



U-17 WORLD CUP
INDONESIA 2023



Morocco 0 - 2 Ecuador

Group A - Match 14
13 November 2023
16:00 Kick Off

Gelora Bung Tomo Stadium

POST MATCH SUMMARY REPORT

Match Summary - Teams



Morocco

0 — 2



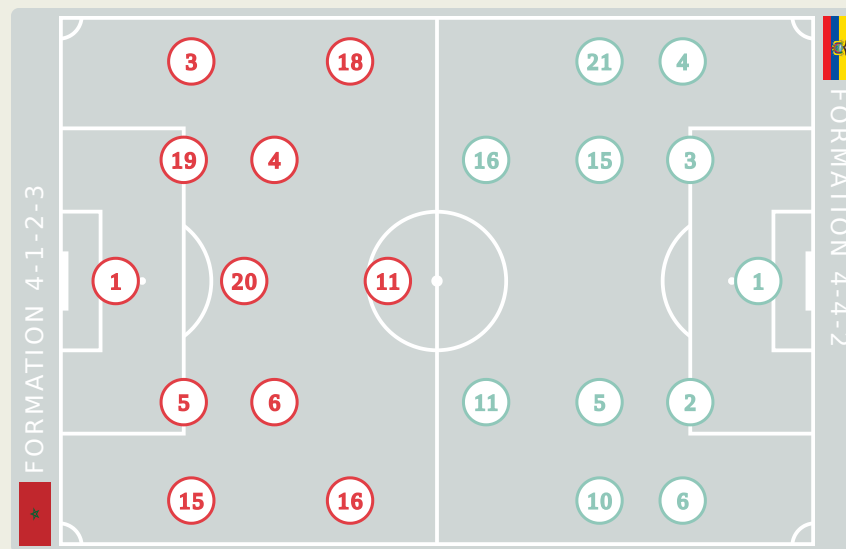
Ecuador

STARTING

| | | | |
|----|----|----------------------------|-------|
| 1 | GK | BENRHOZIL Taha | |
| 3 | DF | ZAHOUANI Fouad | ↓ 56' |
| 4 | MF | CHAIKHOUN Ayoub | ↓ 56' |
| 5 | DF | AIT BOUDLAL Abdelhamid (C) | |
| 6 | MF | AKOUMI Mehdi | ↓ 78' |
| 11 | FW | OUAZANE Zakaria | ↓ 70' |
| 15 | DF | EL HANNACH Naoufel | |
| 16 | FW | ENNAIR Ayman | ↓ 70' |
| 18 | DF | HAMONY Mohamed | |
| 19 | DF | BAKHTY Smail | |
| 20 | MF | KATIBA Mohamed Amine | |

SUBSTITUTES

| | | | |
|----|----|--------------------------|-------|
| 12 | GK | JLID Hamza | |
| 21 | GK | EZZARHOUNI Mohamed Amine | |
| 2 | DF | KOUTOUNE Hamza | |
| 7 | FW | ALAOUI Anas | ↑ 70' |
| 8 | MF | BOUFANDAR Adam | ↑ 56' |
| 9 | DF | AZAOUZI Nassim | |
| 10 | MF | NAZIH Imran | ↑ 78' |
| 13 | DF | CHLAGHMO Saifdine | |
| 14 | DF | EL AISSATI Yasser | ↑ 56' |
| 17 | MF | MAALI Abdelhamid | ↑ 70' |



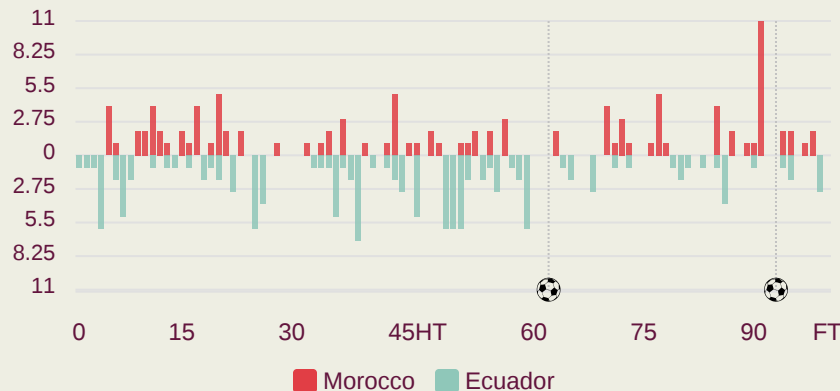
STARTING

| | | | |
|-----------------|----------------------|----|----|
| LOOR Cristhian | GK | 1 | |
| COLLAHUAZO Jair | DF | 2 | |
| DAVIS Ivis | DF | 3 | |
| POLO Jesus | DF | 4 | |
| ↓ 80' | REYES Jairo | MF | 5 |
| | RUIZ Elkin | DF | 6 |
| | (C) BERMUDEZ Michael | FW | 10 |
| ↓ 90+1' | OBANDO Allen | FW | 11 |
| | RODRIGUEZ Juan | MF | 15 |
| ↓ 90+7' | VASQUEZ Yandri | FW | 16 |
| ↓ 79' | SANCHEZ Santiago | FW | 21 |

SUBSTITUTES

| | | | | |
|--------------|------------------|---------------|----|----|
| BAO Ariel | GK | 12 | | |
| MENDEZ Josue | GK | 20 | | |
| ↑ 90+7' | ARROYO Keny | FW | 7 | |
| ↑ 90+1' | DE JESUS Geremy | MF | 8 | |
| | ZAMBRANO Erick | FW | 9 | |
| ↑ 80' | TROYA Rooney | MF | 13 | |
| 96' | ↑ 79' | SANCHEZ Isaac | FW | 14 |
| ↑ 90+7' | CAICEDO Yorkaeff | DF | 17 | |
| | DEMERA Snaider | DF | 18 | |
| | GOMEZ Anibal | DF | 19 | |

Distribution in the Final Third



Match Summary - Key Statistics



Morocco

0 — **2**

Ecuador



Possession

| Total | 35.2% | 12.5% | 52.3% | Total |
|-----------|--|-------|-------|-----------|
| 0 | Goals | | | 2 |
| 8 (4) | Attempts at Goal (On Target) | | | 10 (2) |
| 325 (237) | Total Passes (Complete) | | | 433 (369) |
| 73 % | Pass Completion % | | | 85 % |
| 77 | Completed Line Breaks | | | 84 |
| 6 | Defensive Line Breaks | | | 12 |
| 68 | Receptions in the Final Third | | | 103 |
| 11 | Crosses | | | 16 |
| 17 | Ball Progressions | | | 20 |
| 205 (48) | Defensive Pressures Applied (Direct Pressures) | | | 145 (39) |
| 49 | Forced Turnovers | | | 51 |
| 62 | Second Balls | | | 69 |
| 104.7 km | Total Distance Covered | | | 103.3 km |
| 5.1 km | Zone 4 - Low Speed Sprinting: 20-25 km/h | | | 5.7 km |



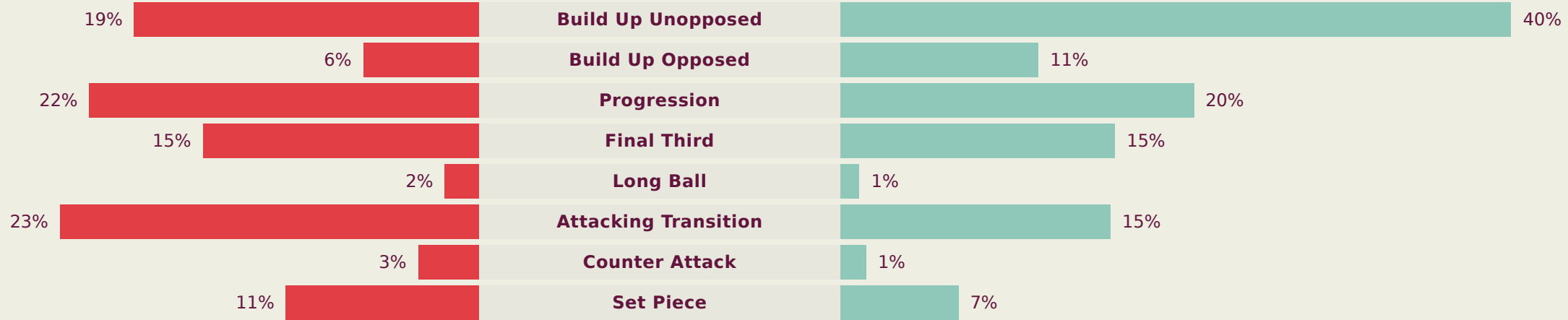
Morocco

Phases of Play

Ecuador



IN POSSESSION



OUT OF POSSESSION



IN POSSESSION

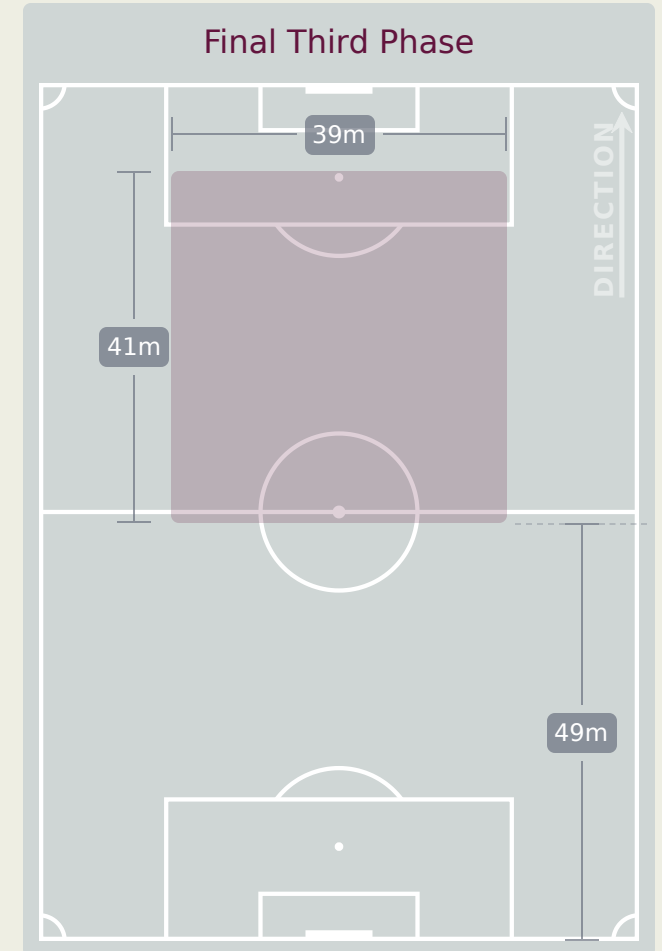
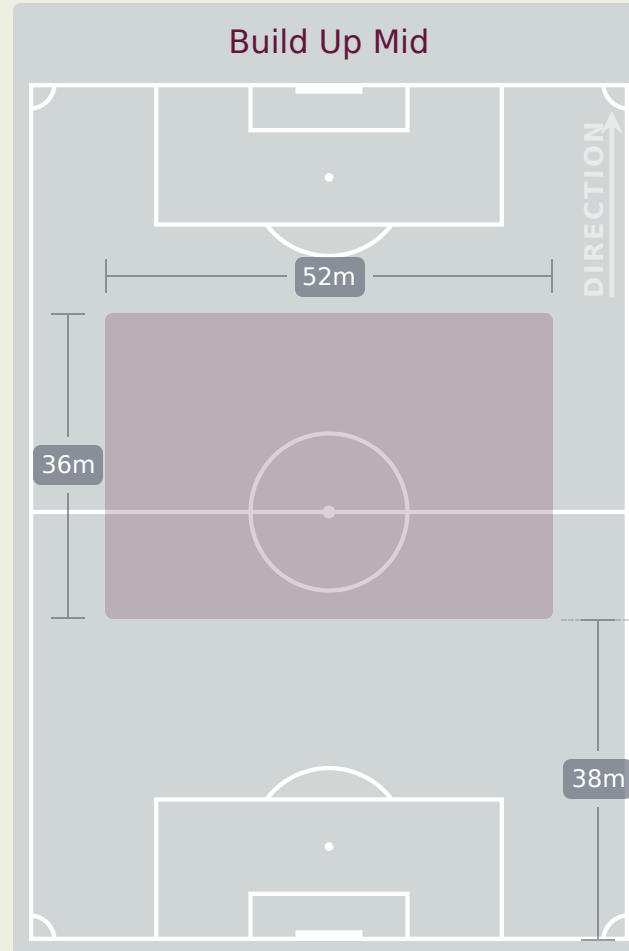
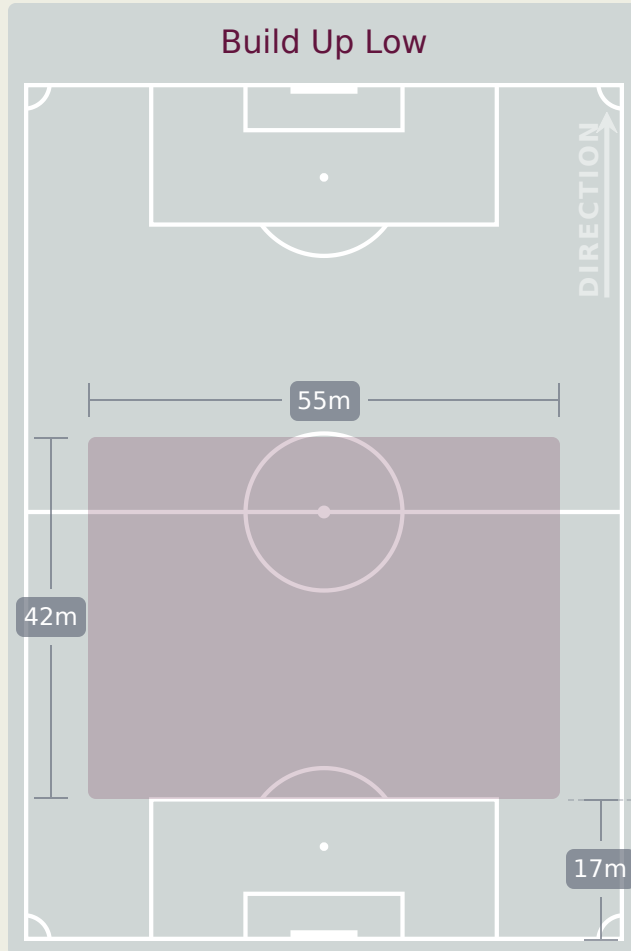


Morocco v Ecuador



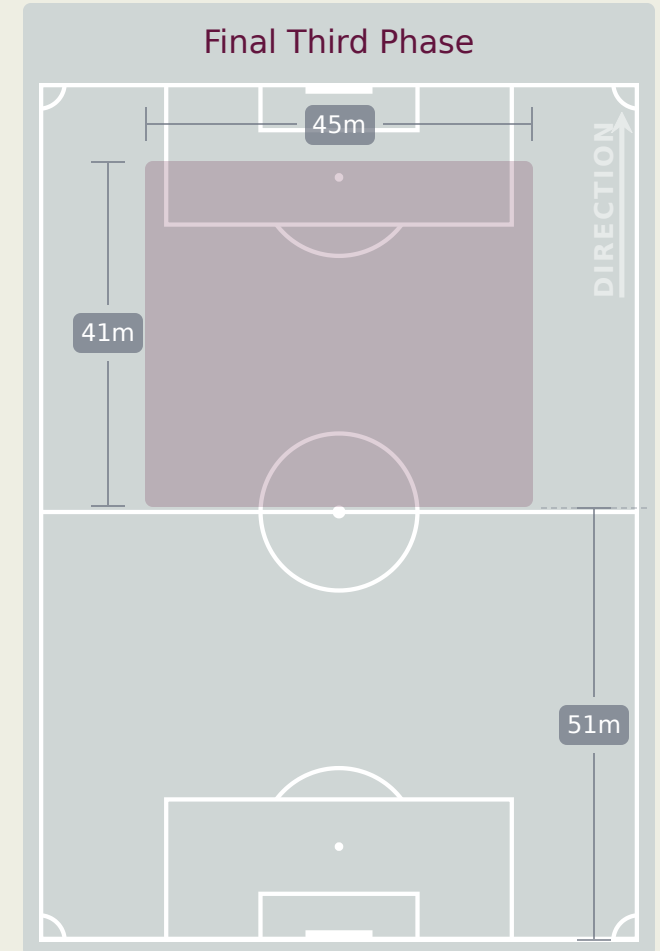
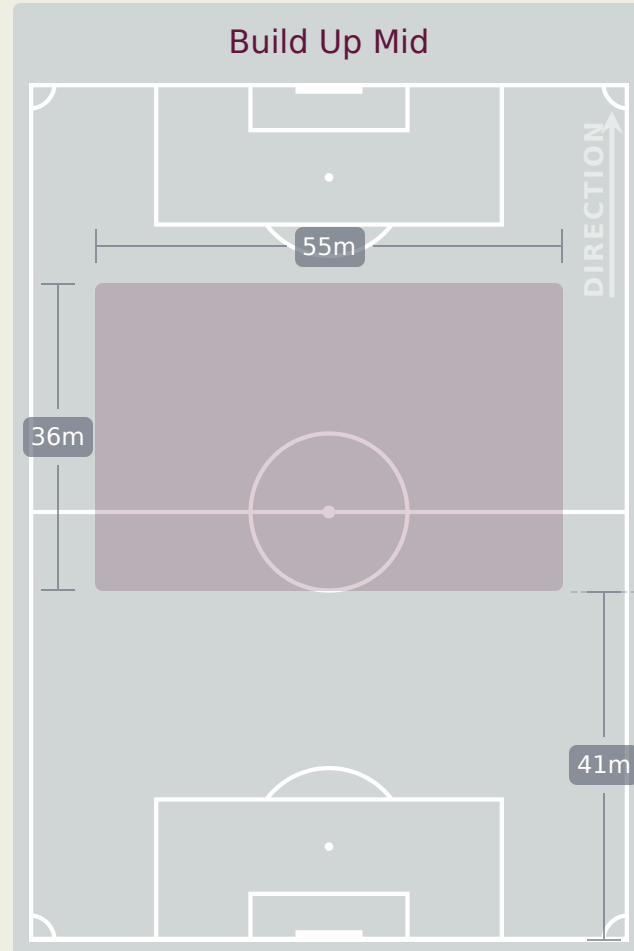
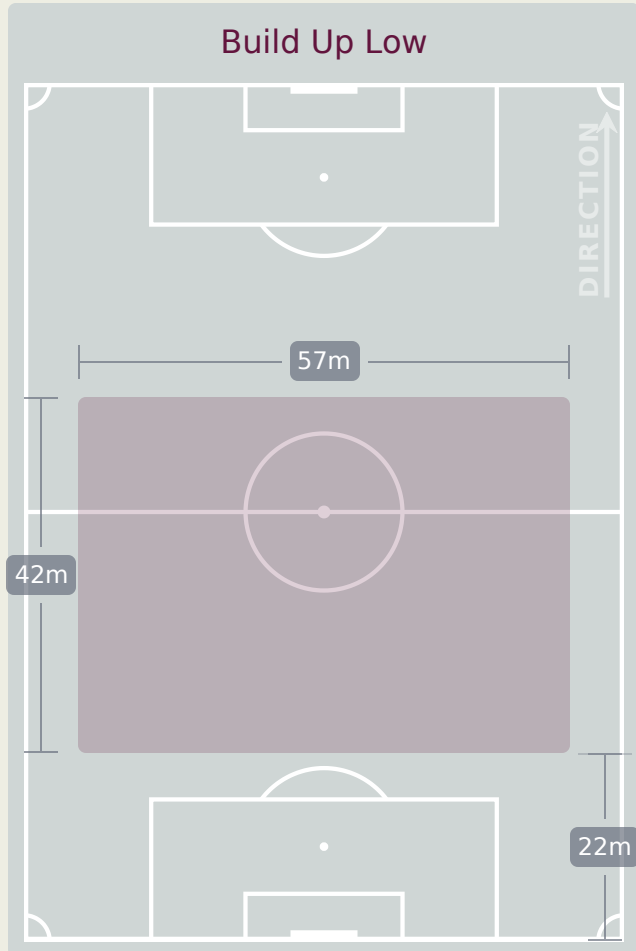
In Possession Line Height & Team Length

Morocco



In Possession Line Height & Team Length

Ecuador



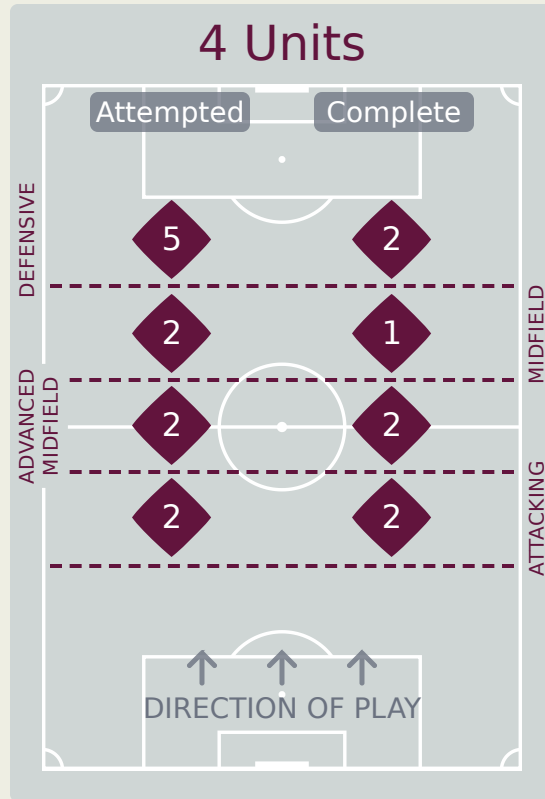
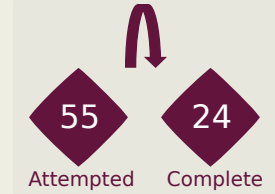
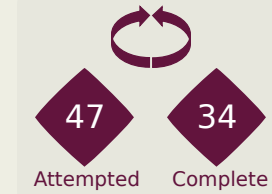
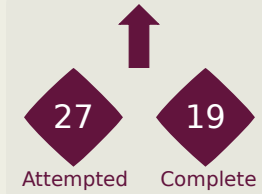
Line Breaks



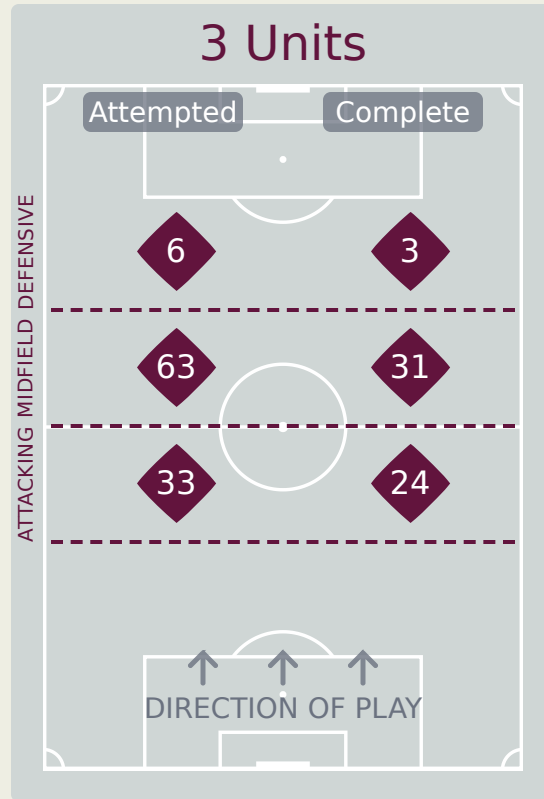
Morocco

Attempted Line Breaks

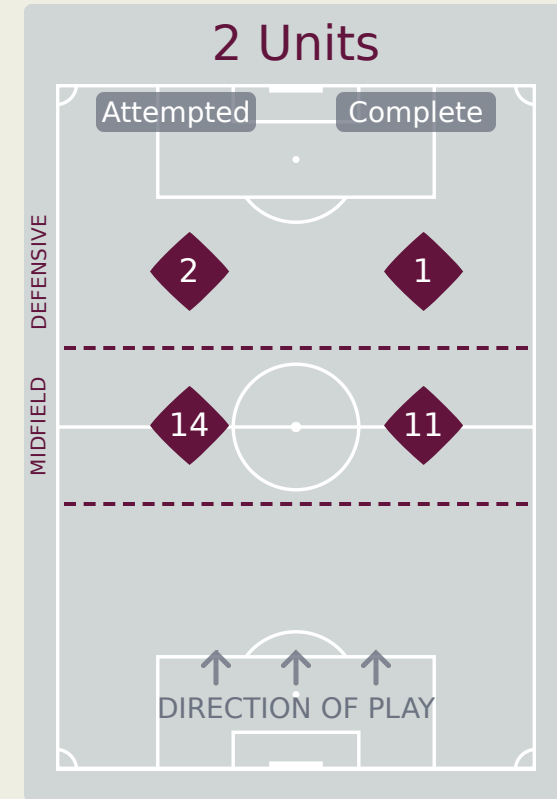
129



| | |
|-----------------------|----|
| Attempted Line Breaks | 11 |
| Inside Shape | 3 |
| Outside Shape | 8 |



| | |
|-----------------------|-----|
| Attempted Line Breaks | 102 |
| Inside Shape | 67 |
| Outside Shape | 35 |



| | |
|-----------------------|----|
| Attempted Line Breaks | 16 |
| Inside Shape | 9 |
| Outside Shape | 7 |

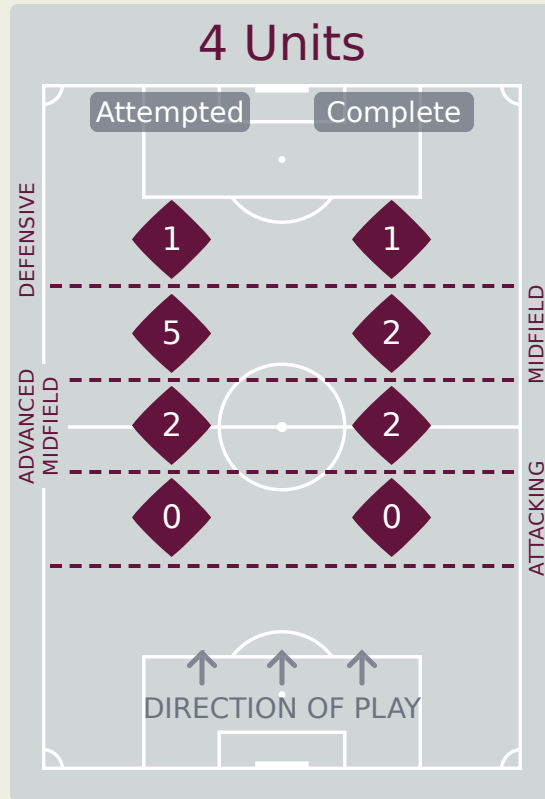
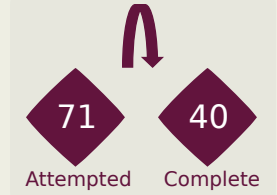
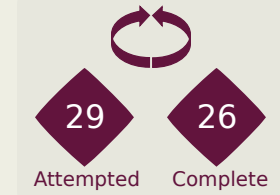
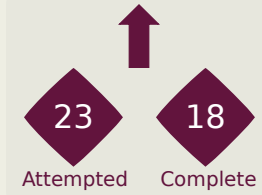
Line Breaks



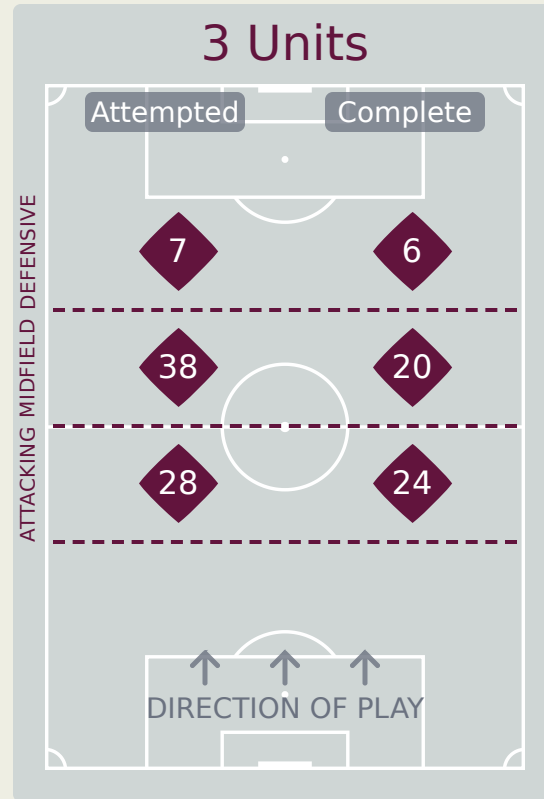
Ecuador

Attempted Line Breaks

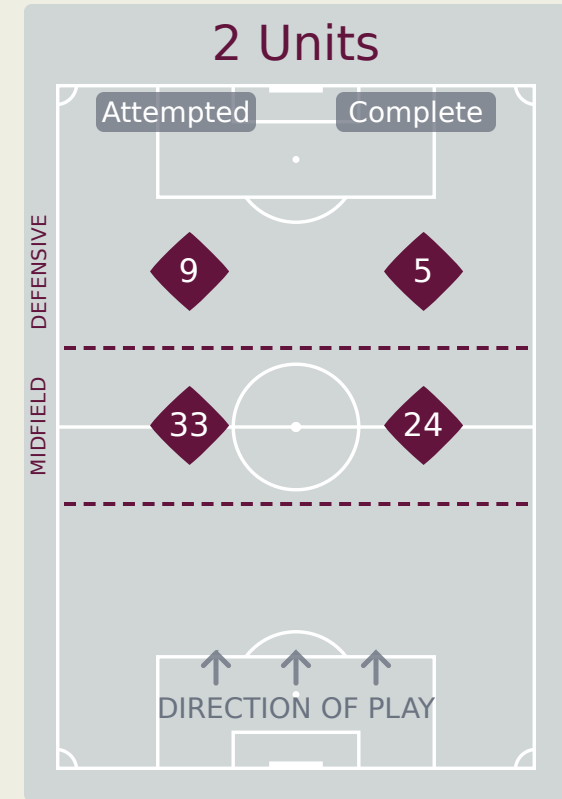
123




| | |
|-----------------------|---|
| Attempted Line Breaks | 8 |
| Inside Shape | 4 |
| Outside Shape | 4 |



| | |
|-----------------------|----|
| Attempted Line Breaks | 73 |
| Inside Shape | 41 |
| Outside Shape | 32 |



| | |
|-----------------------|----|
| Attempted Line Breaks | 42 |
| Inside Shape | 29 |
| Outside Shape | 13 |

| 13 November 2023 - Gelora Bung Tomo Stadium - 16:00 | | | | | | | | | | | | | | | | | | | | |
|---|------------------------|-----------------------|-----------------------|-------------------------|----------------|-------------------------|---------------|----------------|----------------|---------------|----------------|---------------|----------------|-----------|--------|------|-------------------|---------|------------------|---|
| Line Breaks Analysis | | | | | | | | | | | | | | | | | | Morocco | |  |
| Overall Performance | | | | | 4 Units | | | | 3 Units | | | 2 Units | | Direction | | | Distribution Type | | | |
| # | Player | Line Breaks Attempted | Line Breaks Completed | Line Break Completion % | Attacking Line | Attacking Midfield Line | Midfield Line | Defensive Line | Attacking Line | Midfield Line | Defensive Line | Midfield Line | Defensive Line | Through | Around | Over | Pass | Cross | Ball Progression | |
| 1 | BENRHOZIL Taha | 22 | 10 | 45% | 0 | 0 | 0 | 0 | 8 | 12 | 0 | 2 | 0 | 1 | 3 | 18 | 22 | 0 | 0 | |
| 3 | ZAHOUANI Fouad | 6 | 3 | 50% | 1 | 0 | 1 | 0 | 2 | 2 | 0 | 0 | 0 | 0 | 5 | 1 | 5 | 1 | 0 | |
| 4 | CHAIKHOUN Ayoub | 12 | 7 | 58% | 0 | 0 | 0 | 0 | 1 | 7 | 3 | 1 | 0 | 3 | 4 | 5 | 12 | 0 | 0 | |
| 5 | AIT BOUDLAL Abdelhamid | 3 | 2 | 66% | 0 | 0 | 0 | 0 | 2 | 1 | 0 | 0 | 0 | 2 | 0 | 1 | 3 | 0 | 0 | |
| 6 | AKOUMI Mehdi | 3 | 3 | 100% | 0 | 0 | 0 | 0 | 0 | 2 | 0 | 1 | 0 | 0 | 2 | 1 | 3 | 0 | 0 | |
| 11 | OUAZANE Zakaria | 2 | 1 | 50% | 0 | 0 | 0 | 1 | 0 | 1 | 0 | 0 | 0 | 0 | 2 | 0 | 2 | 0 | 0 | |
| 15 | EL HANNACH Naoufel | 26 | 18 | 69% | 0 | 1 | 0 | 0 | 9 | 13 | 1 | 2 | 0 | 5 | 16 | 5 | 26 | 0 | 0 | |
| 16 | ENNAIR Ayman | 2 | 2 | 100% | 0 | 0 | 0 | 1 | 0 | 1 | 0 | 0 | 0 | 0 | 2 | 0 | 1 | 0 | 1 | |
| 18 | HAMONY Mohamed | 7 | 4 | 57% | 0 | 0 | 1 | 0 | 0 | 4 | 0 | 1 | 1 | 1 | 2 | 4 | 4 | 1 | 2 | |
| 19 | BAKHTY Smail | 11 | 8 | 72% | 1 | 0 | 0 | 0 | 2 | 6 | 0 | 2 | 0 | 2 | 3 | 6 | 11 | 0 | 0 | |
| 20 | KATIBA Mohamed Amine | 20 | 12 | 60% | 0 | 1 | 0 | 0 | 7 | 9 | 1 | 2 | 0 | 7 | 4 | 9 | 19 | 0 | 1 | |
| 7 | ALAOUI Anas | 0 | 0 | 0% | 0 | 0 | 0 | 0 | 0 | 0 | 0 | 0 | 0 | 0 | 0 | 0 | 0 | 0 | 0 | |
| 8 | BOUFANDAR Adam | 1 | 0 | 0% | 0 | 0 | 0 | 0 | 1 | 0 | 0 | 0 | 0 | 0 | 0 | 1 | 1 | 0 | 0 | |
| 10 | NAZIH Imran | 2 | 1 | 50% | 0 | 0 | 0 | 0 | 0 | 1 | 0 | 1 | 0 | 2 | 0 | 0 | 2 | 0 | 0 | |
| 14 | EL AISSATI Yasser | 8 | 3 | 37% | 0 | 0 | 0 | 2 | 1 | 4 | 0 | 1 | 0 | 4 | 2 | 2 | 7 | 0 | 1 | |
| 17 | MAALI Abdelhamid | 4 | 3 | 75% | 0 | 0 | 0 | 1 | 0 | 0 | 1 | 1 | 1 | 0 | 2 | 2 | 2 | 1 | 1 | |

Passing Networks



| # | Passes From ↓ to → | BENRHOZIL Taha | ZAHOUANI Fouad | CHAIKHOUN Ayoub | AIT BOUDDLAL Abdelhamid | AKOUMI Mehdi | OUAZANE Zakaria | EL HANNACH Naoufel | ENNAIR Ayman | HAMONY Mohamed | BAKHTY Smail | KATIBA Mohamed Amine | ALAOUI Anas | BOUFANDAR Adam | NAZIH Imran | EL AISSATI Yasser | MAALI Abdelhamid |
|----|-------------------------|----------------|----------------|-----------------|-------------------------|--------------|-----------------|--------------------|--------------|----------------|--------------|----------------------|-------------|----------------|-------------|-------------------|------------------|
| 1 | BENRHOZIL Taha | 12 | 2 | 1 | 2 | 0 | 0 | 1 | 1 | 1 | 5 | 1 | 0 | 1 | 0 | 1 | 0 |
| 3 | ZAHOUANI Fouad | 0 | 3 | 1 | 1 | 0 | 0 | 0 | 0 | 4 | 3 | 1 | 0 | 0 | 0 | 0 | 0 |
| 4 | CHAIKHOUN Ayoub | 0 | 1 | 3 | 0 | 2 | 2 | 2 | 1 | 4 | 2 | 2 | 0 | 0 | 0 | 0 | 0 |
| 5 | AIT BOUDDLAL Abdelhamid | 0 | 0 | 0 | 3 | 0 | 0 | 3 | 0 | 0 | 0 | 2 | 0 | 1 | 0 | 2 | 0 |
| 6 | AKOUMI Mehdi | 0 | 0 | 2 | 1 | 3 | 1 | 7 | 3 | 2 | 0 | 1 | 0 | 0 | 0 | 0 | 0 |
| 11 | OUAZANE Zakaria | 0 | 0 | 0 | 0 | 2 | 3 | 0 | 0 | 1 | 0 | 3 | 0 | 0 | 0 | 0 | 0 |
| 15 | EL HANNACH Naoufel | 1 | 0 | 3 | 1 | 2 | 2 | 5 | 6 | 3 | 1 | 3 | 1 | 1 | 0 | 0 | 5 |
| 16 | ENNAIR Ayman | 0 | 0 | 2 | 0 | 5 | 0 | 5 | 3 | 0 | 0 | 3 | 0 | 0 | 0 | 0 | 0 |
| 18 | HAMONY Mohamed | 0 | 1 | 5 | 0 | 3 | 0 | 1 | 2 | 3 | 1 | 2 | 0 | 0 | 0 | 1 | 2 |
| 19 | BAKHTY Smail | 12 | 2 | 0 | 1 | 0 | 0 | 2 | 1 | 2 | 3 | 1 | 0 | 0 | 1 | 2 | 1 |
| 20 | KATIBA Mohamed Amine | 0 | 1 | 5 | 0 | 1 | 0 | 3 | 1 | 5 | 3 | 3 | 0 | 1 | 1 | 1 | 0 |
| 7 | ALAOUI Anas | 0 | 0 | 0 | 0 | 0 | 0 | 0 | 0 | 0 | 0 | 1 | 3 | 0 | 2 | 0 | 1 |
| 8 | BOUFANDAR Adam | 0 | 0 | 0 | 0 | 0 | 0 | 3 | 0 | 0 | 0 | 1 | 0 | 3 | 0 | 1 | 0 |
| 10 | NAZIH Imran | 1 | 0 | 0 | 0 | 0 | 0 | 2 | 0 | 0 | 1 | 1 | 0 | 0 | 3 | 1 | 0 |
| 14 | EL AISSATI Yasser | 0 | 0 | 0 | 0 | 0 | 1 | 0 | 0 | 0 | 1 | 0 | 1 | 0 | 0 | 3 | 0 |
| 17 | MAALI Abdelhamid | 0 | 0 | 0 | 0 | 1 | 0 | 2 | 0 | 0 | 0 | 0 | 2 | 0 | 0 | 1 | 3 |

| Top 5 Player to Player Passers | | |
|--------------------------------|--------------------|------------------------|
| Player | Passed To | % of Total Team Passes |
| BAKHTY Smail | BENRHOZIL Taha | 5.8% |
| AKOUMI Mehdi | EL HANNACH Naoufel | 3.4% |
| EL HANNACH Naoufel | ENNAIR Ayman | 2.9% |
| BENRHOZIL Taha | BAKHTY Smail | 2.4% |
| EL HANNACH Naoufel | MAALI Abdelhamid | 2.4% |

Passing Networks




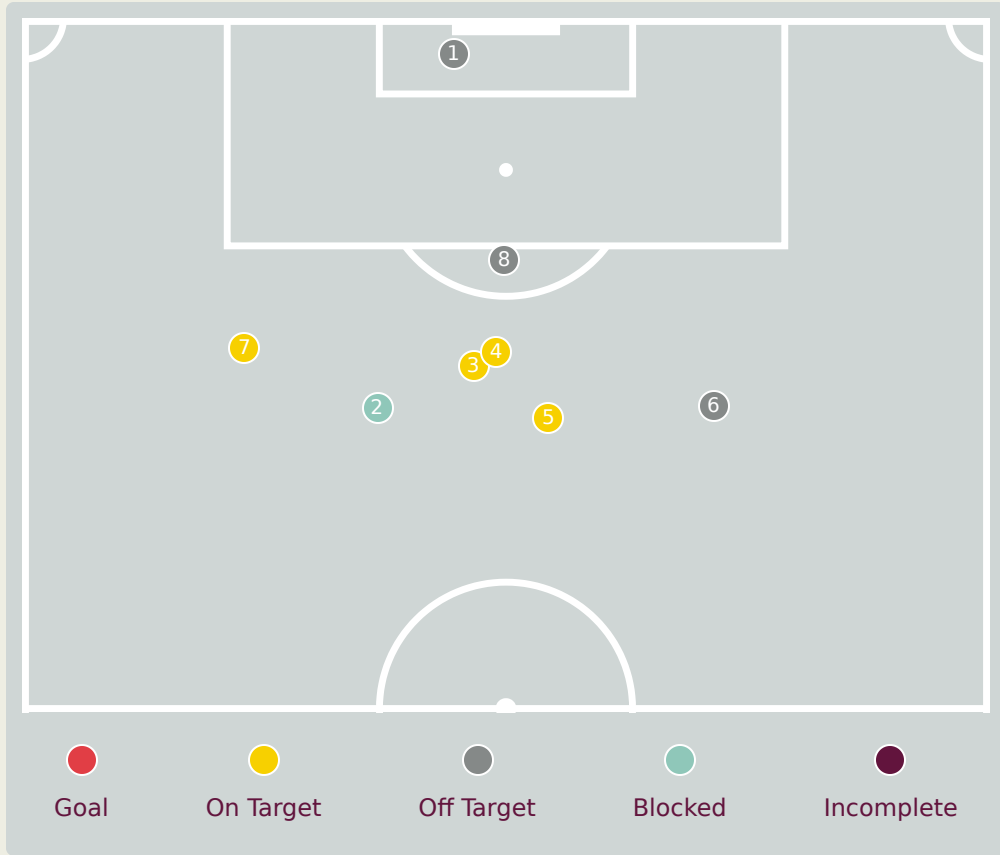
| # | Passes From ↓ to → | LOOR Cristhian | COLLAHUAZO Jair | DAVIS Ivis | POLO Jesus | REYES Jairo | RUIZ Elkin | BERMUDEZ Michael | OBANDO Allen | RODRIGUEZ Juan | VASQUEZ Yandri | SANCHEZ Santiago | ARROYO Keny | DE JESUS Geremy | TROYA Rooney | SANCHEZ Isaac | CAICEDO Yorkaeff |
|----|--------------------|----------------|-----------------|------------|------------|-------------|------------|------------------|--------------|----------------|----------------|------------------|-------------|-----------------|--------------|---------------|------------------|
| 1 | LOOR Cristhian | 12 | 10 | 10 | 2 | 2 | 0 | 0 | 2 | 3 | 0 | 0 | 0 | 0 | 0 | 0 | 0 |
| 2 | COLLAHUAZO Jair | 12 | 12 | 9 | 0 | 5 | 5 | 7 | 2 | 2 | 1 | 0 | 0 | 0 | 0 | 0 | 0 |
| 3 | DAVIS Ivis | 4 | 16 | 12 | 6 | 3 | 3 | 1 | 4 | 3 | 0 | 1 | 0 | 0 | 0 | 0 | 0 |
| 4 | POLO Jesus | 2 | 2 | 6 | 12 | 4 | 0 | 3 | 0 | 11 | 0 | 3 | 0 | 0 | 0 | 0 | 0 |
| 5 | REYES Jairo | 4 | 6 | 4 | 2 | 12 | 6 | 7 | 4 | 15 | 2 | 5 | 0 | 0 | 0 | 0 | 0 |
| 6 | RUIZ Elkin | 1 | 3 | 0 | 0 | 11 | 12 | 2 | 1 | 4 | 0 | 1 | 0 | 1 | 0 | 0 | 0 |
| 10 | BERMUDEZ Michael | 0 | 1 | 1 | 1 | 3 | 8 | 12 | 0 | 6 | 0 | 2 | 0 | 0 | 2 | 0 | 0 |
| 11 | OBANDO Allen | 0 | 0 | 0 | 0 | 4 | 1 | 2 | 12 | 2 | 1 | 4 | 0 | 0 | 0 | 0 | 0 |
| 15 | RODRIGUEZ Juan | 0 | 6 | 9 | 11 | 11 | 7 | 3 | 0 | 12 | 0 | 5 | 0 | 0 | 0 | 0 | 0 |
| 16 | VASQUEZ Yandri | 0 | 0 | 0 | 0 | 0 | 0 | 1 | 0 | 0 | 12 | 1 | 0 | 0 | 2 | 0 | 0 |
| 21 | SANCHEZ Santiago | 0 | 0 | 0 | 7 | 1 | 0 | 1 | 2 | 4 | 2 | 12 | 0 | 0 | 0 | 0 | 0 |
| 7 | ARROYO Keny | 0 | 0 | 0 | 0 | 0 | 0 | 0 | 0 | 0 | 0 | 0 | 12 | 0 | 0 | 0 | 0 |
| 8 | DE JESUS Geremy | 0 | 0 | 0 | 0 | 0 | 0 | 0 | 0 | 1 | 0 | 0 | 1 | 12 | 0 | 0 | 0 |
| 13 | TROYA Rooney | 0 | 0 | 2 | 1 | 0 | 1 | 0 | 0 | 0 | 0 | 0 | 0 | 1 | 12 | 0 | 0 |
| 14 | SANCHEZ Isaac | 0 | 0 | 0 | 0 | 0 | 0 | 1 | 0 | 0 | 0 | 0 | 0 | 0 | 0 | 12 | 0 |
| 17 | CAICEDO Yorkaeff | 0 | 0 | 0 | 0 | 0 | 0 | 0 | 0 | 0 | 0 | 0 | 0 | 0 | 0 | 0 | 12 |

| Top 5 Player to Player Passers | | |
|--------------------------------|-----------------|------------------------|
| Player | Passed To | % of Total Team Passes |
| DAVIS Ivis | COLLAHUAZO Jair | 4.7% |
| REYES Jairo | RODRIGUEZ Juan | 4.4% |
| COLLAHUAZO Jair | LOOR Cristhian | 3.5% |
| POLO Jesus | RODRIGUEZ Juan | 3.2% |
| RUIZ Elkin | REYES Jairo | 3.2% |

Morocco



Attempts at Goal



| Key | Outcome | Shots |
|-----|------------|-------|
| ● | Goals | 0 |
| ● | On Target | 4 |
| ● | Off Target | 3 |
| ● | Blocked | 1 |
| ● | Incomplete | 0 |

Attempts at Goal


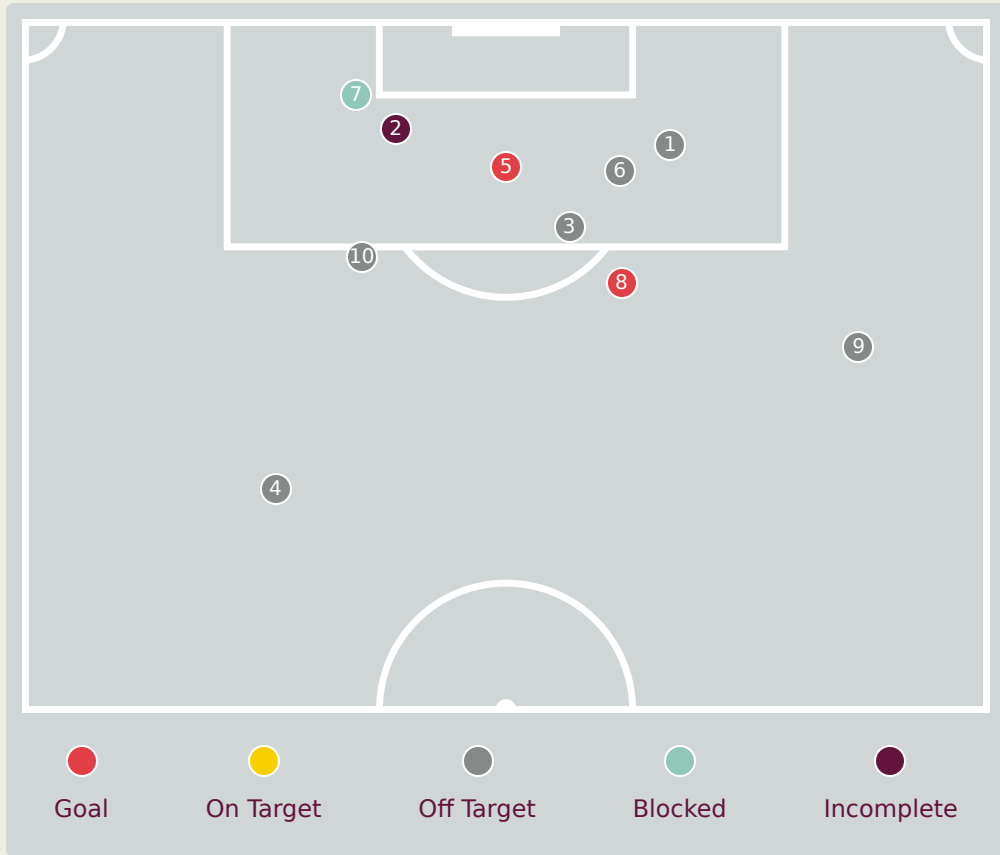
Morocco

| Time | Player | Outcome | Body Part | Delivery Type |
|------|--------------------------|----------------------|------------|---------------|
| 17 | 5 AIT BOUDLAL Abdelhamid | Off Target | Head | Corner |
| 21 | 20 KATIBA Mohamed Amine | Incomplete - Blocked | Right Foot | Pass |
| 24 | 11 OUAZANE Zakaria | On Target - Saved | Right Foot | Freekick |
| 44 | 4 CHAIKHOUN Ayoub | On Target - Saved | Left Foot | Loose Ball |
| 47 | 11 OUAZANE Zakaria | On Target - Saved | Right Foot | Freekick |
| 56 | 15 EL HANNACH Naoufel | Off Target | Right Foot | Pass |
| 91 | 14 EL AISSATI Yasser | On Target - Saved | Left Foot | Pass |
| 97 | 17 MAALI Abdelhamid | Off Target | Left Foot | Freekick |

Ecuador



Attempts at Goal



| Key | Outcome | Shots |
|-----|------------|-------|
| ● | Goals | 2 |
| ● | On Target | 0 |
| ● | Off Target | 6 |
| ● | Blocked | 1 |
| ● | Incomplete | 1 |

Attempts at Goal

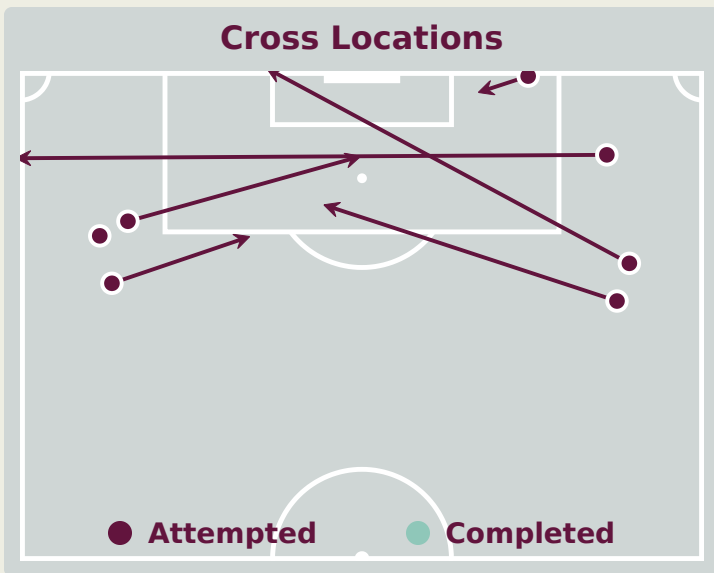


| Time | Player | Outcome | Body Part | Delivery Type |
|------|---------------------|--|------------|---------------|
| 33 | 10 BERMUDEZ Michael | Off Target | Right Foot | Other |
| 35 | 11 OBANDO Allen | Incomplete - Player On Ball Error | Head | Cross |
| 53 | 16 VASQUEZ Yandri | Off Target | Left Foot | Pass |
| 58 | 10 BERMUDEZ Michael | Off Target | Right Foot | Pass |
| 61 | 10 BERMUDEZ Michael | On Target - Goal | Right Foot | Penalty |
| 73 | 21 SANCHEZ Santiago | Off Target | Left Foot | Loose Ball |
| 86 | 16 VASQUEZ Yandri | Incomplete - Blocked | Right Foot | Pass |
| 92 | 10 BERMUDEZ Michael | On Target - Goal | Right Foot | Loose Ball |
| 94 | 10 BERMUDEZ Michael | Off Target - Saved | Right Foot | Pass |
| 100 | 7 ARROYO Keny | Deflected Off Target - Defensive Event | Left Foot | Freekick |

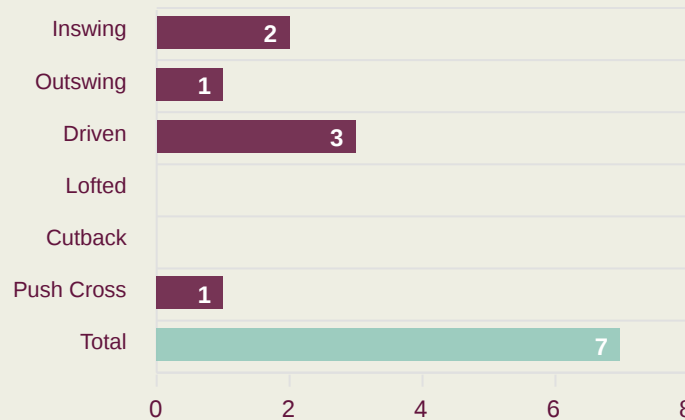
Morocco



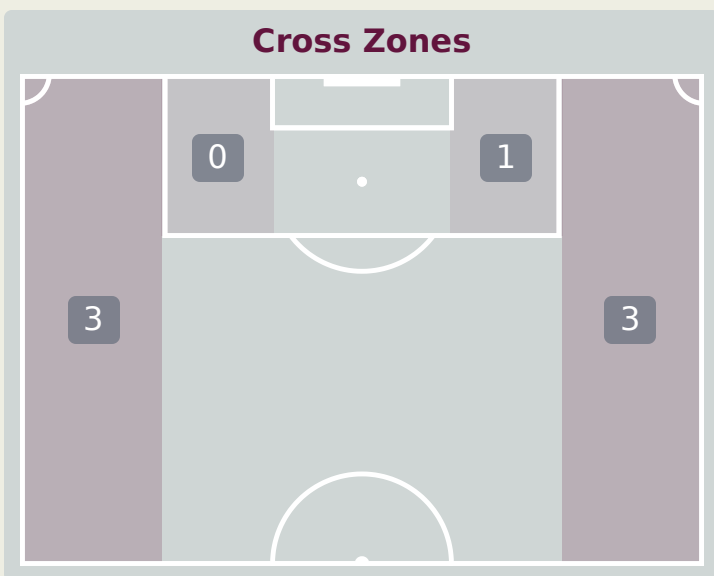
Crosses (Open Play)



Delivery Type



| # | Player | Inswing | Outswing | Driven | Lofted | Cutback | Push Cross | Total Attempted |
|----|-------------------------|---------|----------|--------|--------|---------|------------|-----------------|
| 1 | BENRHOZIL Taha | 0 | 0 | 0 | 0 | 0 | 0 | 0 |
| 3 | ZAHOUANI Fouad | 0 | 0 | 2 | 0 | 0 | 0 | 2 |
| 4 | CHAIKHOUN Ayoub | 0 | 0 | 0 | 0 | 0 | 0 | 0 |
| 5 | AIT BOUDDLAL Abdelhamid | 0 | 0 | 0 | 0 | 0 | 0 | 0 |
| 6 | AKOUMI Mehdi | 0 | 0 | 0 | 0 | 0 | 0 | 0 |
| 11 | OUAZANE Zakaria | 0 | 0 | 0 | 0 | 0 | 0 | 0 |
| 15 | EL HANNACH Naoufel | 1 | 0 | 0 | 0 | 0 | 0 | 1 |
| 16 | ENNAIR Ayman | 0 | 1 | 0 | 0 | 0 | 1 | 2 |
| 18 | HAMONY Mohamed | 0 | 0 | 0 | 0 | 0 | 0 | 0 |
| 19 | BAKHTY Smail | 0 | 0 | 0 | 0 | 0 | 0 | 0 |
| 20 | KATIBA Mohamed Amine | 0 | 0 | 0 | 0 | 0 | 0 | 0 |
| 7 | ALAOUI Anas | 0 | 0 | 0 | 0 | 0 | 0 | 0 |
| 8 | BOUFANDAR Adam | 0 | 0 | 0 | 0 | 0 | 0 | 0 |
| 10 | NAZIH Imran | 0 | 0 | 0 | 0 | 0 | 0 | 0 |
| 14 | EL AISSATI Yasser | 0 | 0 | 1 | 0 | 0 | 0 | 1 |
| 17 | MAALI Abdelhamid | 1 | 0 | 0 | 0 | 0 | 0 | 1 |



Attempted

7

Completed

0

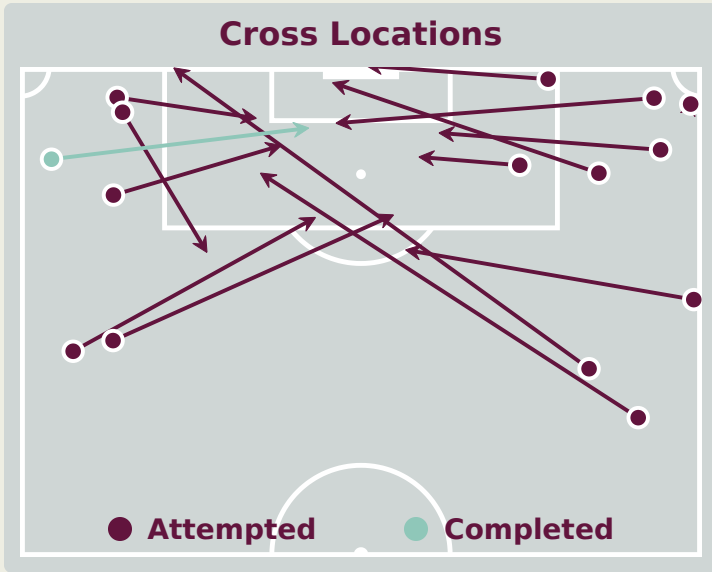
Most Crosses Attempted

2

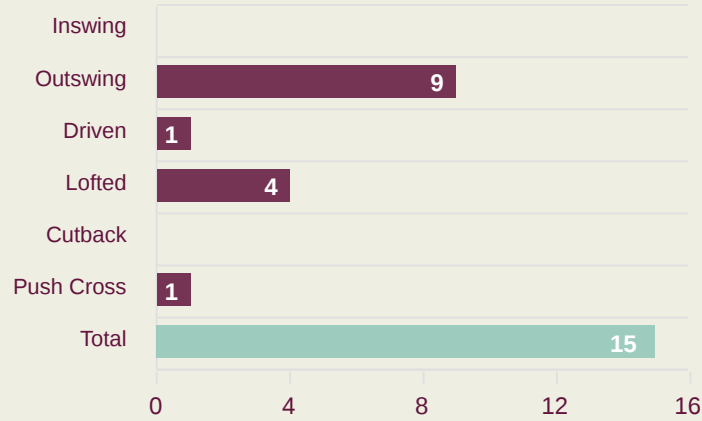
ZAHOUANI Fouad

LEFT BACK

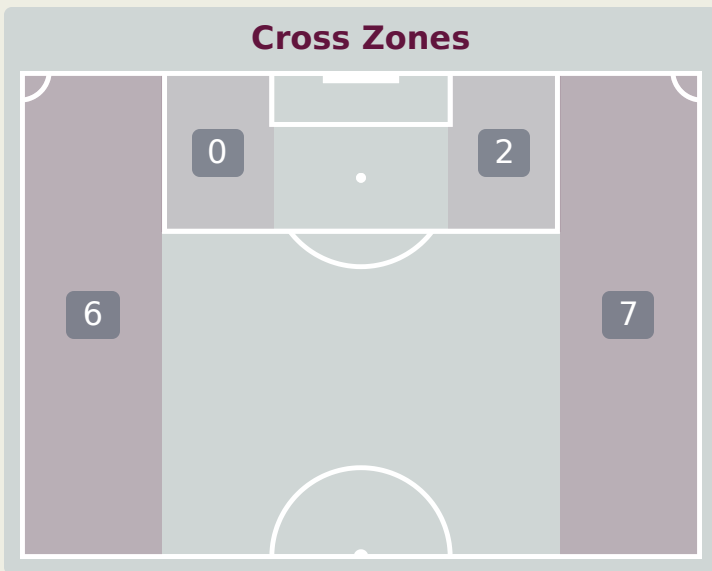
Crosses (Open Play)



Delivery Type



| # | Player | Inswing | Outswing | Driven | Lofted | Cutback | Push Cross | Total Attempted |
|----|------------------|---------|----------|--------|--------|---------|------------|-----------------|
| 1 | LOOR Cristhian | 0 | 0 | 0 | 0 | 0 | 0 | 0 |
| 2 | COLLAHUAZO Jair | 0 | 0 | 0 | 0 | 0 | 0 | 0 |
| 3 | DAVIS Ivis | 0 | 0 | 0 | 0 | 0 | 0 | 0 |
| 4 | POLO Jesus | 0 | 0 | 0 | 1 | 0 | 0 | 1 |
| 5 | REYES Jairo | 0 | 0 | 0 | 0 | 0 | 0 | 0 |
| 6 | RUIZ Elkin | 0 | 4 | 0 | 0 | 0 | 0 | 4 |
| 10 | BERMUDEZ Michael | 0 | 1 | 0 | 1 | 0 | 0 | 2 |
| 11 | OBANDO Allen | 0 | 0 | 0 | 0 | 0 | 0 | 0 |
| 15 | RODRIGUEZ Juan | 0 | 0 | 0 | 1 | 0 | 0 | 1 |
| 16 | VASQUEZ Yandri | 0 | 0 | 1 | 0 | 0 | 0 | 1 |
| 21 | SANCHEZ Santiago | 0 | 4 | 0 | 1 | 0 | 0 | 5 |
| 7 | ARROYO Keny | 0 | 0 | 0 | 0 | 0 | 0 | 0 |
| 8 | DE JESUS Geremy | 0 | 0 | 0 | 0 | 0 | 0 | 0 |
| 13 | TROYA Rooney | 0 | 0 | 0 | 0 | 0 | 1 | 1 |
| 14 | SANCHEZ Isaac | 0 | 0 | 0 | 0 | 0 | 0 | 0 |
| 17 | CAICEDO Yorkaeff | 0 | 0 | 0 | 0 | 0 | 0 | 0 |



Attempted

15

Completed

1

Most Crosses Attempted

5

SANCHEZ Santiago

RIGHT MIDFIELD

Morocco



Offering to Receive

227

Total Offers Made

78

Total Offers Received

Most Offers

31

CHAIKHOUN Ayoub
LEFT CENTRE MIDFIELD

107

Offers Made in Final Third

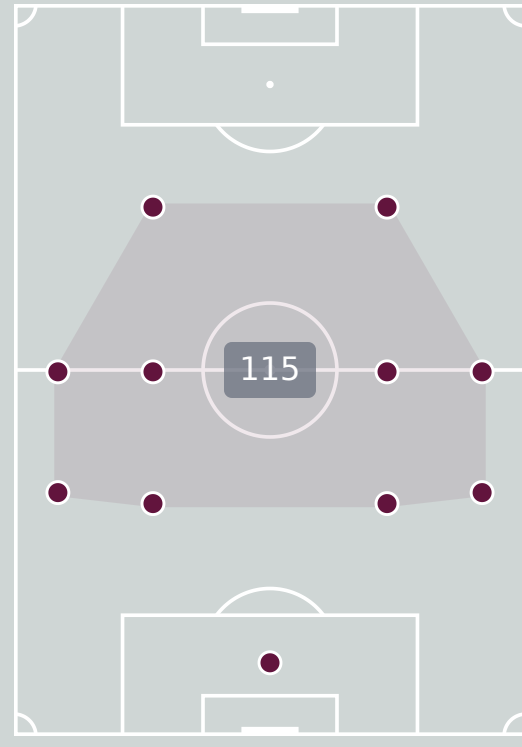
75

Offers Made in Middle Third

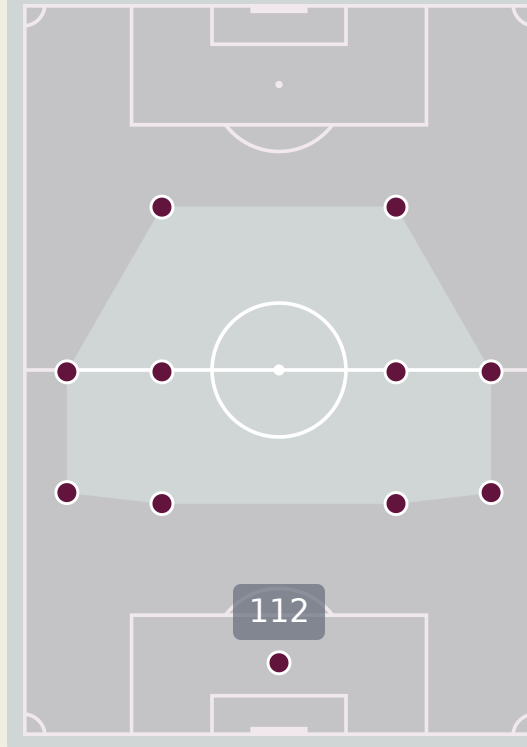
45

Offers Made in Defensive Third

Offers Made Inside Shape



Offers Made Outside Shape



| # | Player | Offers Made | Offers Received | % Made & Received |
|----|-------------------------|-------------|-----------------|-------------------|
| 1 | BENRHOZIL Taha | 9 | 7 | 77.8% |
| 3 | ZAHOUANI Fouad | 9 | 1 | 11.1% |
| 4 | CHAIKHOUN Ayoub | 31 | 10 | 32.3% |
| 5 | AIT BOUDDLAL Abdelhamid | 10 | 2 | 20% |
| 6 | AKOUMI Mehdi | 20 | 9 | 45% |
| 11 | OUAZANE Zakaria | 30 | 5 | 16.7% |
| 15 | EL HANNACH Naoufel | 10 | 4 | 40% |
| 16 | ENNAIR Ayman | 20 | 7 | 35% |
| 18 | HAMONY Mohamed | 18 | 7 | 38.9% |
| 19 | BAKHTY Smail | 13 | 4 | 30.8% |
| 20 | KATIBA Mohamed Amine | 6 | 4 | 66.7% |
| 7 | ALAOUI Anas | 9 | 4 | 44.4% |
| 8 | BOUFANDAR Adam | 10 | 4 | 40% |
| 10 | NAZIH Imran | 11 | 3 | 27.3% |
| 14 | EL AISSATI Yasser | 14 | 4 | 28.6% |
| 17 | MAALI Abdelhamid | 7 | 3 | 42.9% |

Offering to Receive

264

Total Offers Made

96

Total Offers Received

Most Offers

60

BERMUDEZ Michael
LEFT MIDFIELD

113

Offers Made in Final Third

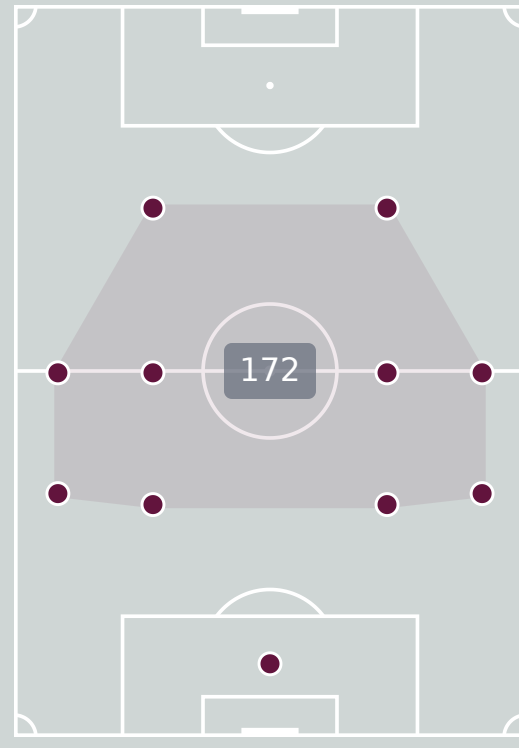
125

Offers Made in Middle Third

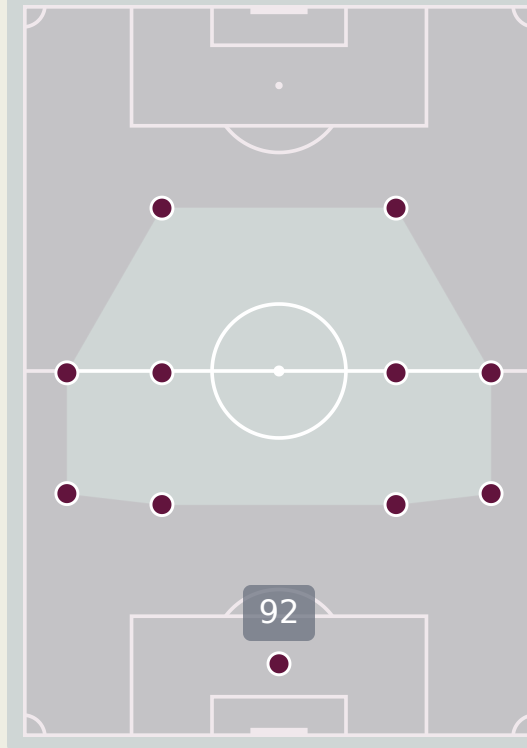
26

Offers Made in Defensive Third

Offers Made Inside Shape



Offers Made Outside Shape



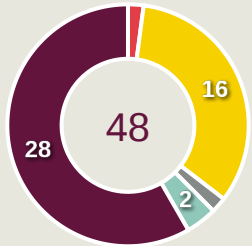
| # | Player | Offers Made | Offers Received | % Made & Received |
|----|------------------|-------------|-----------------|-------------------|
| 1 | LOOR Cristhian | 6 | 1 | 16.7% |
| 2 | COLLAHUAZO Jair | 4 | 1 | 25% |
| 3 | DAVIS Ivis | 3 | 1 | 33.3% |
| 4 | POLO Jesus | 2 | 1 | 50% |
| 5 | REYES Jairo | 53 | 22 | 41.5% |
| 6 | RUIZ Elkin | 12 | 5 | 41.7% |
| 10 | BERMUDEZ Michael | 60 | 16 | 26.7% |
| 11 | OBANDO Allen | 46 | 12 | 26.1% |
| 15 | RODRIGUEZ Juan | 37 | 21 | 56.8% |
| 16 | VASQUEZ Yandri | 14 | 6 | 42.9% |
| 21 | SANCHEZ Santiago | 16 | 6 | 37.5% |
| 7 | ARROYO Keny | 2 | 1 | 50% |
| 8 | DE JESUS Geremy | 5 | 2 | 40% |
| 13 | TROYA Rooney | 4 | 1 | 25% |
| 14 | SANCHEZ Isaac | 0 | 0 | 0% |
| 17 | CAICEDO Yorkaëff | 0 | 0 | 0% |



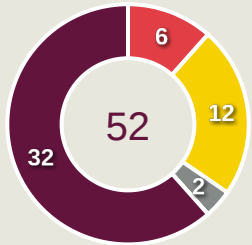
Movement to Receive

Movement Types by Phase

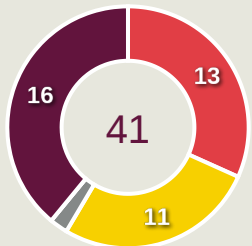
Final Third Phase



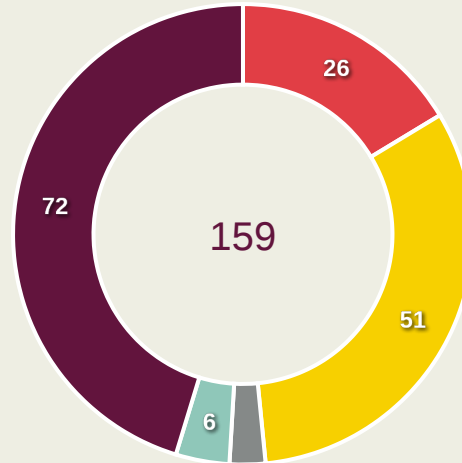
Progression Phase



Build Up Phase



All Movement Types

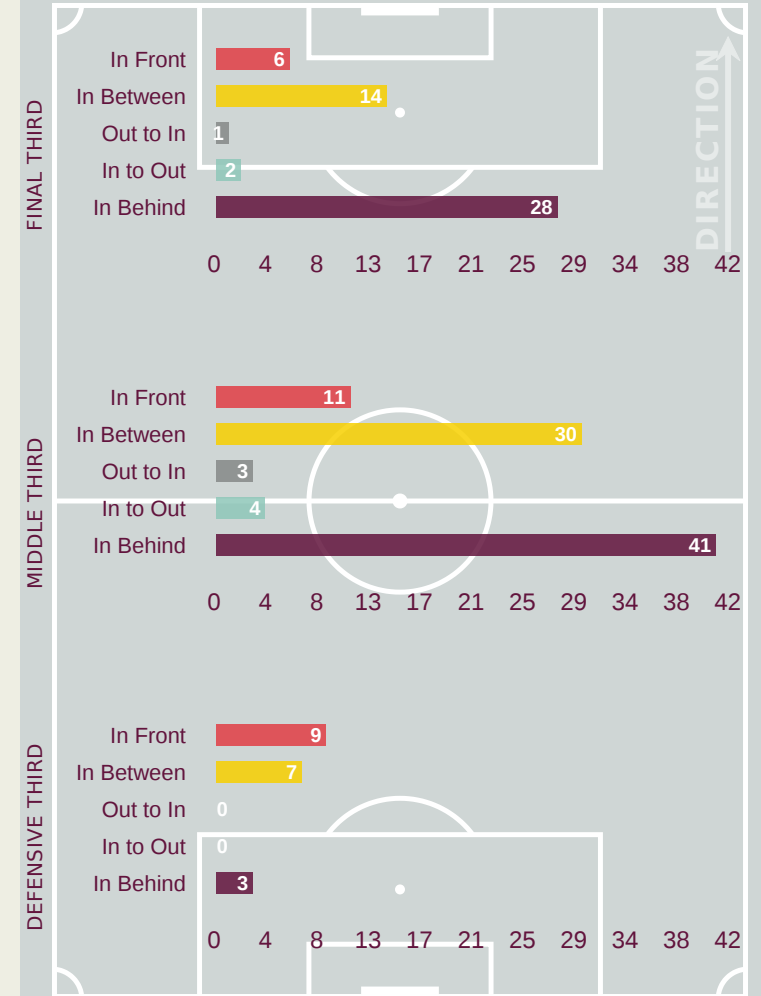


- In Front
- In Between
- Out to In
- In to Out
- In Behind

Top Ranked Players

| Type | Player | Movements |
|------------|--------------------|-----------|
| In Front | 4 CHAIKHOUN Ayoub | 5 |
| In Between | 4 CHAIKHOUN Ayoub | 17 |
| Out to In | 6 AKOUMI Mehdi | 1 |
| In to Out | 6 AKOUMI Mehdi | 2 |
| In Behind | 11 OUAZANE Zakaria | 19 |

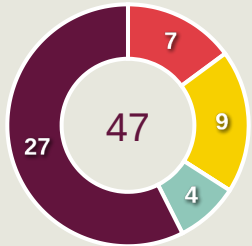
Movement Types Pitch Third



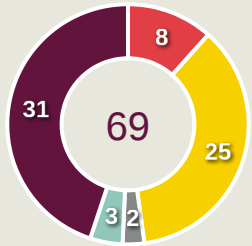
Movement to Receive

Movement Types by Phase

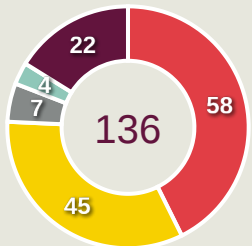
Final Third Phase



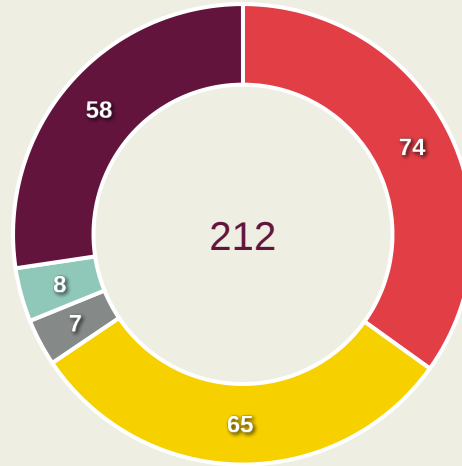
Progression Phase



Build Up Phase



All Movement Types

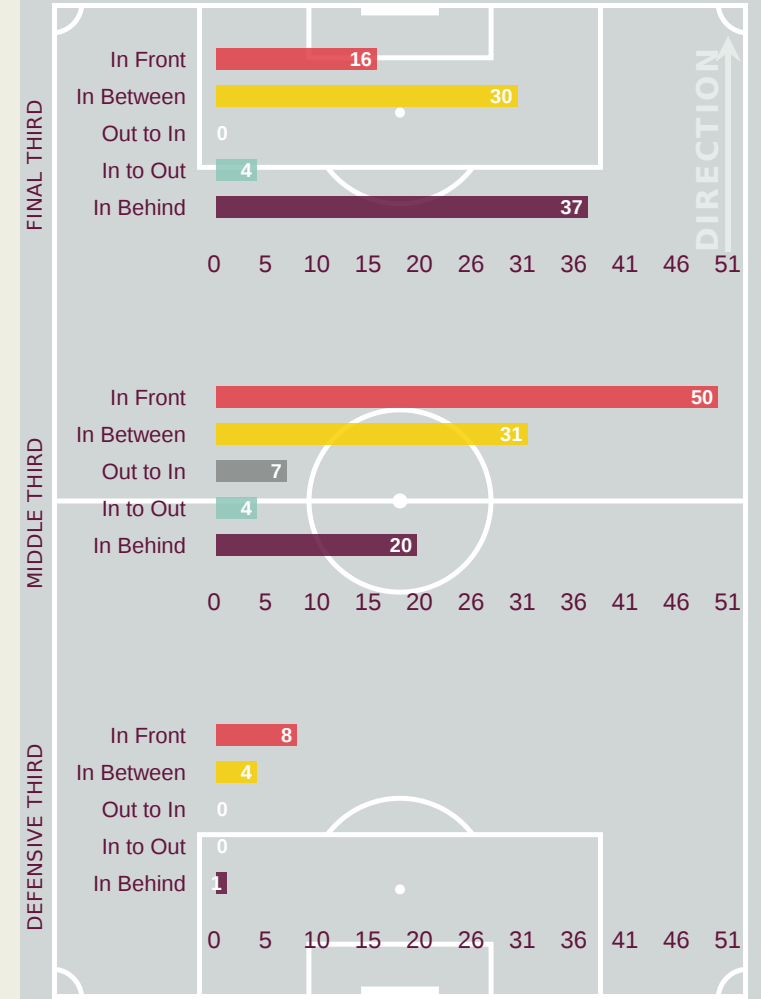


- In Front
- In Between
- Out to In
- In to Out
- In Behind

Top Ranked Players

| Type | Player | Movements |
|------------|---------------------|-----------|
| In Front | 5 REYES Jairo | 35 |
| In Between | 11 OBANDO Allen | 21 |
| Out to In | 10 BERMUDEZ Michael | 7 |
| In to Out | 5 REYES Jairo | 2 |
| In Behind | 11 OBANDO Allen | 16 |

Movement Types Pitch Third



OUT OF POSSESSION



Morocco v Ecuador



Morocco



Defensive Actions

49

Forced Turnovers

40

Possession Regained

7

Interceptions

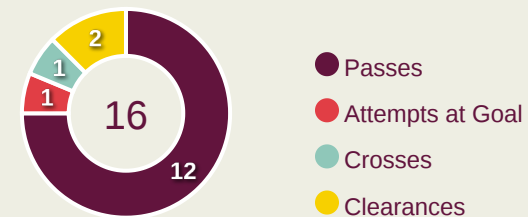
44

Tackles

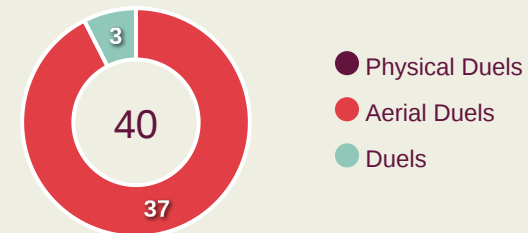
2.65

Possession Actions / Defensive Action

Blocks



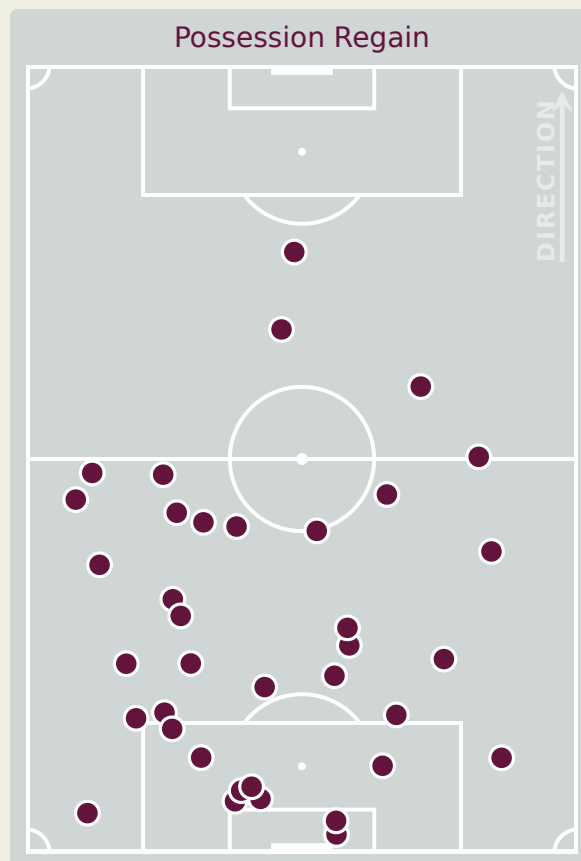
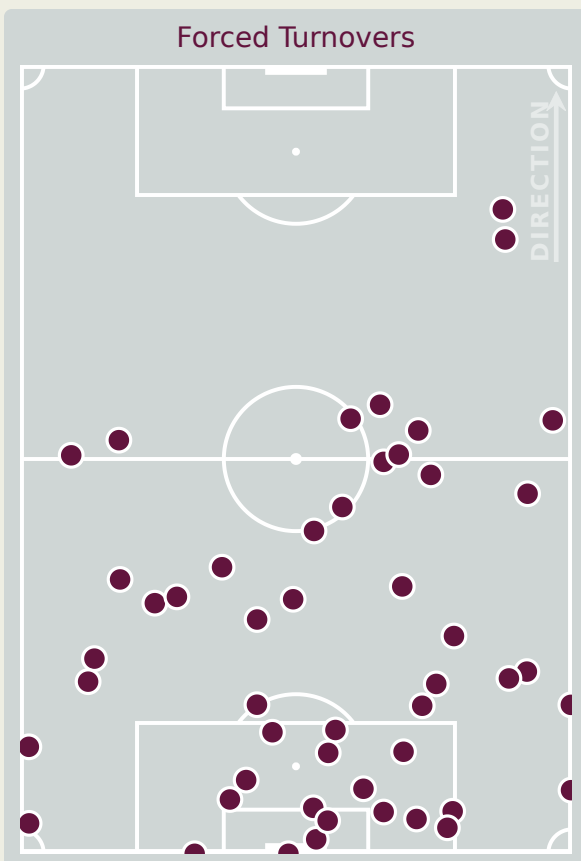
Possession Contests



Most Possession Regains

7

AIT BOUDLAL Abdelhamid
RIGHT CENTRE BACK

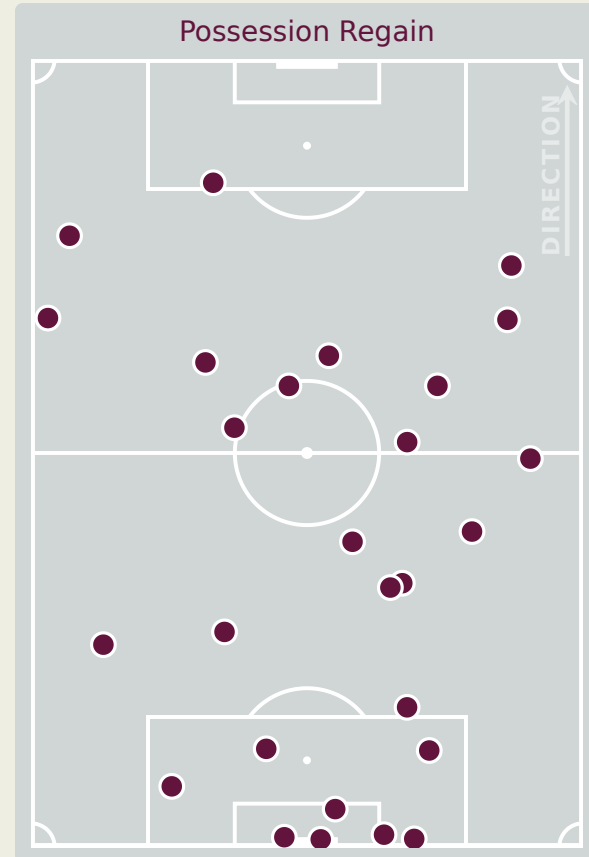
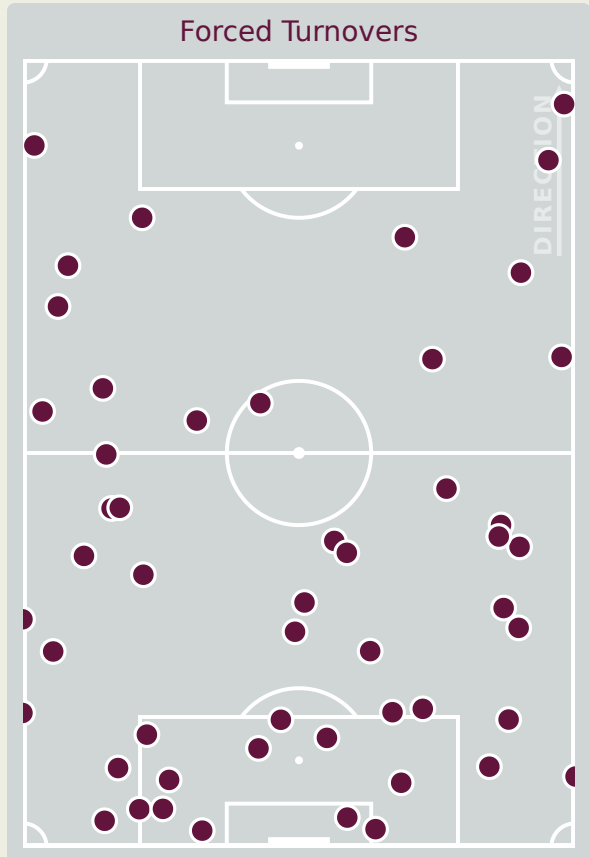
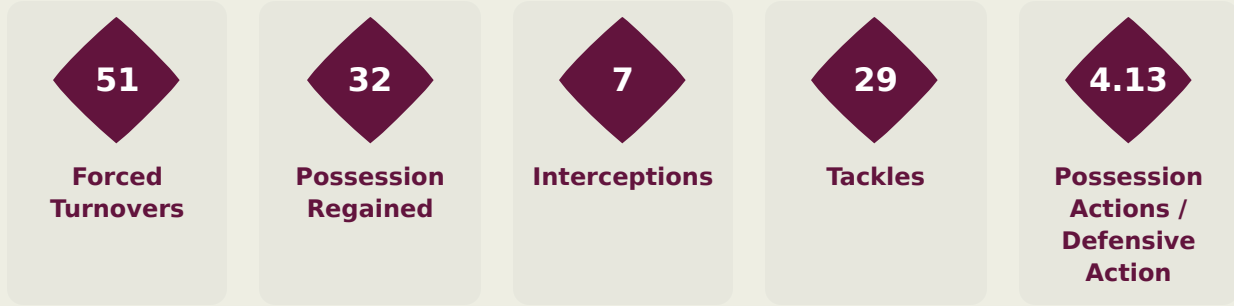


| # | Player | Total Possession Regains |
|----|------------------------|--------------------------|
| 1 | BENRHOZIL Taha | 6 |
| 3 | ZAHOUANI Fouad | 1 |
| 4 | CHAIKHOUN Ayoub | 0 |
| 5 | AIT BOUDLAL Abdelhamid | 7 |
| 6 | AKOUMI Mehdi | 2 |
| 11 | OUAZANE Zakaria | 0 |
| 15 | EL HANNACH Naoufel | 4 |
| 16 | ENNAIR Ayman | 0 |
| 18 | HAMONY Mohamed | 4 |
| 19 | BAKHTY Smail | 2 |
| 20 | KATIBA Mohamed Amine | 7 |
| 7 | ALAOUI Anas | 0 |
| 8 | BOUFANDAR Adam | 1 |
| 10 | NAZIH Imran | 0 |
| 14 | EL AISSATI Yasser | 6 |
| 17 | MAALI Abdelhamid | 0 |

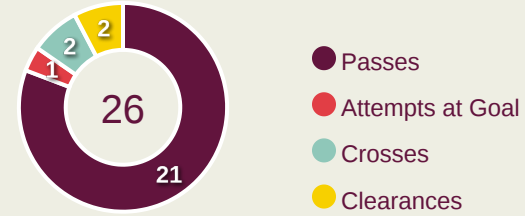
Ecuador



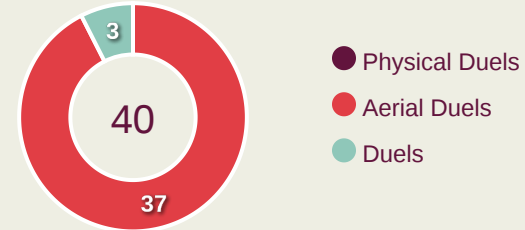
Defensive Actions



Blocks



Possession Contests



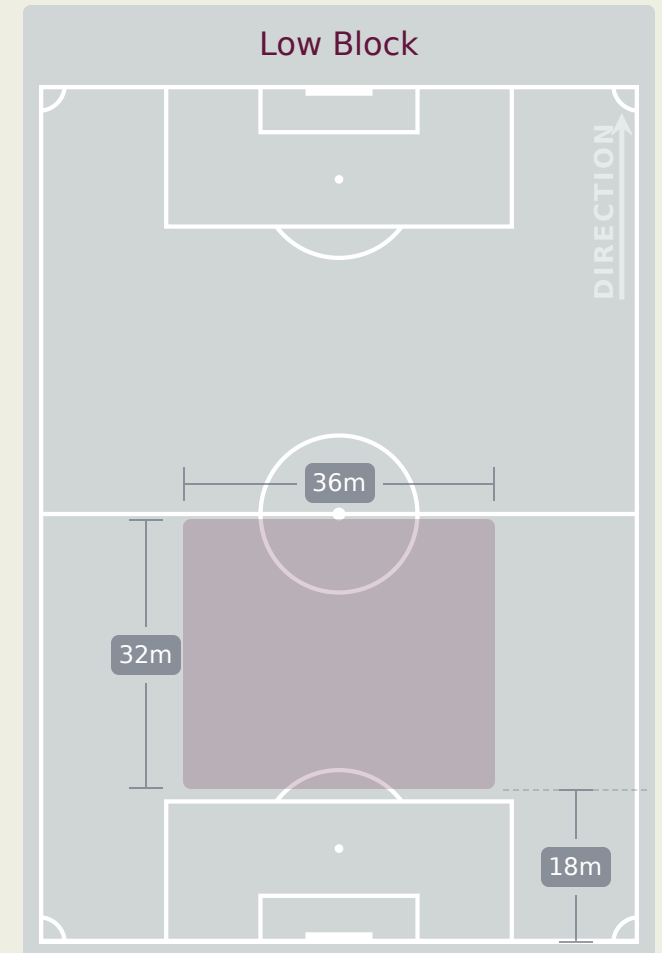
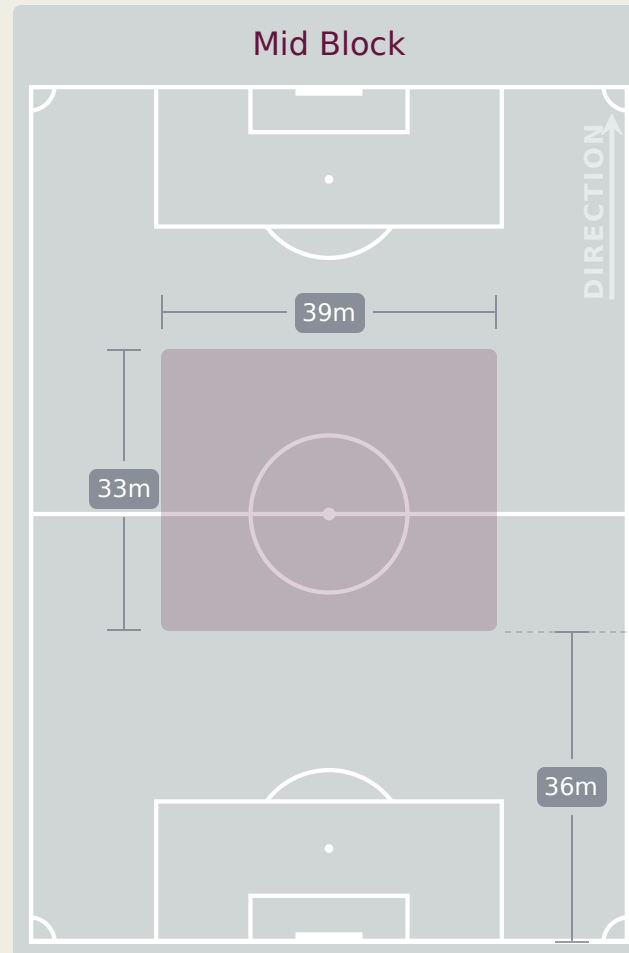
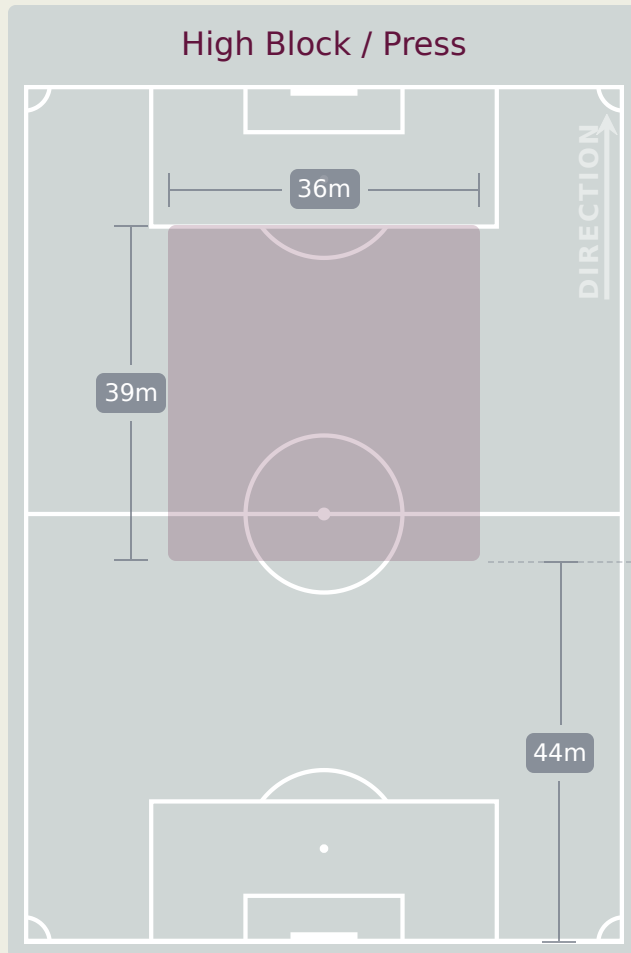
Most Possession Regains



| # | Player | Total Possession Regains |
|----|------------------|--------------------------|
| 1 | LOOR Cristhian | 6 |
| 2 | COLLAHUAZO Jair | 4 |
| 3 | DAVIS Ivis | 4 |
| 4 | POLO Jesus | 2 |
| 5 | REYES Jairo | 2 |
| 6 | RUIZ Elkin | 3 |
| 10 | BERMUDEZ Michael | 3 |
| 11 | OBANDO Allen | 3 |
| 15 | RODRIGUEZ Juan | 0 |
| 16 | VASQUEZ Yandri | 0 |
| 21 | SANCHEZ Santiago | 0 |
| 7 | ARROYO Keny | 0 |
| 8 | DE JESUS Geremy | 1 |
| 13 | TROYA Rooney | 2 |
| 14 | SANCHEZ Isaac | 1 |
| 17 | CAICEDO Yorkaëff | 1 |

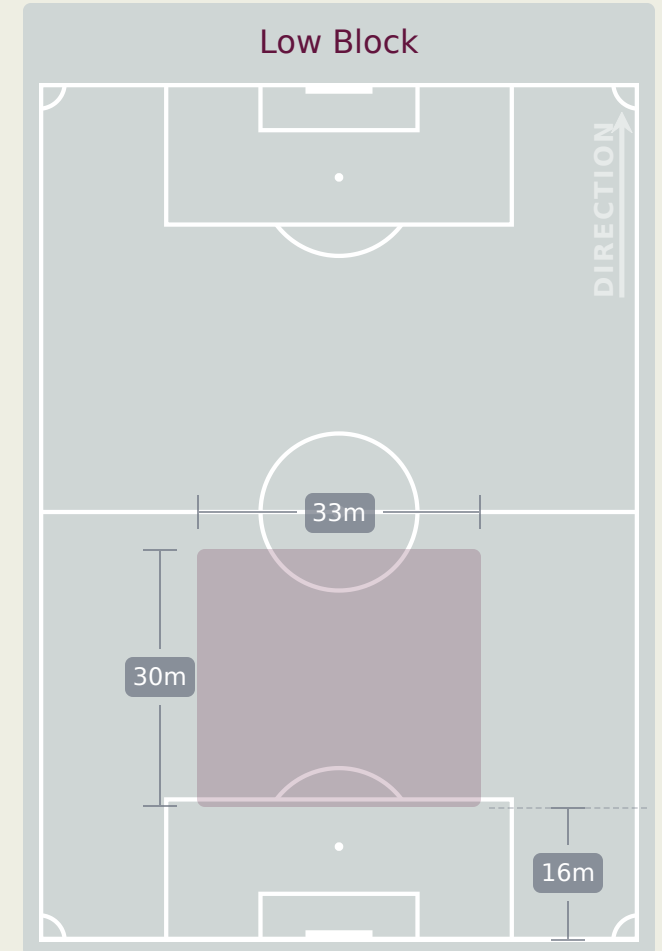
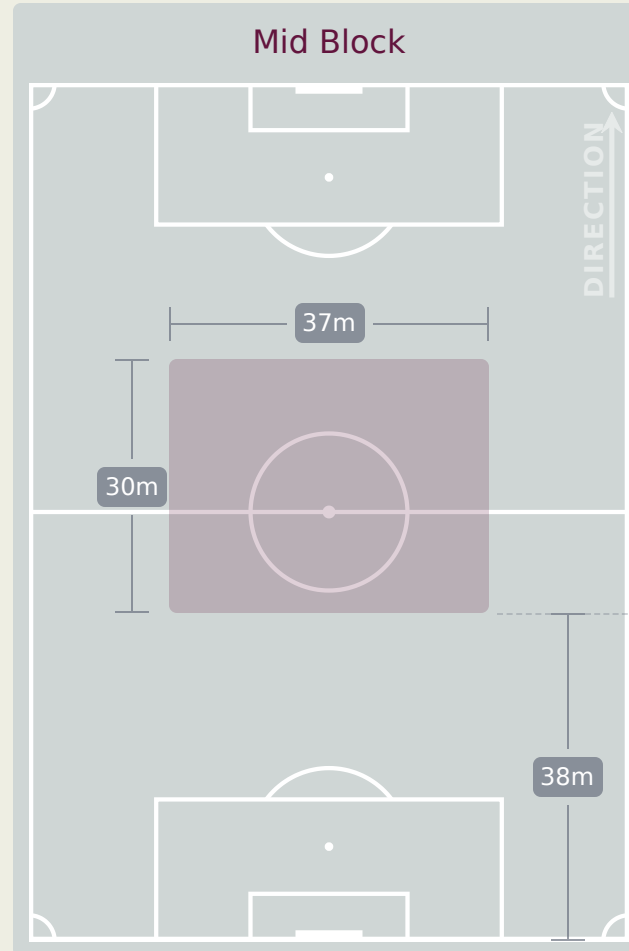
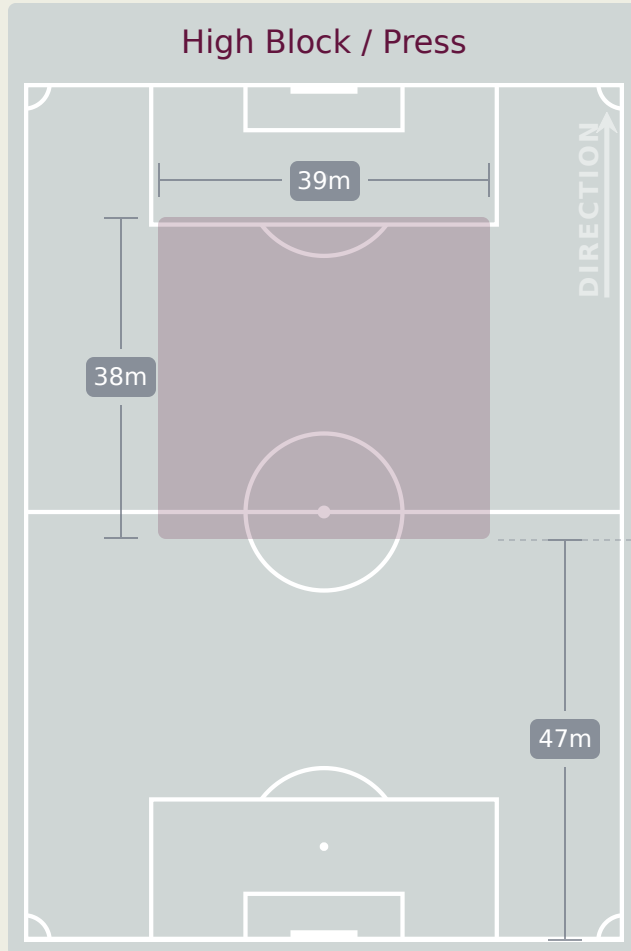
Defensive Line Height & Team Length

Morocco



Defensive Line Height & Team Length

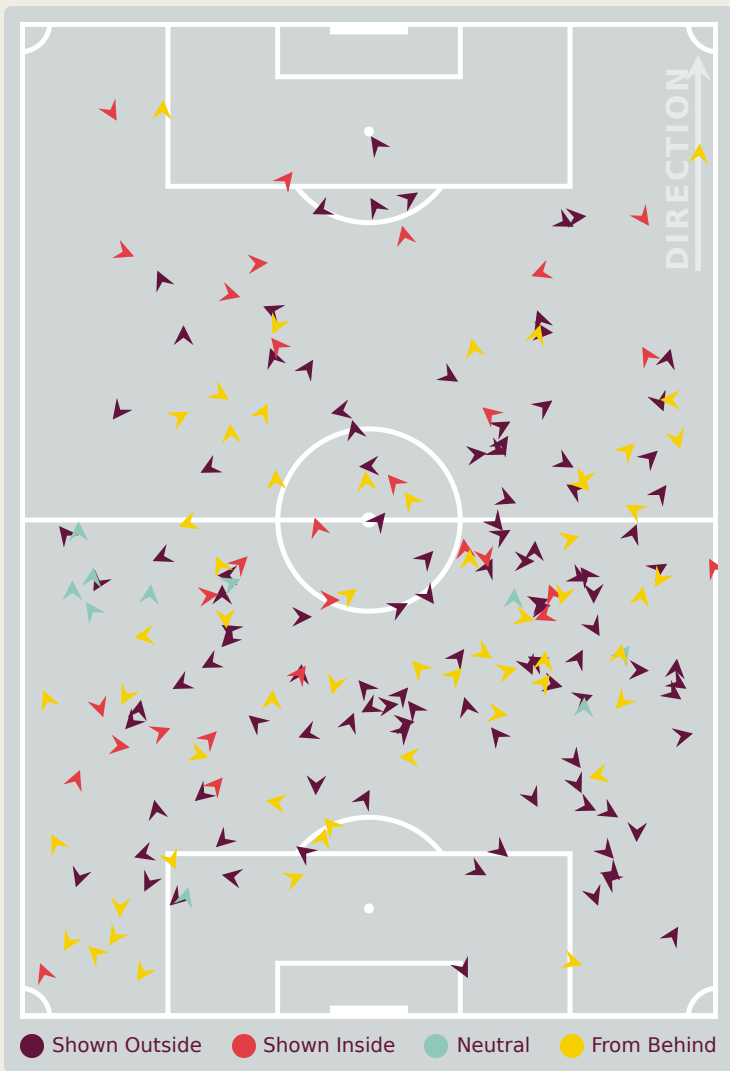
Ecuador



Defensive Pressure



Morocco



| | | |
|--------|----------------------------|-------|
| 205 | Total Pressures | 145 |
| 48 | Direct Pressures | 39 |
| 1.68s | Avg Pressure Duration | 1.47s |
| 49 | Forced Turnovers | 51 |
| 13.23s | Ball Recovery Time | 8.09s |
| 76 | Pushing on into Pressing | 51 |
| 169 | Pushing on | 124 |
| 29 | Pressing Direction Inside | 17 |
| 109 | Pressing Direction Outside | 65 |

Most Direct Pressures

9

AKOUMI Mehdi
RIGHT CENTRE MIDFIELD

Most Direct Pressures

6

POLO Jesus
RIGHT BACK

Ecuador



● Shown Outside ● Shown Inside ● Neutral ● From Behind

GOALKEEPING



Morocco v Ecuador

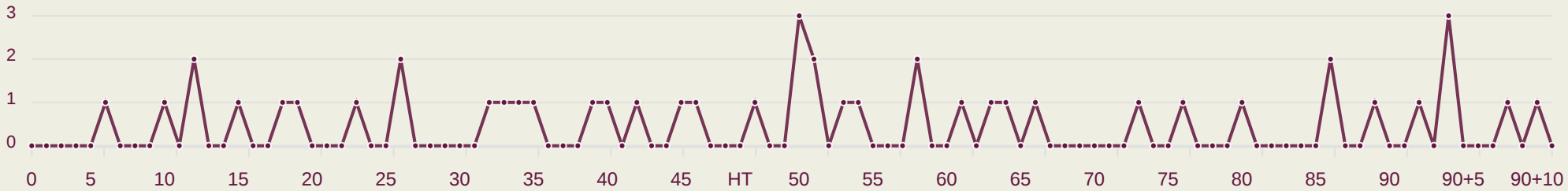


Goalkeeping Involvement



Morocco

Morocco GK Involvement Timeline

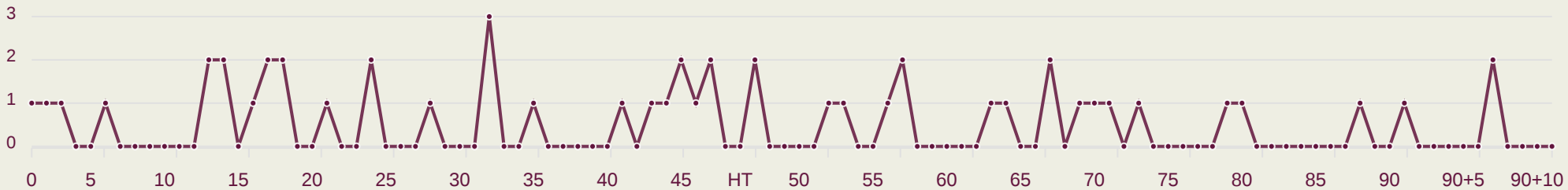


46
Total Involvements



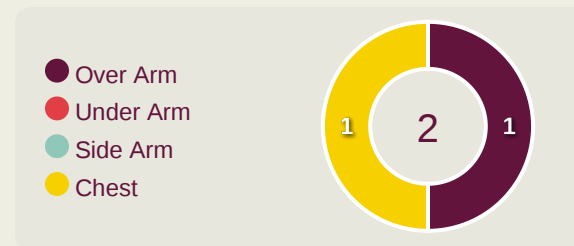
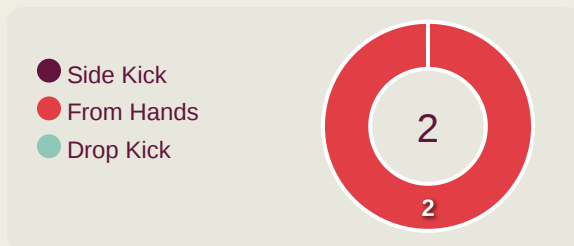
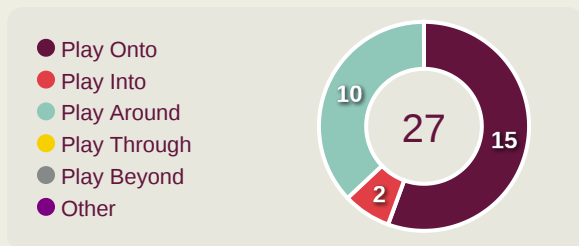
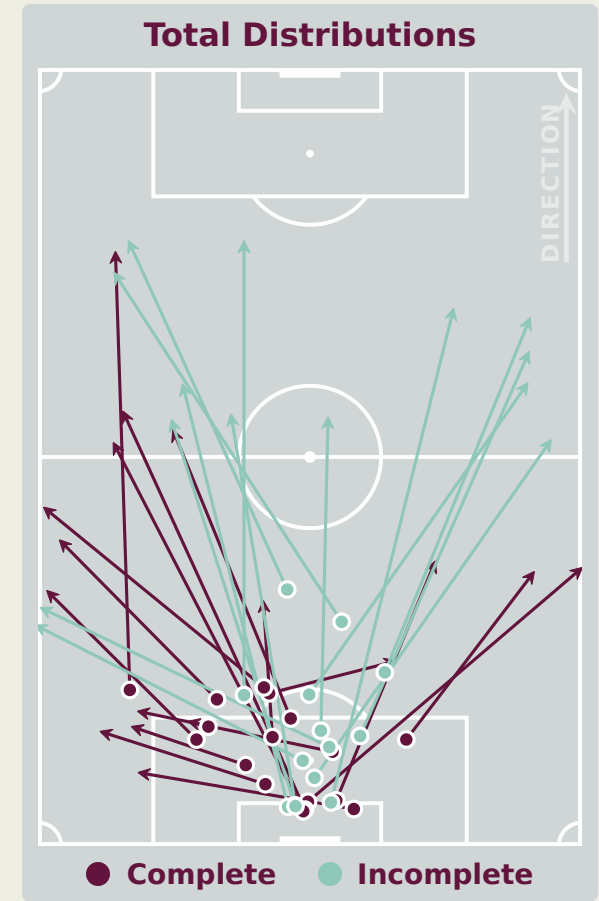
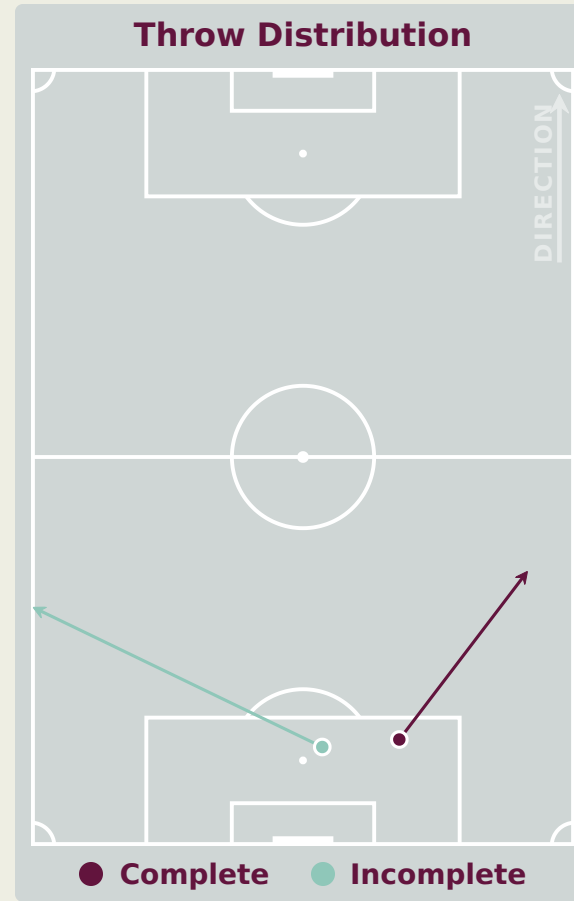
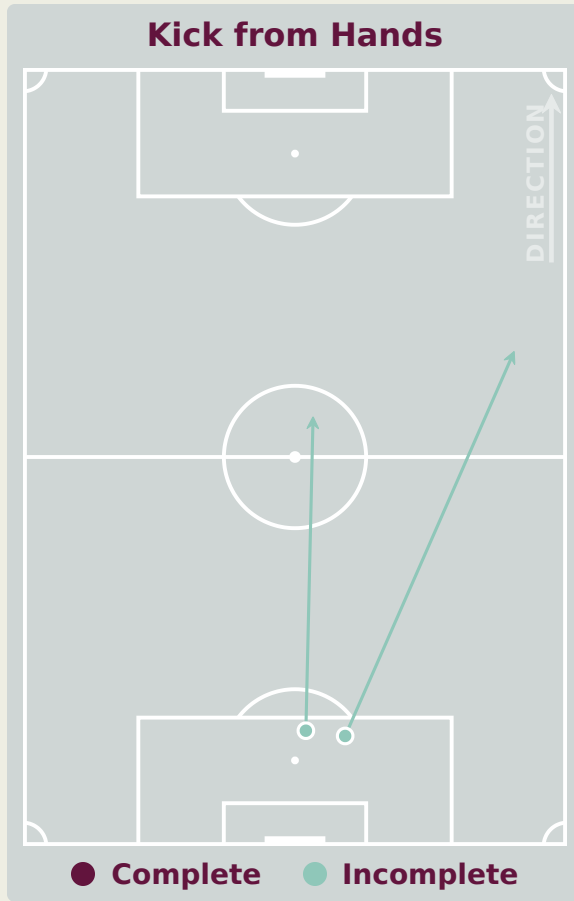
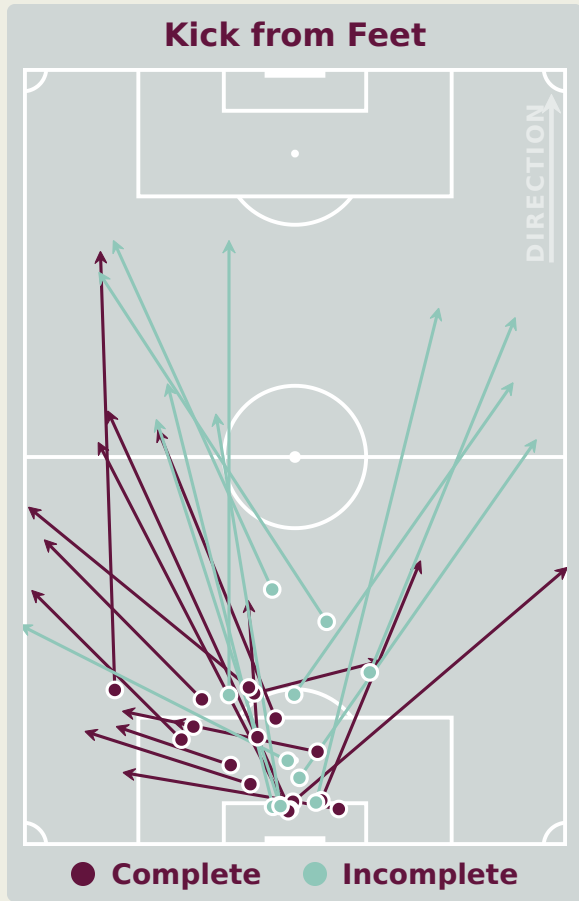
Ecuador

Ecuador GK Involvement Timeline



50
Total Involvements

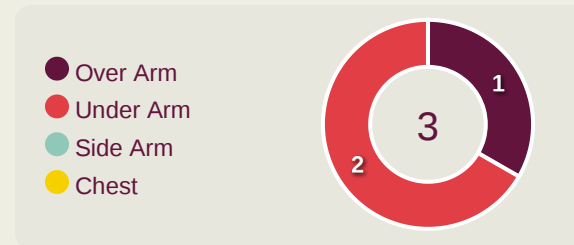
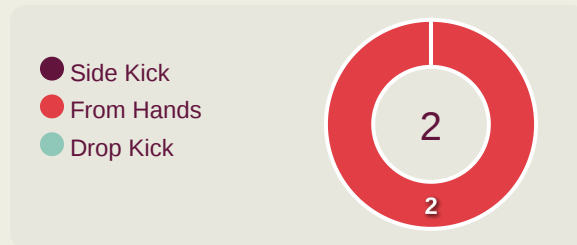
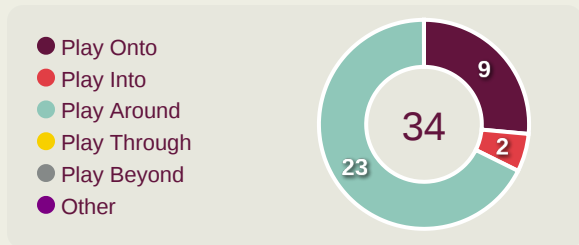
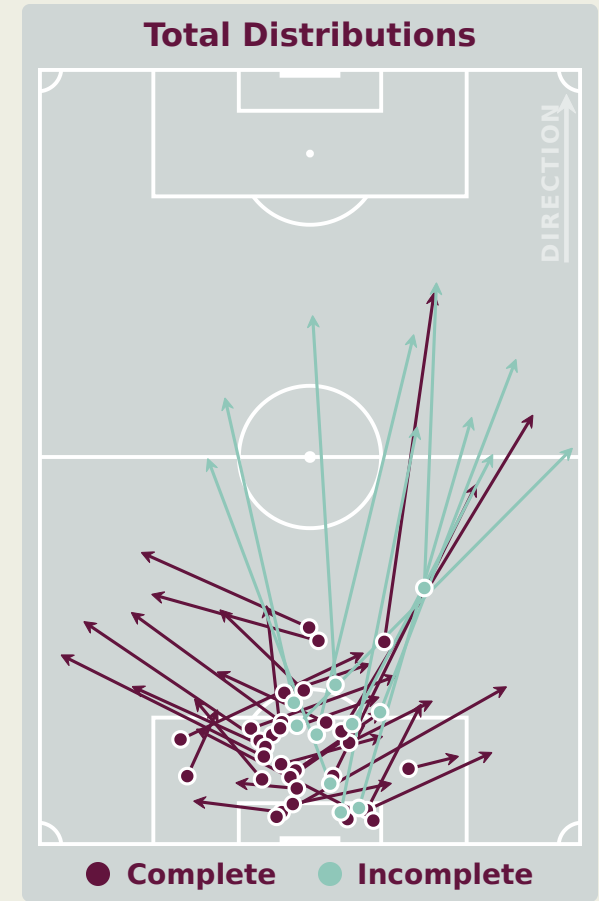
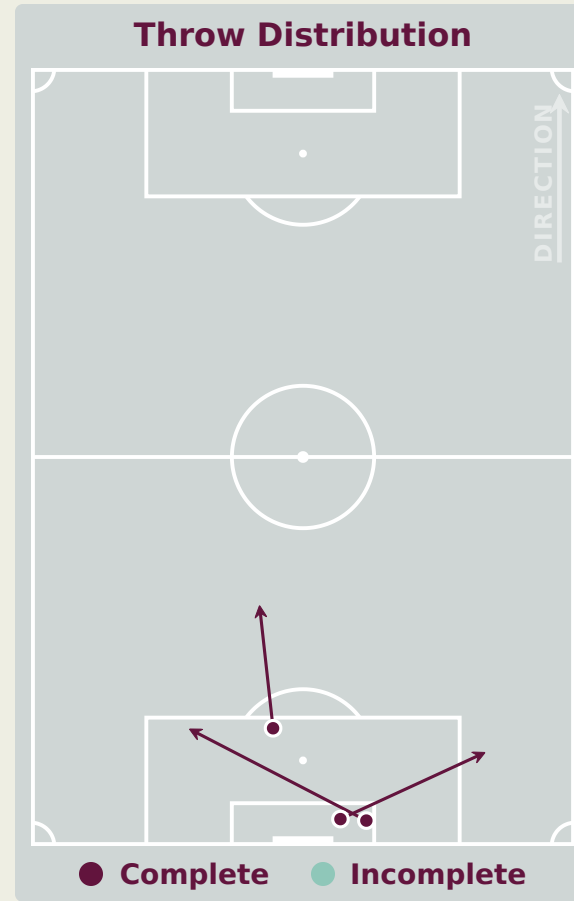
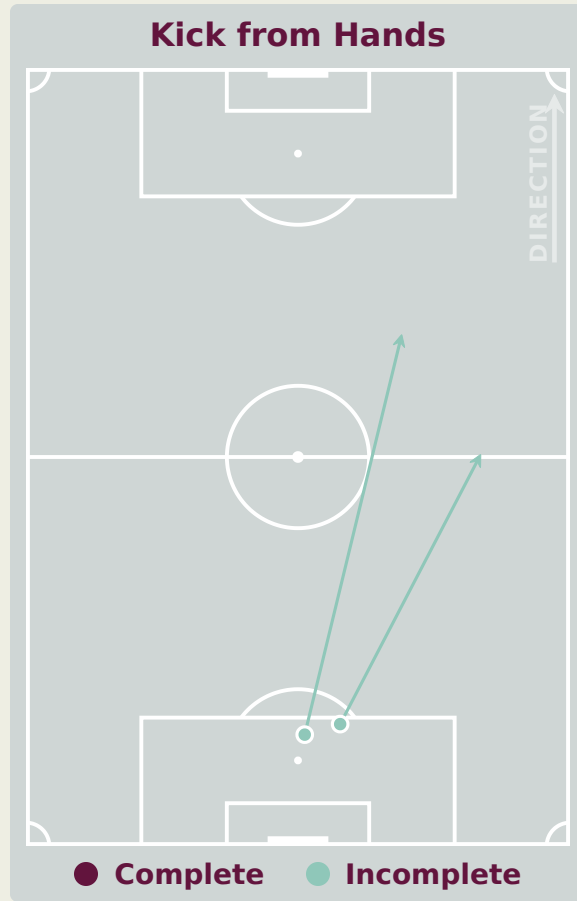
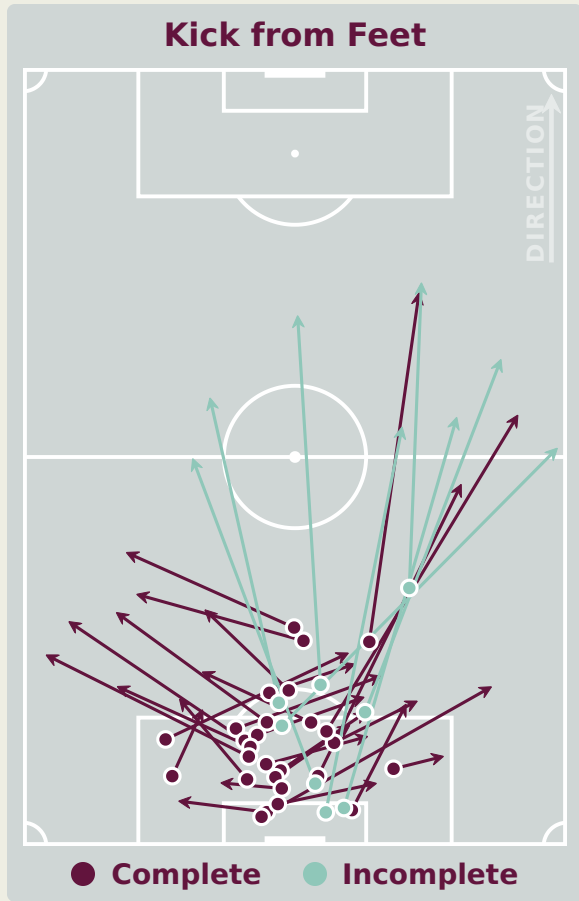
Goalkeeping Distribution



Ecuador



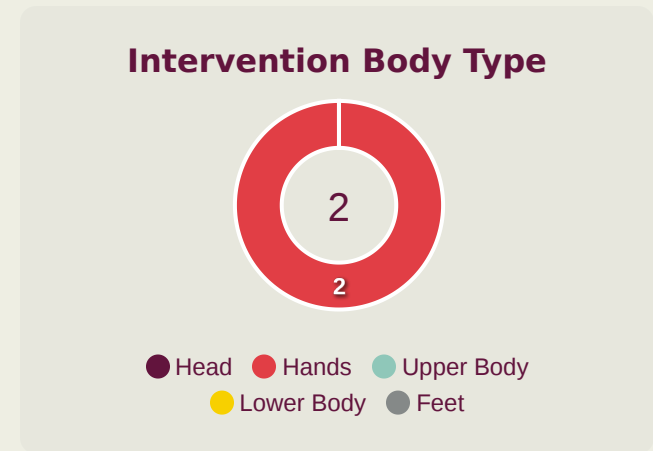
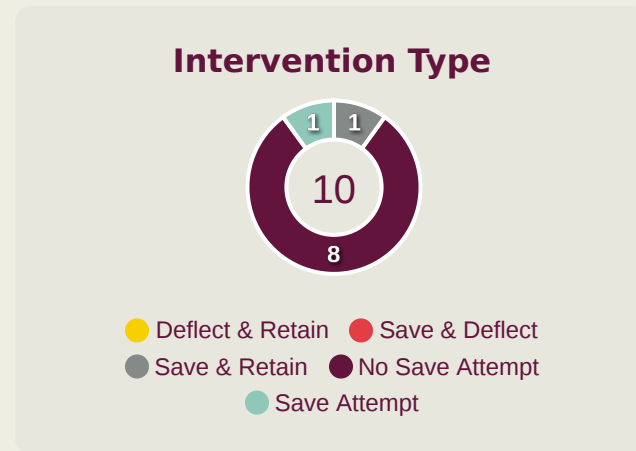
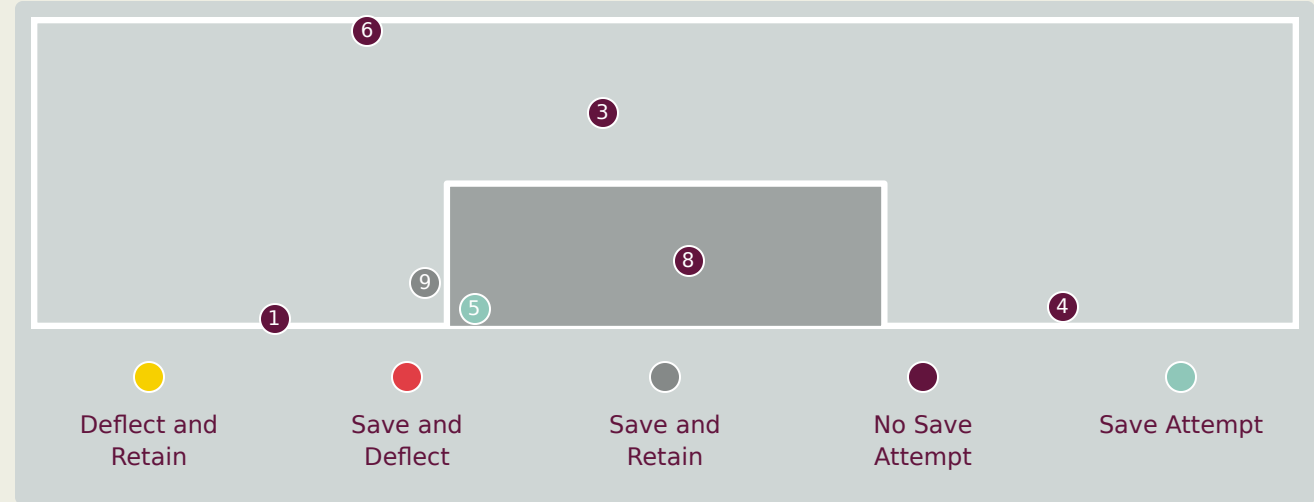
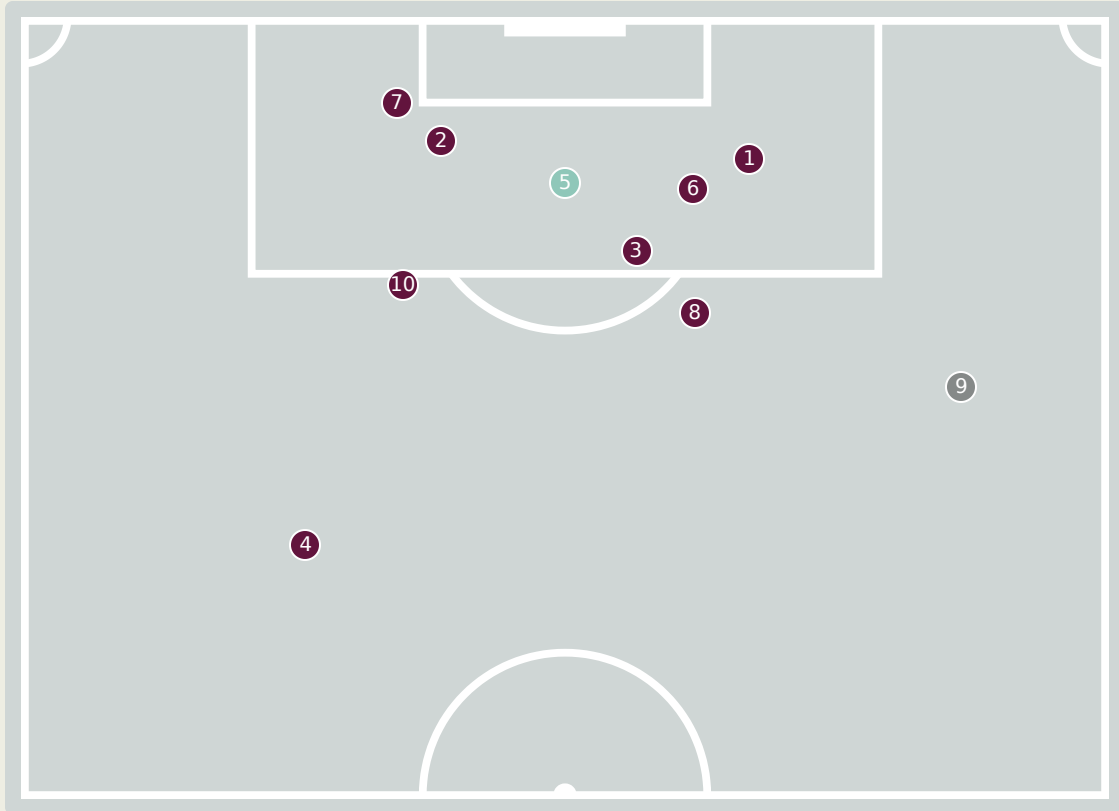
Goalkeeping Distribution



Morocco

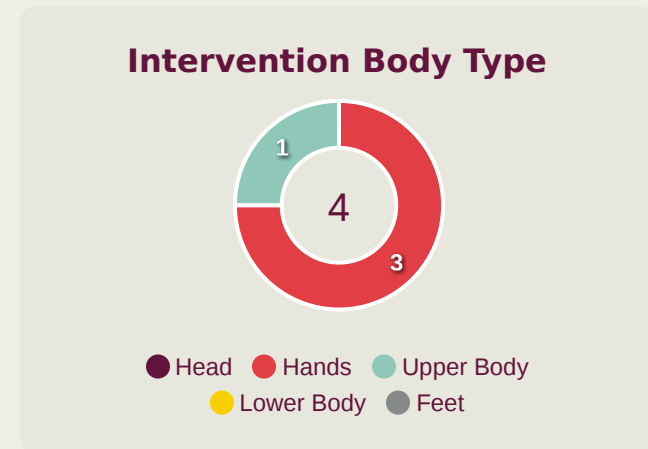
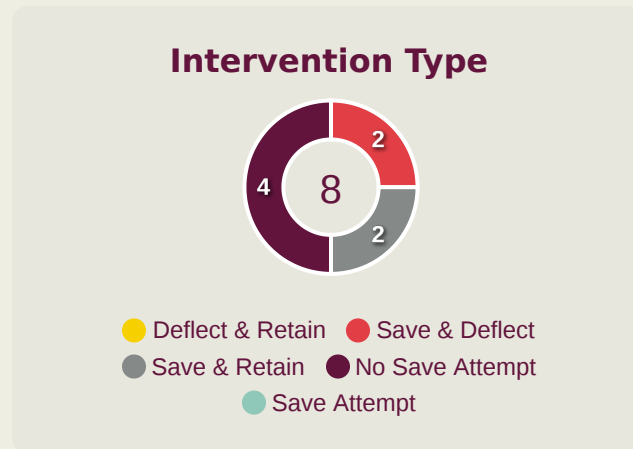
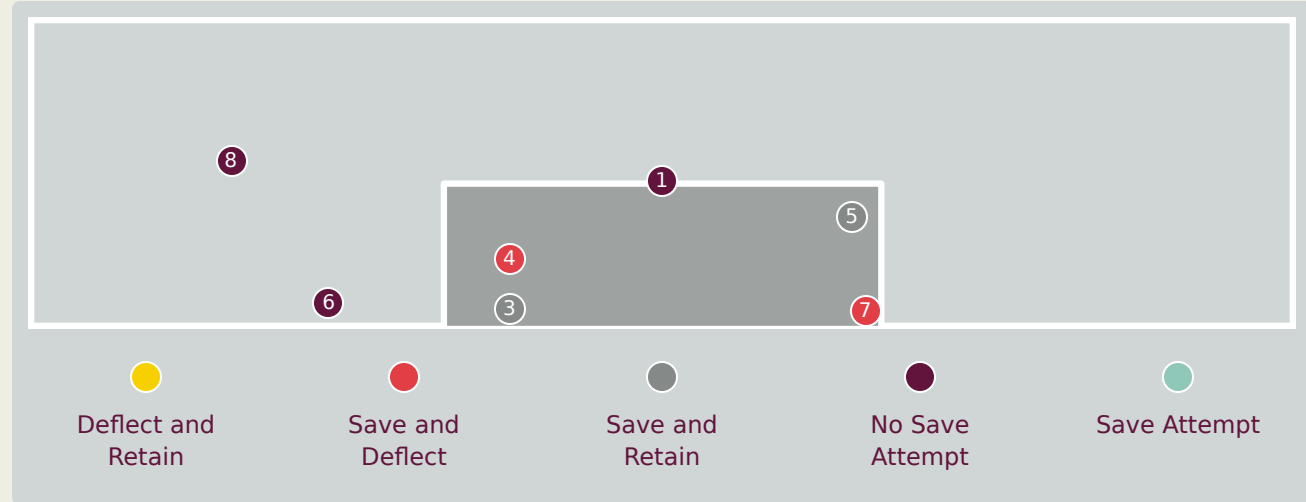
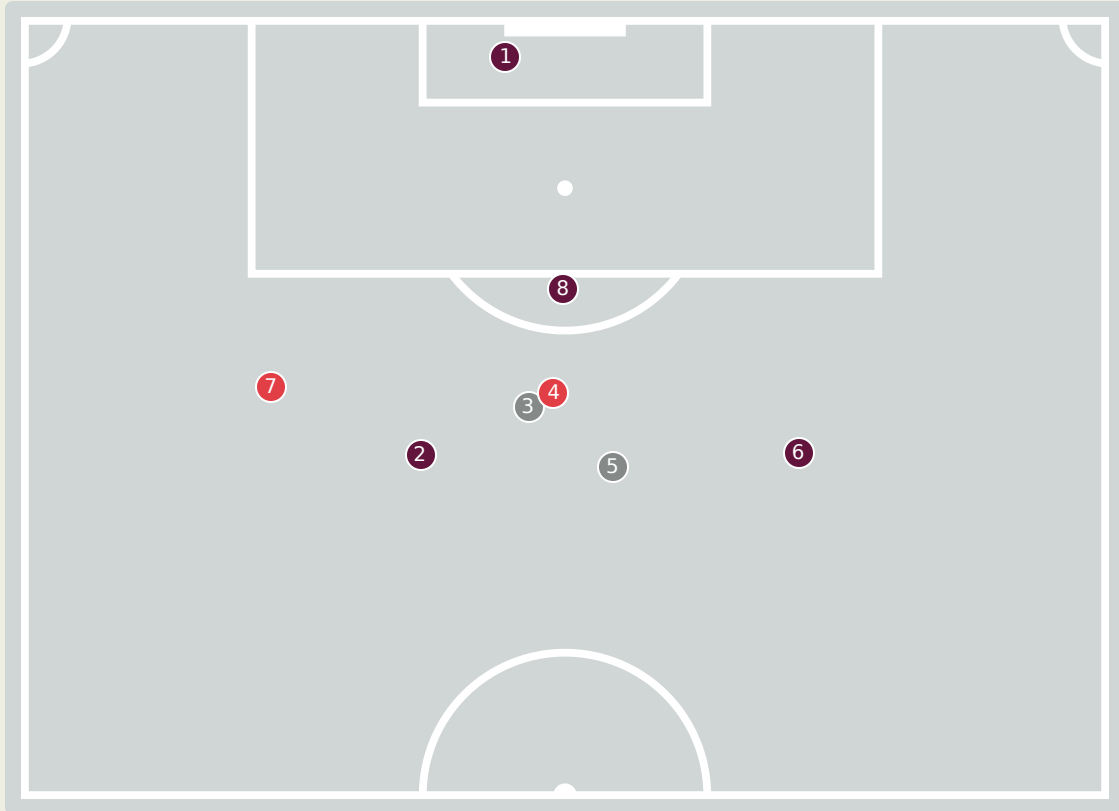


Goal Prevention



| Total Attempts on Goal Faced | Total Goal Interventions | Save & Retain | Deflect & Retain | Save & Deflect | Save Attempt | No Save Attempt |
|------------------------------|--------------------------|---------------|------------------|----------------|--------------|-----------------|
| 10 | 1 | 1 | 0 | 0 | 1 | 8 |

Goal Prevention



8
Total Attempts on Goal Faced

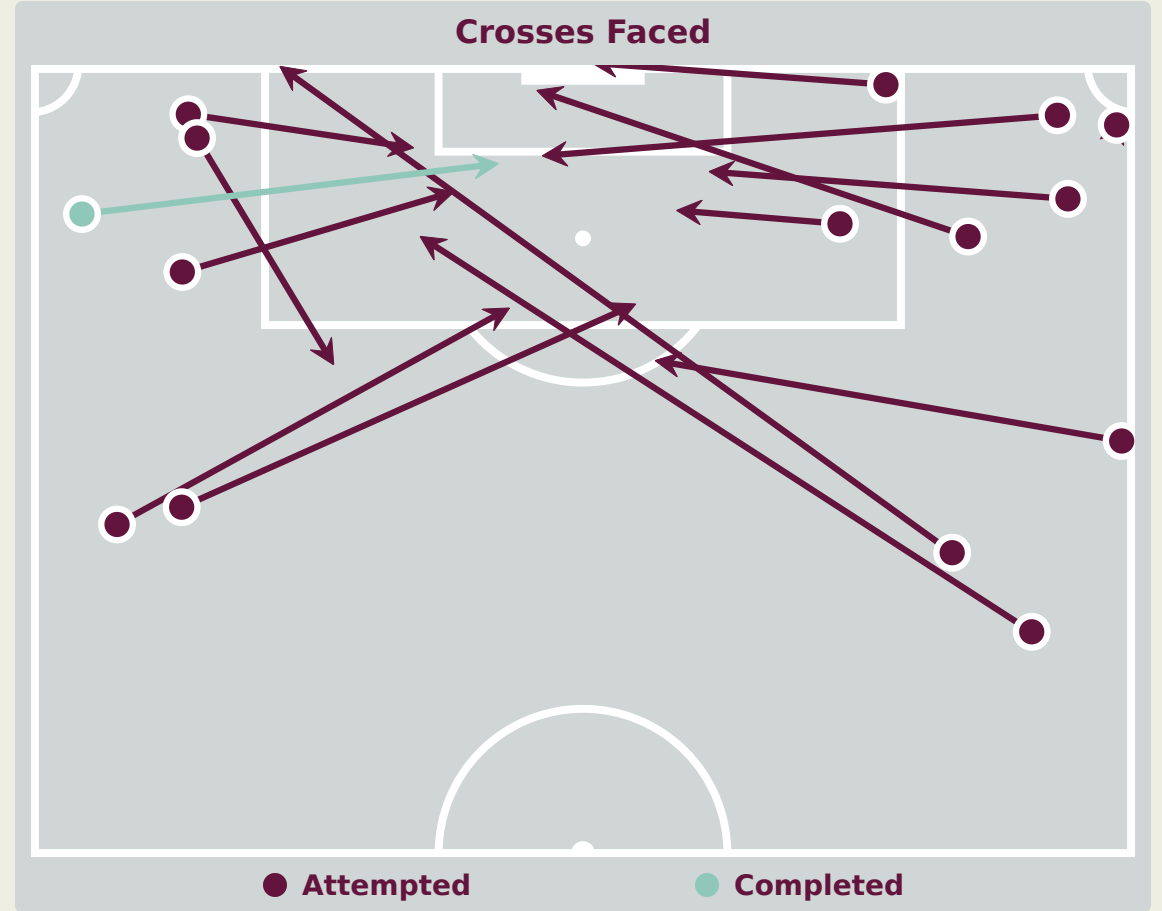
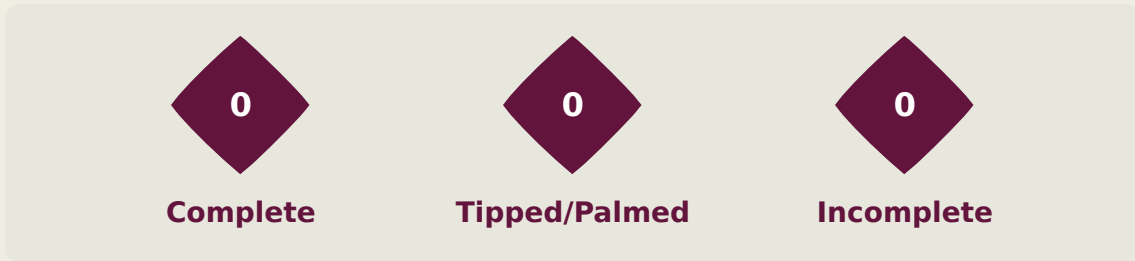
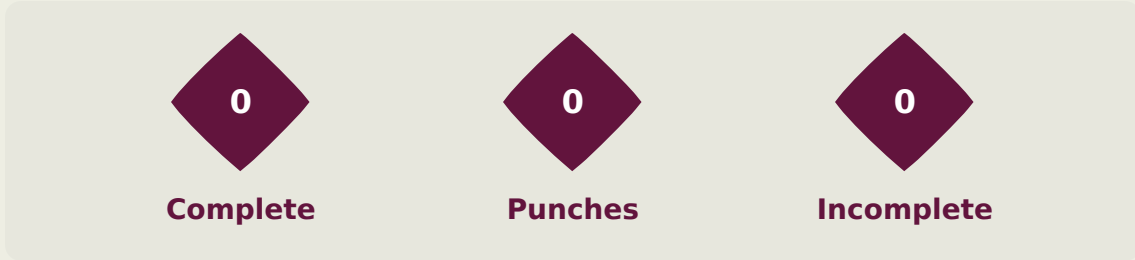
100
Save %

| Total Attempts on Goal Faced | Total Goal Interventions | Save & Retain | Deflect & Retain | Save & Deflect | Save Attempt | No Save Attempt |
|------------------------------|--------------------------|---------------|------------------|----------------|--------------|-----------------|
| 8 | 4 | 2 | 0 | 2 | 0 | 4 |

Morocco



Aerial Control

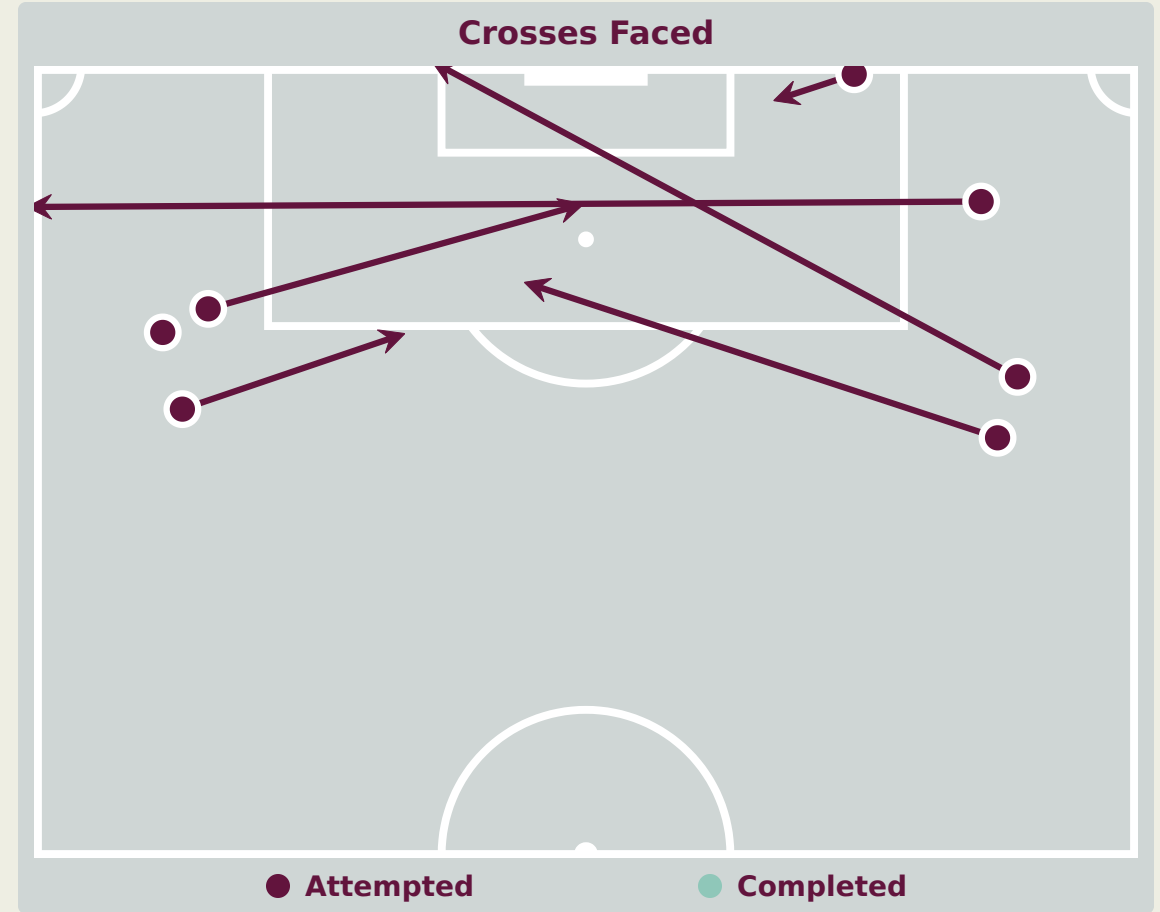
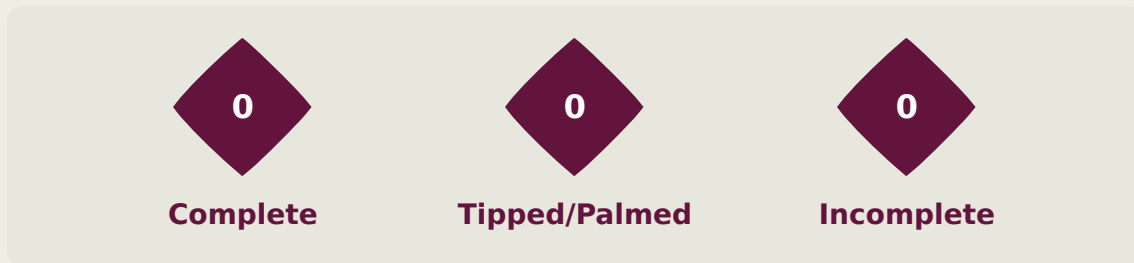


Delivery Types Faced

| Total | In Swing | Out Swing | Driven | Lofted | Cutback | Push |
|-------|----------|-----------|--------|--------|---------|------|
| 16 | 0 | 10 | 1 | 4 | 0 | 1 |



Aerial Control



Delivery Types Faced

| Total | In Swing | Out Swing | Driven | Lofted | Cutback | Push |
|-------|----------|-----------|--------|--------|---------|------|
| 11 | 4 | 3 | 3 | 0 | 0 | 1 |

SET PLAYS



Morocco v Ecuador



Set Plays - Corners



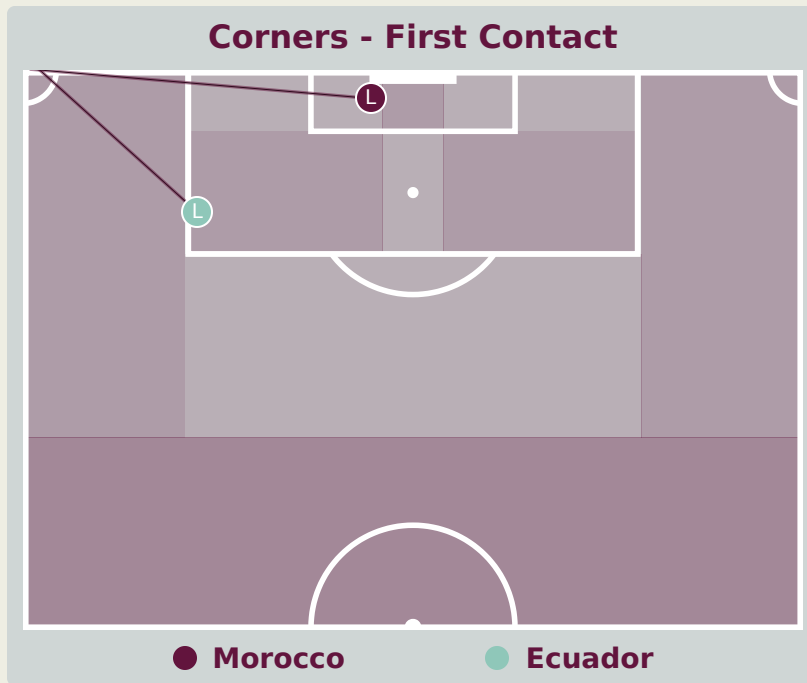
44
Total Set Plays

13
Total Free Kicks

0
Total Penalties

2
Total Corners

29
Total Throw Ins



| Delivery Type | From Left Side | From Right Side | Total |
|----------------------|----------------|-----------------|-------|
| Direct to Area | 2 | 0 | 2 |
| Short | 0 | 0 | 0 |
| Edge of Penalty Area | 0 | 0 | 0 |

| Delivery Style | Total |
|----------------|-------|
| Inswing | 2 |
| Outswing | 0 |
| Driven | 0 |

| Free Kicks | |
|---------------------|-------|
| Type | Total |
| Direct | 12 |
| Direct (on target) | 2 |
| Direct (off target) | 0 |
| Indirect | 1 |

First Contacts on Morocco Crosses

1

By Morocco

1

By Ecuador

| Top 5 Player First Contacts | | |
|-----------------------------|---------|-------|
| Player | Team | Total |
| AIT BOUDLAL Abdelhamid | Morocco | 1 |
| SANCHEZ Santiago | Ecuador | 1 |

Set Plays - Corners

47

Total Set Plays

16

Total Free Kicks

1

Total Penalties

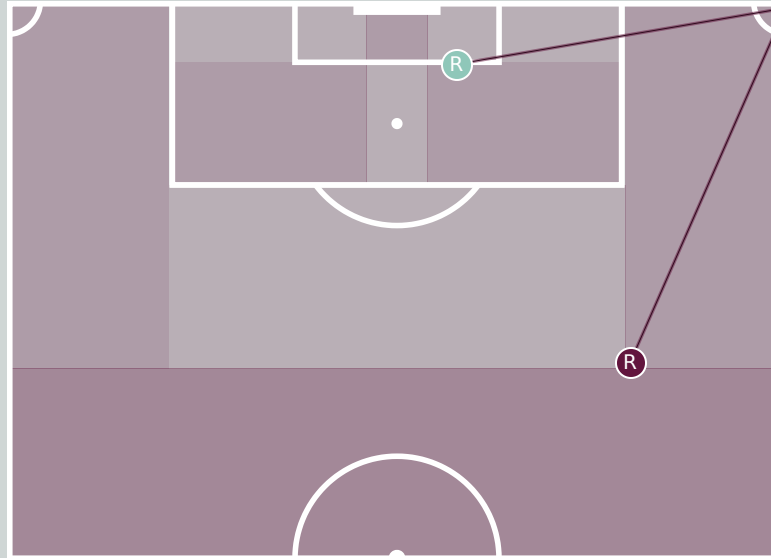
2

Total Corners

28

Total Throw Ins

Corners - First Contact



● Ecuador

● Morocco

| Delivery Type | From Left Side | From Right Side | Total |
|----------------------|----------------|-----------------|-------|
| Direct to Area | 0 | 1 | 1 |
| Short | 0 | 1 | 1 |
| Edge of Penalty Area | 0 | 0 | 0 |

| Delivery Style | Total |
|----------------|-------|
| Inswing | 0 |
| Outswing | 1 |
| Driven | 0 |

Free Kicks

| Type | Total |
|---------------------|-------|
| Direct | 11 |
| Direct (on target) | 0 |
| Direct (off target) | 1 |
| Indirect | 5 |

First Contacts on Ecuador Crosses

1

By Ecuador

1

By Morocco

Top 5 Player First Contacts

| Player | Team | Total |
|----------------------|---------|-------|
| POLO Jesus | Ecuador | 1 |
| KATIBA Mohamed Amine | Morocco | 1 |

INDIVIDUAL DATA IN POSSESSION



Morocco v Ecuador



In Possession - Distributions

Morocco



| # | Player | Passes Attempted | Passes Completed | Pass Completion % | Switches of Play | Crosses Attempted | Crosses Completed | Line Breaks Attempted | Line Breaks Completed | Line Break Completion % | Ball Progressions | Take Ons | Step Ins | Attempts at Goal | Goals |
|----|-------------------------|------------------|------------------|-------------------|------------------|-------------------|-------------------|-----------------------|-----------------------|-------------------------|-------------------|----------|----------|------------------|-------|
| 1 | BENRHOZIL Taha | 31 | 17 | 55% | 0 | 0 | 0 | 22 | 10 | 45% | 0 | 0 | 0 | 0 | 0 |
| 3 | ZAHOUANI Fouad | 18 | 15 | 83% | 0 | 2 | 0 | 6 | 3 | 50% | 0 | 0 | 0 | 0 | 0 |
| 4 | CHAIKHOUN Ayoub | 27 | 18 | 67% | 0 | 0 | 0 | 12 | 7 | 58% | 0 | 0 | 0 | 1 | 0 |
| 5 | AIT BOUDDLAL Abdelhamid | 10 | 8 | 80% | 0 | 0 | 0 | 3 | 2 | 66% | 0 | 0 | 0 | 1 | 0 |
| 6 | AKOUMI Mehdi | 20 | 17 | 85% | 0 | 0 | 0 | 3 | 3 | 100% | 0 | 0 | 0 | 0 | 0 |
| 11 | OUAZANE Zakaria | 8 | 6 | 75% | 0 | 2 | 1 | 2 | 1 | 50% | 2 | 0 | 2 | 2 | 0 |
| 15 | EL HANNACH Naoufel | 56 | 42 | 75% | 0 | 1 | 0 | 26 | 18 | 69% | 0 | 0 | 0 | 1 | 0 |
| 16 | ENNAIR Ayman | 17 | 15 | 88% | 0 | 2 | 0 | 2 | 2 | 100% | 3 | 1 | 2 | 0 | 0 |
| 18 | HAMONY Mohamed | 24 | 20 | 83% | 0 | 1 | 0 | 7 | 4 | 57% | 5 | 0 | 5 | 0 | 0 |
| 19 | BAKHTY Smail | 32 | 25 | 78% | 0 | 0 | 0 | 11 | 8 | 72% | 0 | 0 | 0 | 0 | 0 |
| 20 | KATIBA Mohamed Amine | 37 | 22 | 59% | 0 | 0 | 0 | 20 | 12 | 60% | 2 | 0 | 2 | 1 | 0 |
| 7 | ALAOUI Anas | 5 | 4 | 80% | 0 | 0 | 0 | 0 | 0 | 0% | 1 | 0 | 1 | 0 | 0 |
| 8 | BOUFANDAR Adam | 7 | 5 | 71% | 0 | 0 | 0 | 1 | 0 | 0% | 1 | 1 | 0 | 0 | 0 |
| 10 | NAZIH Imran | 9 | 7 | 78% | 0 | 0 | 0 | 2 | 1 | 50% | 1 | 1 | 0 | 0 | 0 |
| 14 | EL AISSATI Yasser | 14 | 9 | 64% | 0 | 1 | 0 | 8 | 3 | 37% | 1 | 1 | 0 | 1 | 0 |
| 17 | MAALI Abdelhamid | 10 | 7 | 70% | 0 | 2 | 0 | 4 | 3 | 75% | 1 | 0 | 1 | 1 | 0 |

In Possession - Offers & Receptions

Morocco



| | | | Offer movement types | | | | | | |
|----|------------------------|--------------|----------------------|------------|-----------|-----------|-----------|-------------|-----------------|
| # | Player | Total Offers | In Front | In Between | Out to In | In to Out | In Behind | No Movement | Offers Received |
| 1 | BENRHOZIL Taha | 9 | 0 | 0 | 0 | 0 | 0 | 9 | 7 |
| 3 | ZAHOUANI Fouad | 9 | 2 | 0 | 0 | 0 | 4 | 3 | 1 |
| 4 | CHAIKHOUN Ayoub | 31 | 5 | 17 | 0 | 1 | 5 | 3 | 10 |
| 5 | AIT BOUDLAL Abdelhamid | 10 | 0 | 0 | 0 | 0 | 1 | 9 | 2 |
| 6 | AKOUMI Mehdi | 20 | 3 | 3 | 1 | 2 | 7 | 4 | 9 |
| 11 | OUAZANE Zakaria | 30 | 0 | 9 | 1 | 1 | 19 | 0 | 5 |
| 15 | EL HANNACH Naoufel | 10 | 3 | 0 | 1 | 0 | 2 | 4 | 4 |
| 16 | ENNAIR Ayman | 20 | 0 | 2 | 0 | 0 | 11 | 7 | 7 |
| 18 | HAMONY Mohamed | 18 | 0 | 2 | 0 | 0 | 9 | 7 | 7 |
| 19 | BAKHTY Smail | 13 | 0 | 0 | 1 | 0 | 0 | 12 | 4 |
| 20 | KATIBA Mohamed Amine | 6 | 3 | 3 | 0 | 0 | 0 | 0 | 4 |
| 7 | ALAOUI Anas | 9 | 2 | 1 | 0 | 2 | 4 | 0 | 4 |
| 8 | BOUFANDAR Adam | 10 | 3 | 4 | 0 | 0 | 2 | 1 | 4 |
| 10 | NAZIH Imran | 11 | 1 | 6 | 0 | 0 | 4 | 0 | 3 |
| 14 | EL AISSATI Yasser | 14 | 3 | 3 | 0 | 0 | 1 | 7 | 4 |
| 17 | MAALI Abdelhamid | 7 | 1 | 1 | 0 | 0 | 3 | 2 | 3 |

In Possession - Distributions



| # | Player | Passes Attempted | Passes Completed | Pass Completion % | Switches of Play | Crosses Attempted | Crosses Completed | Line Breaks Attempted | Line Breaks Completed | Line Break Completion % | Ball Progressions | Take Ons | Step Ins | Attempts at Goal | Goals |
|----|------------------|------------------|------------------|-------------------|------------------|-------------------|-------------------|-----------------------|-----------------------|-------------------------|-------------------|----------|----------|------------------|-------|
| 1 | LOOR Cristhian | 40 | 30 | 75% | 0 | 0 | 0 | 12 | 4 | 33% | 0 | 0 | 0 | 0 | 0 |
| 2 | COLLAHUAZO Jair | 53 | 45 | 85% | 0 | 0 | 0 | 19 | 12 | 63% | 1 | 0 | 1 | 0 | 0 |
| 3 | DAVIS Ivis | 46 | 41 | 89% | 0 | 0 | 0 | 14 | 10 | 71% | 0 | 0 | 0 | 0 | 0 |
| 4 | POLO Jesus | 48 | 42 | 88% | 0 | 1 | 0 | 14 | 11 | 78% | 1 | 0 | 1 | 0 | 0 |
| 5 | REYES Jairo | 60 | 55 | 92% | 0 | 1 | 0 | 20 | 18 | 90% | 1 | 0 | 1 | 0 | 0 |
| 6 | RUIZ Elkin | 44 | 35 | 80% | 0 | 4 | 0 | 10 | 5 | 50% | 3 | 2 | 1 | 0 | 0 |
| 10 | BERMUDEZ Michael | 28 | 25 | 89% | 0 | 2 | 1 | 7 | 5 | 71% | 8 | 5 | 3 | 5 | 2 |
| 11 | OBANDO Allen | 19 | 14 | 74% | 0 | 0 | 0 | 6 | 4 | 66% | 1 | 1 | 0 | 1 | 0 |
| 15 | RODRIGUEZ Juan | 56 | 52 | 93% | 0 | 1 | 0 | 9 | 7 | 77% | 1 | 1 | 0 | 0 | 0 |
| 16 | VASQUEZ Yandri | 8 | 4 | 50% | 0 | 1 | 0 | 2 | 1 | 50% | 1 | 0 | 1 | 2 | 0 |
| 21 | SANCHEZ Santiago | 21 | 18 | 86% | 0 | 5 | 0 | 6 | 5 | 83% | 2 | 2 | 0 | 1 | 0 |
| 7 | ARROYO Keny | 1 | 0 | 0% | 0 | 0 | 0 | 0 | 0 | 0% | 0 | 0 | 0 | 1 | 0 |
| 8 | DE JESUS Geremy | 2 | 2 | 100% | 0 | 0 | 0 | 1 | 1 | 100% | 0 | 0 | 0 | 0 | 0 |
| 13 | TROYA Rooney | 5 | 5 | 100% | 0 | 1 | 0 | 1 | 1 | 100% | 0 | 0 | 0 | 0 | 0 |
| 14 | SANCHEZ Isaac | 2 | 1 | 50% | 0 | 0 | 0 | 2 | 0 | 0% | 1 | 1 | 0 | 0 | 0 |
| 17 | CAICEDO Yorkaeff | 0 | 0 | 0% | 0 | 0 | 0 | 0 | 0 | 0% | 0 | 0 | 0 | 0 | 0 |

INDIVIDUAL DATA OUT OF POSSESSION



Morocco v Ecuador



Out of Possession

Morocco



| # | Player | Tackles Made / Won | Blocks | Interceptions | Pressing Direct | Pressing Indirect | Duels Won - Aerial | Duels Won - Physical | Possession Contests won | Clearances | Loose Ball Receptions | Pushing On | Pushing On into Pressing | Possession Regains | Possession Interrupted |
|----|-------------------------|--------------------|--------|---------------|-----------------|-------------------|--------------------|----------------------|-------------------------|------------|-----------------------|------------|--------------------------|--------------------|------------------------|
| 1 | BENRHOZIL Taha | 1 / 0 | 0 | 0 | 0 | 0 | 0 | 0 | 0 | 0 | 1 | 0 | 0 | 6 | 0 |
| 3 | ZAHOUANI Fouad | 6 / 0 | 1 | 0 | 4 | 9 | 0 | 0 | 0 | 4 | 6 | 9 | 4 | 1 | 4 |
| 4 | CHAIKHOUN Ayoub | 3 / 0 | 1 | 0 | 4 | 32 | 0 | 0 | 0 | 1 | 7 | 32 | 16 | 0 | 2 |
| 5 | AIT BOU DLAL Abdelhamid | 0 / 0 | 0 | 2 | 0 | 1 | 4 | 0 | 4 | 10 | 4 | 2 | 0 | 7 | 5 |
| 6 | AKOUMI Mehdi | 7 / 0 | 5 | 1 | 9 | 46 | 0 | 0 | 0 | 2 | 6 | 44 | 23 | 2 | 5 |
| 11 | OUAZANE Zakaria | 0 / 0 | 0 | 0 | 2 | 7 | 3 | 0 | 3 | 0 | 1 | 4 | 2 | 0 | 0 |
| 15 | EL HANNACH Naoufel | 10 / 0 | 3 | 3 | 3 | 4 | 0 | 0 | 0 | 6 | 4 | 3 | 0 | 4 | 5 |
| 16 | ENNAIR Ayman | 0 / 0 | 2 | 0 | 2 | 19 | 1 | 0 | 1 | 0 | 6 | 17 | 11 | 0 | 0 |
| 18 | HAMONY Mohamed | 4 / 0 | 1 | 0 | 3 | 1 | 0 | 0 | 0 | 0 | 3 | 4 | 1 | 4 | 0 |
| 19 | BAKHTY Smail | 0 / 0 | 2 | 0 | 2 | 3 | 0 | 0 | 0 | 7 | 5 | 19 | 3 | 2 | 6 |
| 20 | KATIBA Mohamed Amine | 6 / 0 | 1 | 0 | 8 | 16 | 7 | 0 | 7 | 5 | 9 | 15 | 5 | 7 | 3 |
| 7 | ALAOUI Anas | 0 / 0 | 0 | 0 | 2 | 6 | 0 | 0 | 0 | 0 | 0 | 3 | 3 | 0 | 0 |
| 8 | BOUFANDAR Adam | 0 / 0 | 0 | 0 | 2 | 4 | 1 | 0 | 1 | 1 | 1 | 5 | 2 | 1 | 0 |
| 10 | NAZIH Imran | 0 / 0 | 0 | 0 | 1 | 3 | 1 | 0 | 1 | 0 | 2 | 3 | 3 | 0 | 0 |
| 14 | EL AISSATI Yasser | 5 / 0 | 1 | 0 | 4 | 4 | 3 | 0 | 3 | 5 | 0 | 4 | 2 | 6 | 4 |
| 17 | MAALI Abdelhamid | 2 / 0 | 0 | 1 | 2 | 2 | 0 | 0 | 0 | 0 | 0 | 5 | 1 | 0 | 0 |

Out of Possession



| # | Player | Tackles Made / Won | Blocks | Interceptions | Pressing Direct | Pressing Indirect | Duels Won - Aerial | Duels Won - Physical | Possession Contests won | Clearances | Loose Ball Receptions | Pushing On | Pushing On into Pressing | Possession Regains | Possession Interrupted |
|----|------------------|--------------------|--------|---------------|-----------------|-------------------|--------------------|----------------------|-------------------------|------------|-----------------------|------------|--------------------------|--------------------|------------------------|
| 1 | LOOR Cristhian | 0 / 0 | 0 | 0 | 0 | 0 | 0 | 0 | 0 | 0 | 4 | 0 | 0 | 6 | 0 |
| 2 | COLLAHUAZO Jair | 3 / 0 | 1 | 2 | 2 | 0 | 1 | 0 | 2 | 8 | 4 | 1 | 1 | 4 | 7 |
| 3 | DAVIS Ivis | 4 / 0 | 3 | 1 | 5 | 4 | 1 | 0 | 2 | 4 | 2 | 5 | 3 | 4 | 4 |
| 4 | POLO Jesus | 4 / 0 | 4 | 2 | 6 | 6 | 1 | 0 | 2 | 11 | 5 | 28 | 7 | 2 | 8 |
| 5 | REYES Jairo | 2 / 0 | 3 | 0 | 4 | 17 | 2 | 0 | 2 | 0 | 5 | 18 | 7 | 2 | 2 |
| 6 | RUIZ Elkin | 3 / 0 | 3 | 1 | 6 | 11 | 3 | 0 | 3 | 7 | 6 | 12 | 8 | 3 | 5 |
| 10 | BERMUDEZ Michael | 1 / 0 | 2 | 1 | 4 | 11 | 1 | 0 | 1 | 1 | 6 | 14 | 8 | 3 | 0 |
| 11 | OBANDO Allen | 2 / 0 | 1 | 0 | 2 | 15 | 4 | 0 | 4 | 2 | 3 | 12 | 5 | 3 | 1 |
| 15 | RODRIGUEZ Juan | 4 / 0 | 1 | 0 | 3 | 14 | 1 | 0 | 1 | 3 | 4 | 15 | 4 | 0 | 3 |
| 16 | VASQUEZ Yandri | 1 / 0 | 2 | 0 | 4 | 10 | 2 | 0 | 2 | 0 | 4 | 3 | 1 | 0 | 2 |
| 21 | SANCHEZ Santiago | 2 / 0 | 2 | 0 | 1 | 13 | 1 | 0 | 1 | 1 | 10 | 8 | 5 | 0 | 3 |
| 7 | ARROYO Keny | 0 / 0 | 0 | 0 | 0 | 0 | 0 | 0 | 0 | 0 | 0 | 0 | 0 | 0 | 0 |
| 8 | DE JESUS Geremy | 1 / 0 | 0 | 0 | 1 | 2 | 0 | 0 | 0 | 1 | 1 | 0 | 0 | 1 | 2 |
| 13 | TROYA Rooney | 1 / 0 | 2 | 0 | 1 | 1 | 0 | 0 | 0 | 2 | 2 | 6 | 1 | 2 | 0 |
| 14 | SANCHEZ Isaac | 1 / 0 | 1 | 0 | 0 | 2 | 0 | 0 | 0 | 0 | 3 | 2 | 1 | 1 | 0 |
| 17 | CAICEDO Yorkaëff | 0 / 0 | 1 | 0 | 0 | 0 | 0 | 0 | 0 | 0 | 1 | 0 | 0 | 1 | 0 |

INDIVIDUAL DATA PHYSICAL



Morocco v Ecuador



Physical Data

Morocco



| # | Player | Total Distance (m) | Zone 1: 0-7 km/h (m) | Zone 2: 7-15 km/h (m) | Zone 3: 15-20 km/h (m) | Zone 4: 20-25 km/h (m) | Zone 5: 25+ km/h (m) | High Speed Runs (Zone 4) | Sprints (Zone 5) | Top Speed (km/h) |
|----|------------------------|--------------------|----------------------|-----------------------|------------------------|------------------------|----------------------|--------------------------|------------------|------------------|
| 1 | BENRHOZIL Taha | 4073.4 | 3118.6 | 694.9 | 221.6 | 38.3 | 0 | 26.0 | 4.0 | 23.7 |
| 3 | ZAHOUANI Fouad | 6520.0 | 2179.6 | 3368.9 | 571.2 | 268.6 | 131.7 | 55.0 | 21.0 | 30.4 |
| 4 | CHAIKHOUN Ayoub | 6728.1 | 2078.3 | 3064.6 | 1194.9 | 332.4 | 57.9 | 105.0 | 29.0 | 30.0 |
| 5 | AIT BOUDLAL Abdelhamid | 8311.9 | 4048.7 | 3295.7 | 593.5 | 262.7 | 111.4 | 62.0 | 23.0 | 30.1 |
| 6 | AKOUMI Mehdi | 9095.9 | 2811.5 | 4421.5 | 1260.7 | 405.7 | 196.5 | 115.0 | 36.0 | 31.4 |
| 11 | OUAZANE Zakaria | 7224.0 | 3079.6 | 2724.9 | 899.4 | 396.6 | 123.5 | 82.0 | 34.0 | 30.5 |
| 15 | EL HANNACH Naoufel | 9538.9 | 3884.2 | 4072.1 | 957.7 | 467.4 | 157.4 | 88.0 | 35.0 | 30.6 |
| 16 | ENNAIR Ayman | 7662.2 | 2915.5 | 2955.3 | 957.8 | 537.9 | 295.0 | 94.0 | 42.0 | 31.5 |
| 18 | HAMONY Mohamed | 9333.2 | 4194.3 | 3469.2 | 916.5 | 459.2 | 293.1 | 82.0 | 44.0 | 34.4 |
| 19 | BAKHTY Smail | 9207.1 | 3220.6 | 4343.0 | 1083.7 | 411.6 | 149.2 | 102.0 | 33.0 | 30.8 |
| 20 | KATIBA Mohamed Amine | 10505.8 | 3207.4 | 5340.1 | 1552.7 | 339.3 | 65.1 | 133.0 | 27.0 | 32.2 |
| 7 | ALAOUI Anas | 2810.0 | 1179.6 | 934.9 | 444.0 | 219.7 | 31.8 | 37.0 | 11.0 | 29.7 |
| 8 | BOUFANDAR Adam | 4320.7 | 1389.1 | 1797.4 | 782.9 | 289.5 | 61.8 | 64.0 | 21.0 | 30.2 |
| 10 | NAZIH Imran | 2288.7 | 804.3 | 778.2 | 430.7 | 216.3 | 59.3 | 33.0 | 12.0 | 29.6 |
| 14 | EL AISSATI Yasser | 3987.6 | 1436.7 | 1722.3 | 620.1 | 198.2 | 10.4 | 54.0 | 16.0 | 27.0 |
| 17 | MAALI Abdelhamid | 3062.6 | 1087.9 | 1216.5 | 473.8 | 249.0 | 35.8 | 37.0 | 19.0 | 32.5 |

Physical Data

Ecuador



| # | Player | Total Distance (m) | Zone 1: 0-7 km/h (m) | Zone 2: 7-15 km/h (m) | Zone 3: 15-20 km/h (m) | Zone 4: 20-25 km/h (m) | Zone 5: 25+ km/h (m) | High Speed Runs (Zone 4) | Sprints (Zone 5) | Top Speed (km/h) |
|----|------------------|--------------------|----------------------|-----------------------|------------------------|------------------------|----------------------|--------------------------|------------------|------------------|
| 1 | LOOR Cristhian | 4141.8 | 3413.2 | 620.4 | 96.5 | 11.2 | 0 | 11.0 | 1.0 | 22.2 |
| 2 | COLLAHUAZO Jair | 8532.5 | 3748.3 | 3356.7 | 895.9 | 409.6 | 122.0 | 89.0 | 31.0 | 31.9 |
| 3 | DAVIS Ivis | 8166.4 | 4122.4 | 2814.2 | 646.0 | 358.5 | 225.4 | 68.0 | 29.0 | 32.1 |
| 4 | POLO Jesus | 9234.3 | 3932.0 | 3672.5 | 832.0 | 547.6 | 250.2 | 76.0 | 43.0 | 32.4 |
| 5 | REYES Jairo | 8511.2 | 2870.0 | 3916.0 | 1261.4 | 423.0 | 40.9 | 101.0 | 27.0 | 26.6 |
| 6 | RUIZ Elkin | 9749.6 | 3193.0 | 4153.3 | 1245.0 | 750.7 | 406.6 | 112.0 | 61.0 | 33.4 |
| 10 | BERMUDEZ Michael | 10075.6 | 3624.2 | 4488.7 | 1190.9 | 538.0 | 233.8 | 109.0 | 39.0 | 32.2 |
| 11 | OBANDO Allen | 8719.6 | 4488.0 | 2742.3 | 1001.0 | 370.6 | 116.8 | 102.0 | 35.0 | 29.9 |
| 15 | RODRIGUEZ Juan | 9861.0 | 3371.5 | 4379.3 | 1479.2 | 480.2 | 151.9 | 122.0 | 37.0 | 31.8 |
| 16 | VASQUEZ Yandri | 10087.6 | 3770.8 | 4636.3 | 1291.2 | 336.9 | 52.5 | 108.0 | 33.0 | 30.0 |
| 21 | SANCHEZ Santiago | 10079.8 | 3108.6 | 4194.2 | 1847.6 | 801.3 | 129.0 | 137.0 | 61.0 | 30.7 |
| 7 | ARROYO Keny | 378.1 | 116.7 | 166.6 | 44.8 | 30.5 | 19.4 | 5.0 | 2.0 | 29.0 |
| 8 | DE JESUS Jeremy | 1098.3 | 253.4 | 485.7 | 162.4 | 132.3 | 64.4 | 11.0 | 9.0 | 30.7 |
| 13 | TROYA Rooney | 2175.6 | 723.2 | 882.4 | 363.8 | 157.5 | 48.5 | 31.0 | 12.0 | 28.8 |
| 14 | SANCHEZ Isaac | 2123.0 | 671.3 | 861.9 | 336.5 | 234.6 | 18.5 | 26.0 | 14.0 | 26.4 |
| 17 | CAICEDO Yorkaeff | 343.1 | 96.4 | 125.7 | 27.0 | 82.5 | 11.5 | 3.0 | 3.0 | 26.5 |

