



U-17 WORLD CUP
INDONESIA 2023



Spain 2 - 0 Canada

Group B - Match 3
10 November 2023
19:00 Kick Off
Manahan Stadium

POST MATCH SUMMARY REPORT

Match Summary - Teams

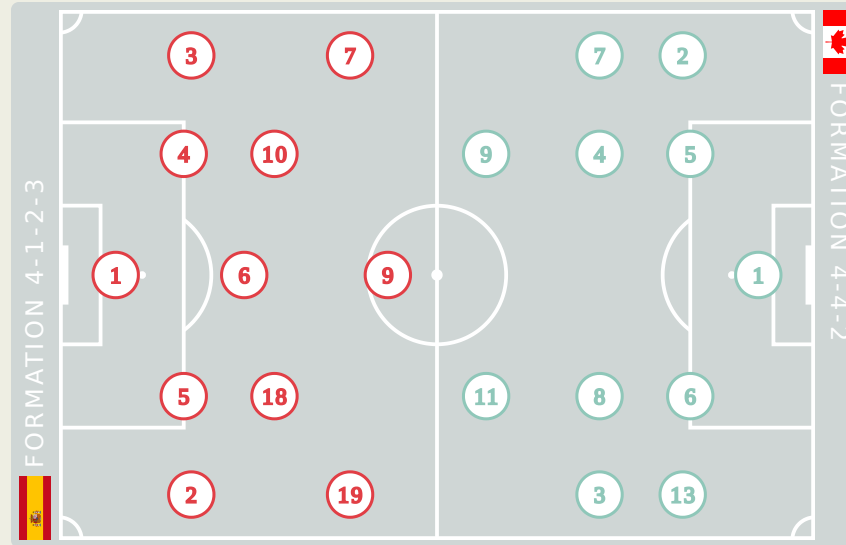


STARTING

1	GK	JIMENEZ Raul	
2	DF	FORT Hector	
3	DF	MUNOZ Dani	
4	DF	MARTIN Jon	
5	MF	CUBARSI Pau	
6	MF	PRIM Pau (C)	↓ 86'
7	MF	LOPEZ Pablo	
9	FW	GUIU Marc	⚽ 21' ↓ 80'
10	FW	HERNANDEZ Juan	↓ 68'
18	MF	JUNYENT Quim	⚽ 76' ↓ 80'
19	MF	YANEZ Daniel	↓ 68'

SUBSTITUTES

13	GK	ARBOL Fran	
21	GK	GONZALEZ Marcos	
8	FW	MARTIN Roberto	↑ 80'
11	MF	HUESTAMENDIA Peio	↑ 80'
12	MF	OYONO Igor	↑ 68'
14	DF	MERINO Izan	↑ 86'
15	DF	CUENCA Andres	
16	MF	BERNAL Marc	↑ 68'
17	FW	MESA Oscar	
20	MF	PAULO IAGO	



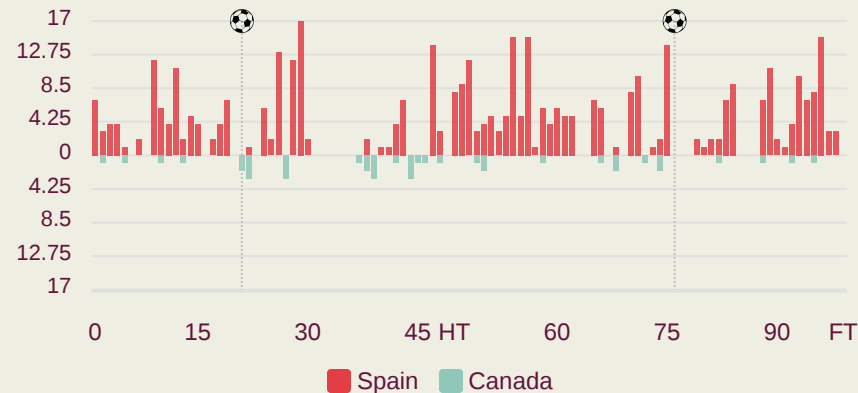
STARTING

ABRAHAM Nathaniel	GK	1	
RIGOPOULOS Theo	DF	2	
↓ 81'	DE MONTIGNY Gael	DF	3
■ 34'	BIELLO Alessandro	MF	4
	OMEZE Chimere	DF	5
	(C) STEFANOVIC Lazar	DF	6
↓ 62'	TAHID Taryck	FW	7
	BADWAL Jeevan	MF	8
↓ 62'	KLUKOWSKI Antoni	FW	9
↓ 46'	TAVERNIER Kevaughn	FW	11
↓ 65'	CHUKWU Richard	DF	13

SUBSTITUTES

KANTOROWICZ Dominic	GK	16		
O'BRIEN Alexander	GK	18		
↑ 46'	IGBINOBARO Philip	MF	10	
↑ 62'	FONG Aidan	DF	12	
	LONDONO Tyler	MF	14	
■ 92'	↑ 81'	FUNG Victor	DF	15
	GODIN Etienne	DF	17	
↑ 62'	POP Erik	FW	19	
↑ 65'	AKLIL Lino	DF	20	
	OZIMEC Lucas	FW	21	

Distribution in the Final Third



Match Summary - Key Statistics



Possession

Total	66.5%	10.3%	23.3%	Total
2	Goals			0
37 (11)	Attempts at Goal (On Target)			2 (0)
731 (677)	Total Passes (Complete)			233 (165)
93 %	Pass Completion %			71 %
125	Completed Line Breaks			30
11	Defensive Line Breaks			3
368	Receptions in the Final Third			18
40	Crosses			5
20	Ball Progressions			10
145 (40)	Defensive Pressures Applied (Direct Pressures)			271 (51)
40	Forced Turnovers			52
96	Second Balls			57
107.6 km	Total Distance Covered			101.3 km
5.4 km	Zone 4 - Low Speed Sprinting: 20-25 km/h			5.4 km



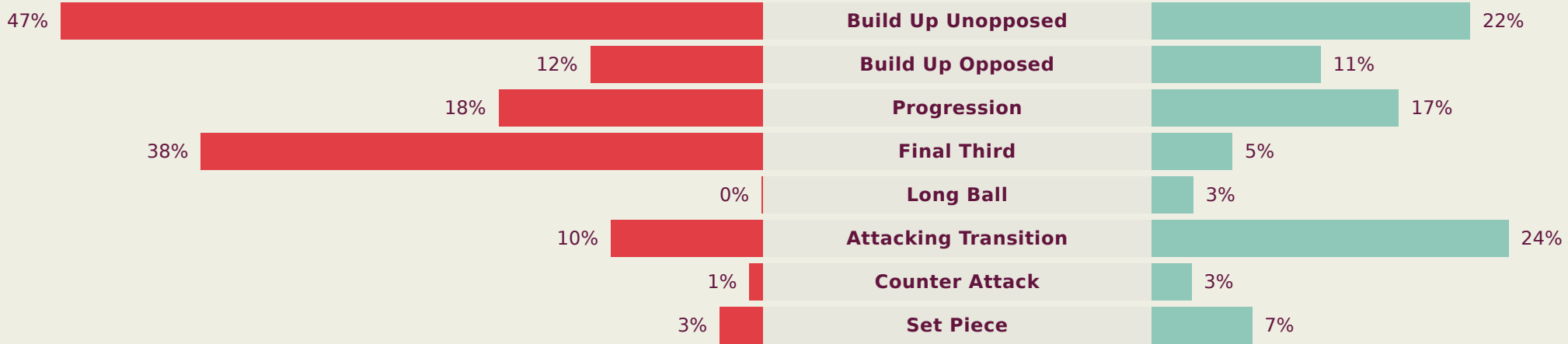
Spain

Phases of Play

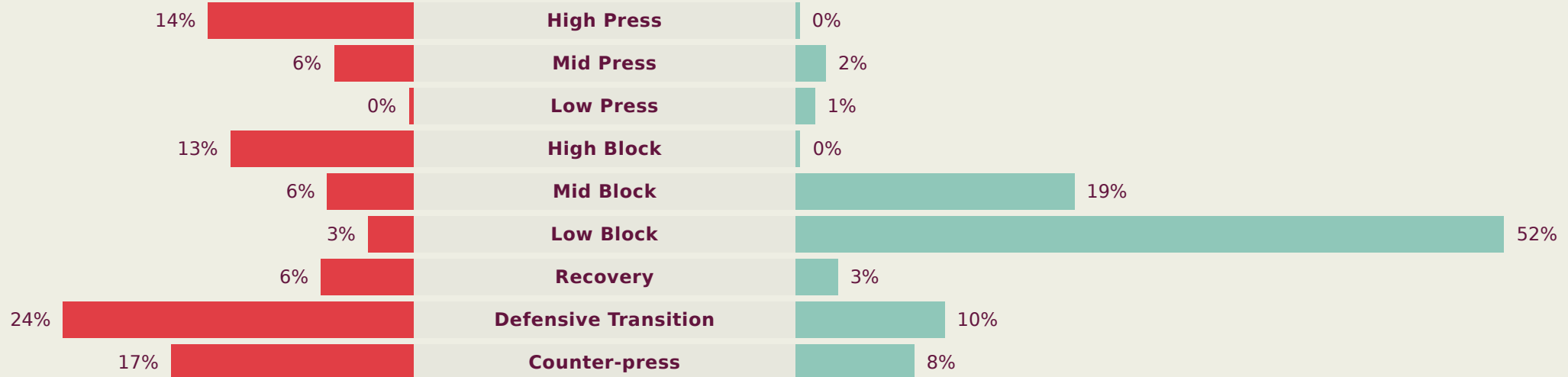
Canada



IN POSSESSION



OUT OF POSSESSION



IN POSSESSION

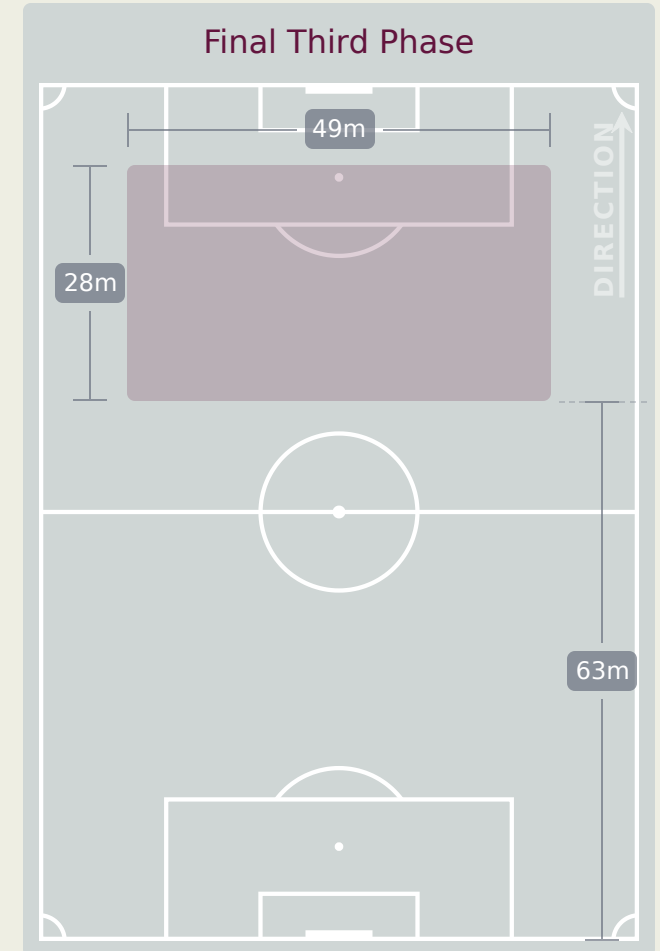
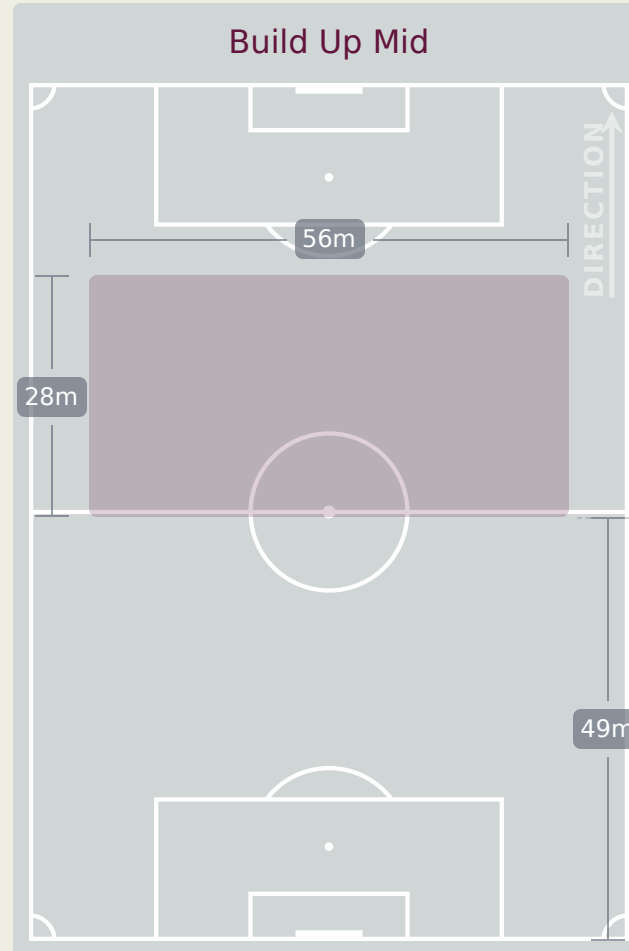
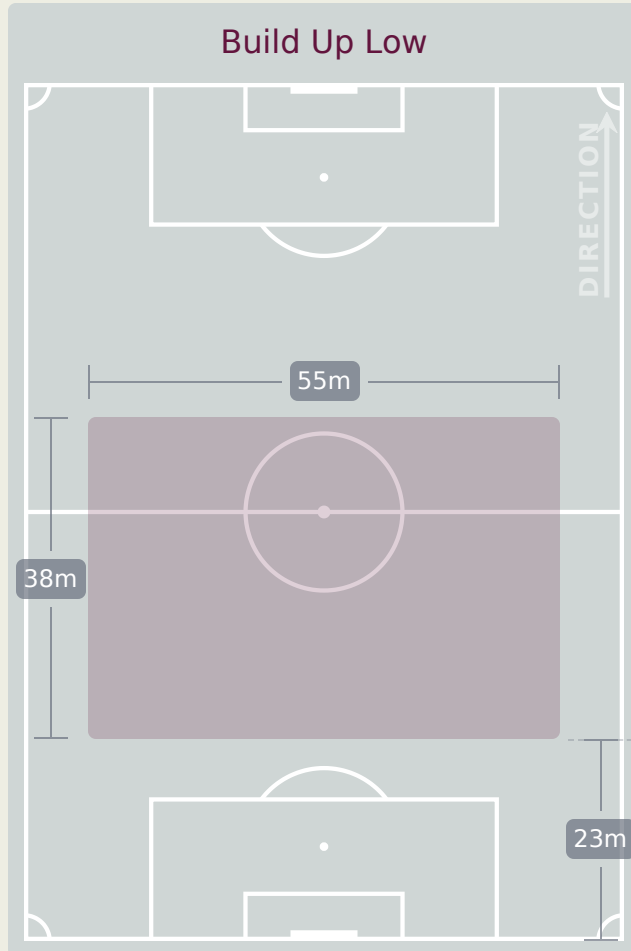


Spain v Canada

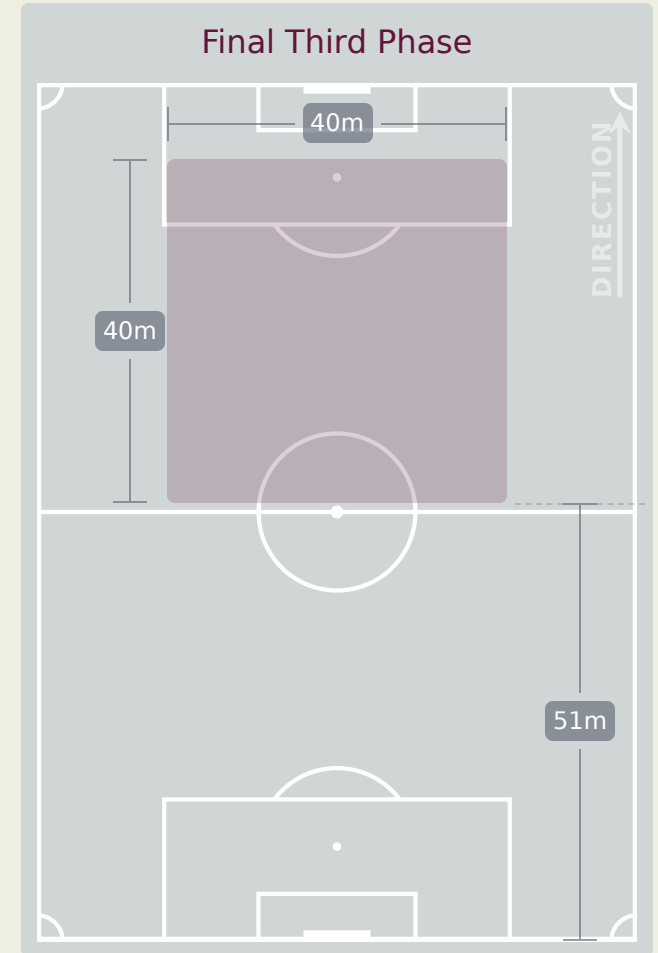
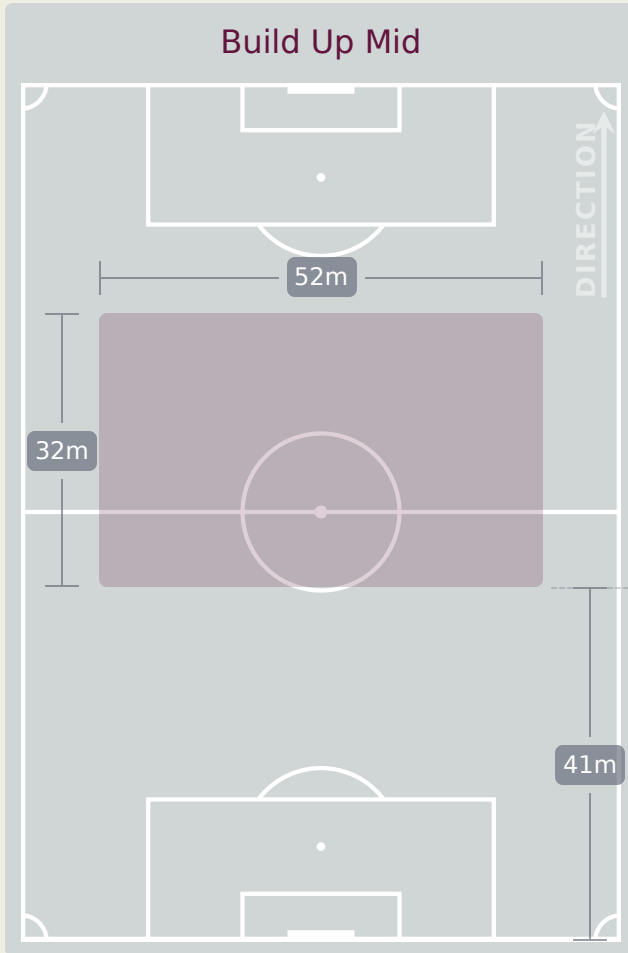
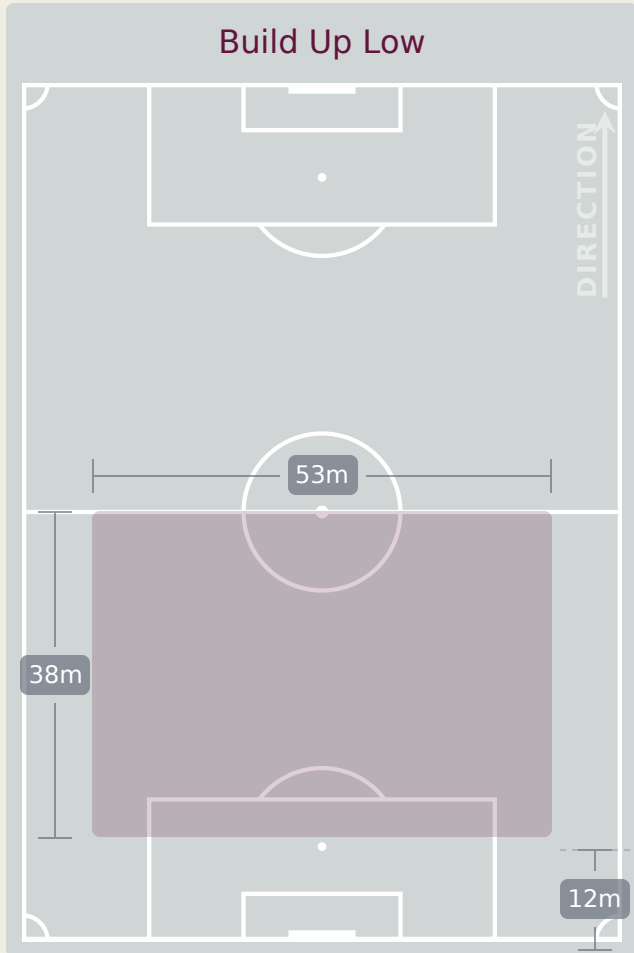


In Possession Line Height & Team Length

Spain



In Possession Line Height & Team Length



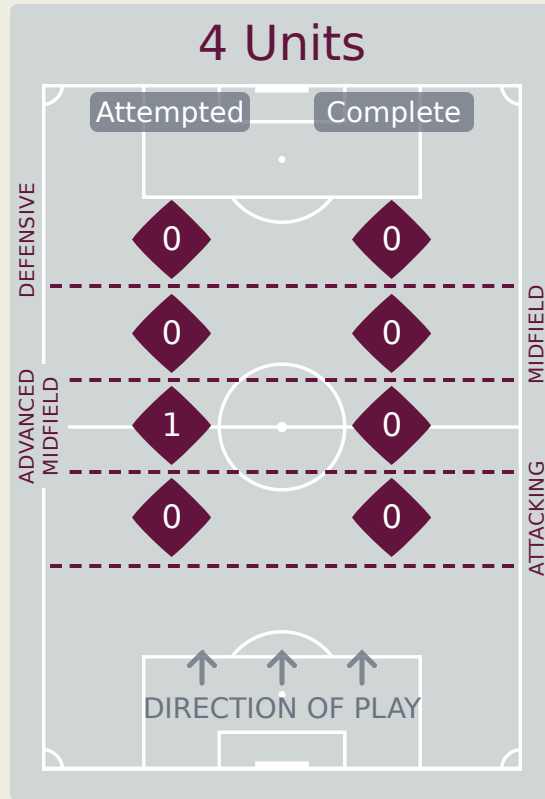
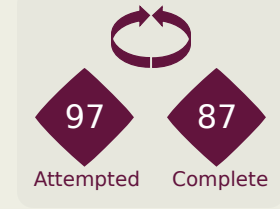
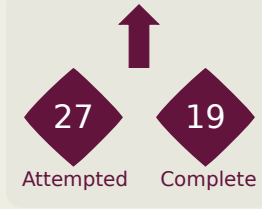
Line Breaks



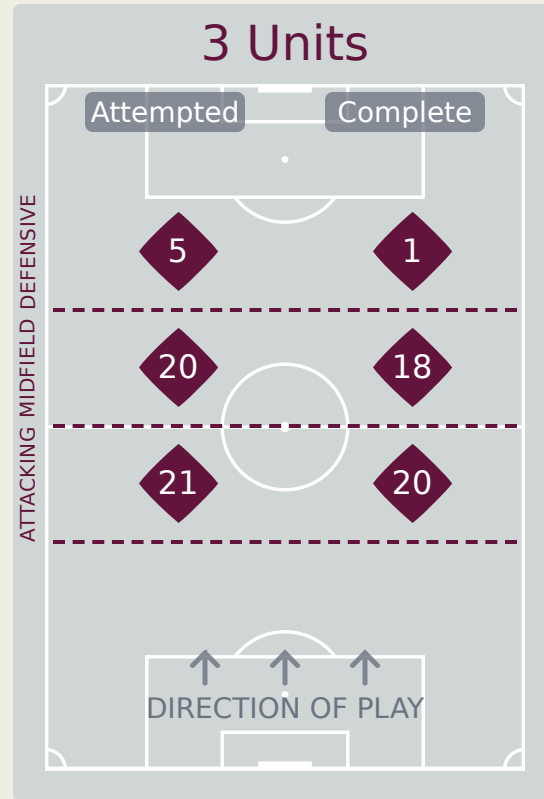
Spain

Attempted Line Breaks

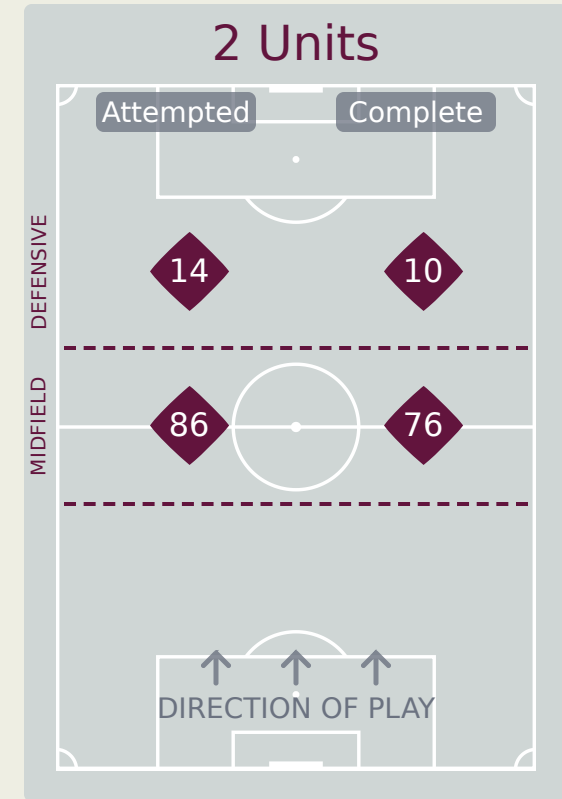
147



Attempted Line Breaks	1
Inside Shape	1
Outside Shape	0



Attempted Line Breaks	46
Inside Shape	21
Outside Shape	25



Attempted Line Breaks	100
Inside Shape	39
Outside Shape	61

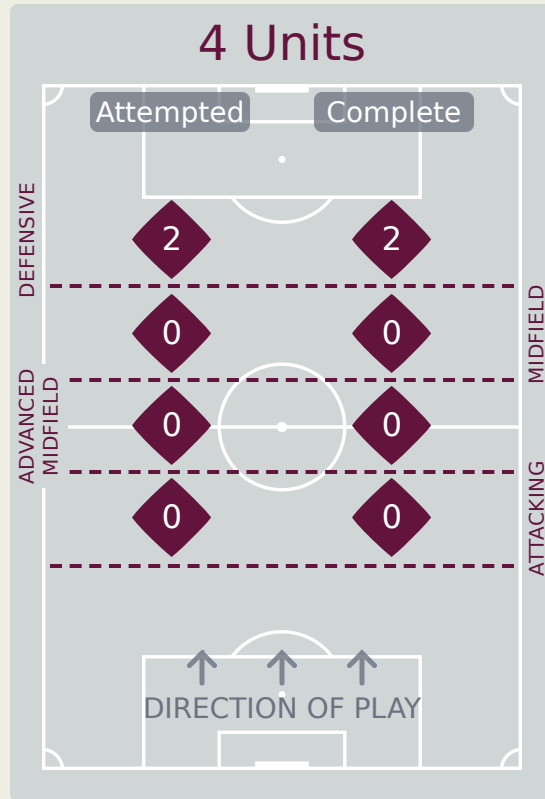
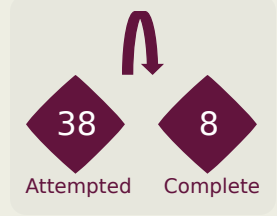
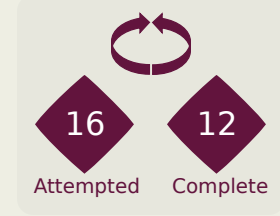
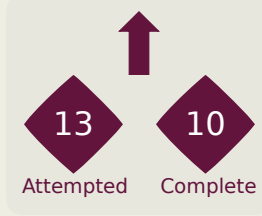
Line Breaks



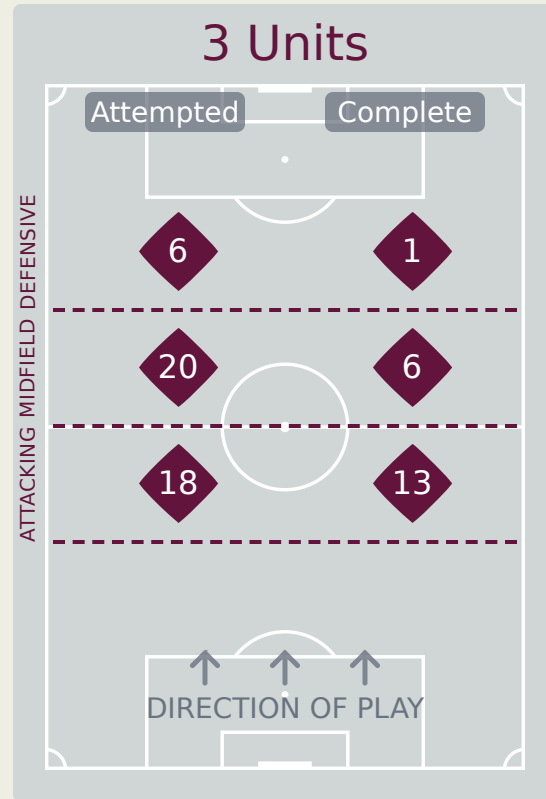
Canada

Attempted Line Breaks

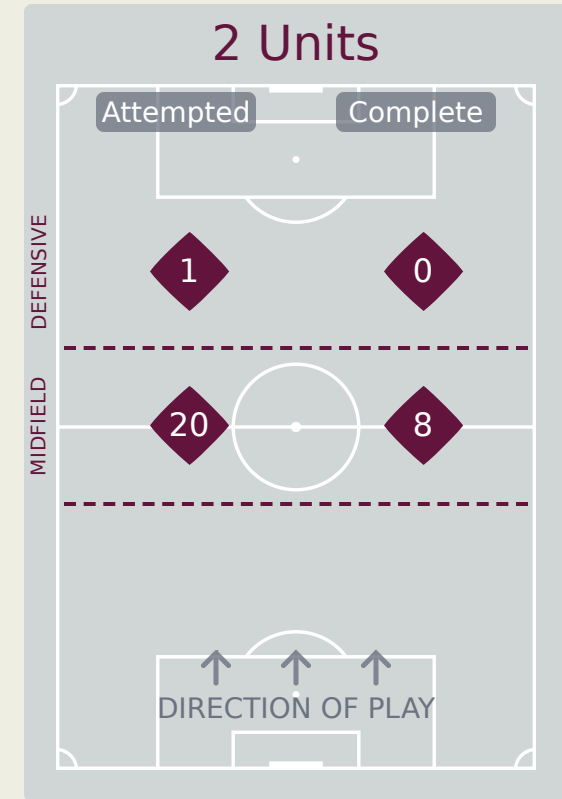
67



Attempted Line Breaks	2
Inside Shape	1
Outside Shape	1



Attempted Line Breaks	44
Inside Shape	33
Outside Shape	11



Attempted Line Breaks	21
Inside Shape	18
Outside Shape	3

Line Breaks



					4 Units				3 Units			2 Units		Direction			Distribution Type		
#	Player	Line Breaks Attempted	Line Breaks Completed	Line Break Completion %	Attacking Line	Attacking Midfield Line	Midfield Line	Defensive Line	Attacking Line	Midfield Line	Defensive Line	Midfield Line	Defensive Line	Through	Around	Over	Pass	Cross	Ball Progression
1	JIMENEZ Raul	1	1	100%	0	0	0	0	1	0	0	0	0	0	1	0	1	0	0
2	FORT Hector	23	18	78%	0	0	0	0	2	2	3	12	4	1	17	5	16	5	2
3	MUNOZ Dani	20	17	85%	0	0	0	0	3	3	0	10	4	0	12	8	17	1	2
4	MARTIN Jon	19	18	94%	0	0	0	0	6	2	0	9	2	4	13	2	18	0	1
5	CUBARSI Pau	33	31	93%	0	0	0	0	7	3	0	23	0	7	25	1	33	0	0
6	PRIM Pau	14	12	85%	0	1	0	0	1	2	0	10	0	4	6	4	14	0	0
7	LOPEZ Pablo	6	3	50%	0	0	0	0	0	1	1	3	1	1	4	1	4	1	1
9	GUIU Marc	5	3	60%	0	0	0	0	0	1	0	3	1	2	3	0	4	0	1
10	HERNANDEZ Juan	4	3	75%	0	0	0	0	0	1	0	3	0	1	2	1	4	0	0
18	JUNYENT Quim	7	7	100%	0	0	0	0	1	1	0	5	0	3	4	0	6	0	1
19	YANEZ Daniel	8	7	87%	0	0	0	0	0	4	1	3	0	3	4	1	7	0	1
8	MARTIN Roberto	1	1	100%	0	0	0	0	0	0	0	1	0	0	1	0	1	0	0
11	HUESTAMENDIA Peio	2	1	50%	0	0	0	0	0	0	0	1	1	0	2	0	1	1	0
12	OYONO Igor	0	0	0%	0	0	0	0	0	0	0	0	0	0	0	0	0	0	0
14	MERINO Izan	2	2	100%	0	0	0	0	0	0	0	2	0	0	2	0	2	0	0
16	BERNAL Marc	2	1	50%	0	0	0	0	0	0	0	1	1	1	1	0	2	0	0

Line Breaks



					4 Units				3 Units			2 Units		Direction			Distribution Type		
#	Player	Line Breaks Attempted	Line Breaks Completed	Line Break Completion %	Attacking Line	Attacking Midfield Line	Midfield Line	Defensive Line	Attacking Line	Midfield Line	Defensive Line	Midfield Line	Defensive Line	Through	Around	Over	Pass	Cross	Ball Progression
1	ABRAHAM Nathaniel	11	1	9%	0	0	0	0	0	5	1	5	0	0	0	11	11	0	0
2	RIGOPOULOS Theo	6	4	66%	0	0	0	0	2	1	0	3	0	3	0	3	6	0	0
3	DE MONTIGNY Gael	5	1	20%	0	0	0	0	1	2	1	1	0	0	1	4	4	1	0
4	BIELLO Alessandro	2	1	50%	0	0	0	0	1	0	0	1	0	1	1	0	2	0	0
5	OMEZE Chimere	9	4	44%	0	0	0	0	5	2	0	2	0	3	2	4	9	0	0
6	STEFANOVIC Lazar	5	2	40%	0	0	0	0	1	2	1	1	0	1	1	3	5	0	0
7	TAHID Taryck	2	2	100%	0	0	0	0	0	1	1	0	0	1	0	1	2	0	0
8	BADWAL Jeevan	10	7	70%	0	0	0	0	5	1	0	4	0	2	4	4	8	1	1
9	KLUKOWSKI Antoni	1	0	0%	0	0	0	0	0	0	1	0	0	0	0	1	1	0	0
11	TAVERNIER Kevaughn	1	0	0%	0	0	0	0	0	0	1	0	0	0	1	0	1	0	0
13	CHUKWU Richard	8	4	50%	0	0	0	0	2	4	0	1	1	0	3	5	8	0	0
10	IGBINOBARO Philip	2	2	100%	0	0	0	1	0	1	0	0	0	0	1	1	2	0	0
12	FONG Aidan	1	1	100%	0	0	0	1	0	0	0	0	0	0	1	0	1	0	0
15	FUNG Victor	2	1	50%	0	0	0	0	1	1	0	0	0	1	1	0	2	0	0
19	POP Erik	0	0	0%	0	0	0	0	0	0	0	0	0	0	0	0	0	0	0
20	AKLIL Lino	2	0	0%	0	0	0	0	0	0	0	2	0	1	0	1	2	0	0

Passing Networks



#	Passes From ↓ to →	JIMENEZ Raul	FORT Hector	MUNOZ Dani	MARTIN Jon	CUBARSI Pau	PRIM Pau	LOPEZ Pablo	GUIU Marc	HERNANDEZ Juan	JUNYENT Quim	YANEZ Daniel	MARTIN Roberto	HUESTAMENDIA Peio	OYONO Igor	MERINO Izan	BERNAL Marc
1	JIMENEZ Raul	0	1	0	2	9	1	0	0	0	0	0	0	0	0	0	0
2	FORT Hector	0	0	1	3	32	2	0	3	4	1	13	1	4	0	4	1
3	MUNOZ Dani	1	1	0	21	6	8	24	2	5	6	1	2	0	0	4	0
4	MARTIN Jon	2	6	27	0	37	8	12	0	5	6	0	1	0	0	2	2
5	CUBARSI Pau	2	27	3	37	0	21	2	0	3	5	13	2	2	3	4	2
6	PRIM Pau	0	13	15	11	10	0	3	0	7	5	2	0	0	0	0	0
7	LOPEZ Pablo	0	0	18	10	1	2	0	0	2	3	0	6	0	0	1	0
9	GUIU Marc	0	1	1	0	0	2	0	0	2	2	1	0	0	0	0	0
10	HERNANDEZ Juan	0	3	3	2	3	6	4	3	0	8	2	0	0	0	0	0
18	JUNYENT Quim	0	6	8	1	3	6	3	3	3	0	7	0	0	0	0	1
19	YANEZ Daniel	0	10	0	1	4	1	0	1	3	7	0	0	0	0	0	0
8	MARTIN Roberto	0	1	2	2	0	0	5	0	0	0	0	0	0	0	1	0
11	HUESTAMENDIA Peio	0	4	1	0	1	0	0	0	0	0	0	0	0	0	0	2
12	OYONO Igor	0	1	0	0	0	0	0	0	0	0	0	0	0	0	0	1
14	MERINO Izan	0	5	4	1	3	0	5	0	0	0	0	0	0	0	0	0
16	BERNAL Marc	0	2	0	1	1	0	0	0	0	0	0	1	2	0	0	0

Top 5 Player to Player Passers		
Player	Passed To	% of Total Team Passes
MARTIN Jon	CUBARSI Pau	5.6%
CUBARSI Pau	MARTIN Jon	5.6%
FORT Hector	CUBARSI Pau	4.8%
MARTIN Jon	MUNOZ Dani	4.1%
CUBARSI Pau	FORT Hector	4.1%

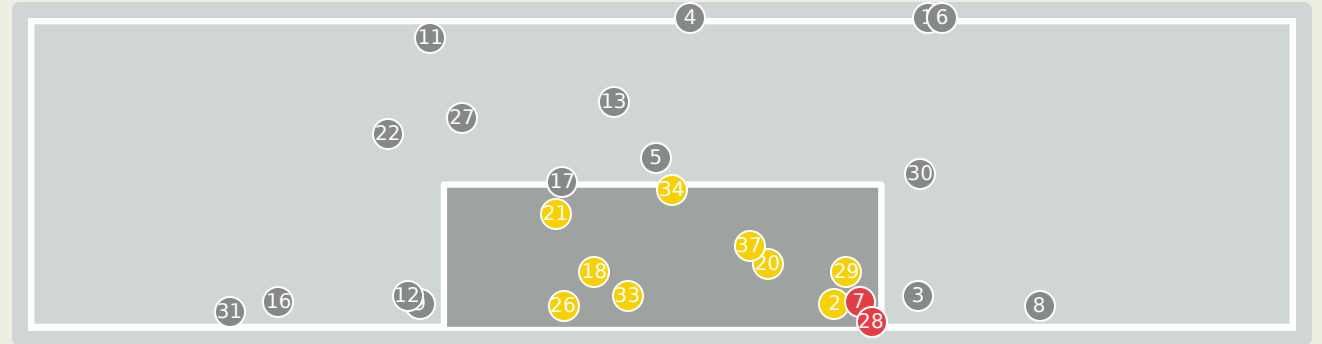
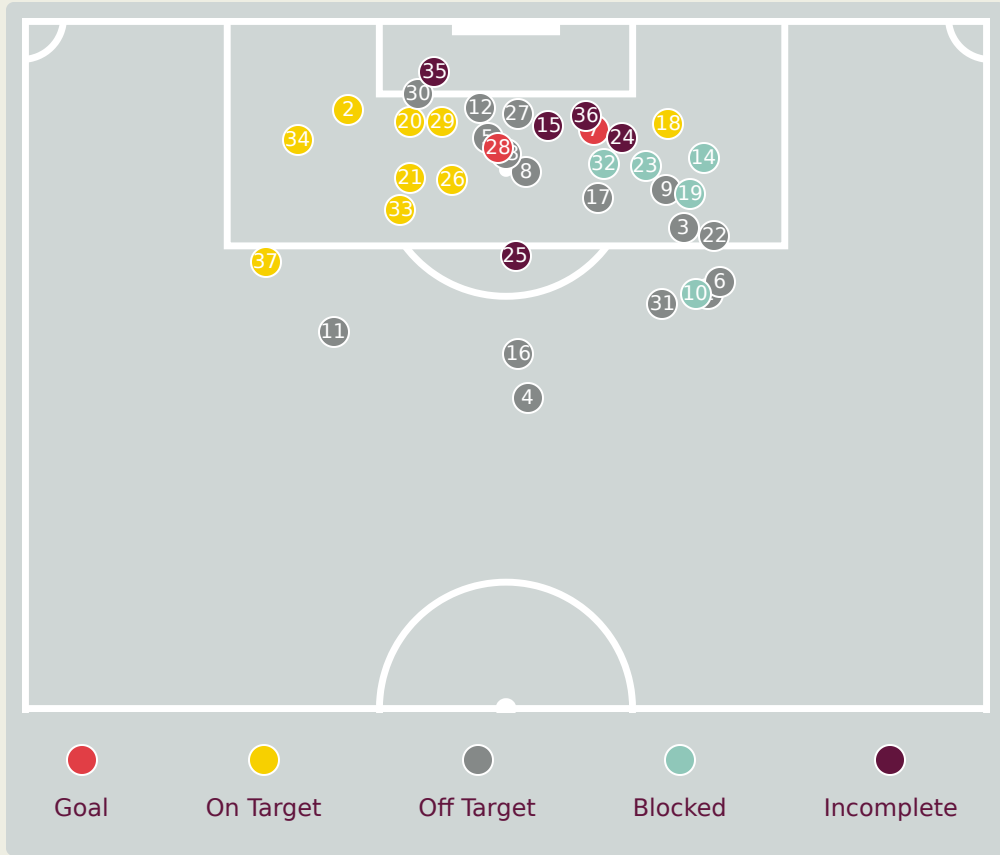







Passing Networks

#	Passes From ↓ to →	ABRAHAM Nathaniel	RIGOPOULOS Theo	DE MONTIGNY Gael	BIELLO Alessandro	OMEZE Chimere	STEFANOVIC Lazar	TAHID Taryck	BADWAL Jeevan	KLUKOWSKI Antoni	TAVERNIER Kevaughn	CHUKWU Richard	IGBINOBARO Philip	FONG Aidan	FUNG Victor	POP Erik	AKLIL Lino
1	ABRAHAM Nathaniel	0	1	0	0	5	10	0	0	0	1	1	0	0	0	0	1
2	RIGOPOULOS Theo	0	0	0	0	2	0	1	4	0	0	0	1	0	0	1	0
3	DE MONTIGNY Gael	1	0	0	1	0	3	0	0	2	0	1	0	0	0	0	0
4	BIELLO Alessandro	0	0	2	0	1	1	1	0	0	1	0	0	0	0	0	0
5	OMEZE Chimere	5	2	0	0	0	5	1	11	1	0	0	1	3	0	0	0
6	STEFANOVIC Lazar	1	2	4	0	10	0	0	2	1	0	6	1	0	0	0	0
7	TAHID Taryck	0	0	2	1	0	1	0	0	1	1	0	0	0	0	0	0
8	BADWAL Jeevan	1	5	3	0	8	1	3	0	0	0	0	0	3	1	0	0
9	KLUKOWSKI Antoni	0	0	0	1	0	1	1	1	0	0	0	0	0	0	0	0
11	TAVERNIER Kevaughn	0	0	0	0	0	0	0	0	0	0	0	0	0	0	0	0
13	CHUKWU Richard	1	0	4	0	0	1	0	0	0	1	0	0	0	0	0	0
10	IGBINOBARO Philip	0	1	0	0	1	1	0	0	0	0	0	0	0	0	0	1
12	FONG Aidan	0	2	0	0	0	1	0	2	0	0	0	0	0	0	0	0
15	FUNG Victor	0	0	0	0	1	0	0	0	0	0	0	0	0	0	0	1
19	POP Erik	0	0	0	0	0	0	0	3	0	0	0	0	1	0	0	0
20	AKLIL Lino	0	0	0	0	0	0	0	0	0	0	0	1	0	0	0	0

Top 5 Player to Player Passers		
Player	Passed To	% of Total Team Passes
OMEZE Chimere	BADWAL Jeevan	7.1%
ABRAHAM Nathaniel	STEFANOVIC Lazar	6.4%
STEFANOVIC Lazar	OMEZE Chimere	6.4%
BADWAL Jeevan	OMEZE Chimere	5.1%
STEFANOVIC Lazar	CHUKWU Richard	3.8%

Attempts at Goal



Key	Outcome	Shots
	Goals	2
	On Target	9
	Off Target	16
	Blocked	5
	Incomplete	5

Attempts at Goal



Time	Player	Outcome	Body Part	Delivery Type
1	2 FORT Hector	Off Target	Right Foot	Pass
5	4 MARTIN Jon	On Target - Goal Prevented	Head	Corner
6	19 YANEZ Daniel	Off Target	Left Foot	Ball Progression
8	2 FORT Hector	Off Target	Right Foot	Freekick
17	5 CUBARSI Pau	Off Target	Head	Freekick
18	2 FORT Hector	Off Target	Right Foot	Cross
20	9 GUIU Marc	On Target - Goal	Head	Cross
24	9 GUIU Marc	Off Target	Head	Cross
25	9 GUIU Marc	Off Target	Left Foot	Pass
29	19 YANEZ Daniel	Incomplete - Blocked	Left Foot	Pass
41	6 PRIM Pau	Off Target	Left Foot	Loose Ball
48	9 GUIU Marc	Off Target	Head	Pass
48	10 HERNANDEZ Juan	Off Target	Head	Cross
49	19 YANEZ Daniel	Incomplete - Blocked	Left Foot	Pass
51	9 GUIU Marc	Incomplete - Player On Ball Error	Head	Cross
52	10 HERNANDEZ Juan	Off Target	Right Foot	Pass
53	18 JUNYENT Quim	Off Target	Right Foot	Pass

Attempts at Goal

Spain




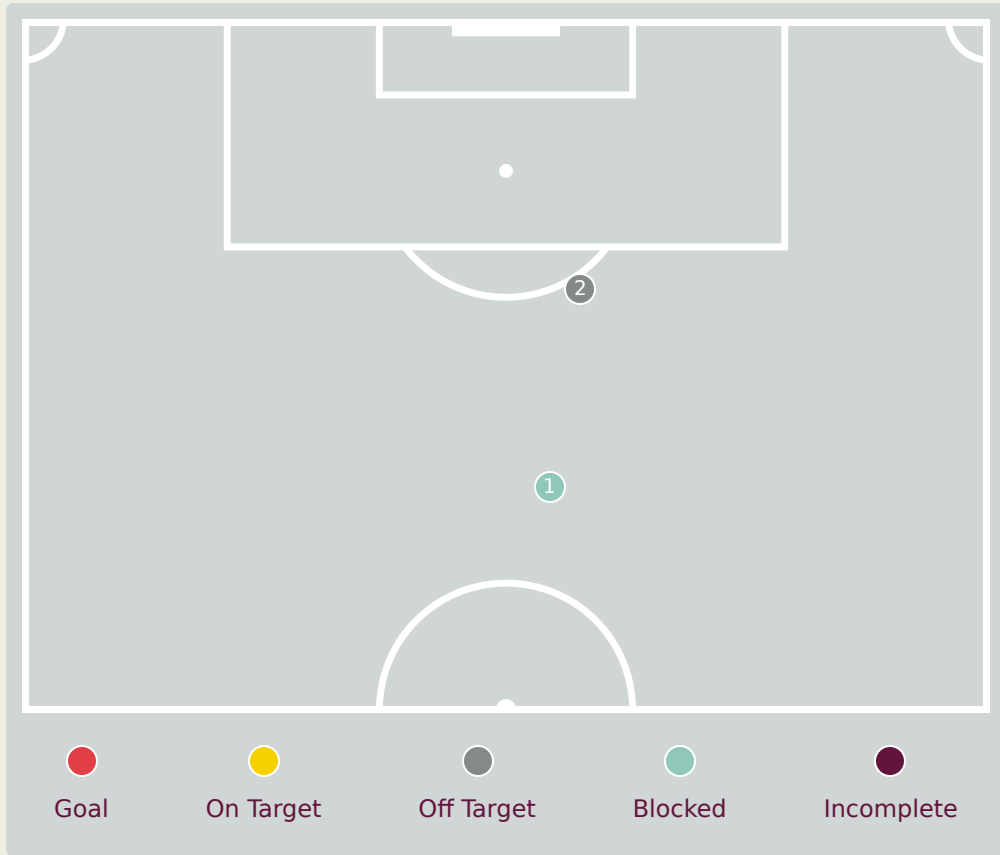
Time	Player	Outcome	Body Part	Delivery Type
55	19 YANEZ Daniel	Deflected On Target - Saved	Left Foot	Pass
55	9 GUIU Marc	Incomplete - Blocked	Left Foot	Loose Ball
57	4 MARTIN Jon	On Target - Saved	Head	Corner
59	3 MUNOZ Dani	On Target - Saved	Right Foot	Loose Ball
60	19 YANEZ Daniel	Off Target	Left Foot	Pass
62	19 YANEZ Daniel	Incomplete - Blocked	Left Foot	Pass
65	10 HERNANDEZ Juan	Incomplete - Player On Ball Error	Head	Loose Ball
71	6 PRIM Pau	Incomplete	Left Foot	Loose Ball
71	9 GUIU Marc	On Target - Saved	Right Foot	Cross
71	12 OYONO Igor	Off Target	Left Foot	Other
75	18 JUNYENT Quim	On Target - Goal	Left Foot	Pass
79	8 MARTIN Roberto	On Target - Saved	Head	Pass
81	4 MARTIN Jon	Off Target	Head	Corner
82	16 BERNAL Marc	Deflected Off Target - Defensive Event	Left Foot	Pass
83	4 MARTIN Jon	Incomplete - Blocked	Head	Corner
88	7 LOPEZ Pablo	Deflected On Target - Saved	Right Foot	Loose Ball
91	7 LOPEZ Pablo	On Target - Saved	Left Foot	Pass






Attempts at Goal

Spain

Time	Player	Outcome	Body Part	Delivery Type
93	8 MARTIN Roberto	Incomplete - Player On Ball Error	Left Foot	Cross
94	16 BERNAL Marc	Incomplete - Player On Ball Error	Head	Cross
95	8 MARTIN Roberto	On Target - Saved	Right Foot	Pass

Attempts at Goal



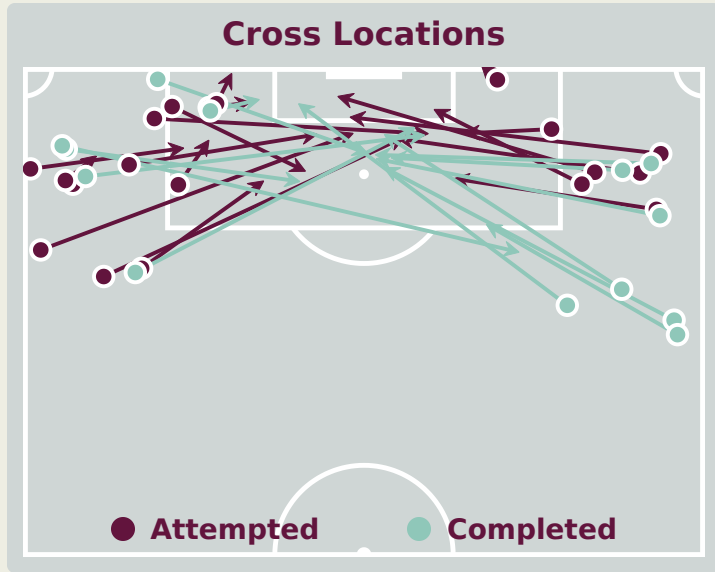
Key	Outcome	Shots
	Goals	0
	On Target	0
	Off Target	1
	Blocked	1
	Incomplete	0



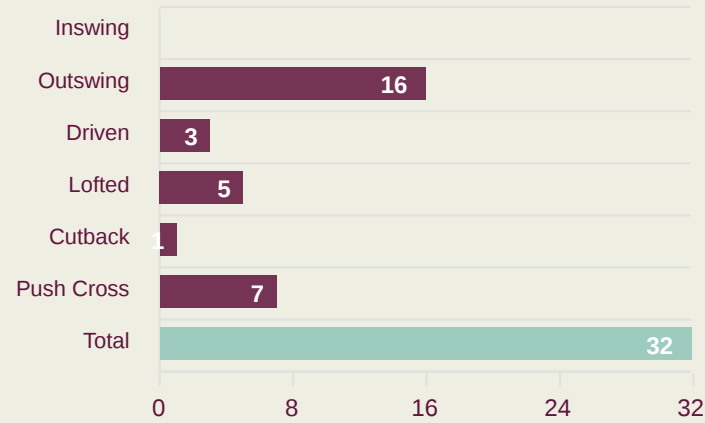
Attempts at Goal

Time	Player	Outcome	Body Part	Delivery Type
21	5 OMEZE Chimere	Incomplete - Blocked	Right Foot	Pass
50	7 TAHID Taryck	Off Target	Left Foot	Pass

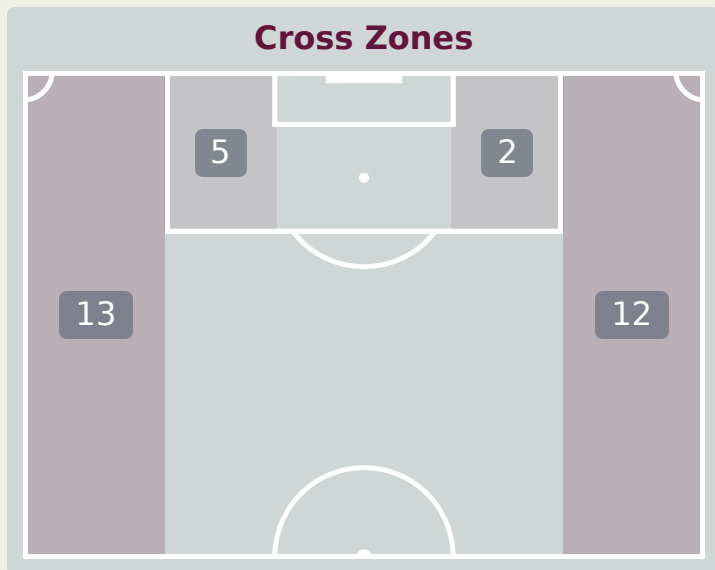
Crosses (Open Play)



Delivery Type



#	Player	Inswing	Outswing	Driven	Lofted	Cutback	Push Cross	Total Attempted
1	JIMENEZ Raul	0	0	0	0	0	0	0
2	FORT Hector	0	7	1	1	0	1	10
3	MUNOZ Dani	0	2	0	2	0	2	6
4	MARTIN Jon	0	0	0	0	0	0	0
5	CUBARSI Pau	0	0	0	0	0	0	0
6	PRIM Pau	0	0	0	0	0	0	0
7	LOPEZ Pablo	0	6	2	2	1	2	13
9	GUIU Marc	0	0	0	0	0	0	0
10	HERNANDEZ Juan	0	0	0	0	0	0	0
18	JUNYENT Quim	0	0	0	0	0	0	0
19	YANEZ Daniel	0	0	0	0	0	0	0
8	MARTIN Roberto	0	0	0	0	0	0	0
11	HUESTAMENDIA Peio	0	1	0	0	0	1	2
12	OYONO Igor	0	0	0	0	0	0	0
14	MERINO Izan	0	0	0	0	0	0	0
16	BERNAL Marc	0	0	0	0	0	1	1



Attempted

32

Completed

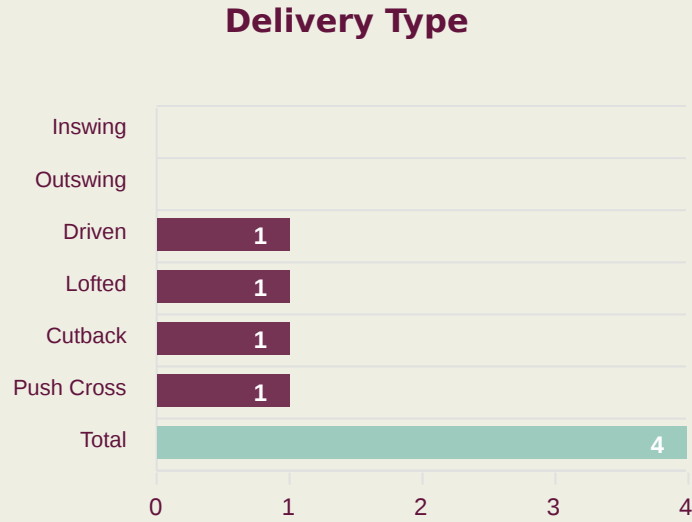
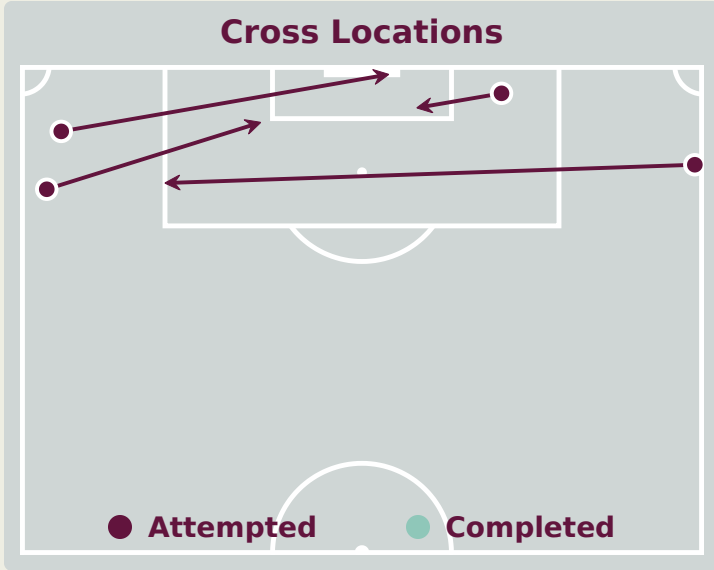
13

Most Crosses Attempted

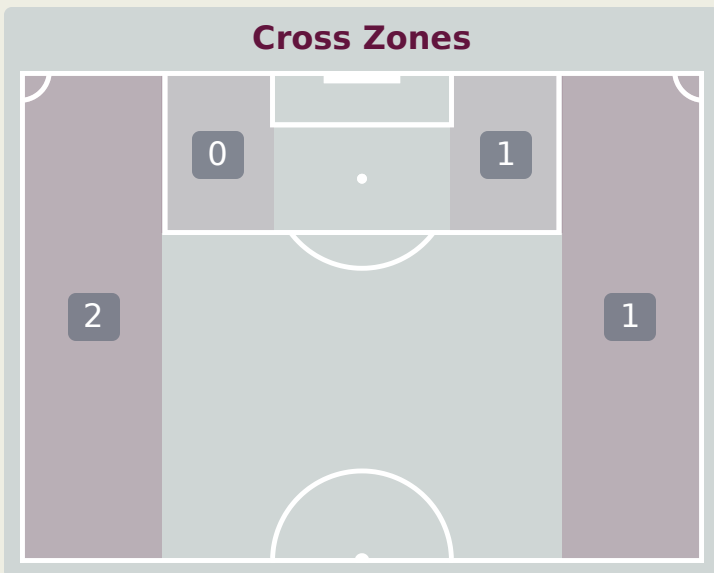
13

LOPEZ Pablo
LEFT WINGER

Crosses (Open Play)



#	Player	Inswing	Outswing	Driven	Lofted	Cutback	Push Cross	Total Attempted
1	ABRAHAM Nathaniel	0	0	0	0	0	0	0
2	RIGOPOULOS Theo	0	0	1	0	0	0	1
3	DE MONTIGNY Gael	0	0	0	0	0	1	1
4	BIELLO Alessandro	0	0	0	0	0	0	0
5	OMEZE Chimere	0	0	0	0	0	0	0
6	STEFANOVIC Lazar	0	0	0	0	0	0	0
7	TAHID Taryck	0	0	0	0	1	0	1
8	BADWAL Jeevan	0	0	0	0	0	0	0
9	KLUKOWSKI Antoni	0	0	0	0	0	0	0
11	TAVERNIER Kevaughn	0	0	0	0	0	0	0
13	CHUKWU Richard	0	0	0	0	0	0	0
10	IGBINOBARO Philip	0	0	0	0	0	0	0
12	FONG Aidan	0	0	0	0	0	0	0
15	FUNG Victor	0	0	0	0	0	0	0
19	POP Erik	0	0	0	0	0	0	0
20	AKLIL Lino	0	0	0	1	0	0	1



Attempted

4

Completed

0

Most Crosses Attempted

1

RIGOPOULOS Theo
RIGHT BACK

Offering to Receive

369
Total Offers Made

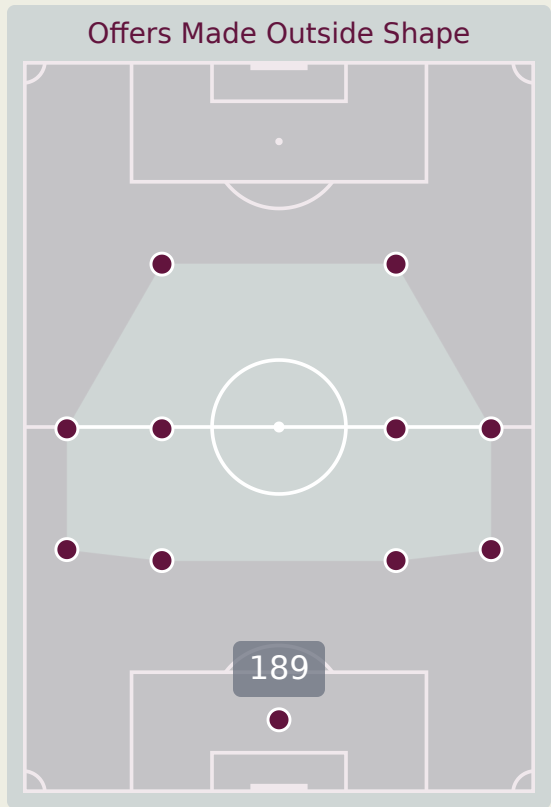
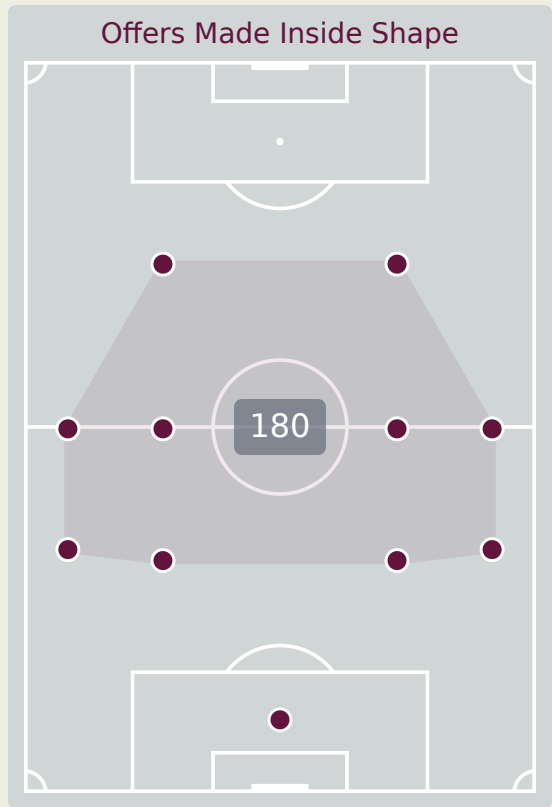
161
Total Offers Received

Most Offers
74
JUNYENT Quim
RIGHT CENTRE MIDFIELD

254
Offers Made in Final Third

110
Offers Made in Middle Third

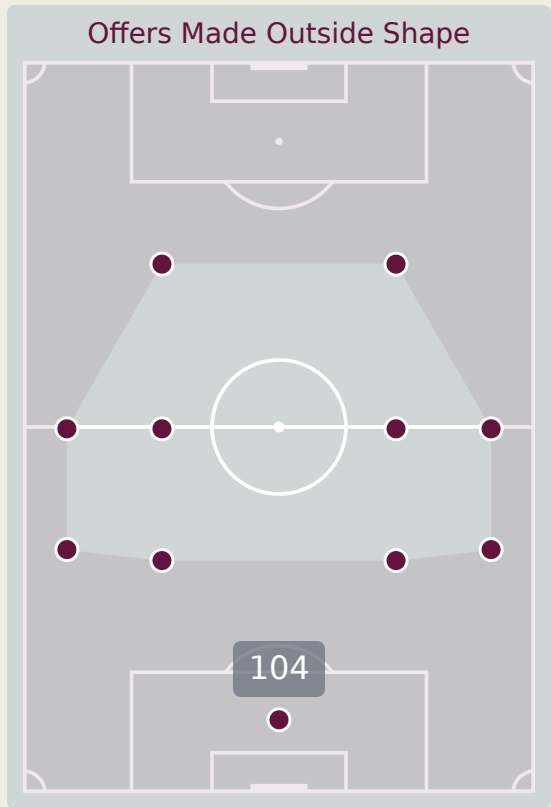
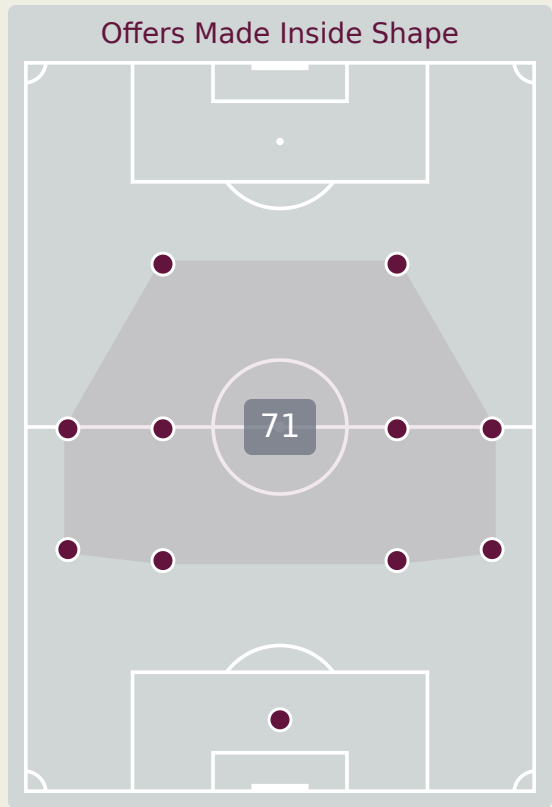
5
Offers Made in Defensive Third



#	Player	Offers Made	Offers Received	% Made & Received
1	JIMENEZ Raul	0	0	0%
2	FORT Hector	27	16	59.3%
3	MUNOZ Dani	51	26	51%
4	MARTIN Jon	23	18	78.3%
5	CUBARSI Pau	4	4	100%
6	PRIM Pau	19	16	84.2%
7	LOPEZ Pablo	56	24	42.9%
9	GUIU Marc	15	5	33.3%
10	HERNANDEZ Juan	33	8	24.2%
18	JUNYENT Quim	74	22	29.7%
19	YANEZ Daniel	34	11	32.4%
8	MARTIN Roberto	9	3	33.3%
11	HUESTAMENDIA Peio	5	2	40%
12	OYONO Igor	9	0	0%
14	MERINO Izan	3	3	100%
16	BERNAL Marc	7	3	42.9%



Offering to Receive

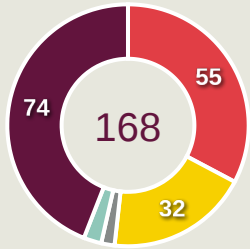


#	Player	Offers Made	Offers Received	% Made & Received
1	ABRAHAM Nathaniel	3	2	66.7%
2	RIGOPOULOS Theo	26	9	34.6%
3	DE MONTIGNY Gael	13	7	53.8%
4	BIELLO Alessandro	8	1	12.5%
5	OMEZE Chimere	16	5	31.2%
6	STEFANOVIC Lazar	3	2	66.7%
7	TAHID Taryck	15	2	13.3%
8	BADWAL Jeevan	26	14	53.8%
9	KLUKOWSKI Antoni	8	2	25%
11	TAVERNIER Kevaughn	11	1	9.1%
13	CHUKWU Richard	10	2	20%
10	IGBINOBARO Philip	11	2	18.2%
12	FONG Aidan	12	4	33.3%
15	FUNG Victor	2	0	0%
19	POP Erik	3	1	33.3%
20	AKLIL Lino	8	3	37.5%

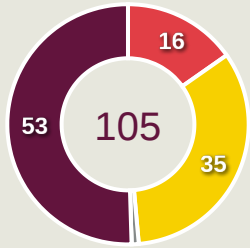
Movement to Receive

Movement Types by Phase

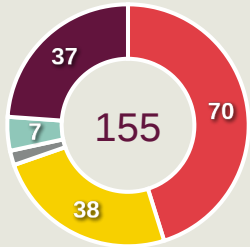
Final Third Phase



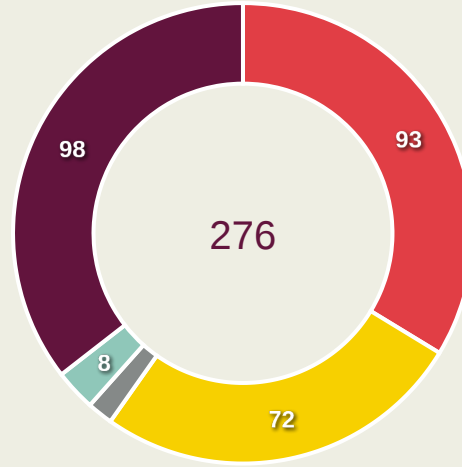
Progression Phase



Build Up Phase



All Movement Types

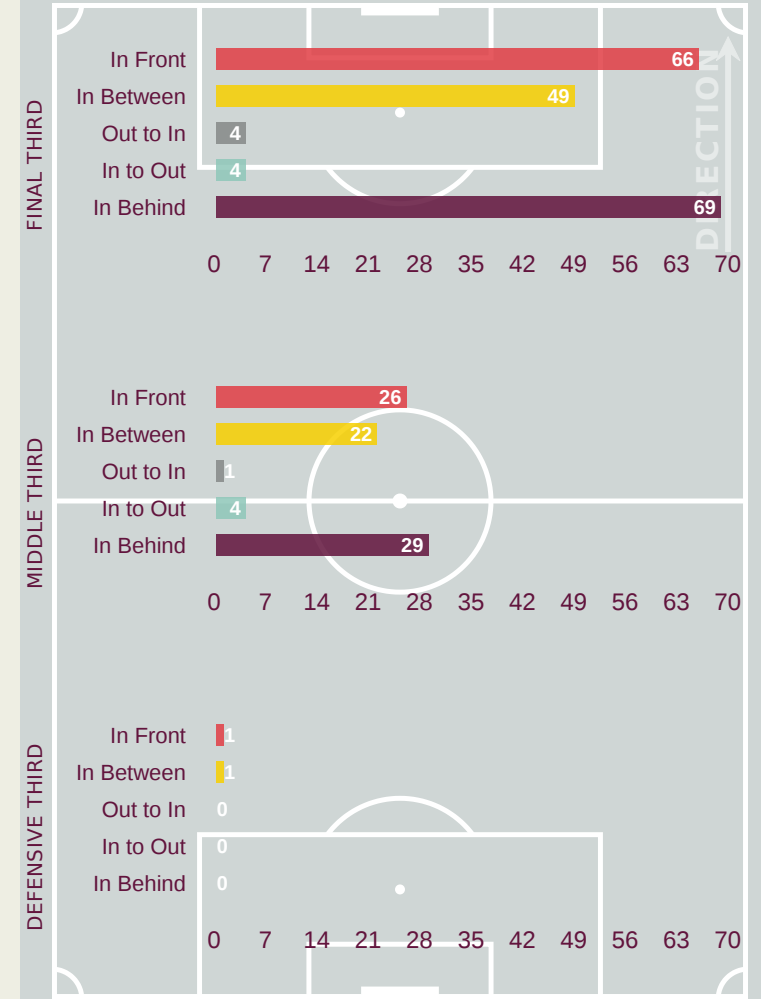


- In Front
- In Between
- Out to In
- In to Out
- In Behind

Top Ranked Players

Type	Player	Movements
In Front	18 JUNYENT Quim	23
In Between	18 JUNYENT Quim	37
Out to In	7 LOPEZ Pablo	3
In to Out	18 JUNYENT Quim	2
In Behind	3 MUNOZ Dani	21

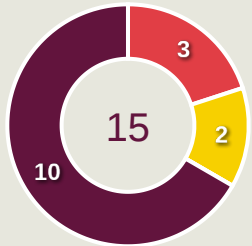
Movement Types Pitch Third



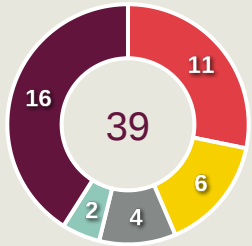
Movement to Receive

Movement Types by Phase

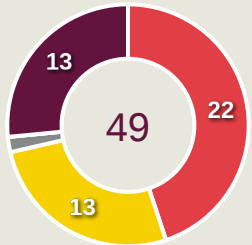
Final Third Phase



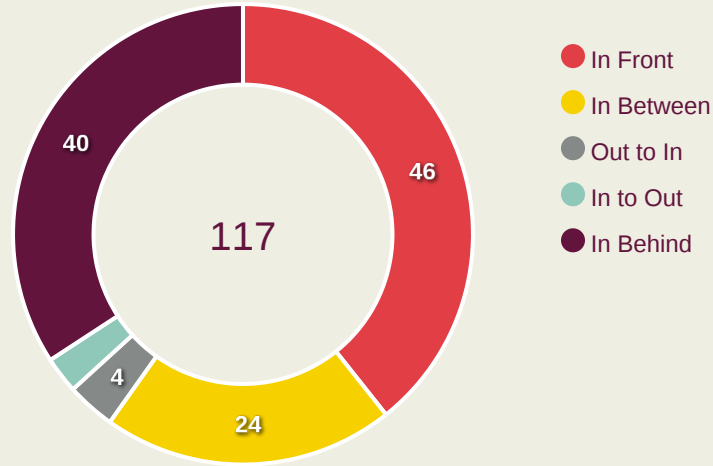
Progression Phase



Build Up Phase



All Movement Types

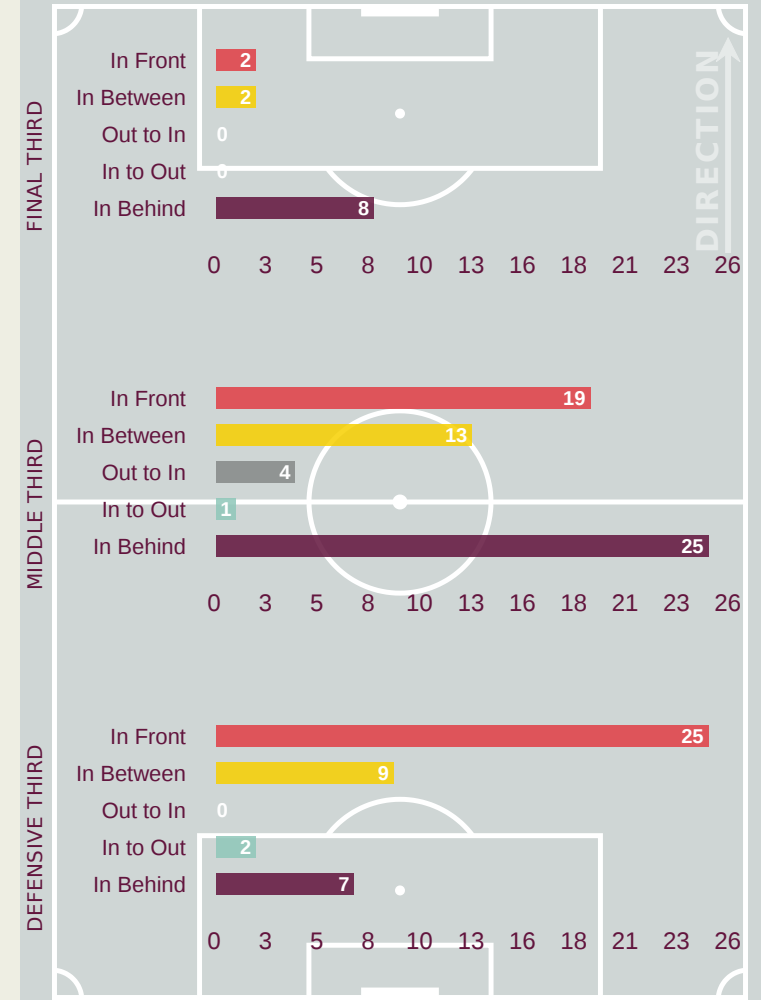


- In Front
- In Between
- Out to In
- In to Out
- In Behind

Top Ranked Players

Type	Player	Movements
In Front	8 BADWAL Jeevan	16
In Between	7 TAHID Taryck	7
Out to In	12 FONG Aidan	2
In to Out	3 DE MONTIGNY Gael	1
In Behind	9 KLUKOWSKI Antoni	7

Movement Types Pitch Third



OUT OF POSSESSION



U-17 WORLD CUP
INDONESIA 2023



Spain v Canada



Defensive Actions

40

Forced Turnovers

23

Possession Regained

9

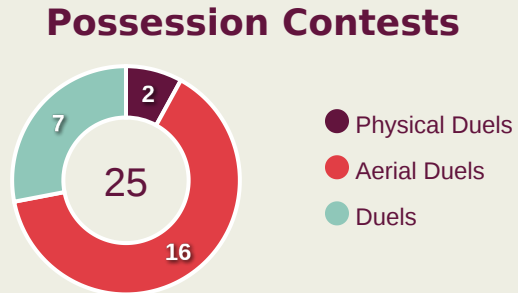
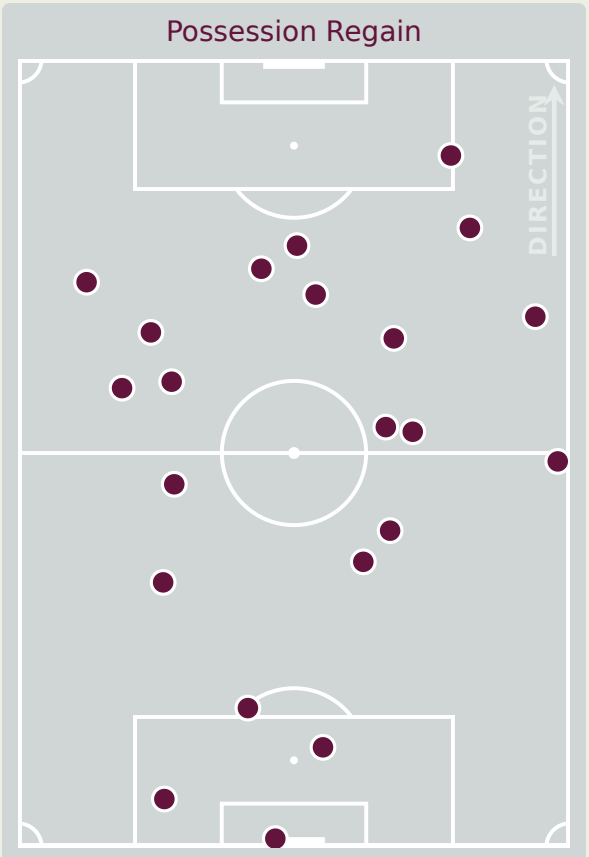
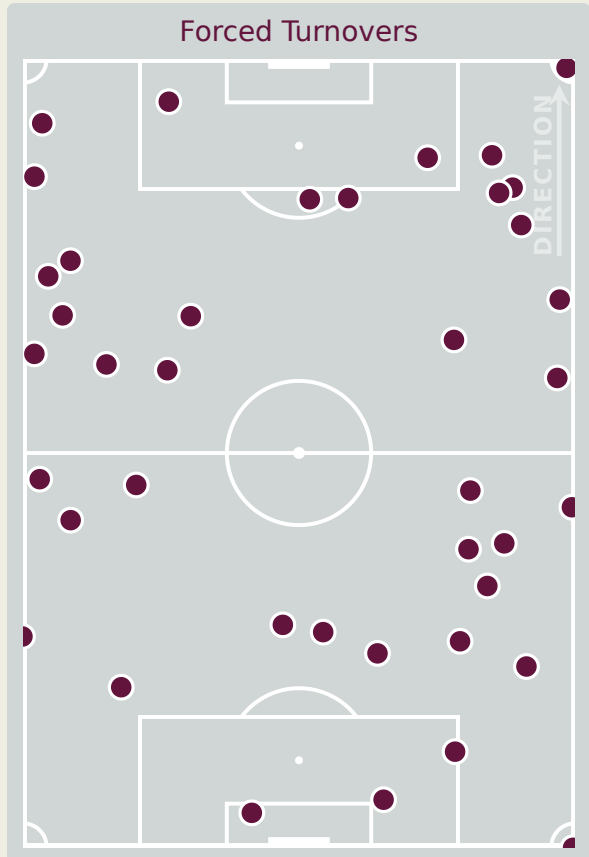
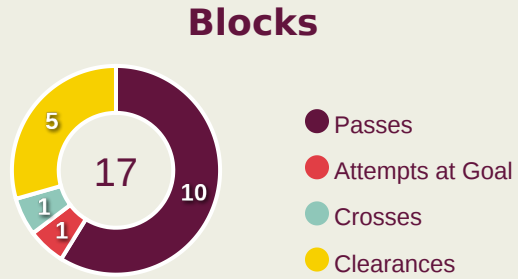
Interceptions

28

Tackles

10.75

Possession Actions / Defensive Action



Most Possession Regains

6

MUNOZ Dani
LEFT BACK

#	Player	Total Possession Regains
1	JIMENEZ Raul	2
2	FORT Hector	3
3	MUNOZ Dani	6
4	MARTIN Jon	0
5	CUBARSI Pau	2
6	PRIM Pau	5
7	LOPEZ Pablo	2
9	GUIU Marc	1
10	HERNANDEZ Juan	0
18	JUNYENT Quim	0
19	YANEZ Daniel	0
8	MARTIN Roberto	1
11	HUESTAMENDIA Peio	0
12	OYONO Igor	0
14	MERINO Izan	0
16	BERNAL Marc	1

Canada



Defensive Actions

52

Forced Turnovers

28

Possession Regained

5

Interceptions

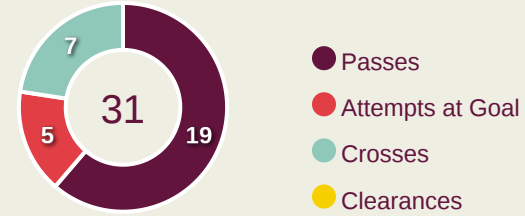
27

Tackles

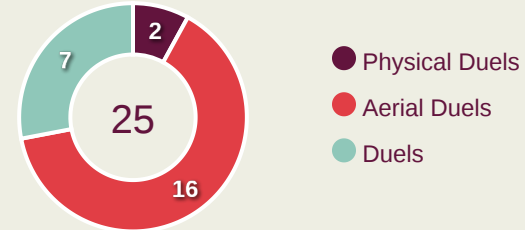
1.57

Possession Actions / Defensive Action

Blocks



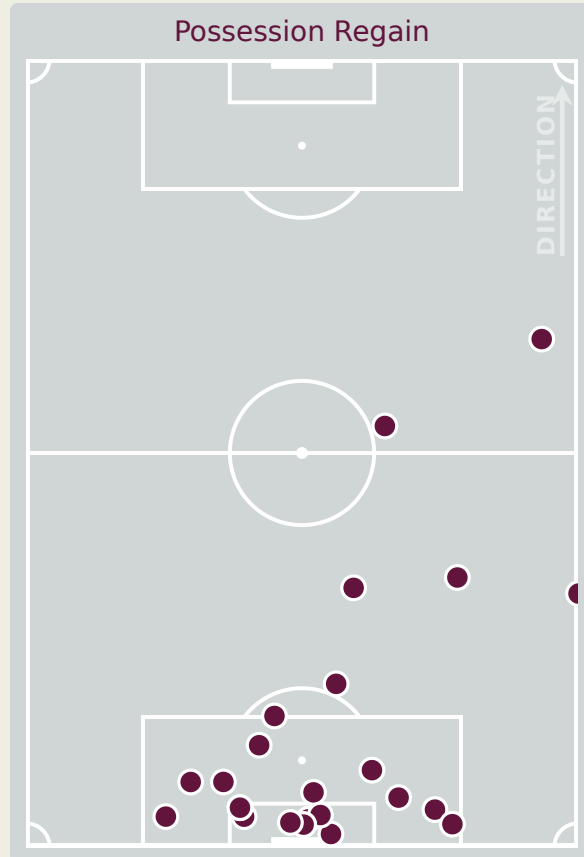
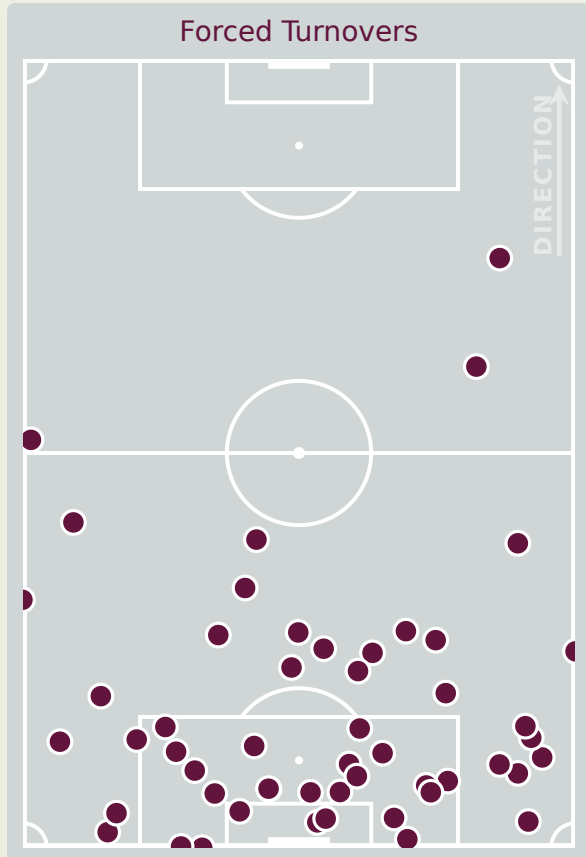
Possession Contests



Most Possession Regains

9

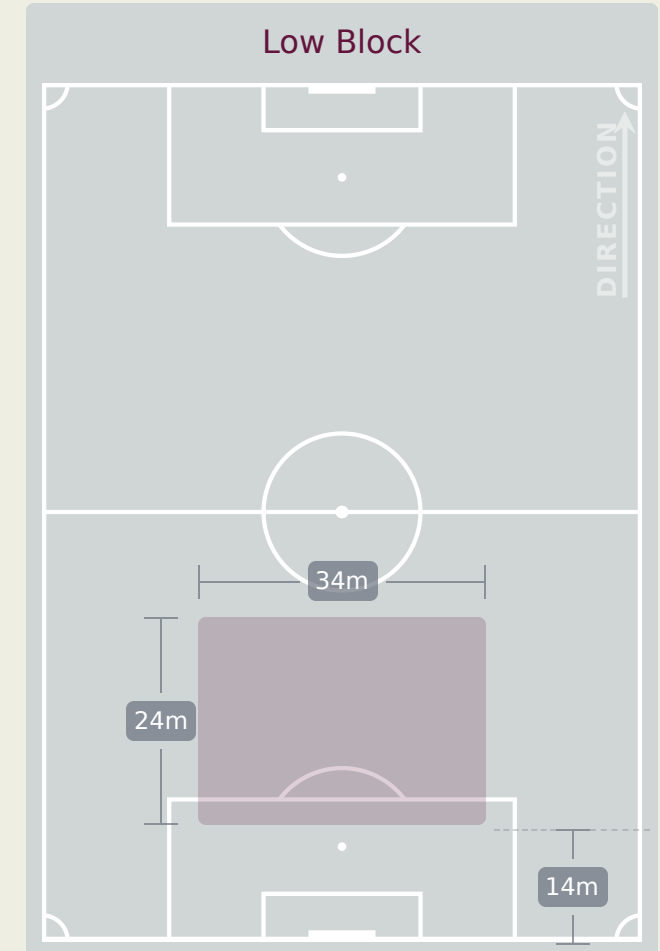
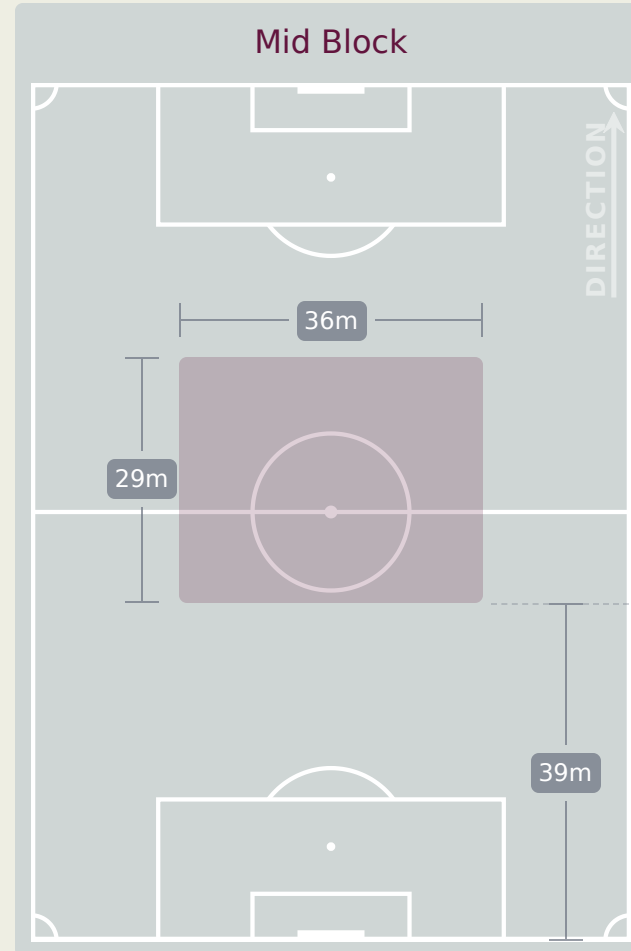
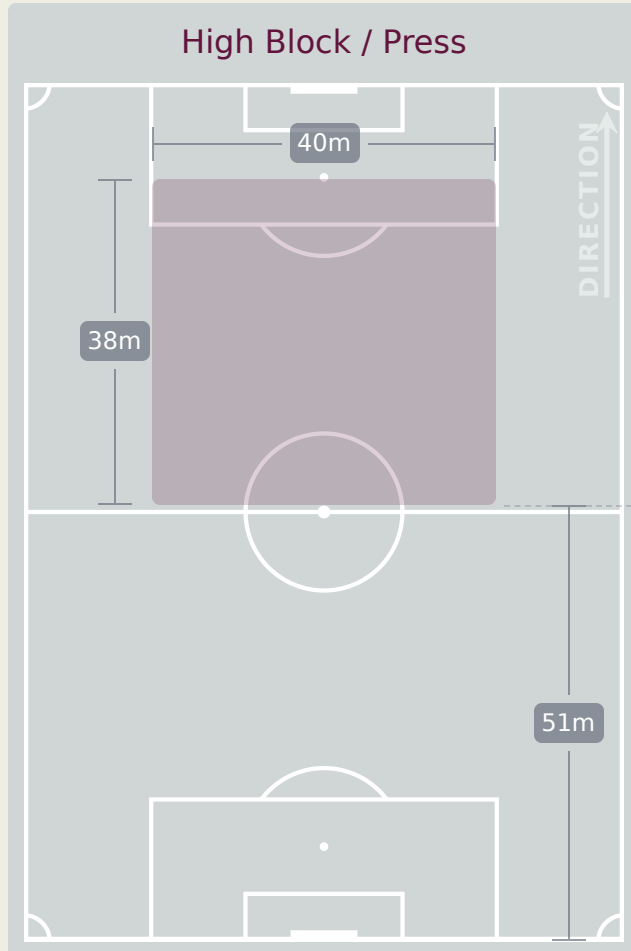
ABRAHAM Nathaniel
GOALKEEPER



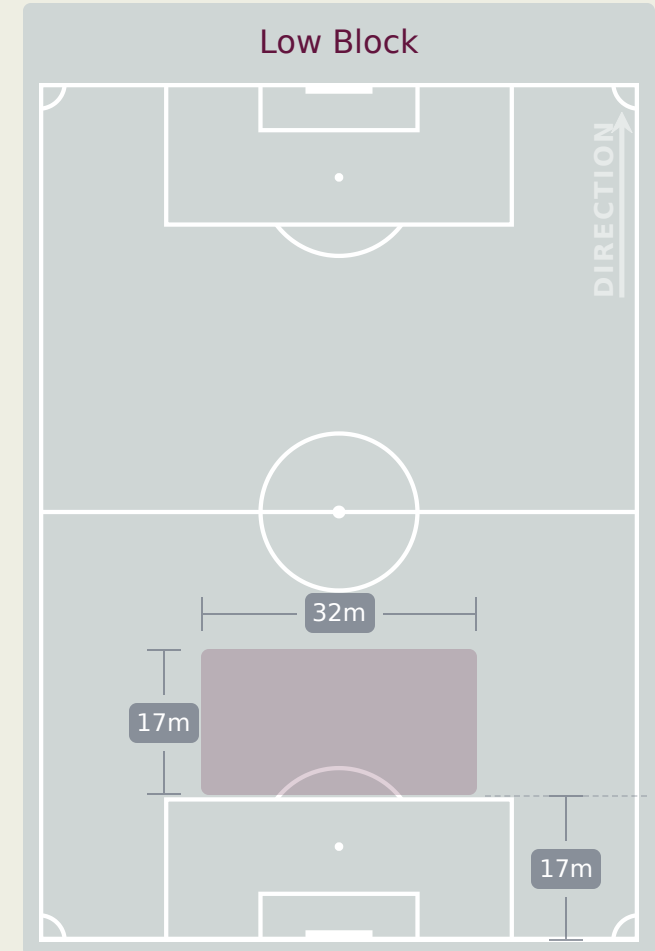
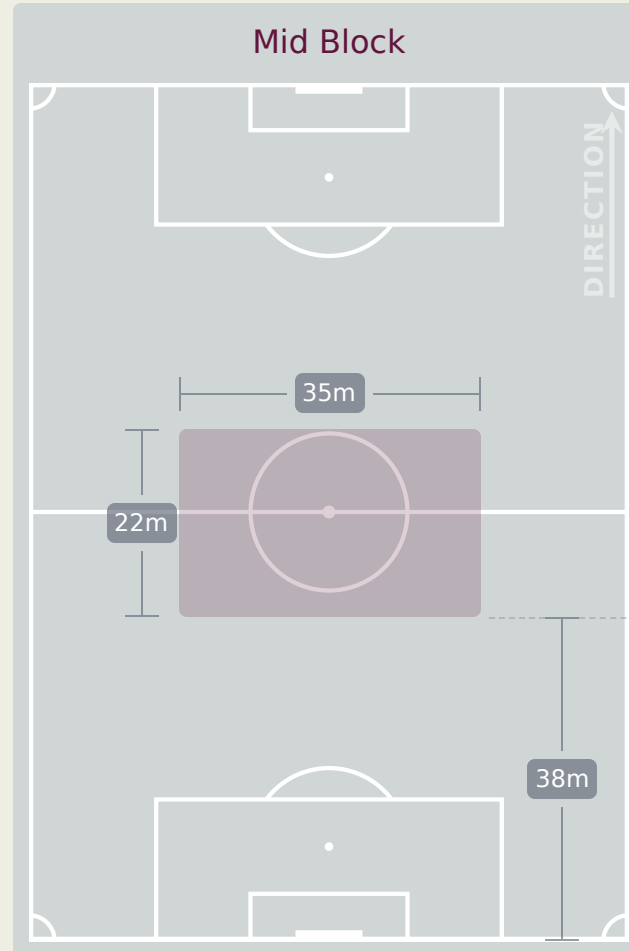
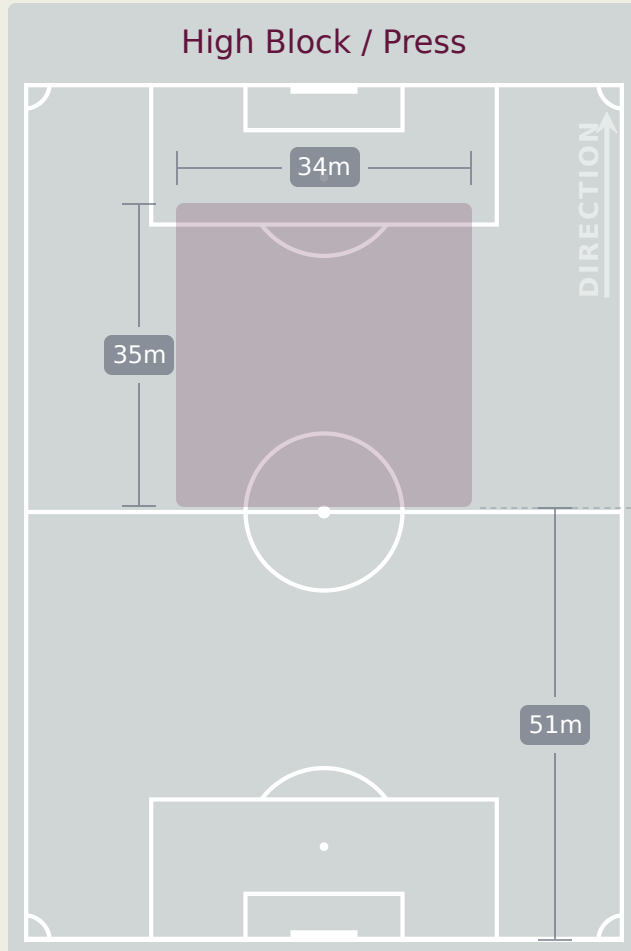
#	Player	Total Possession Regains
1	ABRAHAM Nathaniel	9
2	RIGOPOULOS Theo	3
3	DE MONTIGNY Gael	0
4	BIELLO Alessandro	0
5	OMEZE Chimere	7
6	STEFANOVIC Lazar	2
7	TAHID Taryck	1
8	BADWAL Jeevan	2
9	KLUKOWSKI Antoni	0
11	TAVERNIER Kevaughn	0
13	CHUKWU Richard	1
10	IGBINOBARO Philip	2
12	FONG Aidan	0
15	FUNG Victor	0
19	POP Erik	0
20	AKLIL Lino	1

Defensive Line Height & Team Length


Spain



Defensive Line Height & Team Length



Defensive Pressure



145	Total Pressures	271
40	Direct Pressures	51
2.25s	Avg Pressure Duration	1.23s
40	Forced Turnovers	52
7.7s	Ball Recovery Time	25.56s
59	Pushing on into Pressing	132
129	Pushing on	247
15	Pressing Direction Inside	26
89	Pressing Direction Outside	198

Most Direct Pressures

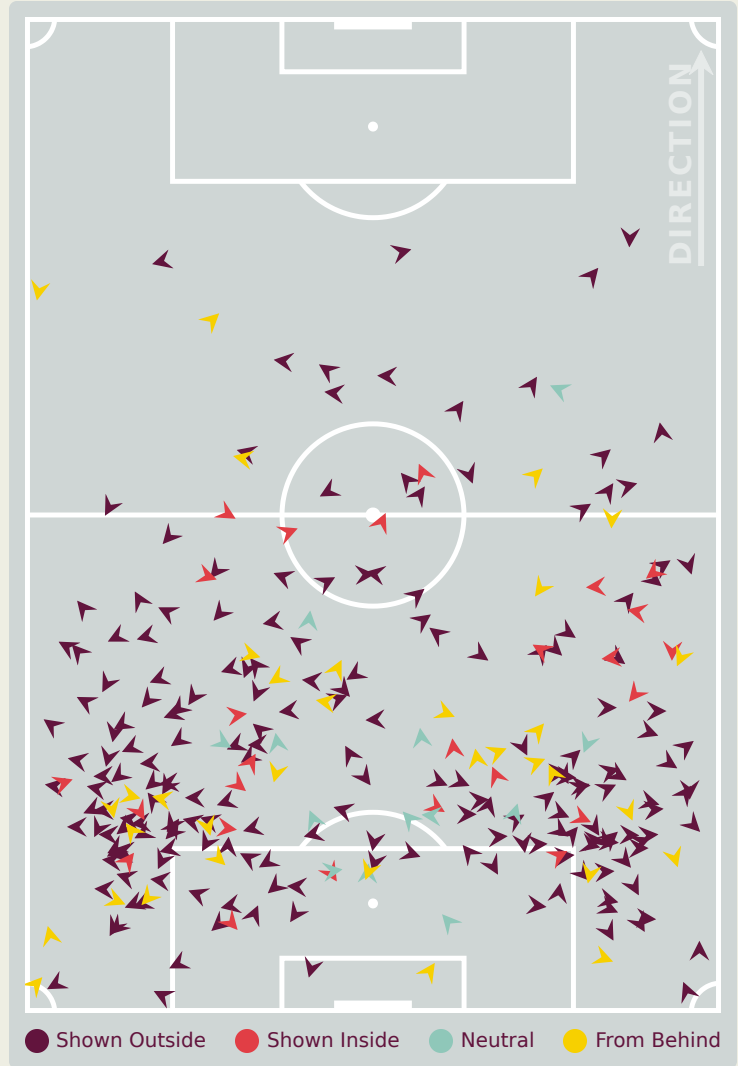
6

MUNOZ Dani
LEFT BACK

Most Direct Pressures

8

CHUKWU Richard
LEFT BACK



GOALKEEPING



Spain v Canada

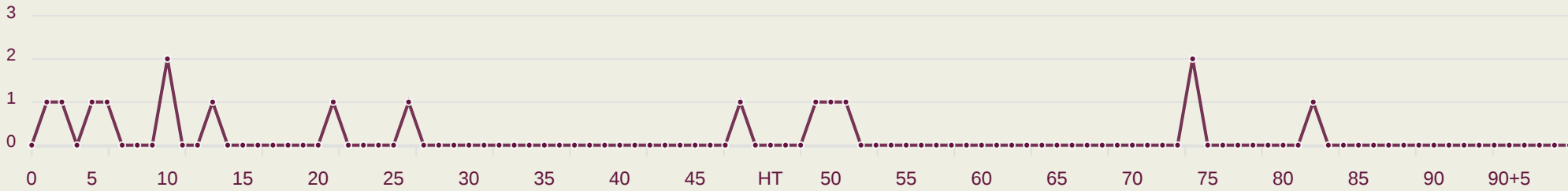


Goalkeeping Involvement



Spain

Spain GK Involvement Timeline



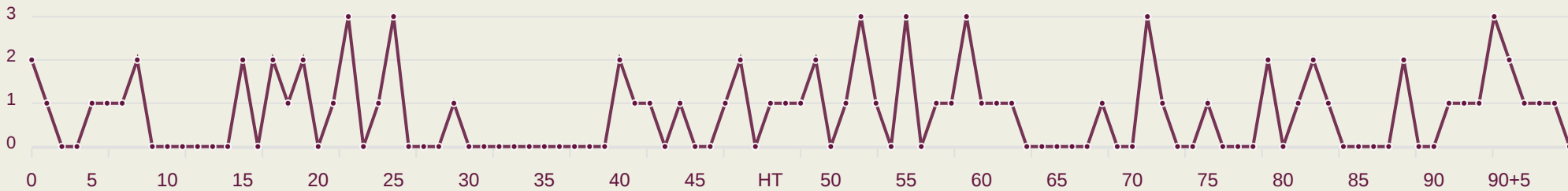
16

Total Involvements



Canada

Canada GK Involvement Timeline



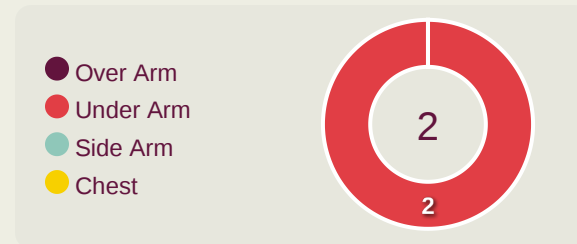
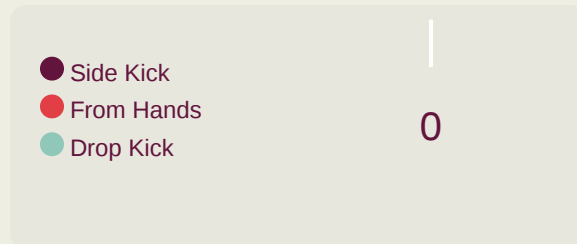
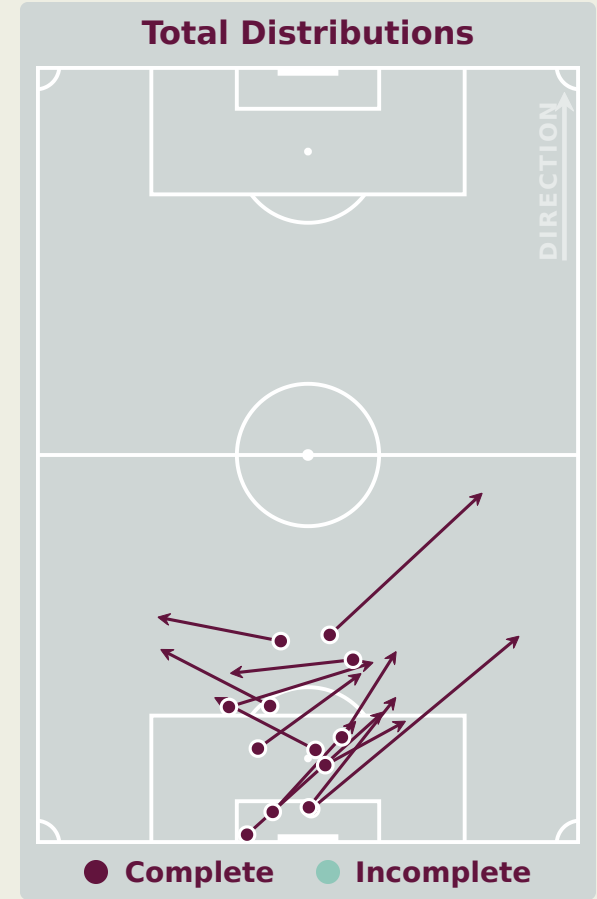
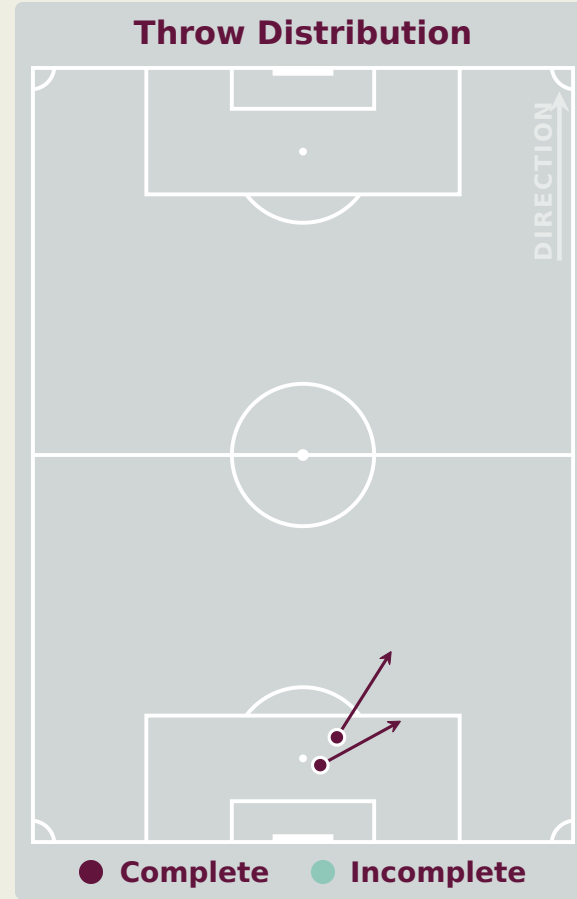
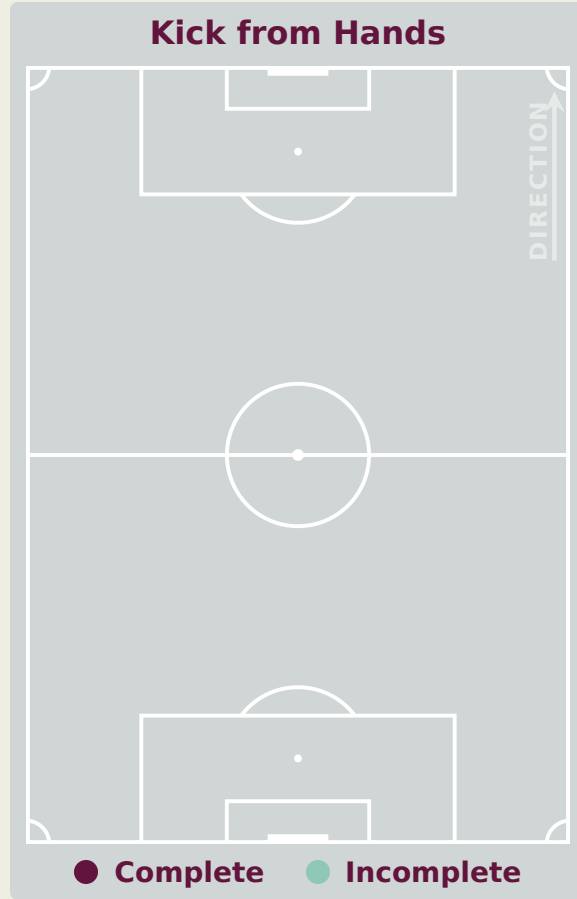
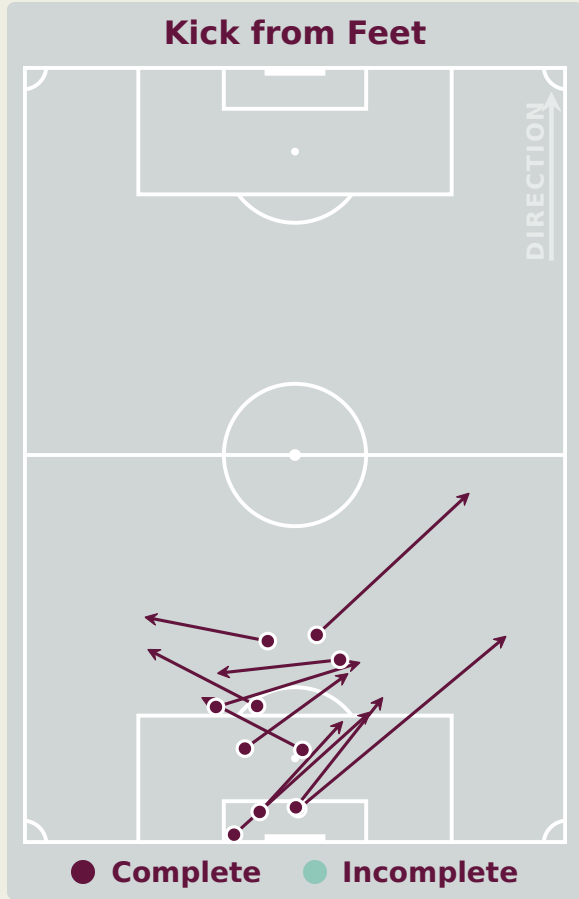
78

Total Involvements


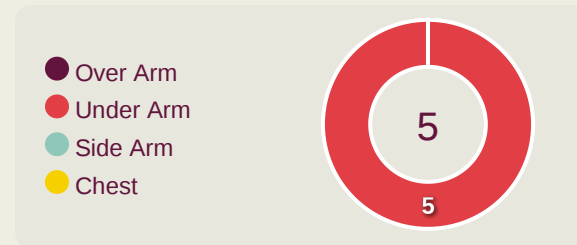
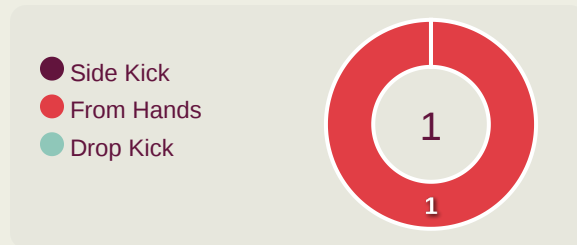
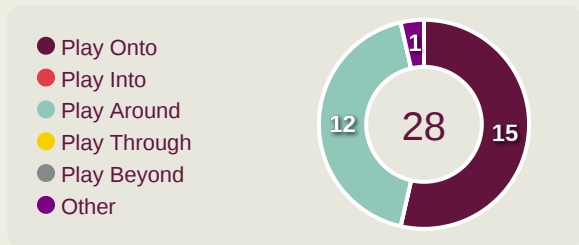
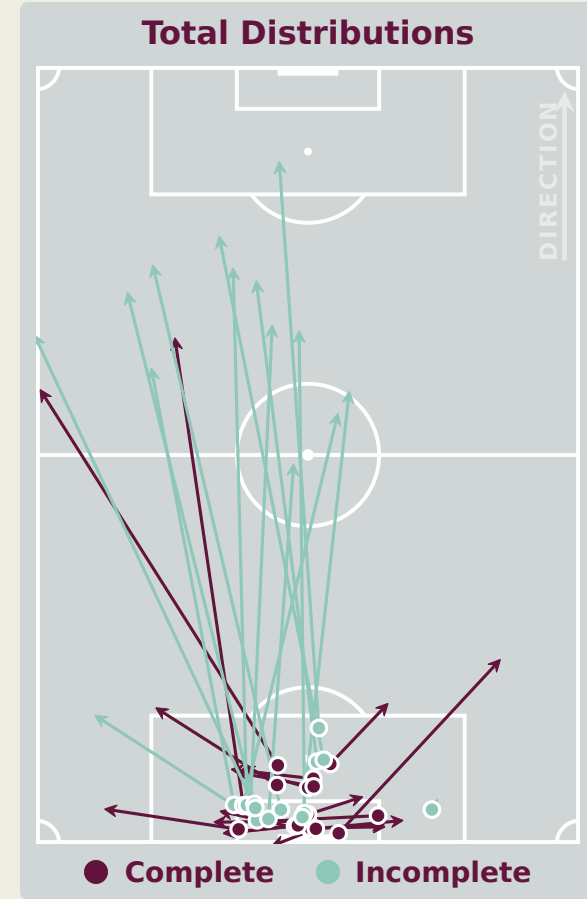
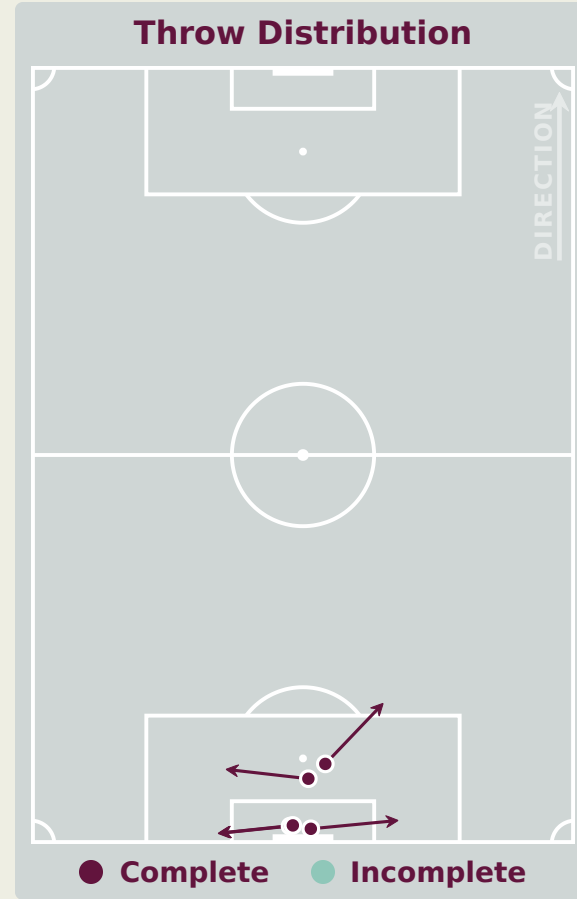
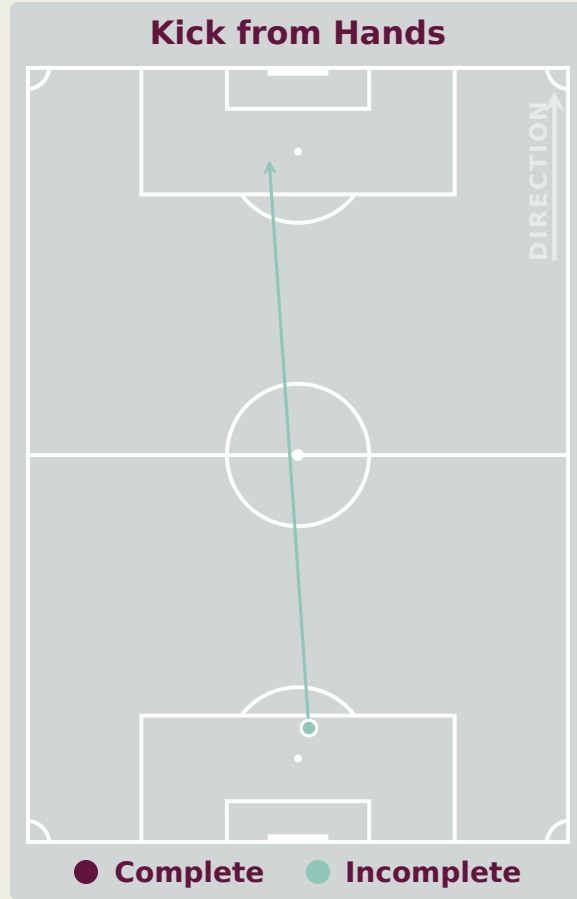
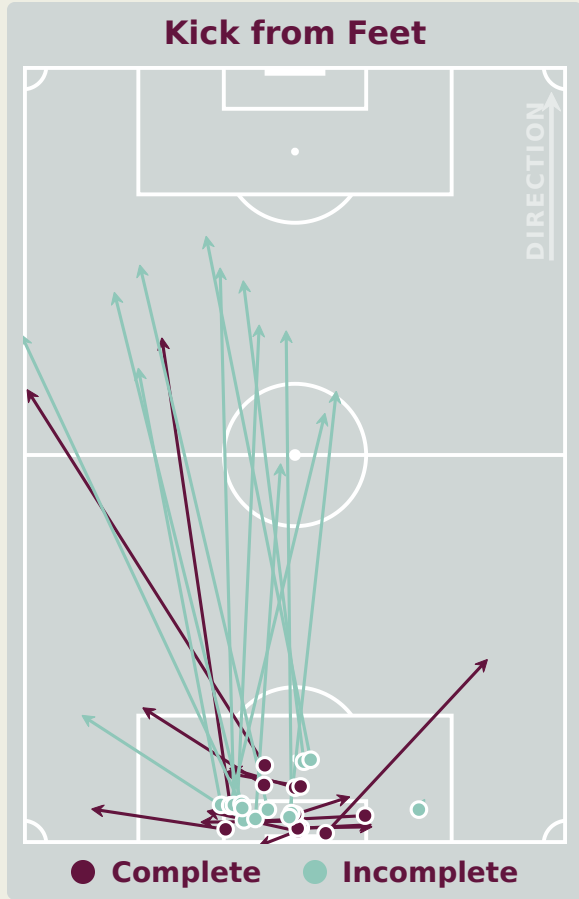
Spain



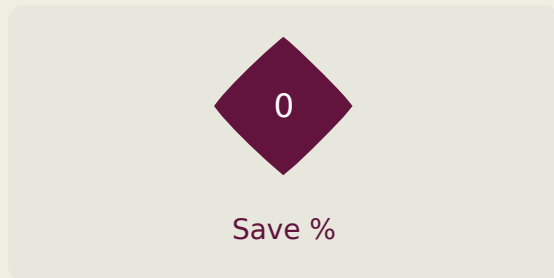
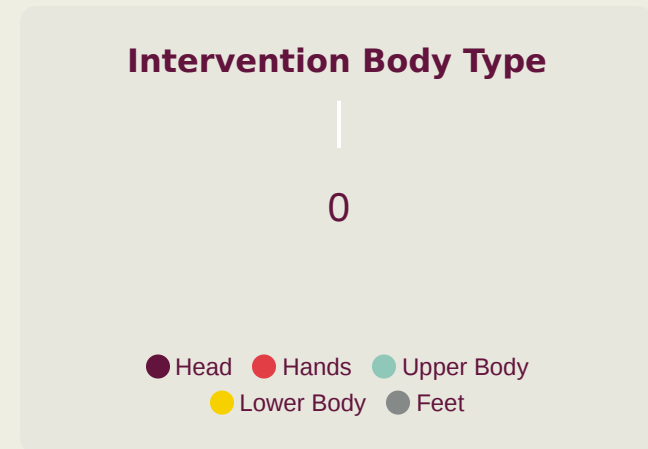
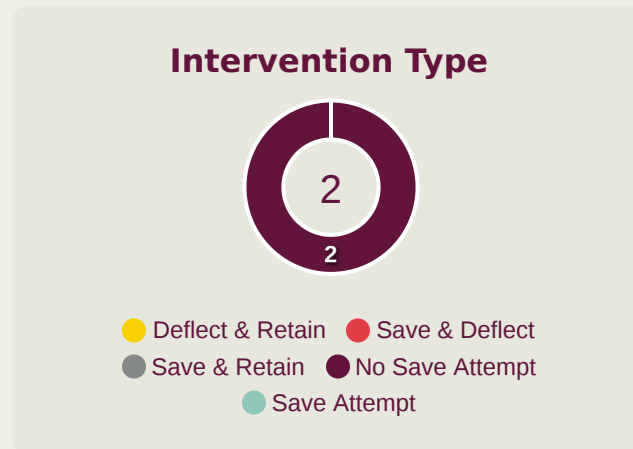
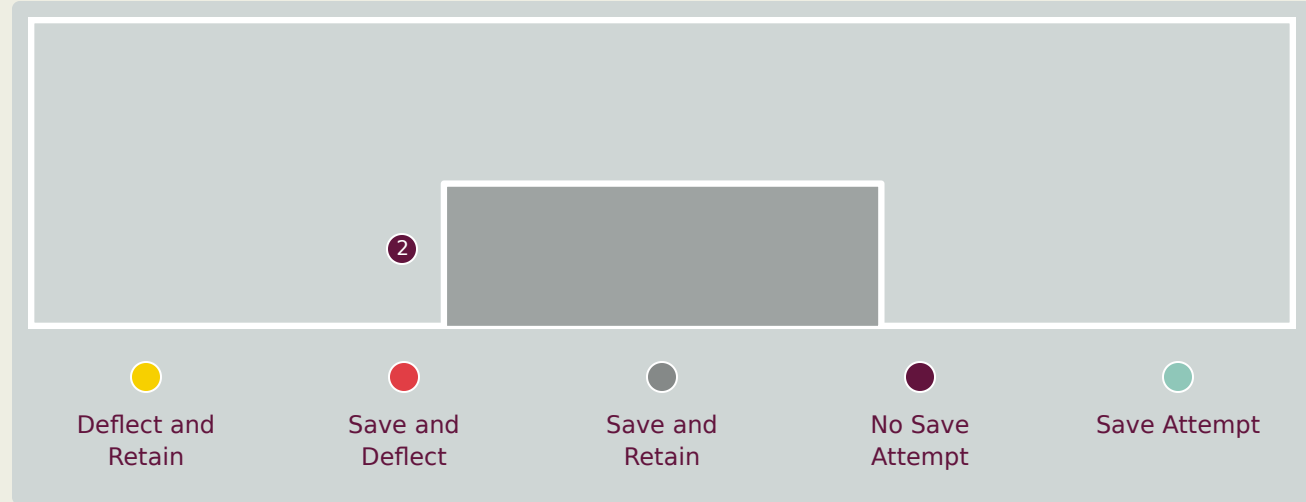
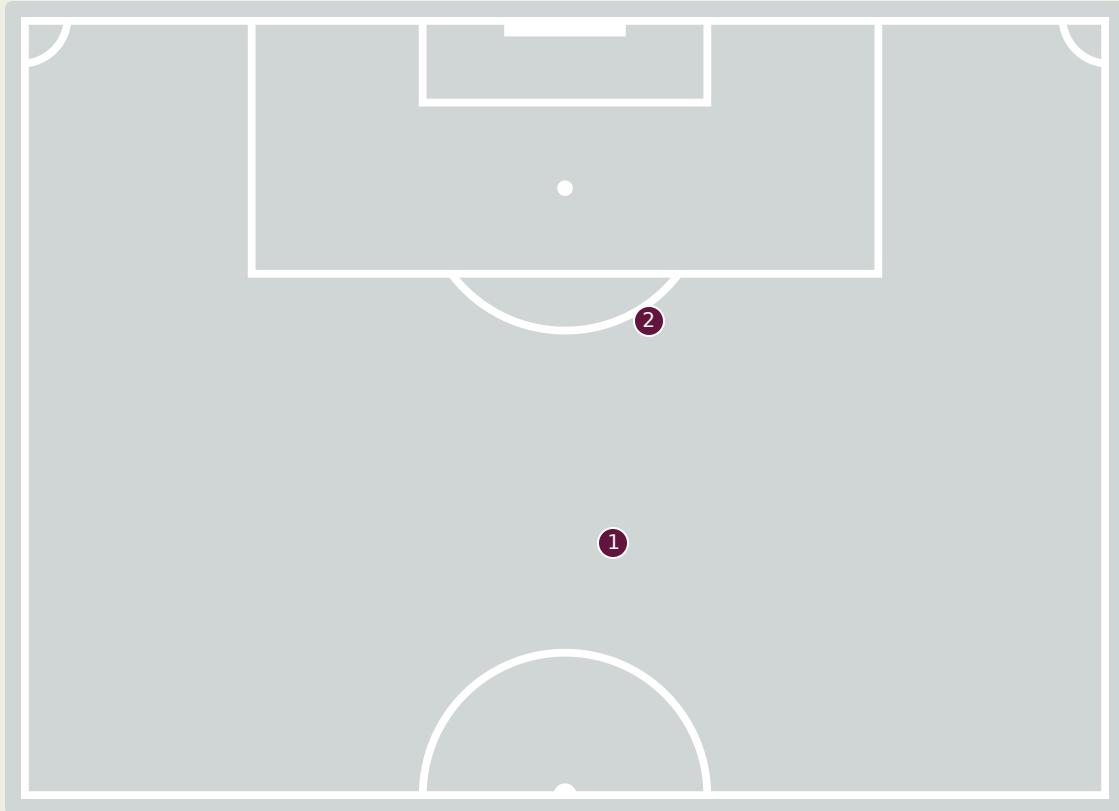
Goalkeeping Distribution



Goalkeeping Distribution

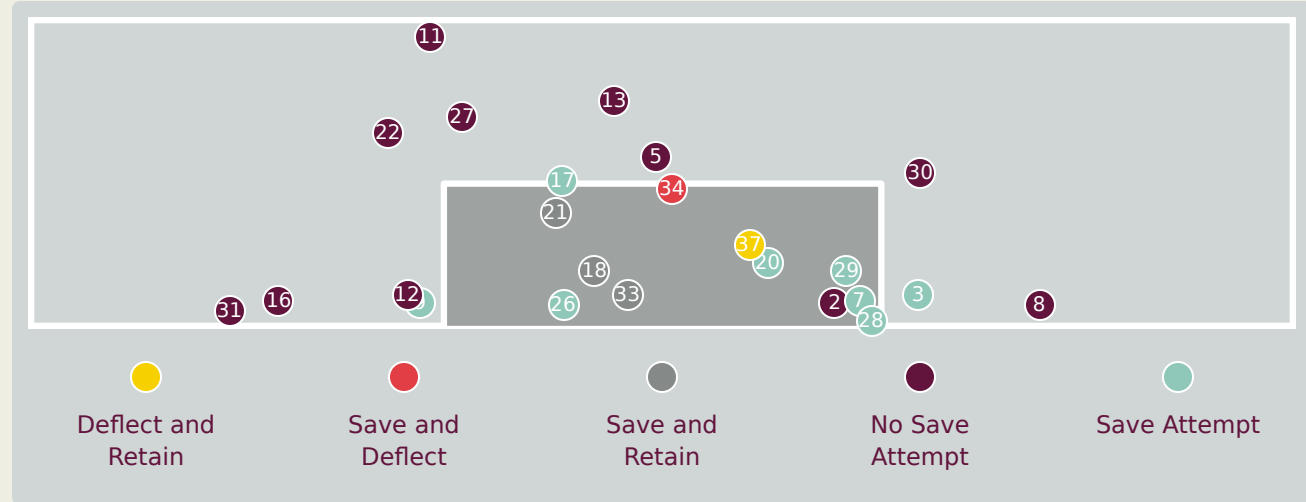
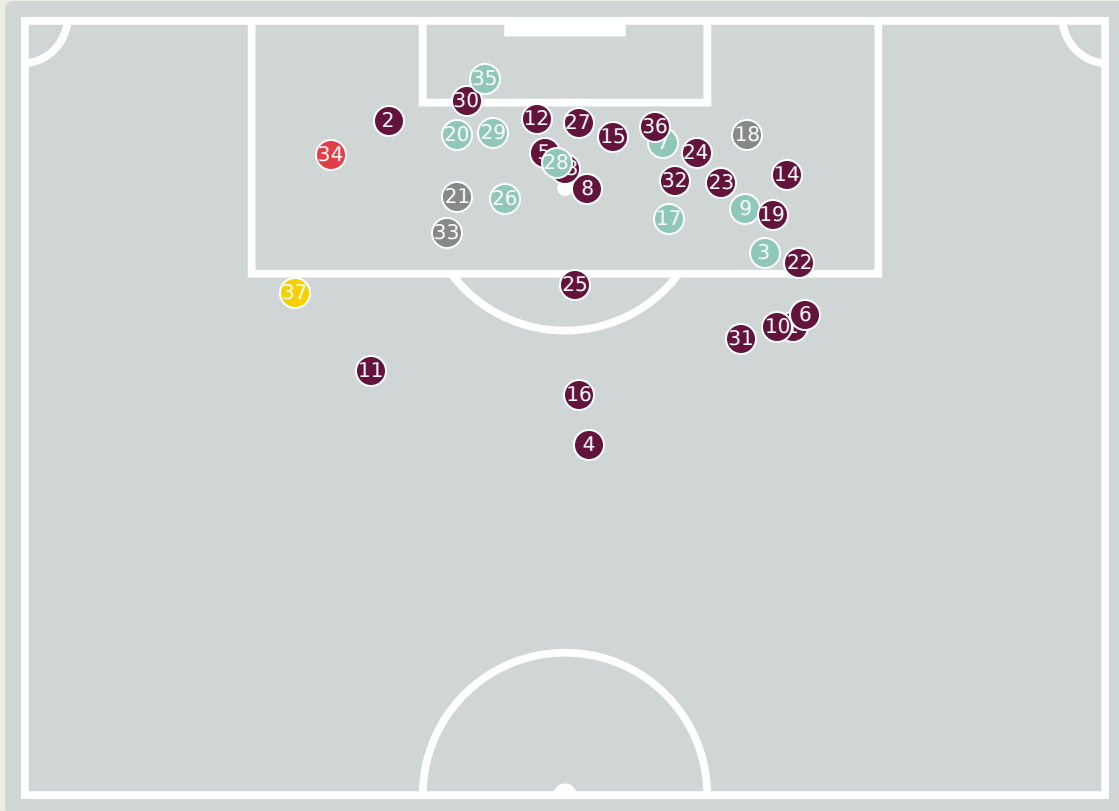


Goal Prevention



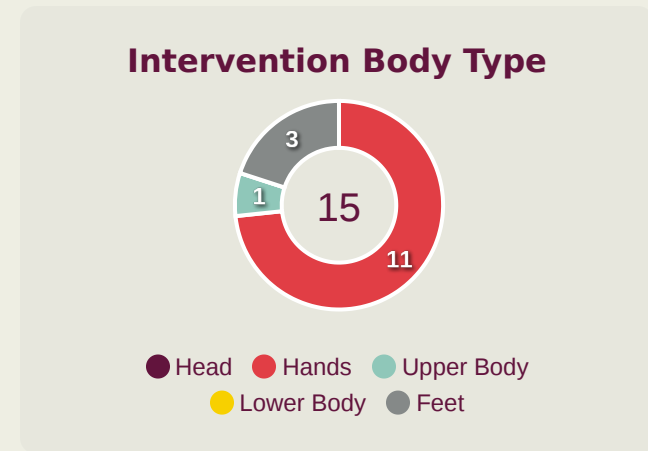
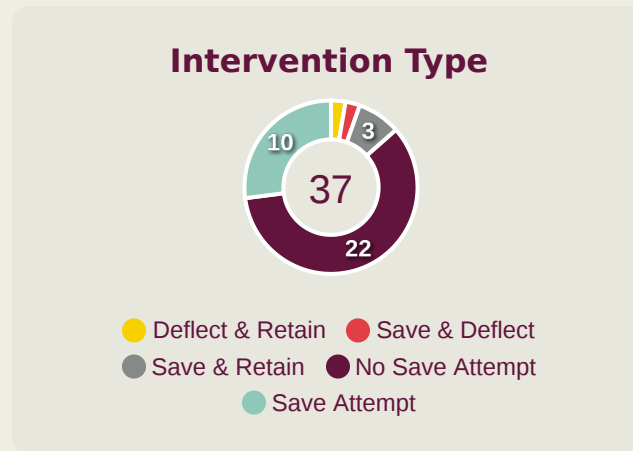
Total Attempts on Goal Faced	Total Goal Interventions	Save & Retain	Deflect & Retain	Save & Deflect	Save Attempt	No Save Attempt
2	0	0	0	0	0	2

Goal Prevention



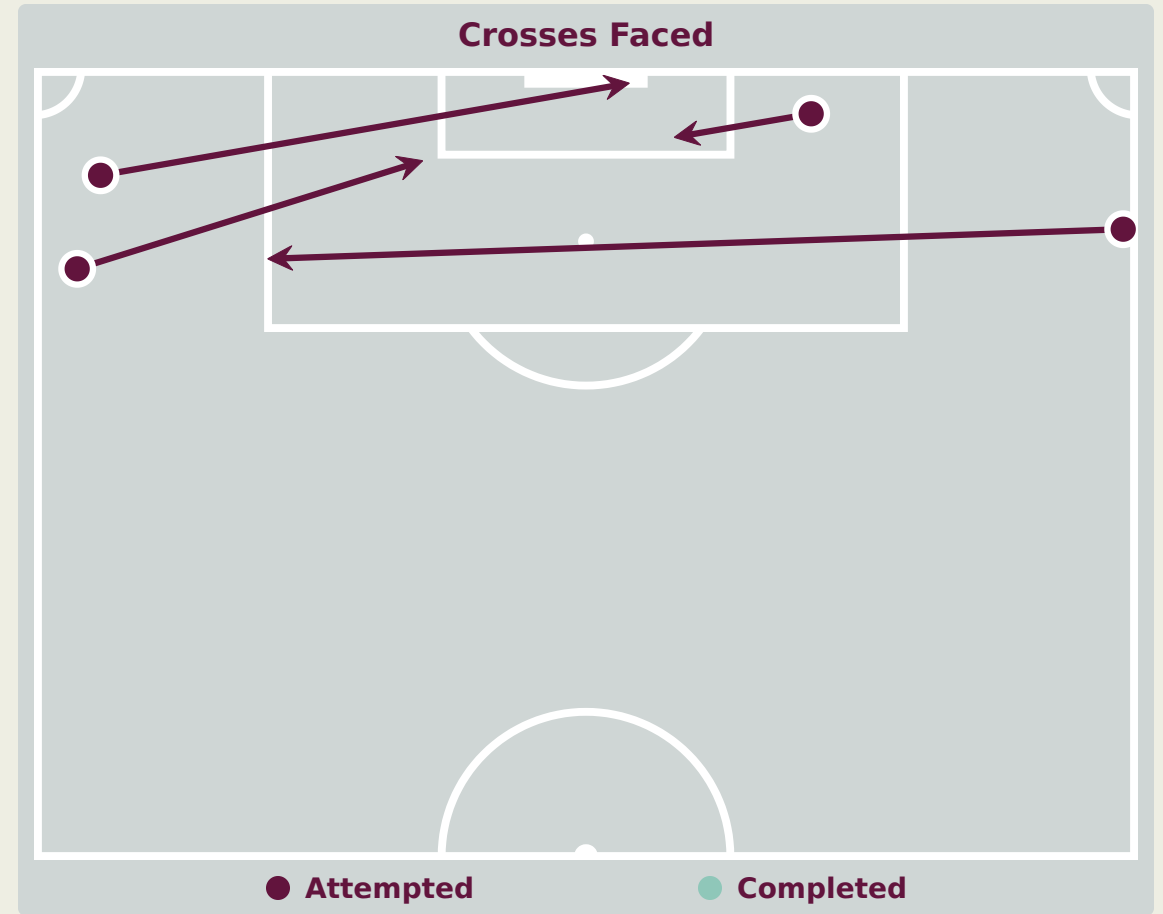
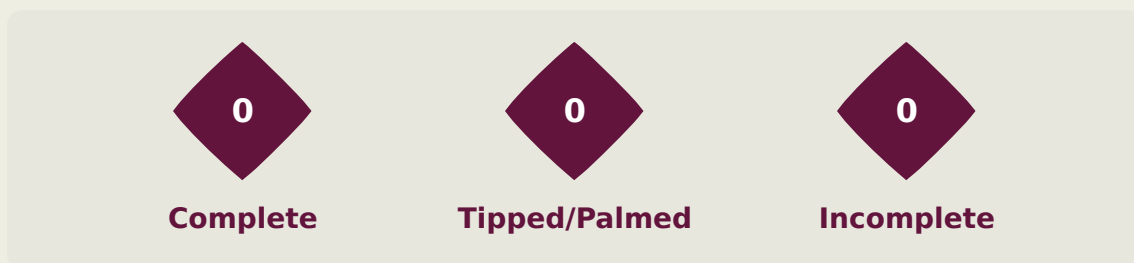
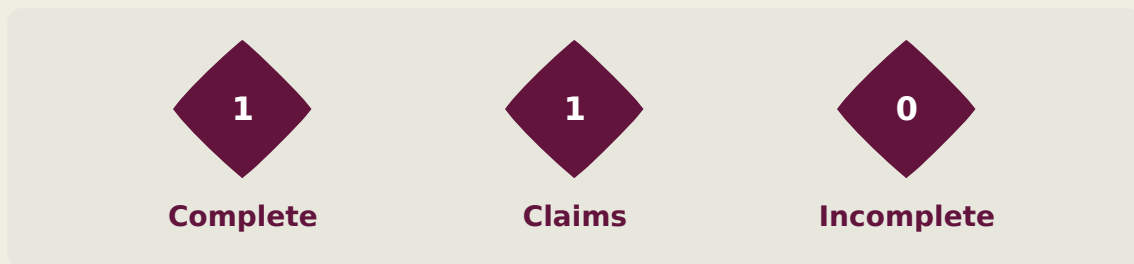
37
Total Attempts on Goal Faced

50
Save %



Total Attempts on Goal Faced	Total Goal Interventions	Save & Retain	Deflect & Retain	Save & Deflect	Save Attempt	No Save Attempt
37	4	3	0	1	10	22

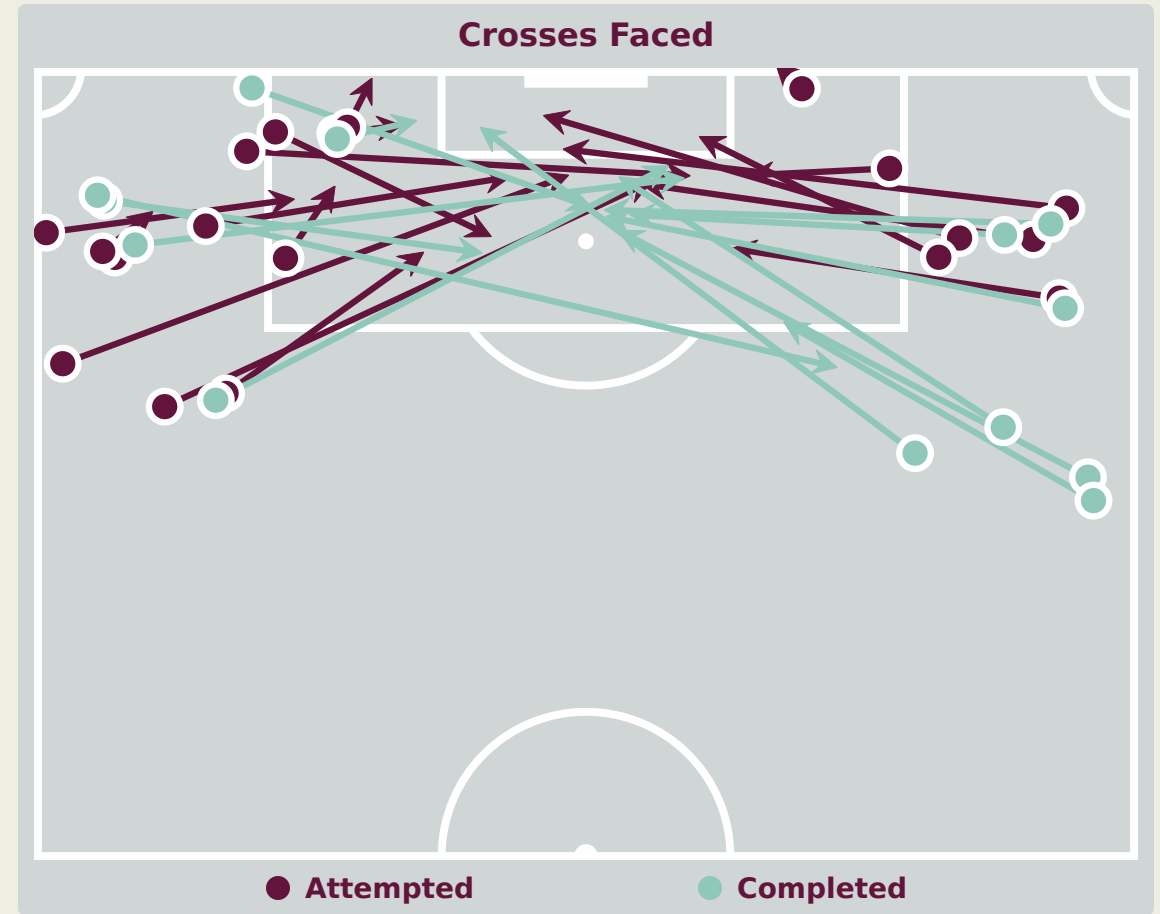
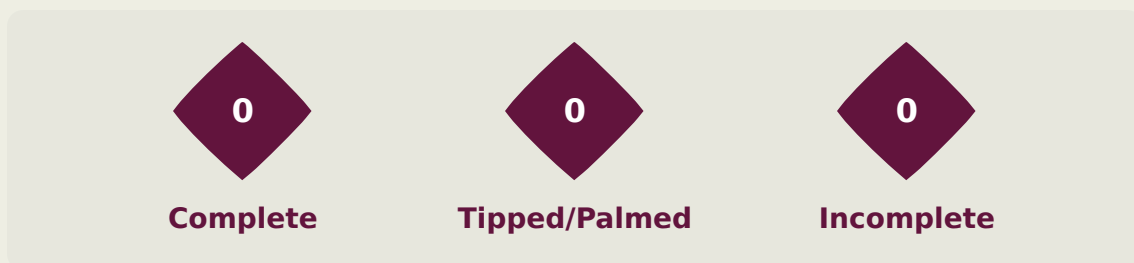
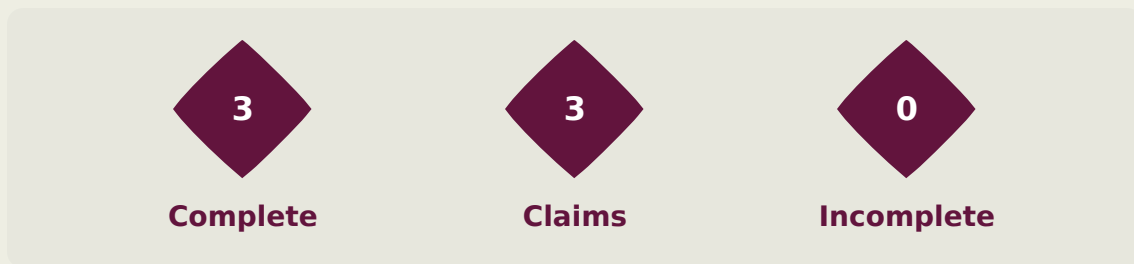
Aerial Control



Delivery Types Faced

Total	In Swing	Out Swing	Driven	Lofted	Cutback	Push
5	1	0	1	1	1	1

Aerial Control



Delivery Types Faced

Total	In Swing	Out Swing	Driven	Lofted	Cutback	Push
40	3	16	3	10	1	7

SET PLAYS



Spain v Canada



Set Plays - Corners



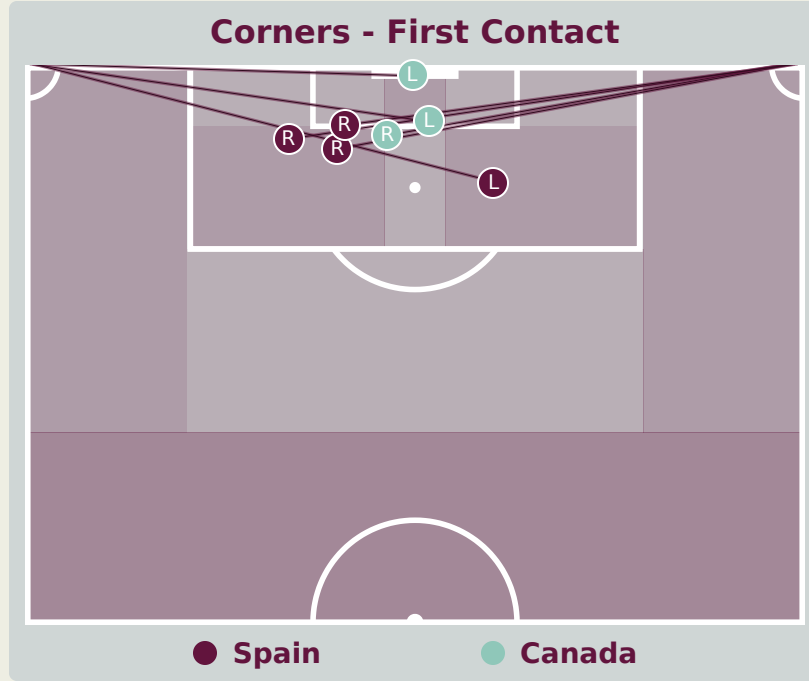
27
Total Set Plays

5
Total Free Kicks

0
Total Penalties

8
Total Corners

14
Total Throw Ins



Delivery Type	From Left Side	From Right Side	Total
Direct to Area	4	4	8
Short	0	0	0
Edge of Penalty Area	0	0	0

Delivery Style	Total
Inswing	3
Outswing	0
Driven	0

Free Kicks	
Type	Total
Direct	5
Direct (on target)	0
Direct (off target)	1
Indirect	0

First Contacts on Spain Crosses

4 By Spain

3 By Canada

Top 5 Player First Contacts		
Player	Team	Total
MARTIN Jon	Spain	4
OMEZE Chimere	Canada	2
ABRAHAM Nathaniel	Canada	1

Canada



Set Plays - Corners

21

Total Set Plays

9

Total Free Kicks

0

Total Penalties

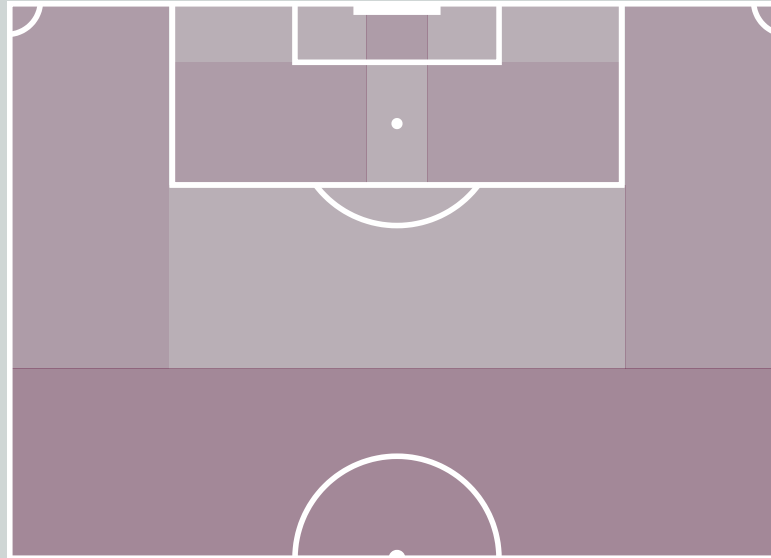
0

Total Corners

12

Total Throw Ins

Corners - First Contact



● Canada

● Spain

Delivery Type	From Left Side	From Right Side	Total
Direct to Area	0	0	0
Short	0	0	0
Edge of Penalty Area	0	0	0

Delivery Style	Total
Inswing	0
Outswing	0
Driven	0

Free Kicks

Type	Total
Direct	9
Direct (on target)	0
Direct (off target)	0
Indirect	0

First Contacts on Canada Crosses

0

By Canada

0

By Spain

Top 5 Player First Contacts

Player	Team	Total
--------	------	-------

INDIVIDUAL DATA IN POSSESSION



Spain v Canada



In Possession - Distributions

Spain



#	Player	Passes Attempted	Passes Completed	Pass Completion %	Switches of Play	Crosses Attempted	Crosses Completed	Line Breaks Attempted	Line Breaks Completed	Line Break Completion %	Ball Progressions	Take Ons	Step Ins	Attempts at Goal	Goals
1	JIMENEZ Raul	13	13	100%	0	0	0	1	1	100%	0	0	0	0	0
2	FORT Hector	81	73	90%	0	10	6	23	18	78%	2	1	1	3	0
3	MUNOZ Dani	95	88	93%	0	6	3	20	17	85%	8	3	5	1	0
4	MARTIN Jon	110	108	98%	0	0	0	19	18	94%	1	0	1	4	0
5	CUBARSI Pau	131	127	97%	0	0	0	33	31	93%	0	0	0	1	0
6	PRIM Pau	74	66	89%	0	3	1	14	12	85%	0	0	0	2	0
7	LOPEZ Pablo	48	44	92%	0	18	6	6	3	50%	2	0	2	2	0
9	GUIU Marc	14	9	64%	0	0	0	5	3	60%	1	1	0	7	1
10	HERNANDEZ Juan	40	34	85%	0	0	0	4	3	75%	0	0	0	3	0
18	JUNYENT Quim	45	41	91%	0	0	0	7	7	100%	2	1	1	2	1
19	YANEZ Daniel	31	28	90%	0	0	0	8	7	87%	2	1	1	6	0
8	MARTIN Roberto	12	11	92%	0	0	0	1	1	100%	0	0	0	3	0
11	HUESTAMENDIA Peio	9	8	89%	0	2	1	2	1	50%	2	2	0	0	0
12	OYONO Igor	2	2	100%	0	0	0	0	0	0%	0	0	0	1	0
14	MERINO Izan	18	18	100%	0	0	0	2	2	100%	0	0	0	0	0
16	BERNAL Marc	8	7	88%	0	1	0	2	1	50%	0	0	0	2	0

In Possession - Offers & Receptions



			Offer movement types						
#	Player	Total Offers	In Front	In Between	Out to In	In to Out	In Behind	No Movement	Offers Received
1	JIMENEZ Raul	0	0	0	0	0	0	0	0
2	FORT Hector	27	8	2	1	0	7	9	16
3	MUNOZ Dani	51	8	3	0	0	21	19	26
4	MARTIN Jon	23	2	0	0	0	0	21	18
5	CUBARSI Pau	4	0	0	0	0	0	4	4
6	PRIM Pau	19	9	1	0	0	0	9	16
7	LOPEZ Pablo	56	13	2	3	1	18	19	24
9	GUIU Marc	15	2	4	0	0	8	1	5
10	HERNANDEZ Juan	33	9	13	0	1	8	2	8
18	JUNYENT Quim	74	23	37	0	2	12	0	22
19	YANEZ Daniel	34	9	5	0	1	11	8	11
8	MARTIN Roberto	9	5	1	0	1	2	0	3
11	HUESTAMENDIA Peio	5	1	1	0	0	3	0	2
12	OYONO Igor	9	1	2	1	1	4	0	0
14	MERINO Izan	3	2	0	0	0	0	1	3
16	BERNAL Marc	7	1	1	0	1	4	0	3

Canada



In Possession - Distributions

#	Player	Passes Attempted	Passes Completed	Pass Completion %	Switches of Play	Crosses Attempted	Crosses Completed	Line Breaks Attempted	Line Breaks Completed	Line Break Completion %	Ball Progressions	Take Ons	Step Ins	Attempts at Goal	Goals
1	ABRAHAM Nathaniel	34	19	56%	0	0	0	11	1	9%	0	0	0	0	0
2	RIGOPOULOS Theo	19	13	68%	0	1	0	6	4	66%	1	0	1	0	0
3	DE MONTIGNY Gael	21	11	52%	0	1	0	5	1	20%	0	0	0	0	0
4	BIELLO Alessandro	7	6	86%	0	0	0	2	1	50%	0	0	0	0	0
5	OMEZE Chimere	35	29	83%	0	0	0	9	4	44%	1	0	1	1	0
6	STEFANOVIC Lazar	34	27	79%	0	0	0	5	2	40%	0	0	0	0	0
7	TAHID Taryck	7	6	86%	0	1	0	2	2	100%	1	0	1	1	0
8	BADWAL Jeevan	30	26	87%	0	1	0	10	7	70%	2	0	2	0	0
9	KLUKOWSKI Antoni	6	4	67%	0	0	0	1	0	0%	0	0	0	0	0
11	TAVERNIER Kevaughn	4	0	0%	0	0	0	1	0	0%	1	1	0	0	0
13	CHUKWU Richard	11	7	64%	0	0	0	8	4	50%	0	0	0	0	0
10	IGBINOBARO Philip	4	4	100%	0	0	0	2	2	100%	3	2	1	0	0
12	FONG Aidan	8	5	62%	0	0	0	1	1	100%	1	1	0	0	0
15	FUNG Victor	3	2	67%	0	0	0	2	1	50%	0	0	0	0	0
19	POP Erik	5	4	80%	0	0	0	0	0	0%	0	0	0	0	0
20	AKLIL Lino	5	2	40%	0	1	0	2	0	0%	0	0	0	0	0



In Possession - Offers & Receptions

			Offer movement types						
#	Player	Total Offers	In Front	In Between	Out to In	In to Out	In Behind	No Movement	Offers Received
1	ABRAHAM Nathaniel	3	0	0	0	0	0	3	2
2	RIGOPOULOS Theo	26	7	0	0	0	5	14	9
3	DE MONTIGNY Gael	13	2	0	0	1	1	9	7
4	BIELLO Alessandro	8	5	1	0	1	0	1	1
5	OMEZE Chimere	16	2	0	0	0	0	14	5
6	STEFANOVIC Lazar	3	0	0	0	0	0	3	2
7	TAHID Taryck	15	3	7	0	0	5	0	2
8	BADWAL Jeevan	26	16	7	0	0	1	2	14
9	KLUKOWSKI Antoni	8	0	0	1	0	7	0	2
11	TAVERNIER Kevaughn	11	0	4	0	0	7	0	1
13	CHUKWU Richard	10	5	0	0	0	0	5	2
10	IGBINOBARO Philip	11	4	4	1	1	1	0	2
12	FONG Aidan	12	0	1	2	0	6	3	4
15	FUNG Victor	2	1	0	0	0	0	1	0
19	POP Erik	3	1	0	0	0	2	0	1
20	AKLIL Lino	8	0	0	0	0	5	3	3

INDIVIDUAL DATA OUT OF POSSESSION



Spain v Canada



Out of Possession

Spain



#	Player	Tackles Made / Won	Blocks	Interceptions	Pressing Direct	Pressing Indirect	Duels Won - Aerial	Duels Won - Physical	Possession Contests won	Clearances	Loose Ball Receptions	Pushing On	Pushing On into Pressing	Possession Regains	Possession Interrupted
1	JIMENEZ Raul	0 / 0	0	0	0	0	0	0	0	1	3	0	0	2	0
2	FORT Hector	4 / 0	2	2	2	14	0	0	0	4	6	15	7	3	3
3	MUNOZ Dani	7 / 0	5	1	6	7	1	0	2	3	12	10	3	6	4
4	MARTIN Jon	0 / 0	0	2	0	1	2	0	2	1	6	2	0	0	1
5	CUBARSI Pau	2 / 0	1	1	2	0	1	0	1	3	14	2	1	2	0
6	PRIM Pau	1 / 0	2	2	5	8	1	0	2	3	12	6	3	5	3
7	LOPEZ Pablo	3 / 0	2	0	6	11	0	0	0	0	9	24	8	2	1
9	GUIU Marc	1 / 0	2	0	3	15	3	1	4	1	4	13	7	1	2
10	HERNANDEZ Juan	1 / 0	1	0	3	2	3	0	3	0	6	11	1	0	1
18	JUNYENT Quim	4 / 0	0	0	6	12	0	0	1	0	6	17	11	0	1
19	YANEZ Daniel	0 / 0	0	1	1	14	0	0	1	0	3	12	8	0	0
8	MARTIN Roberto	1 / 0	1	0	1	4	0	0	0	0	1	4	3	1	0
11	HUESTAMENDIA Peio	1 / 0	1	0	2	2	0	0	0	0	5	1	1	0	0
12	OYONO Igor	0 / 0	0	0	0	12	0	0	0	0	0	6	5	0	0
14	MERINO Izan	0 / 0	0	0	0	1	0	0	0	0	2	2	0	0	0
16	BERNAL Marc	3 / 0	0	0	3	2	1	0	1	0	1	4	1	1	1

Out of Possession

Canada



#	Player	Tackles Made / Won	Blocks	Interceptions	Pressing Direct	Pressing Indirect	Duels Won - Aerial	Duels Won - Physical	Possession Contests won	Clearances	Loose Ball Receptions	Pushing On	Pushing On into Pressing	Possession Regains	Possession Interrupted
1	ABRAHAM Nathaniel	0 / 0	0	0	0	0	0	0	0	0	1	0	0	9	0
2	RIGOPOULOS Theo	3 / 0	3	0	2	29	1	0	2	5	2	28	22	3	5
3	DE MONTIGNY Gael	2 / 0	1	1	6	31	0	0	0	3	4	25	13	0	5
4	BIELLO Alessandro	6 / 0	2	0	6	11	0	0	0	0	3	17	6	0	5
5	OMEZE Chimere	5 / 0	4	0	5	9	1	0	1	13	8	13	4	7	13
6	STEFANOVIC Lazar	2 / 0	8	0	3	6	0	0	0	7	5	11	2	2	13
7	TAHID Taryck	2 / 0	3	0	6	34	2	0	3	2	3	40	25	1	2
8	BADWAL Jeevan	3 / 0	3	1	5	11	0	0	1	1	11	11	5	2	3
9	KLUKOWSKI Antoni	0 / 0	0	0	0	8	0	0	0	1	2	8	6	0	0
11	TAVERNIER Kevaughn	0 / 0	0	0	0	20	0	0	0	0	2	22	16	0	0
13	CHUKWU Richard	1 / 0	5	1	8	14	0	0	0	3	2	16	10	1	5
10	IGBINOBARO Philip	0 / 0	2	1	4	15	0	0	0	1	3	20	8	2	2
12	FONG Aidan	0 / 0	2	1	0	9	0	0	0	2	4	12	3	0	3
15	FUNG Victor	1 / 0	0	0	0	0	0	0	0	0	1	0	0	0	1
19	POP Erik	0 / 0	0	0	1	9	0	1	1	0	0	8	0	0	0
20	AKLIL Lino	2 / 0	1	0	5	14	0	0	0	2	3	16	12	1	3

INDIVIDUAL DATA PHYSICAL



Spain v Canada



Physical Data

Spain



#	Player	Total Distance (m)	Zone 1: 0-7 km/h (m)	Zone 2: 7-15 km/h (m)	Zone 3: 15-20 km/h (m)	Zone 4: 20-25 km/h (m)	Zone 5: 25+ km/h (m)	High Speed Runs (Zone 4)	Sprints (Zone 5)	Top Speed (km/h)
1	JIMENEZ Raul	4288.0	3409.9	747.4	105.5	17.2	8.1	10.0	2.0	26.9
2	FORT Hector	9725.6	4552.6	3591.7	867.5	546.6	167.3	85.0	35.0	31.3
3	MUNOZ Dani	10492.8	4694.5	3683.0	1110.1	799.6	205.7	107.0	56.0	30.7
4	MARTIN Jon	9615.9	4052.1	4173.3	970.2	333.7	86.5	90.0	22.0	31.3
5	CUBARSI Pau	9258.1	4255.9	3716.2	846.2	373.1	66.7	76.0	27.0	33.8
6	PRIM Pau	9212.4	3182.9	4322.4	1217.9	380.5	107.8	97.0	31.0	30.1
7	LOPEZ Pablo	11106.4	3719.5	5592.1	1080.7	586.4	128.8	97.0	48.0	31.8
9	GUIU Marc	7255.1	3186.4	2726.5	850.3	357.7	134.2	81.0	36.0	30.6
10	HERNANDEZ Juan	7788.0	2489.0	3798.2	1171.3	290.5	38.9	102.0	26.0	29.4
18	JUNYENT Quim	9294.2	2979.7	4302.3	1357.9	507.5	146.8	117.0	44.0	29.8
19	YANEZ Daniel	7370.9	2798.0	3056.0	970.0	485.0	61.2	89.0	35.0	30.9
8	MARTIN Roberto	2286.0	696.8	1099.1	359.6	122.1	8.2	31.0	11.0	27.4
11	HUESTAMENDIA Peio	2222.4	747.6	956.3	278.2	207.1	33.3	29.0	17.0	29.4
12	OYONO Igor	3054.0	1239.0	1177.0	455.1	113.6	69.3	40.0	13.0	31.2
14	MERINO Izan	1574.4	409.3	915.5	170.8	78.7	0	15.0	5.0	25.2
16	BERNAL Marc	3071.5	1201.9	1281.4	327.7	230.1	30.1	30.0	17.0	28.0

Canada



Physical Data

#	Player	Total Distance (m)	Zone 1: 0-7 km/h (m)	Zone 2: 7-15 km/h (m)	Zone 3: 15-20 km/h (m)	Zone 4: 20-25 km/h (m)	Zone 5: 25+ km/h (m)	High Speed Runs (Zone 4)	Sprints (Zone 5)	Top Speed (km/h)
1	ABRAHAM Nathaniel	3496.9	2993.3	426.6	61.5	15.4	0	10.0	2.0	23.6
2	RIGOPOULOS Theo	10477.2	3419.8	5087.7	1352.6	574.2	43.0	126.0	42.0	29.8
3	DE MONTIGNY Gael	8251.2	3399.5	2966.3	1098.2	613.9	173.3	103.0	50.0	30.9
4	BIELLO Alessandro	4261.2	1131.8	2207.7	694.1	202.8	24.7	56.0	16.0	26.7
5	OMEZE Chimere	8954.4	3270.2	4583.8	778.1	268.6	53.7	73.0	27.0	28.5
6	STEFANOVIC Lazar	8347.6	3755.6	3658.8	662.0	253.8	16.7	62.0	19.0	28.0
7	TAHID Taryck	7696.0	2108.7	3791.8	1160.6	559.5	75.4	96.0	43.0	27.5
8	BADWAL Jeevan	11506.6	3500.3	5178.0	1999.8	705.4	123.1	165.0	50.0	35.7
9	KLUKOWSKI Antoni	7229.2	2382.0	3629.1	691.1	318.8	208.9	59.0	28.0	33.7
11	TAVERNIER Kevaughn	5587.1	1376.7	3024.9	767.7	287.2	130.7	67.0	21.0	27.9
13	CHUKWU Richard	6253.7	2445.8	2668.5	834.9	280.8	23.8	78.0	25.0	26.5
10	IGBINOBARO Philip	5445.5	1826.4	2546.3	712.3	336.5	24.0	63.0	24.0	27.5
12	FONG Aidan	4184.3	1286.7	1933.2	566.6	325.5	72.4	46.0	23.0	30.0
15	FUNG Victor	1707.6	630.1	882.3	165.6	16.7	13.0	16.0	2.0	27.1
19	POP Erik	4482.4	1150.2	2297.2	741.4	258.2	35.4	59.0	15.0	29.6
20	AKLIL Lino	3460.5	1162.0	1378.3	375.1	398.7	146.4	45.0	30.0	31.5

