



U-17 WORLD CUP
INDONESIA 2023



Mali 3 - 0 Uzbekistan

Group B - Match 4
10 November 2023
16:00 Kick Off
Manahan Stadium

POST MATCH SUMMARY REPORT

Match Summary - Teams



Mali

3 — 0



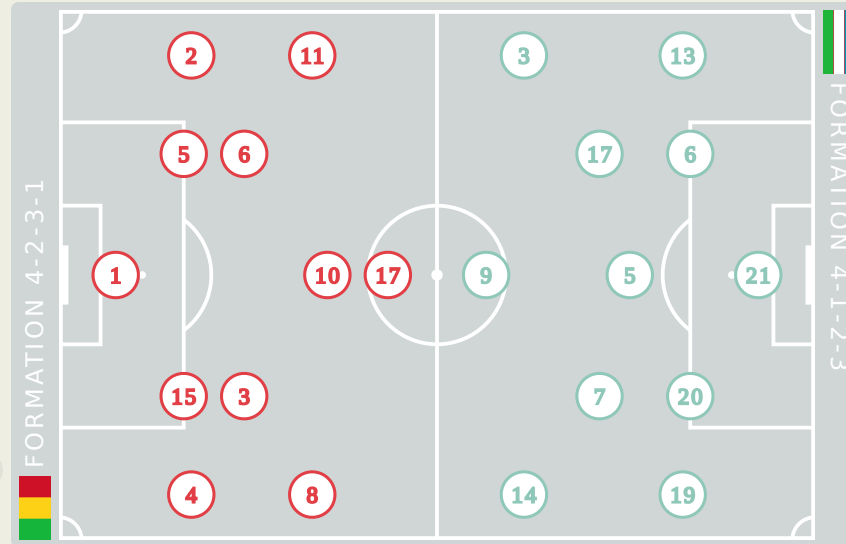
Uzbekistan

STARTING

1	GK	KONE Bourama	
2	DF	TRAORE Moussa	
3	MF	MAKALOU Hamidou	
4	DF	SANOGO Souleymane	↓ 89'
5	DF	TRAORE Issa	
6	DF	KONE Sekou	
8	FW	DIARRA Ibrahim (C)	↓ 89'
10	MF	TIA Ange Martial	↓ 74'
11	FW	KANATE Ibrahim	
15	DF	COULIBALY Baye	
17	FW	DOUMBIA Mamadou	⚽ 30' ⚽ 72' ⚽ 75' ↓ 90'

SUBSTITUTES

16	GK	SIDIBE Diaguine	
21	GK	DOUMBIA Seriba	
7	MF	SISSOKO Modibo	
9	FW	LEINTU Salif Noah	↑ 90'
12	DF	KONE Gaoussou	
13	FW	TRAORE Badra	
14	MF	THIERO Ousmane	↑ 74'
18	DF	DIOP Moussa Massire	↑ 89'
19	FW	BARRY Mahamoud	↑ 89'
20	FW	DIARRA Ousmane	



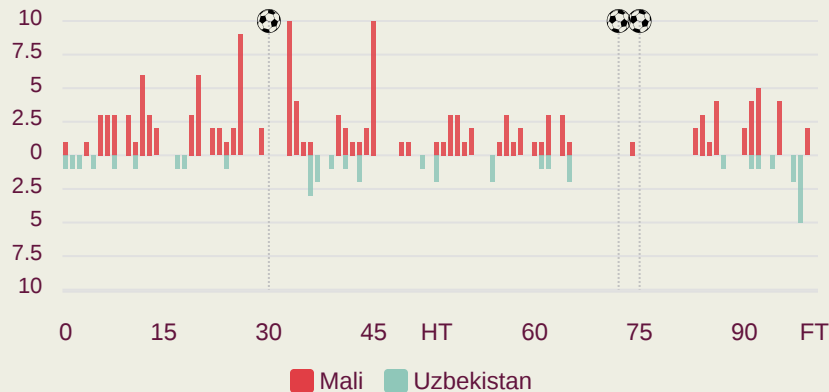
STARTING

SOBIROV Muhammadyusuf	GK	21	
↓ 46'	URINBOEV Yakhyo	MF	3
TULKUNBEKOV Azizbek	MF	5	
↓ 54'	UKTAMOV Ozodbek	DF	6
(C) MIRZAEV Lazizbek	MF	7	
SAIDOV Amirbek	FW	9	
↓ 90+5'	DJUMATOV Bekhruz	DF	13
↓ 85'	SHODIBOEV Shodiyor	FW	14
↓ 85'	KARIMOV Ollabergan	MF	17
ABDULBORIEV Sherzodbek	DF	19	
ABDULLAEV Dilshod	DF	20	

SUBSTITUTES

BURIEV Jakhongir	GK	1	
MAMATKULOV Jahongir	GK	12	
↑ 90+5'	YOKUBOV Aminbek	MF	2
KARIMOV Behruzjon	DF	4	
SHUKURULLAEV Bekhruz	DF	8	
TURGUNBOEV Abdulkhamid	FW	10	
↑ 85'	ABRAEV Kuvonchbek	FW	11
↑ 54'	ERGASHOV Ozodbek	DF	15
↑ 46'	REIMOV Mukhammedali	MF	16
↑ 85'	HIKMATULLAEV Jasur	MF	18

Distribution in the Final Third



Match Summary - Key Statistics



Possession

Total	52.4%	10.6%	37%	Total
3	Goals			0
28 (6)	Attempts at Goal (On Target)			2 (1)
495 (442)	Total Passes (Complete)			360 (271)
89 %	Pass Completion %			75 %
79	Completed Line Breaks			71
15	Defensive Line Breaks			4
130	Receptions in the Final Third			28
9	Crosses			5
33	Ball Progressions			14
193 (43)	Defensive Pressures Applied (Direct Pressures)			225 (51)
70	Forced Turnovers			34
82	Second Balls			75
102.5 km	Total Distance Covered			104.5 km
6 km	Zone 4 - Low Speed Sprinting: 20-25 km/h			4.6 km



Mali

Phases of Play

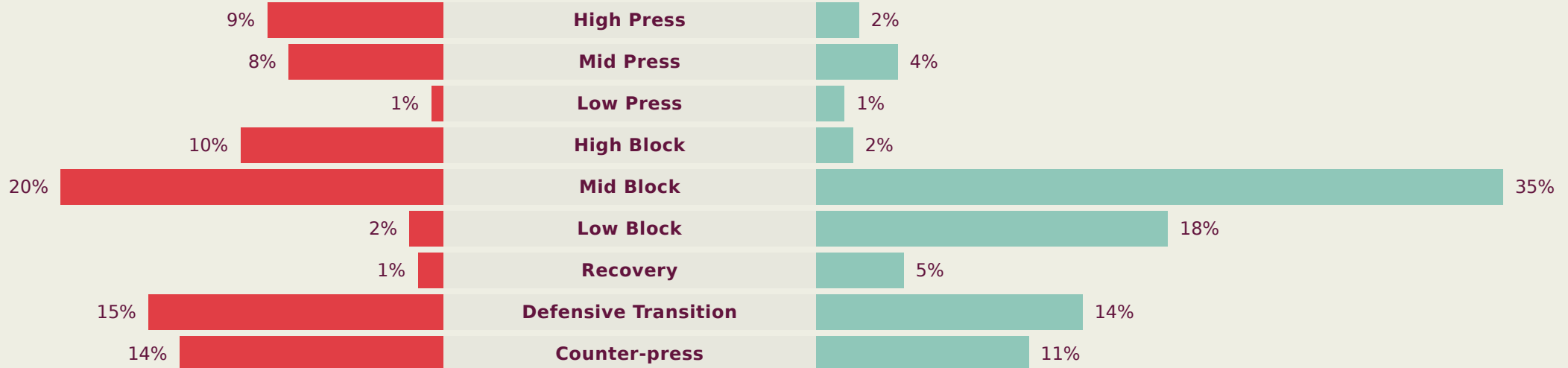
Uzbekistan



IN POSSESSION



OUT OF POSSESSION



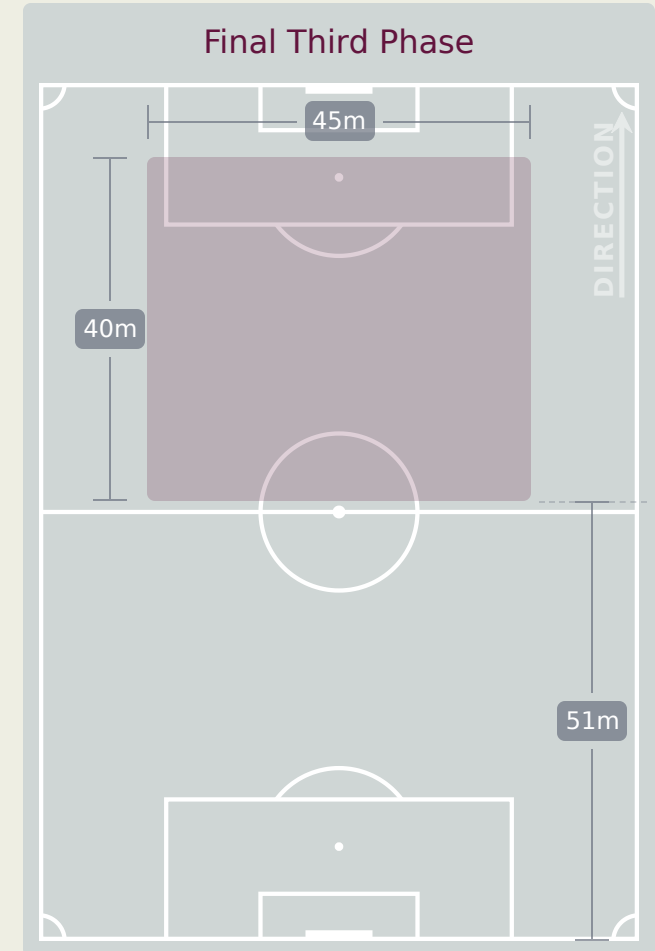
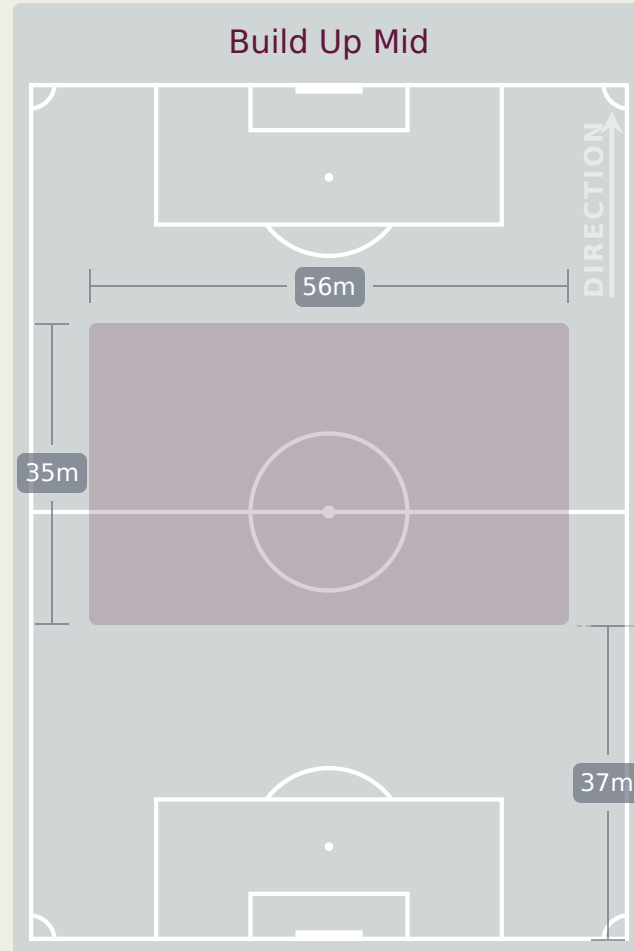
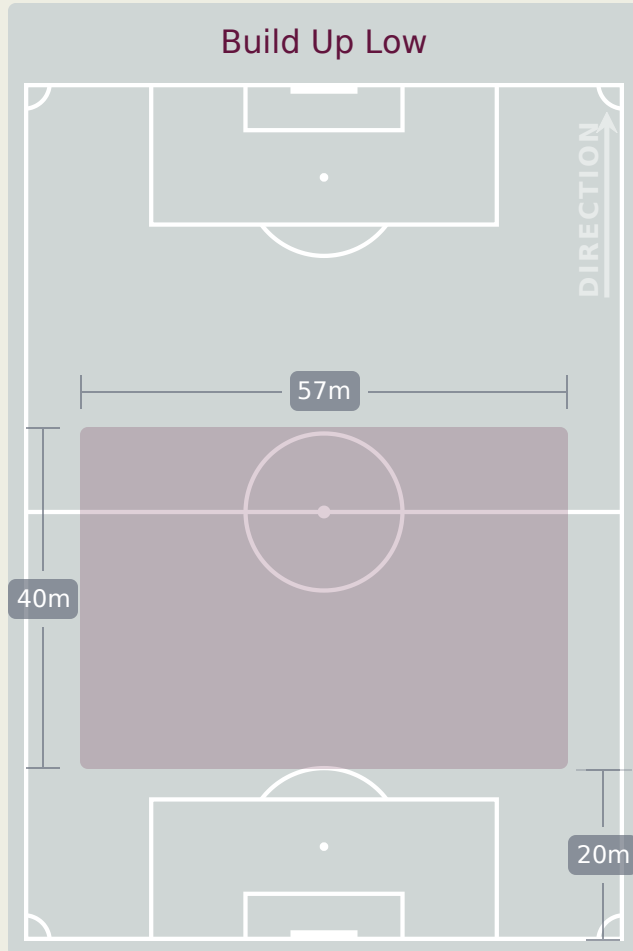
IN POSSESSION



Mali v Uzbekistan

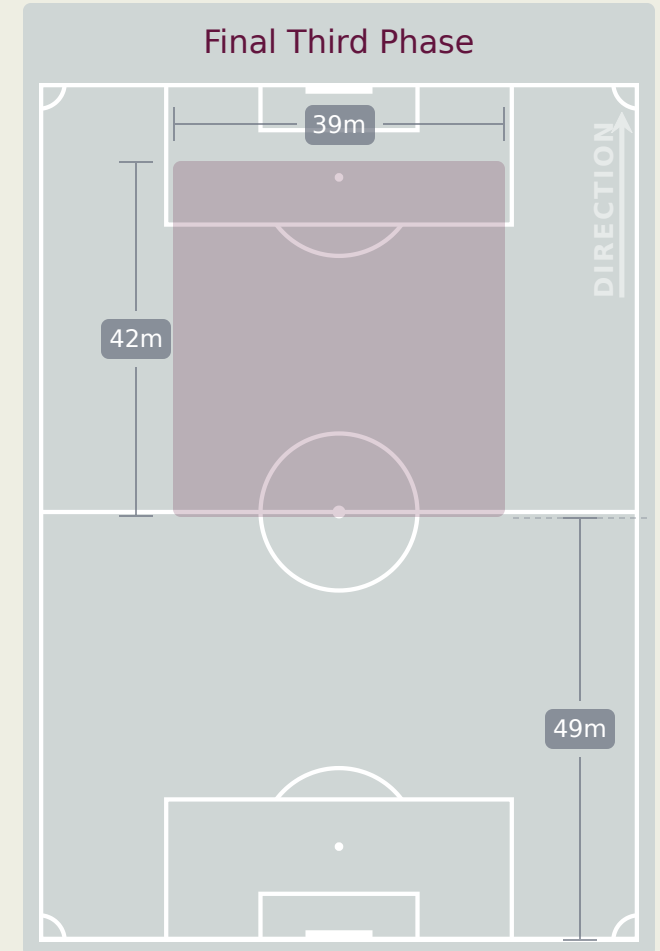
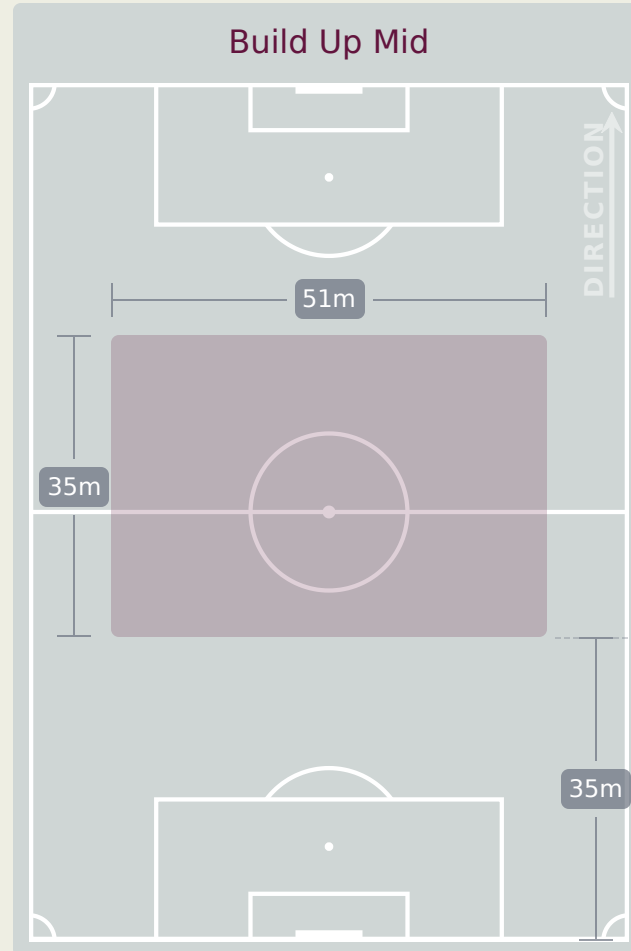
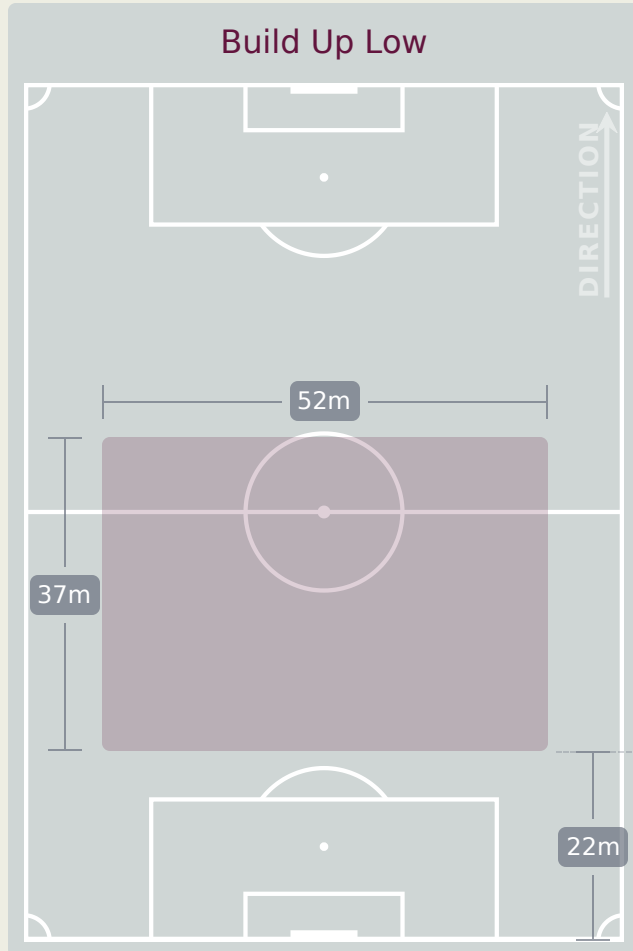


In Possession Line Height & Team Length



In Possession Line Height & Team Length

Uzbekistan



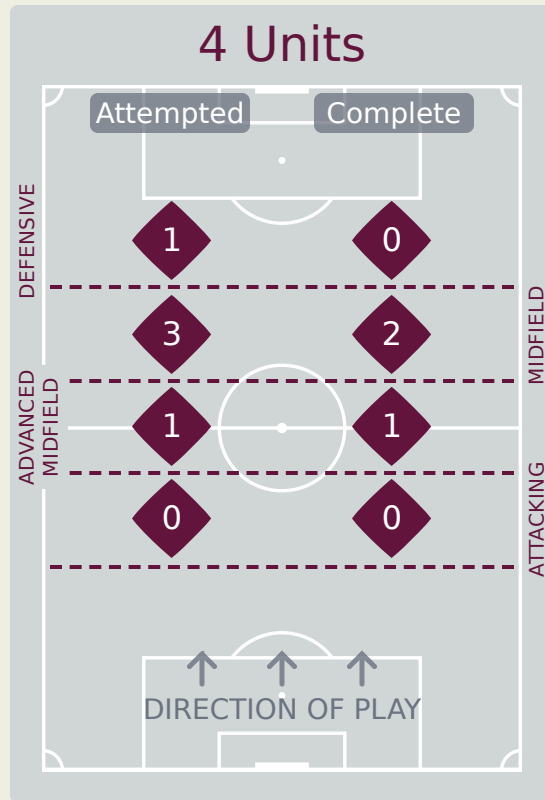
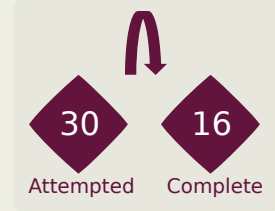
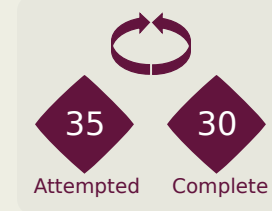
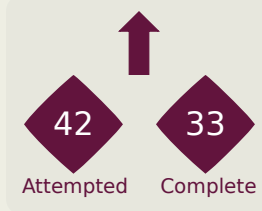
Line Breaks



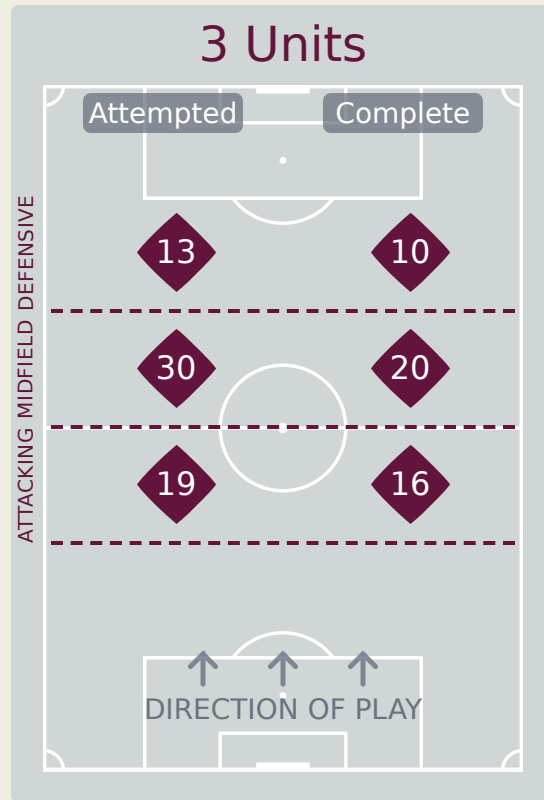
Mali

Attempted Line Breaks

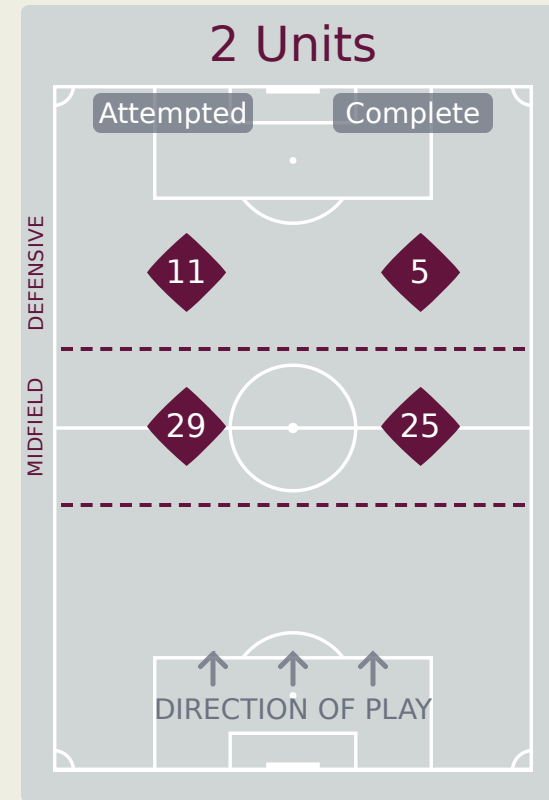
107



Attempted Line Breaks	5
Inside Shape	4
Outside Shape	1



Attempted Line Breaks	62
Inside Shape	36
Outside Shape	26



Attempted Line Breaks	40
Inside Shape	27
Outside Shape	13

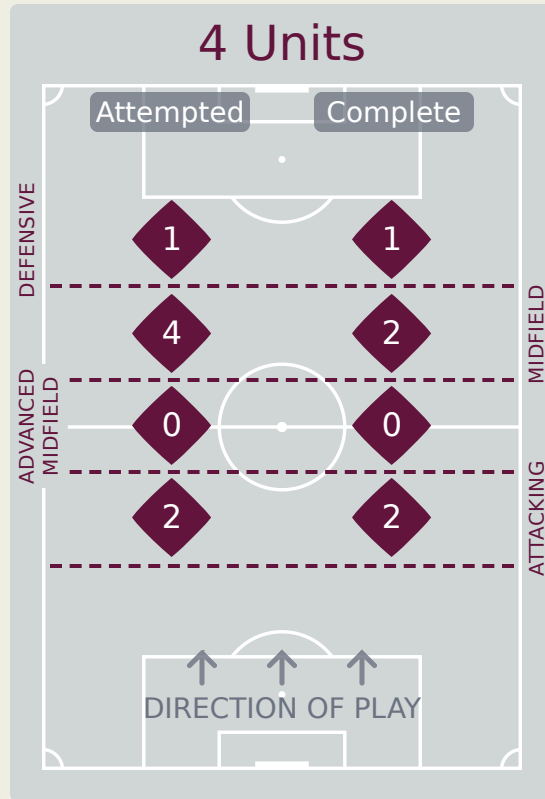
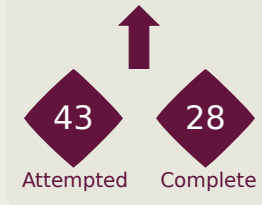
Line Breaks



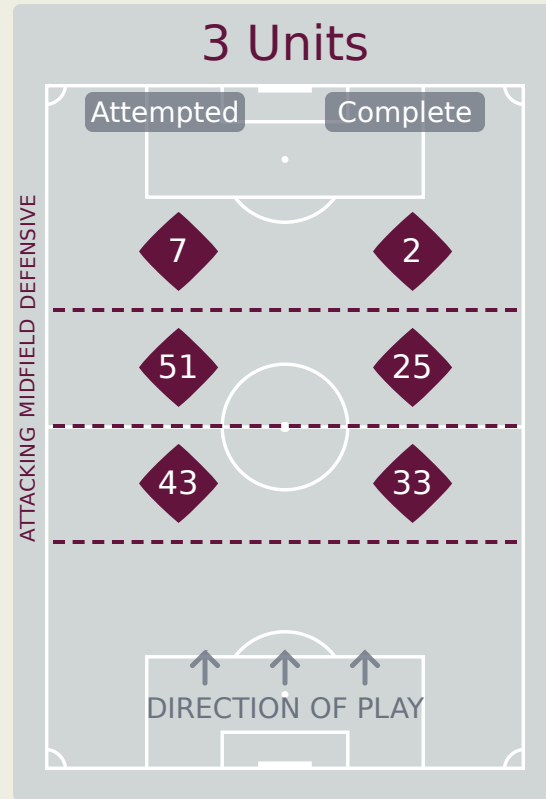
Uzbekistan

Attempted Line Breaks

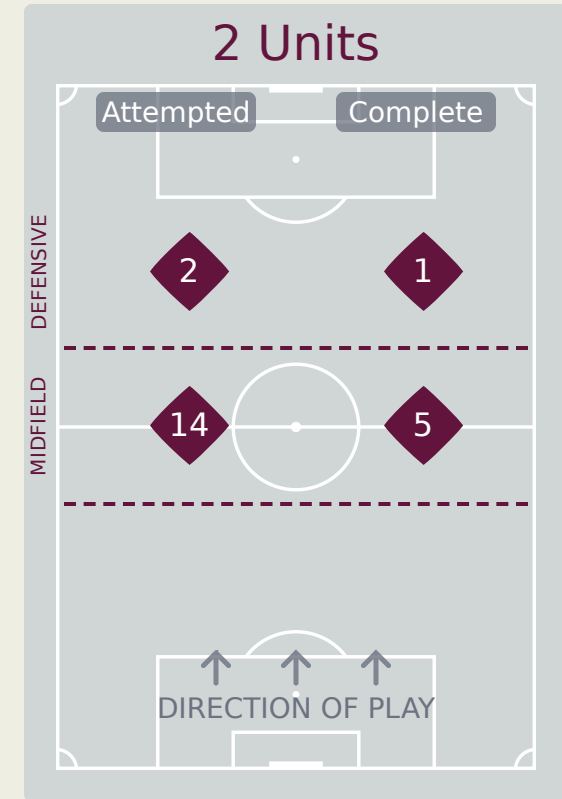
124



Attempted Line Breaks	7
Inside Shape	2
Outside Shape	5



Attempted Line Breaks	101
Inside Shape	76
Outside Shape	25



Attempted Line Breaks	16
Inside Shape	14
Outside Shape	2

Uzbekistan



Line Breaks

					4 Units				3 Units			2 Units		Direction			Distribution Type		
#	Player	Line Breaks Attempted	Line Breaks Completed	Line Break Completion %	Attacking Line	Attacking Midfield Line	Midfield Line	Defensive Line	Attacking Line	Midfield Line	Defensive Line	Midfield Line	Defensive Line	Through	Around	Over	Pass	Cross	Ball Progression
21	SOBIROV Muhammadyusuf	28	11	39%	1	0	0	0	8	17	0	2	0	2	0	26	28	0	0
3	URINBOEV Yakhyo	3	2	66%	0	0	1	0	0	1	0	0	1	0	1	2	2	1	0
5	TULKUNBEKOV Azizbek	12	9	75%	1	0	0	0	3	5	1	2	0	4	5	3	11	0	1
6	UKTAMOV Ozodbek	14	9	64%	0	0	0	0	8	4	0	2	0	8	1	5	14	0	0
7	MIRZAEV Lazizbek	4	0	0%	0	0	0	0	0	3	1	0	0	2	0	2	4	0	0
9	SAIDOV Amirbek	0	0	0%	0	0	0	0	0	0	0	0	0	0	0	0	0	0	0
13	DJUMATOV Bekhruz	11	7	63%	0	0	1	0	3	4	1	2	0	1	3	7	11	0	0
14	SHODIBOEV Shodiyor	1	1	100%	0	0	0	0	1	0	0	0	0	1	0	0	1	0	0
17	KARIMOV Ollabergan	8	4	50%	0	0	0	0	1	1	4	1	1	6	0	2	8	0	0
19	ABDULBORIEV Sherzodbek	27	15	55%	0	0	1	0	10	11	0	5	0	13	7	7	26	1	0
20	ABDULLAEV Dilshod	8	6	75%	0	0	1	0	5	2	0	0	0	4	1	3	8	0	0
2	YOKUBOV Aminbek	0	0	0%	0	0	0	0	0	0	0	0	0	0	0	0	0	0	0
11	ABRAEV Kuvonchbek	4	4	100%	0	0	0	0	2	2	0	0	0	1	2	1	4	0	0
15	ERGASHOV Ozodbek	2	1	50%	0	0	0	0	1	1	0	0	0	0	1	1	2	0	0
16	REIMOV Mukhammedali	1	1	100%	0	0	0	0	1	0	0	0	0	1	0	0	1	0	0
18	HIKMATULLAEV Jasur	1	1	100%	0	0	0	1	0	0	0	0	0	0	0	1	1	0	0



Passing Networks

#	Passes From ↓ to →	KONE Bourama	TRAORE Moussa	MAKALOU Hamidou	SANOGO Souleymane	TRAORE Issa	KONE Sekou	DIARRA Ibrahim	TIA Ange Martial	KANATE Ibrahim	COULIBALY Baye	DOUMBIA Mamadou	LEINTU Salif Noah	THIERO Ousmane	DIOP Moussa Massire	BARRY Mahamoud
1	KONE Bourama	0	0	1	0	10	1	0	0	0	7	0	0	0	0	0
2	TRAORE Moussa	1	0	7	0	5	12	0	6	2	4	2	0	1	0	1
3	MAKALOU Hamidou	0	6	0	9	4	8	13	8	10	1	4	1	0	1	0
4	SANOGO Souleymane	1	0	5	0	9	9	0	0	9	1	0	0	0	0	0
5	TRAORE Issa	3	8	1	0	0	5	2	3	3	9	1	0	4	1	1
6	KONE Sekou	2	12	15	9	3	0	3	12	4	7	1	0	0	2	1
8	DIARRA Ibrahim	0	0	9	4	1	5	0	1	0	2	5	0	1	0	0
10	TIA Ange Martial	0	6	6	0	0	6	3	0	4	2	1	0	0	0	0
11	KANATE Ibrahim	0	1	8	0	1	4	0	1	0	1	2	0	1	2	0
15	COULIBALY Baye	4	3	8	11	8	12	3	0	1	0	1	0	0	2	0
17	DOUMBIA Mamadou	0	0	3	1	0	3	0	2	2	0	0	0	0	0	0
9	LEINTU Salif Noah	0	0	0	0	0	0	0	0	0	0	0	0	1	0	0
14	THIERO Ousmane	0	4	0	0	3	0	0	0	2	2	0	0	0	1	0
18	DIOP Moussa Massire	1	0	2	0	1	2	0	0	1	2	0	1	0	0	0
19	BARRY Mahamoud	0	0	0	0	0	1	0	0	0	0	0	0	0	0	0

Top 5 Player to Player Passers		
Player	Passed To	% of Total Team Passes
KONE Sekou	MAKALOU Hamidou	3.4%
MAKALOU Hamidou	DIARRA Ibrahim	3%
TRAORE Moussa	KONE Sekou	2.8%
KONE Sekou	TRAORE Moussa	2.8%
KONE Sekou	TIA Ange Martial	2.8%



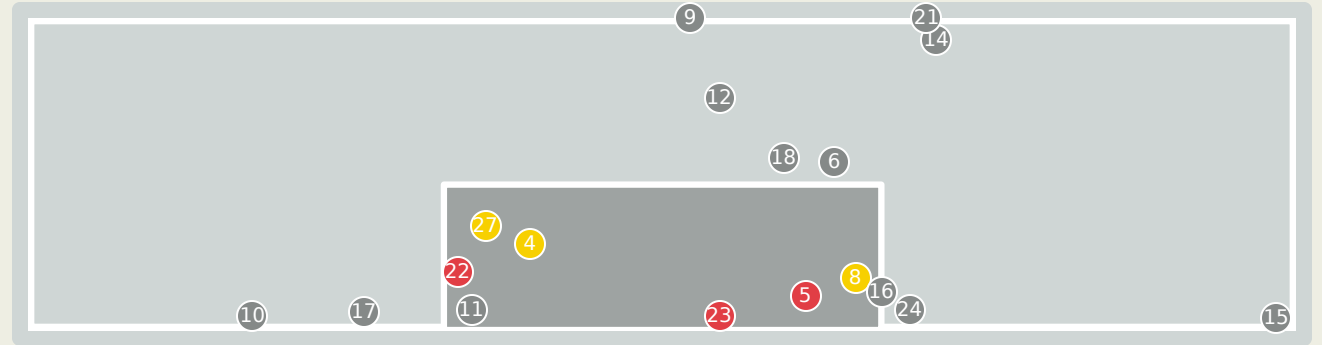
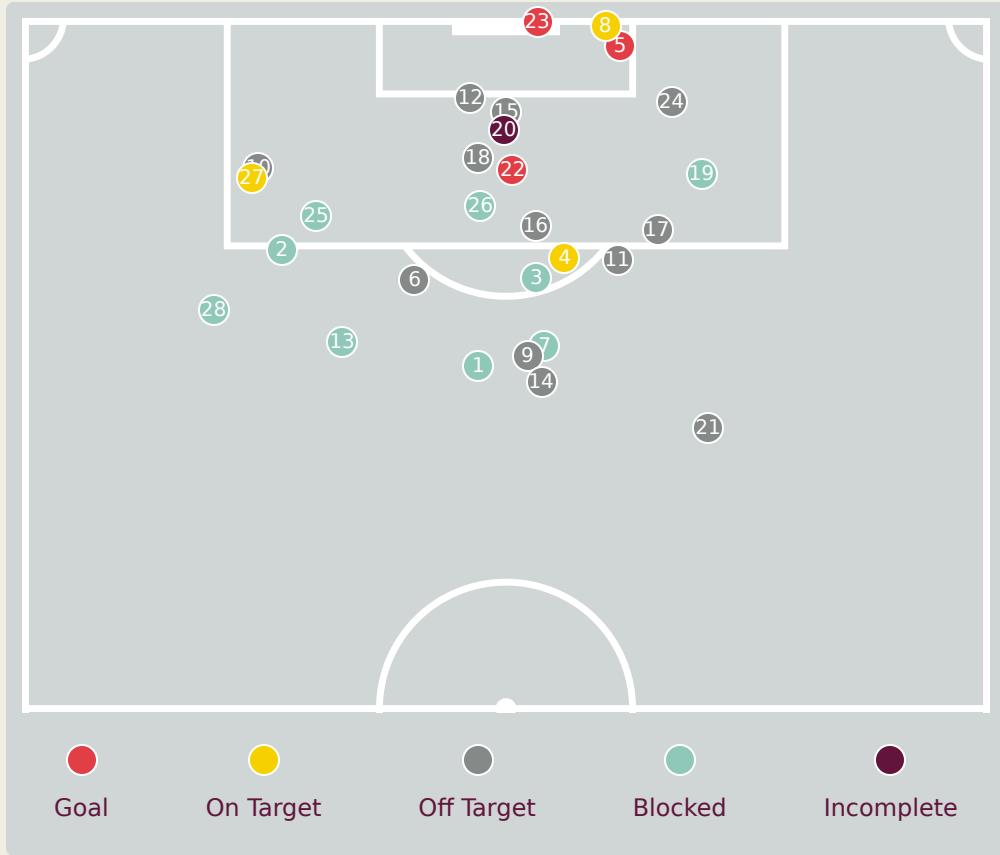
Passing Networks

#	Passes From ↓ to →	SOBIROV Muhammadyusuf	URINBOEV Yakhyo	TULKUNBEKOV Azizbek	UKTAMOV Ozodbek	MIRZAEV Lazizbek	SAIDOV Amirbek	DJUMATOV Bekhruz	SHODIBOEV Shodiyor	KARIMOV Ollabergan	ABDULBORIEV Sherzodbek	ABDULLAEV Dilshod	YOKUBOV Aminbek	ABRAEV Kuvonchbek	ERGASHOV Ozodbek	REIMOV Mukhammedali	HIKMATULLAEV Jasur
21	SOBIROV Muhammadyusuf	0	1	3	2	3	0	6	0	1	7	3	0	0	0	0	0
3	URINBOEV Yakhyo	0	0	0	1	1	0	1	0	2	1	0	0	0	0	0	0
5	TULKUNBEKOV Azizbek	1	2	0	6	2	1	3	0	2	6	7	0	3	1	2	0
6	UKTAMOV Ozodbek	6	0	5	0	7	1	1	0	1	0	4	0	0	0	0	0
7	MIRZAEV Lazizbek	0	1	5	3	0	4	0	4	4	1	0	0	0	0	1	0
9	SAIDOV Amirbek	0	0	4	0	1	0	1	0	3	0	0	0	0	0	1	0
13	DJUMATOV Bekhruz	4	2	0	3	1	0	0	0	2	0	2	0	0	2	1	1
14	SHODIBOEV Shodiyor	0	0	1	0	0	0	0	0	1	2	0	0	0	0	0	0
17	KARIMOV Ollabergan	0	3	3	2	2	4	0	1	0	1	2	0	0	0	1	0
19	ABDULBORIEV Sherzodbek	1	0	2	1	5	1	0	3	5	0	0	1	0	0	2	1
20	ABDULLAEV Dilshod	8	0	4	3	1	0	2	1	2	3	0	0	0	2	1	0
2	YOKUBOV Aminbek	0	0	0	0	0	0	0	0	0	0	0	0	0	0	0	1
11	ABRAEV Kuvonchbek	0	0	2	0	1	0	0	0	0	0	0	1	0	0	0	1
15	ERGASHOV Ozodbek	4	0	1	0	0	0	0	0	0	0	1	0	0	0	1	0
16	REIMOV Mukhammedali	0	0	5	0	1	0	2	0	0	2	3	0	1	0	0	0
18	HIKMATULLAEV Jasur	0	0	0	0	1	0	0	0	0	0	0	0	2	0	0	0

Top 5 Player to Player Passers		
Player	Passed To	% of Total Team Passes
ABDULLAEV Dilshod	SOBIROV Muhammadyusuf	3.3%
SOBIROV Muhammadyusuf	ABDULBORIEV Sherzodbek	2.8%
TULKUNBEKOV Azizbek	ABDULLAEV Dilshod	2.8%
UKTAMOV Ozodbek	MIRZAEV Lazizbek	2.8%
SOBIROV Muhammadyusuf	DJUMATOV Bekhruz	2.4%



Attempts at Goal



Key	Outcome	Shots
●	Goals	3
●	On Target	3
●	Off Target	12
●	Blocked	9
●	Incomplete	1



Attempts at Goal

Time	Player	Outcome	Body Part	Delivery Type
6	3 MAKALOU Hamidou	Incomplete - Blocked	Left Foot	Pass
12	11 KANATE Ibrahim	Incomplete - Blocked	Right Foot	Pass
20	17 DOUMBIA Mamadou	Incomplete - Blocked	Left Foot	Pass
20	8 DIARRA Ibrahim	On Target - Saved	Left Foot	Pass
29	17 DOUMBIA Mamadou	Deflected On Target - Goal	Left Foot	Pass
37	11 KANATE Ibrahim	Off Target	Right Foot	Ball Progression
43	10 TIA Ange Martial	Incomplete - Blocked	Left Foot	Pass
45	8 DIARRA Ibrahim	On Target - Saved	Left Foot	Ball Progression
47	6 KONE Sekou	Off Target	Left Foot	Loose Ball
48	11 KANATE Ibrahim	Off Target	Right Foot	Pass
48	17 DOUMBIA Mamadou	Deflected Off Target - Defensive Event	Left Foot	Pass
49	17 DOUMBIA Mamadou	Off Target	Head	Cross
49	3 MAKALOU Hamidou	Incomplete - Blocked	Right Foot	Pass
49	6 KONE Sekou	Off Target	Right Foot	Loose Ball
51	17 DOUMBIA Mamadou	Off Target	Head	Corner
55	8 DIARRA Ibrahim	Off Target	Left Foot	Pass
56	10 TIA Ange Martial	Off Target	Right Foot	Pass


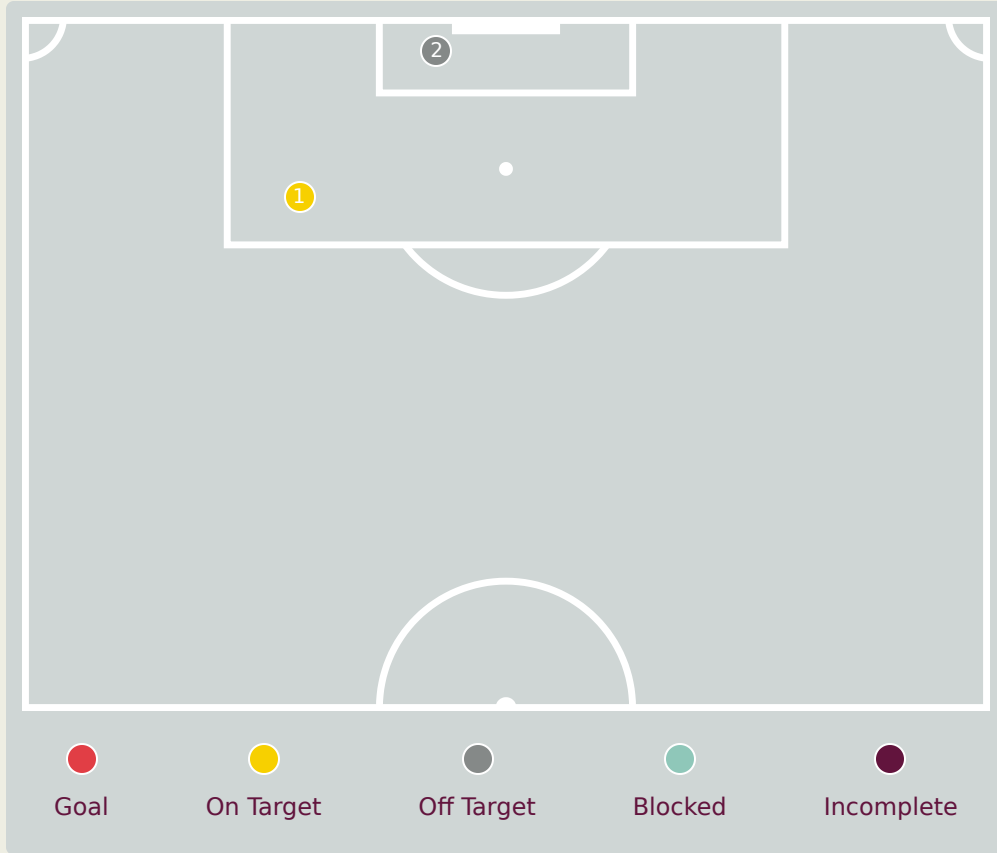
Attempts at Goal

Time	Player	Outcome	Body Part	Delivery Type
60	17 DOUMBIA Mamadou	Off Target	Head	Freekick
61	17 DOUMBIA Mamadou	Incomplete - Blocked	Left Foot	Pass
62	10 TIA Ange Martial	Incomplete - Player On Ball Error	Right Foot	Cross
64	4 SANOGO Souleymane	Off Target	Right Foot	Pass
71	17 DOUMBIA Mamadou	On Target - Goal	Left Foot	Penalty
74	17 DOUMBIA Mamadou	On Target - Goal	Lower Body	Pass
83	8 DIARRA Ibrahim	Off Target	Left Foot	Pass
86	11 KANATE Ibrahim	Incomplete - Blocked	Right Foot	Pass
90	19 BARRY Mahamoud	Incomplete - Blocked	Left Foot	Cross
91	19 BARRY Mahamoud	On Target - Saved	Right Foot	Pass
92	6 KONE Sekou	Incomplete - Blocked	Right Foot	Pass

Uzbekistan



Attempts at Goal



Key	Outcome	Shots
●	Goals	0
●	On Target	1
●	Off Target	1
●	Blocked	0
●	Incomplete	0

Uzbekistan

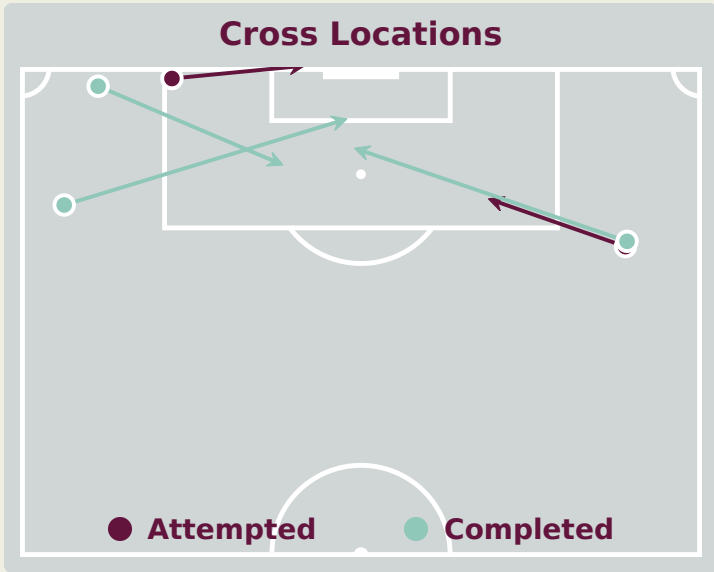


Attempts at Goal

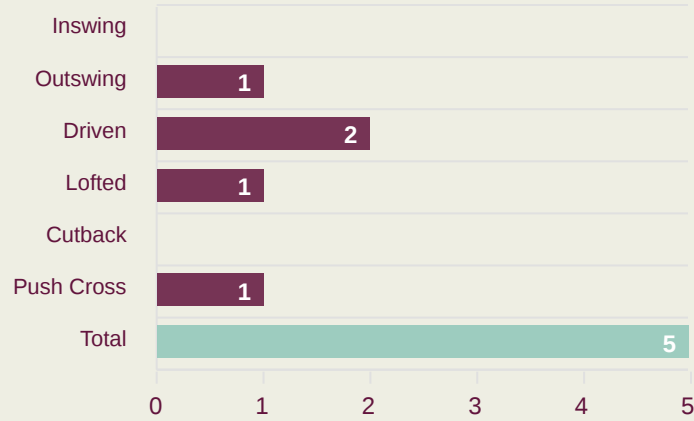
Time	Player	Outcome	Body Part	Delivery Type
8	7 MIRZAEV Lazizbek	On Target - Saved	Left Foot	Pass
94	7 MIRZAEV Lazizbek	Off Target	Right Foot	Corner



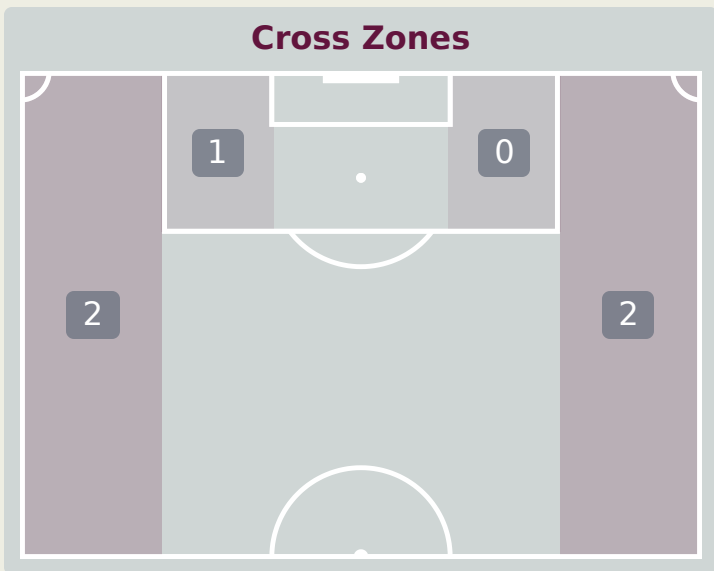
Crosses (Open Play)



Delivery Type



#	Player	Inswing	Outswing	Driven	Lofted	Cutback	Push Cross	Total Attempted
1	KONE Bourama	0	0	0	0	0	0	0
2	TRAORE Moussa	0	0	0	0	0	0	0
3	MAKALOU Hamidou	0	0	0	1	0	0	1
4	SANOGO Souleymane	0	0	1	0	0	0	1
5	TRAORE Issa	0	0	0	0	0	0	0
6	KONE Sekou	0	0	0	0	0	0	0
8	DIARRA Ibrahim	0	0	0	0	0	1	1
10	TIA Ange Martial	0	0	0	0	0	0	0
11	KANATE Ibrahim	0	0	1	0	0	0	1
15	COULIBALY Baye	0	0	0	0	0	0	0
17	DOUMBIA Mamadou	0	0	0	0	0	0	0
9	LEINTU Salif Noah	0	1	0	0	0	0	1
14	THIERO Ousmane	0	0	0	0	0	0	0
18	DIOP Moussa Massire	0	0	0	0	0	0	0
19	BARRY Mahamoud	0	0	0	0	0	0	0



Attempted

5

Completed

3

Most Crosses Attempted

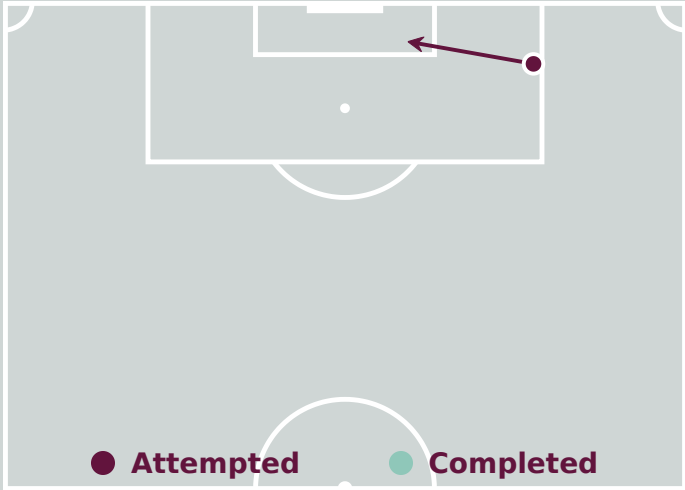
1

MAKALOU Hamidou
DEFENSIVE MIDFIELD CENTRE RIGHT

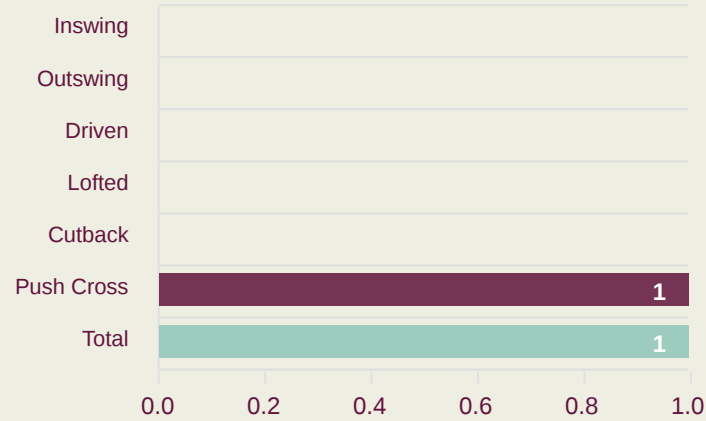


Crosses (Open Play)

Cross Locations

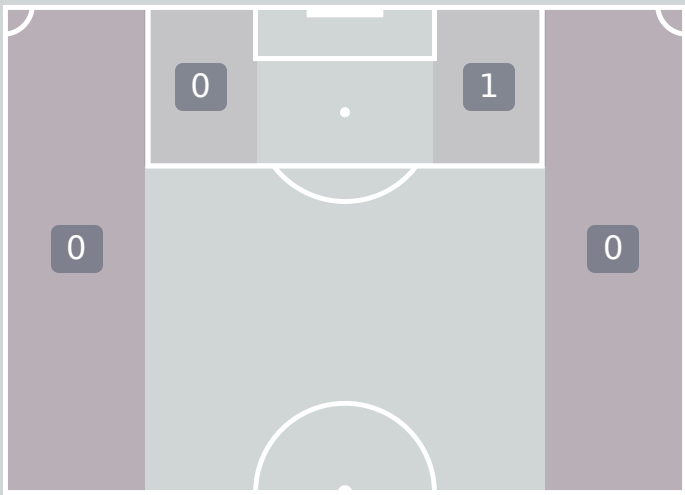


Delivery Type



#	Player	Inswing	Outswing	Driven	Lofted	Cutback	Push Cross	Total Attempted
21	SOBIROV Muhammadyusuf	0	0	0	0	0	0	0
3	URINBOEV Yakhyo	0	0	0	0	0	1	1
5	TULKUNBEKOV Azizbek	0	0	0	0	0	0	0
6	UKTAMOV Ozodbek	0	0	0	0	0	0	0
7	MIRZAEV Lazizbek	0	0	0	0	0	0	0
9	SAIDOV Amirbek	0	0	0	0	0	0	0
13	DJUMATOV Bekhruz	0	0	0	0	0	0	0
14	SHODIBOEV Shodiyor	0	0	0	0	0	0	0
17	KARIMOV Ollabergan	0	0	0	0	0	0	0
19	ABDULBORIEV Sherzodbek	0	0	0	0	0	0	0
20	ABDULLAEV Dilshod	0	0	0	0	0	0	0
2	YOKUBOV Aminbek	0	0	0	0	0	0	0
11	ABRAEV Kuvonchbek	0	0	0	0	0	0	0
15	ERGASHOV Ozodbek	0	0	0	0	0	0	0
16	REIMOV Mukhammedali	0	0	0	0	0	0	0
18	HIKMATULLAEV Jasur	0	0	0	0	0	0	0

Cross Zones



Attempted

1

Completed

0

Most Crosses Attempted

1

URINBOEV Yakhyo
RIGHT WINGER



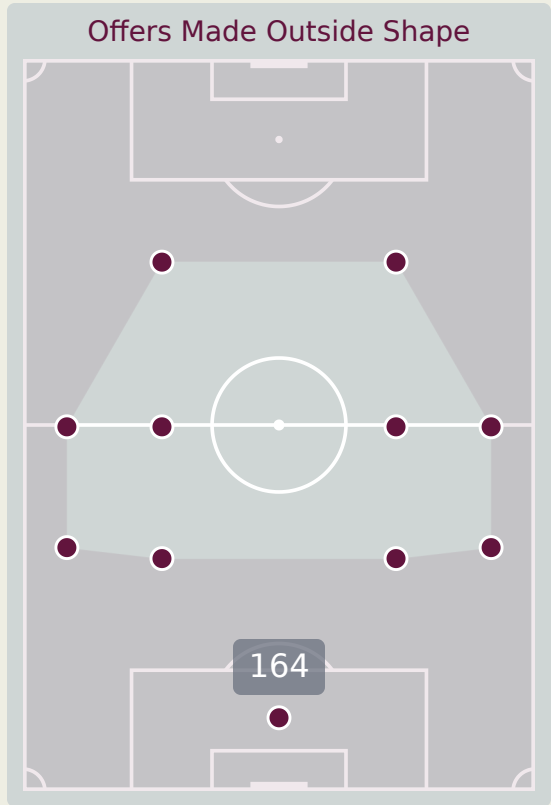
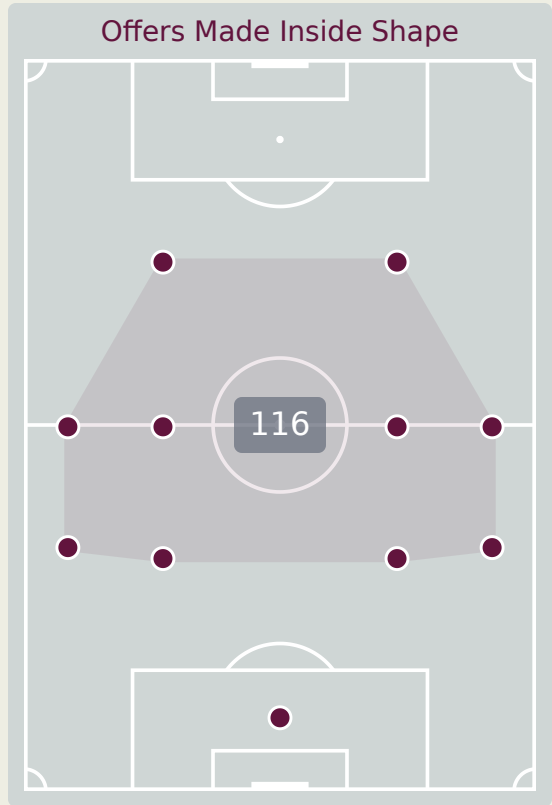
Offering to Receive

280
Total Offers Made

108
Total Offers Received

Most Offers
66
KANATE Ibrahim
ATTACKING MIDFIELD LEFT

139
Offers Made in Final Third



114
Offers Made in Middle Third

27
Offers Made in Defensive Third

#	Player	Offers Made	Offers Received	% Made & Received
1	KONE Bourama	3	1	33.3%
2	TRAORE Moussa	13	4	30.8%
3	MAKALOU Hamidou	33	16	48.5%
4	SANOGO Souleymane	24	14	58.3%
5	TRAORE Issa	2	1	50%
6	KONE Sekou	25	20	80%
8	DIARRA Ibrahim	38	9	23.7%
10	TIA Ange Martial	20	9	45%
11	KANATE Ibrahim	66	13	19.7%
15	COULIBALY Baye	9	6	66.7%
17	DOUMBIA Mamadou	31	7	22.6%
9	LEINTU Salif Noah	6	1	16.7%
14	THIERO Ousmane	3	2	66.7%
18	DIOP Moussa Massire	4	3	75%
19	BARRY Mahamoud	3	2	66.7%



Offering to Receive

192

Total Offers Made

66

Total Offers Received

Most Offers

44

KARIMOV Ollabergan
RIGHT CENTRE MIDFIELD

51

Offers Made in Final Third

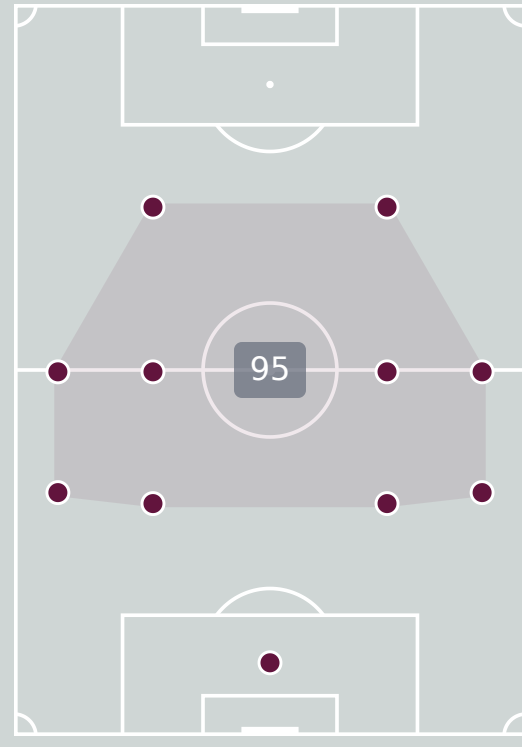
101

Offers Made in Middle Third

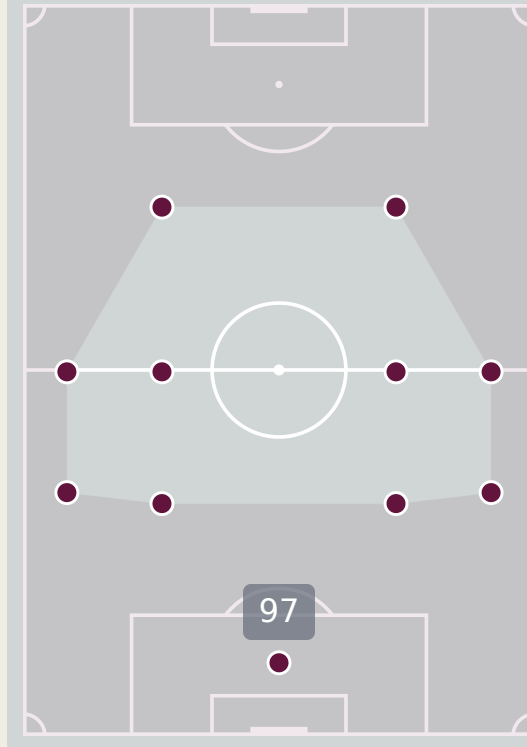
40

Offers Made in Defensive Third

Offers Made Inside Shape



Offers Made Outside Shape



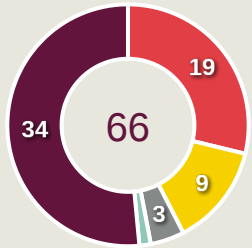
#	Player	Offers Made	Offers Received	% Made & Received
21	SOBIROV Muhammadyusuf	1	1	100%
3	URINBOEV Yakhyo	20	5	25%
5	TULKUNBEKOV Azizbek	15	5	33.3%
6	UKTAMOV Ozodbek	4	1	25%
7	MIRZAEV Lazizbek	33	14	42.4%
9	SAIDOV Amirbek	9	2	22.2%
13	DJUMATOV Bekhruz	6	4	66.7%
14	SHODIBOEV Shodiyor	18	1	5.6%
17	KARIMOV Ollabergan	44	13	29.5%
19	ABDULBORIEV Sherzodbek	10	8	80%
20	ABDULLAEV Dilshod	9	3	33.3%
2	YOKUBOV Aminbek	3	1	33.3%
11	ABRAEV Kuvonchbek	3	2	66.7%
15	ERGASHOV Ozodbek	5	2	40%
16	REIMOV Mukhammedali	6	2	33.3%
18	HIKMATULLAEV Jasur	6	2	33.3%



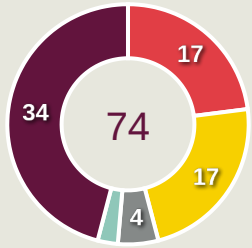
Movement to Receive

Movement Types by Phase

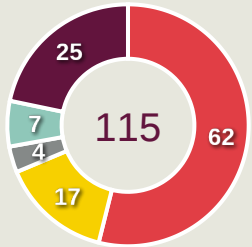
Final Third Phase



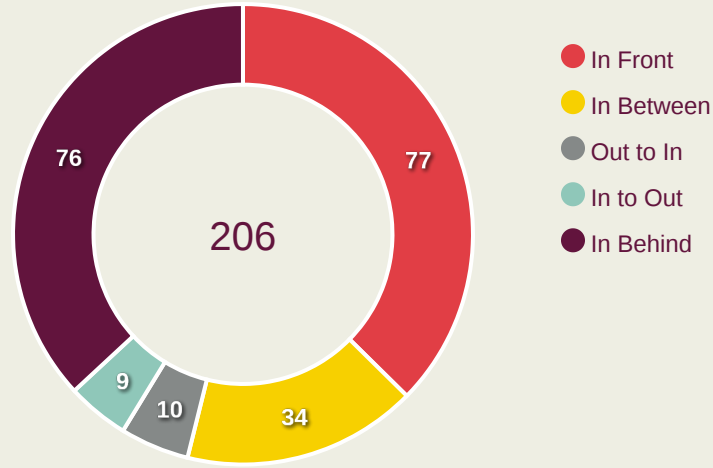
Progression Phase



Build Up Phase



All Movement Types

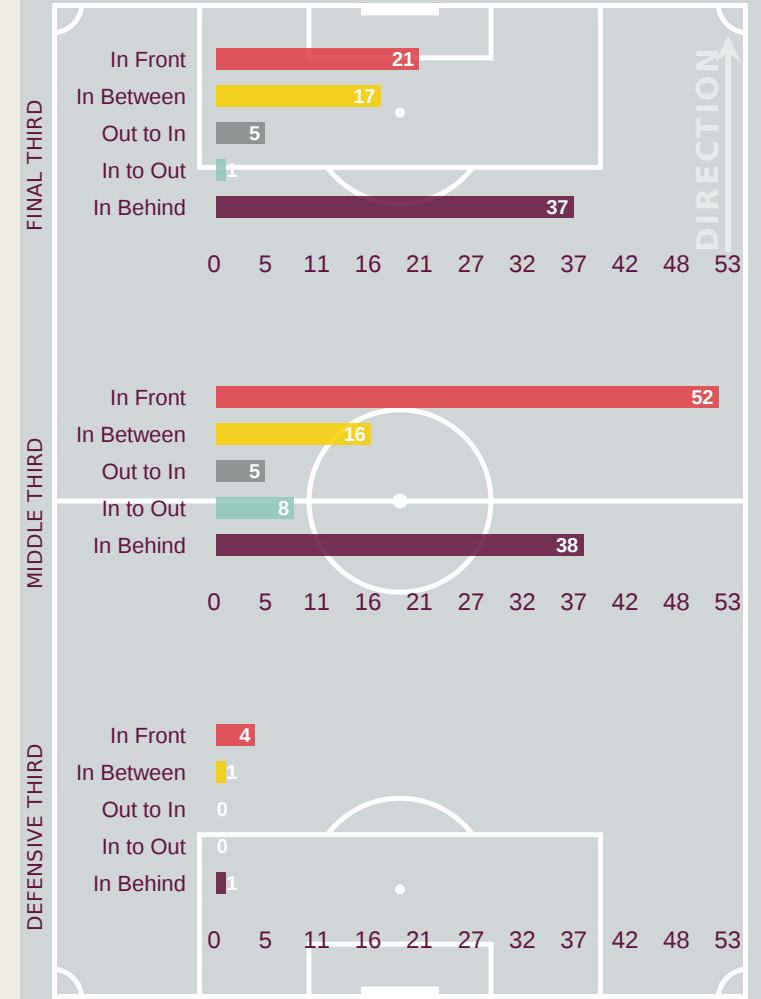


- In Front
- In Between
- Out to In
- In to Out
- In Behind

Top Ranked Players

Type	Player	Movements
In Front	3 MAKALOU Hamidou	19
In Between	11 KANATE Ibrahim	10
Out to In	8 DIARRA Ibrahim	4
In to Out	8 DIARRA Ibrahim	6
In Behind	17 DOUMBIA Mamadou	21

Movement Types Pitch Third

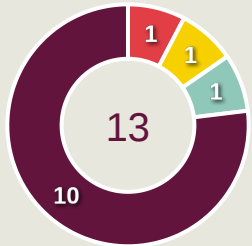




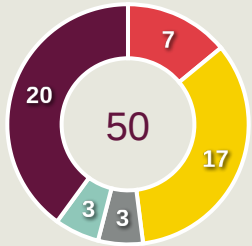
Movement to Receive

Movement Types by Phase

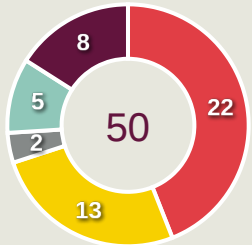
Final Third Phase



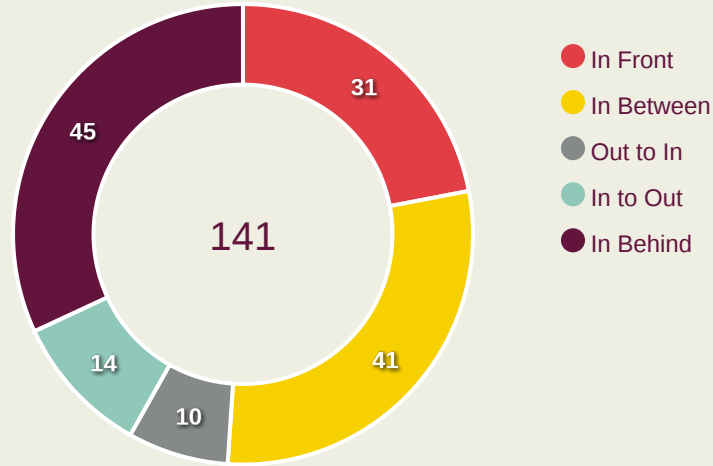
Progression Phase



Build Up Phase



All Movement Types

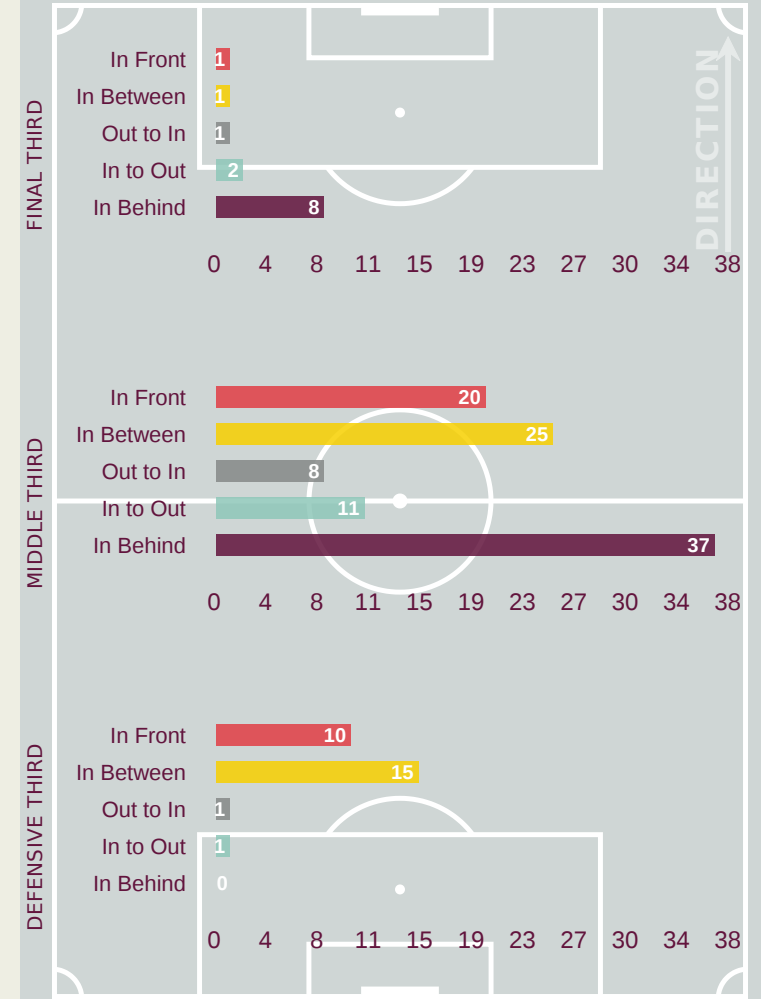


- In Front
- In Between
- Out to In
- In to Out
- In Behind

Top Ranked Players

Type	Player	Movements
In Front	5 TULKUNBEKOV Azizbek	8
In Between	17 KARIMOV Ollabergan	17
Out to In	17 KARIMOV Ollabergan	4
In to Out	17 KARIMOV Ollabergan	7
In Behind	7 MIRZAEV Lazizbek	13

Movement Types Pitch Third



OUT OF POSSESSION



U-17 WORLD CUP
INDONESIA 2023



Mali v Uzbekistan





Defensive Actions

70

Forced Turnovers

35

Possession Regained

11

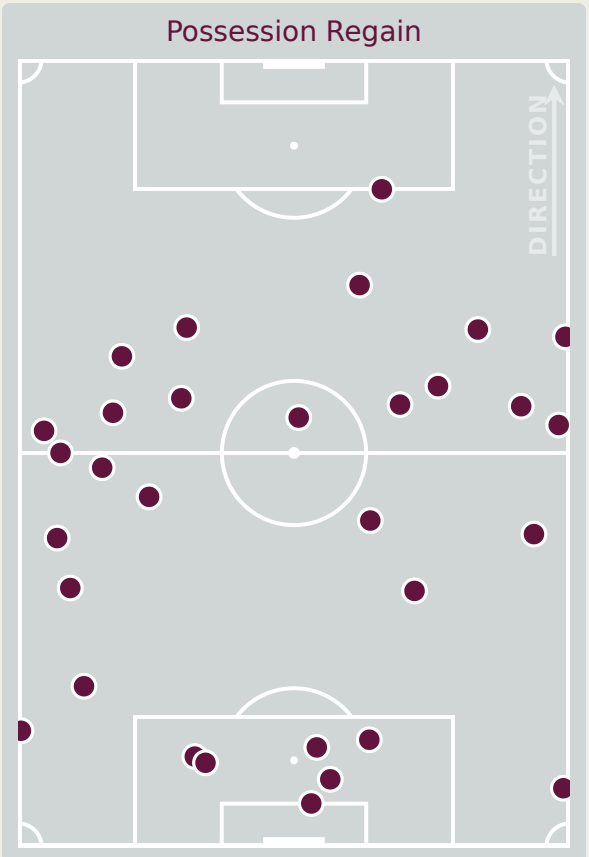
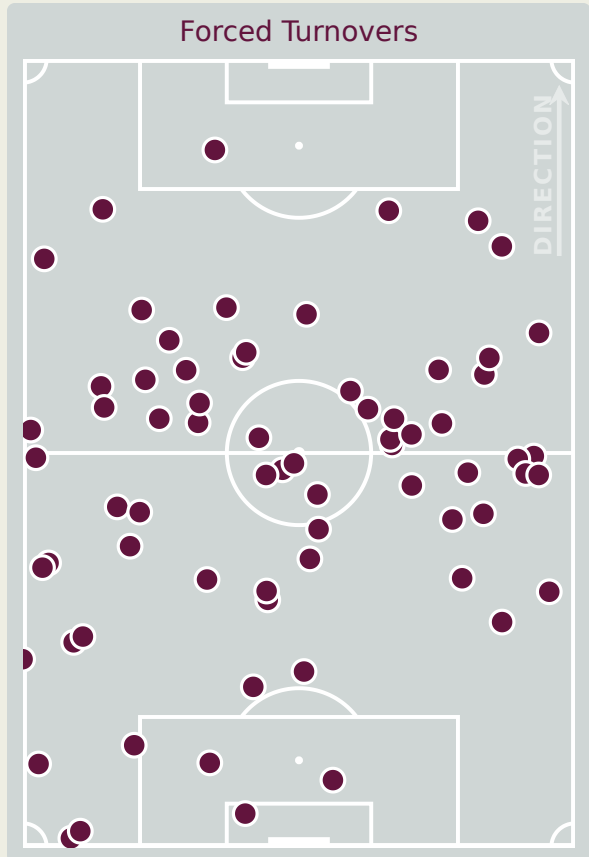
Interceptions

46

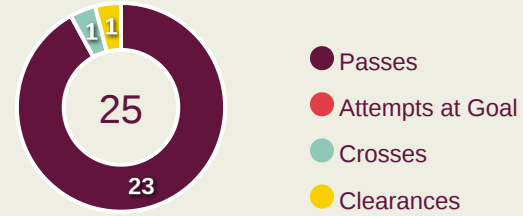
Tackles

5.04

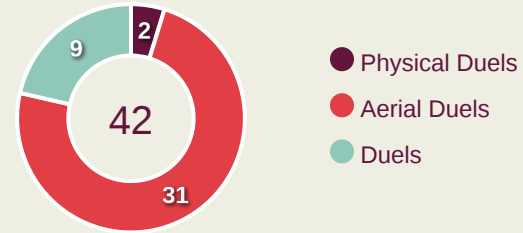
Possession Actions / Defensive Action



Blocks



Possession Contests



Most Possession Regains

12

KONE Sekou
DEFENSIVE MIDFIELD CENTRE LEFT

#	Player	Total Possession Regains
1	KONE Bourama	4
2	TRAORE Moussa	3
3	MAKALOU Hamidou	1
4	SANOGO Souleymane	4
5	TRAORE Issa	4
6	KONE Sekou	12
8	DIARRA Ibrahim	0
10	TIA Ange Martial	1
11	KANATE Ibrahim	1
15	COULIBALY Baye	3
17	DOUMBIA Mamadou	1
9	LEINTU Salif Noah	0
14	THIERO Ousmane	1
18	DIOP Moussa Massire	0
19	BARRY Mahamoud	0

Uzbekistan



Defensive Actions

34

Forced Turnovers

34

Possession Regained

7

Interceptions

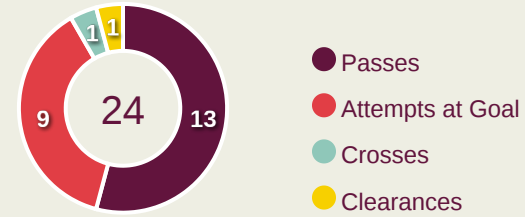
42

Tackles

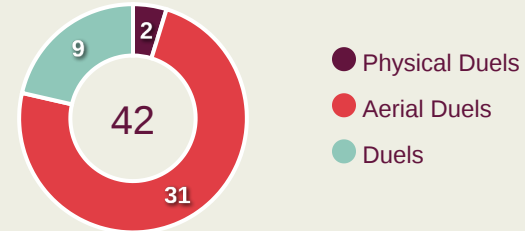
2.61

Possession Actions / Defensive Action

Blocks



Possession Contests

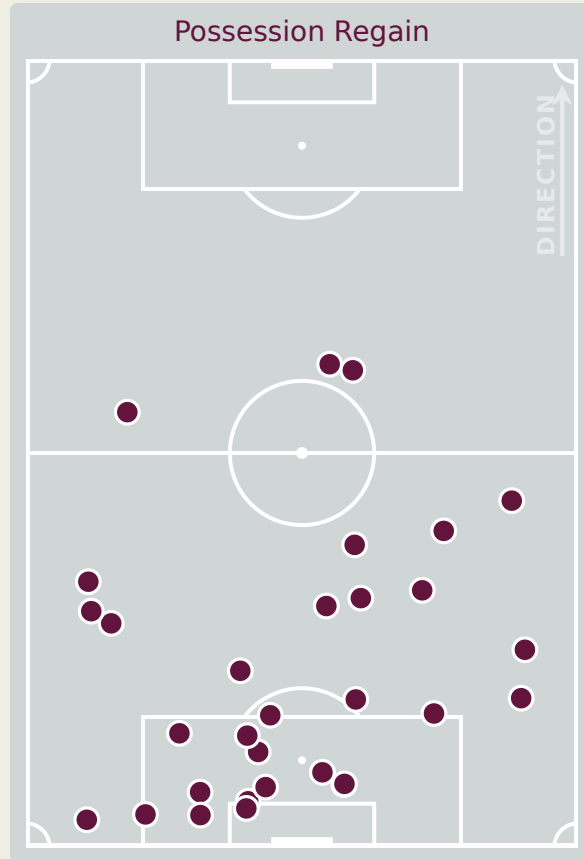
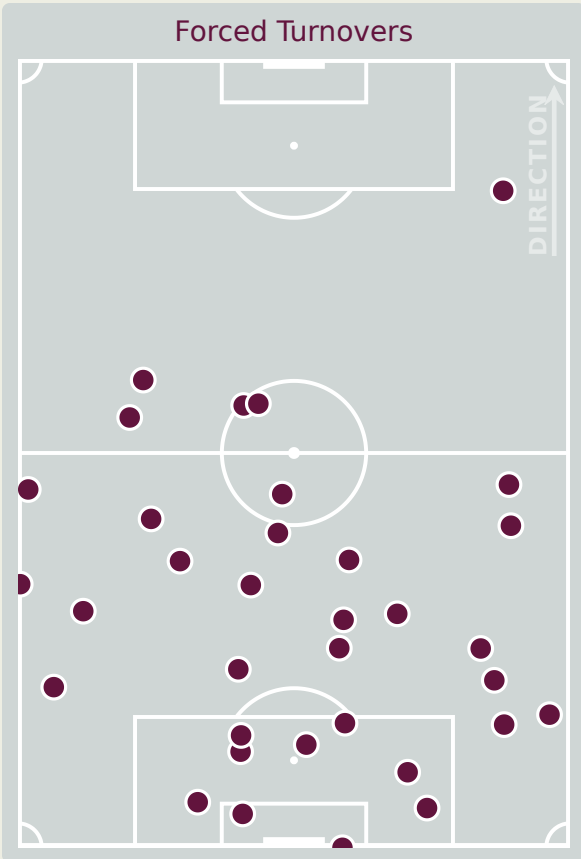


Most Possession Regains

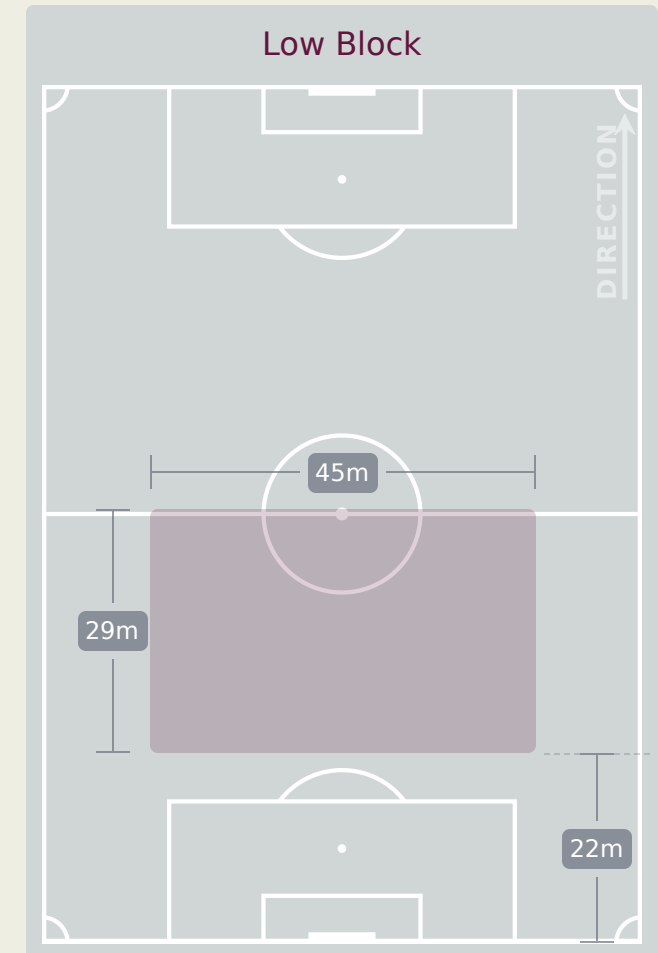
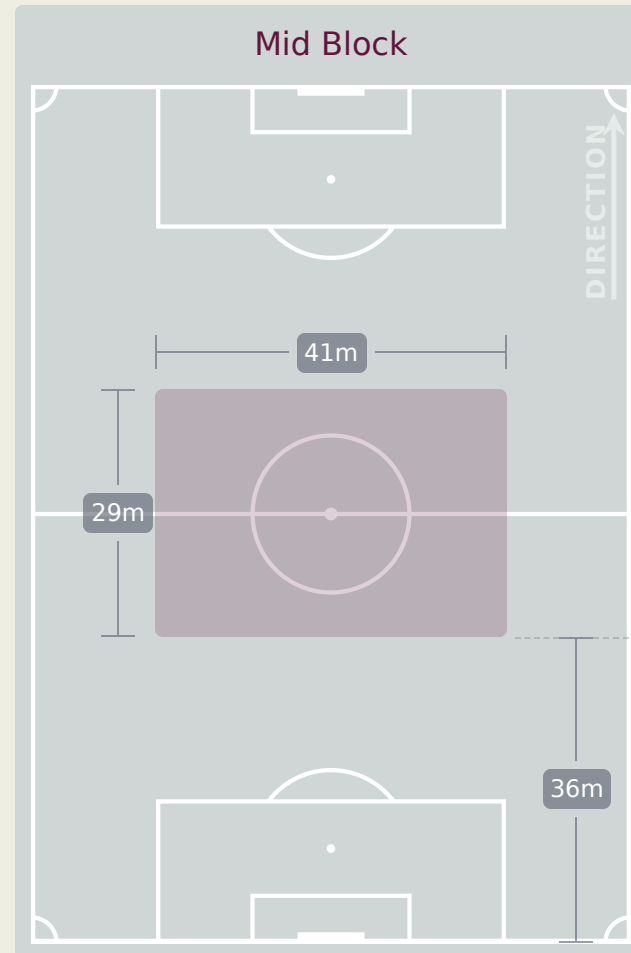
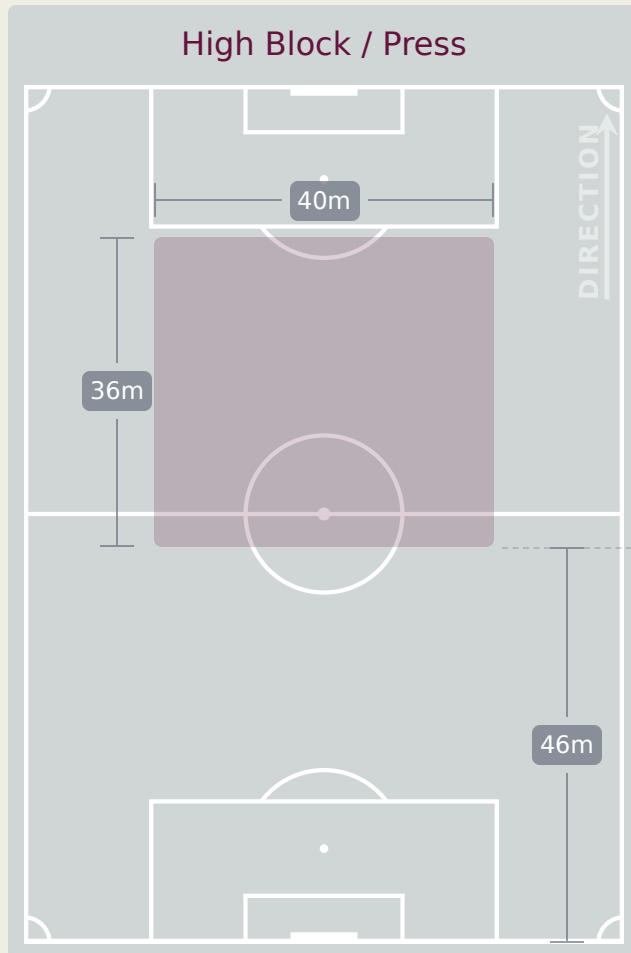
7

SOBIROV Muhammadyusuf
GOALKEEPER

#	Player	Total Possession Regains
21	SOBIROV Muhammadyusuf	7
3	URINBOEV Yakhyo	0
5	TULKUNBEKOV Azizbek	2
6	UKTAMOV Ozodbek	3
7	MIRZAEV Lazizbek	0
9	SAIDOV Amirbek	0
13	DJUMATOV Bekhruz	3
14	SHODIBOEV Shodiyor	1
17	KARIMOV Ollabergan	4
19	ABDULBORIEV Sherzodbek	4
20	ABDULLAEV Dilshod	6
2	YOKUBOV Aminbek	0
11	ABRAEV Kuvonchbek	0
15	ERGASHOV Ozodbek	1
16	REIMOV Mukhammedali	3
18	HIKMATULLAEV Jasur	0

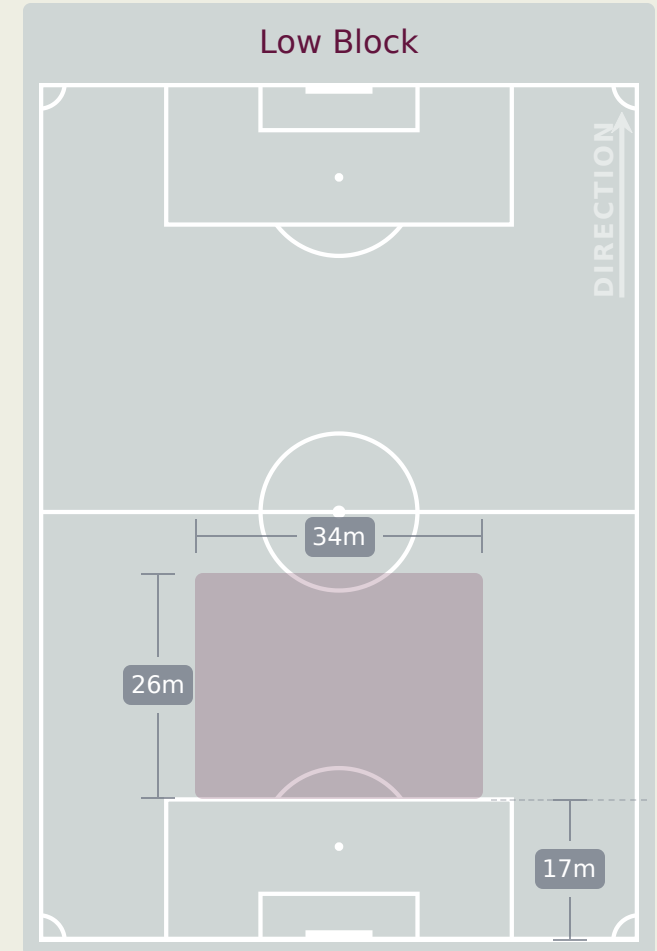
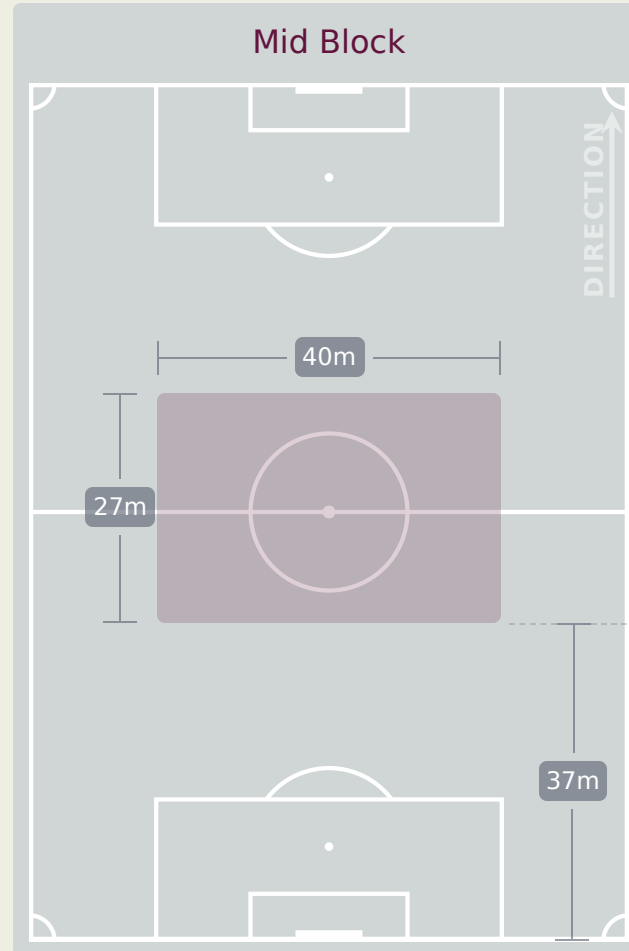
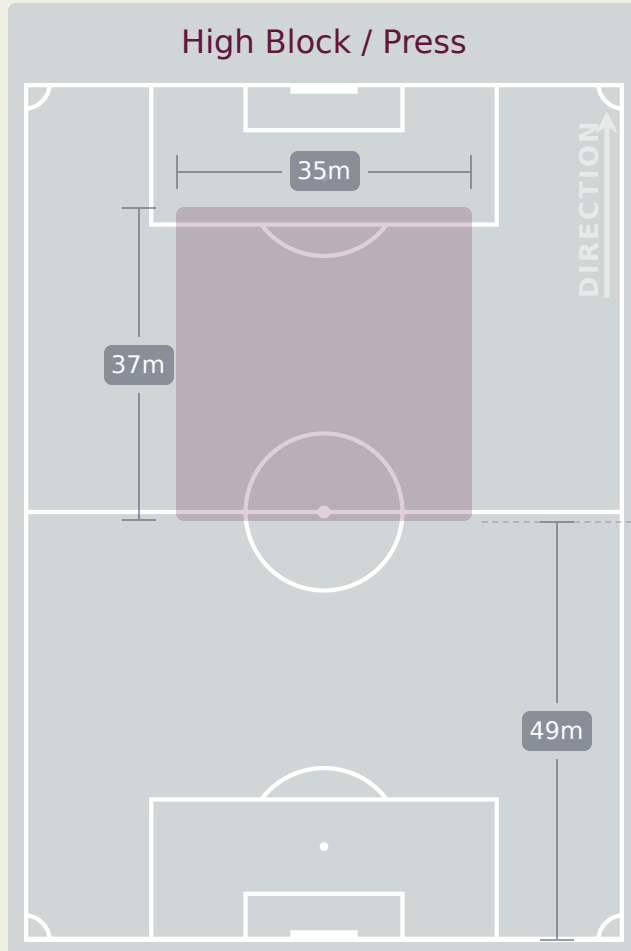


Defensive Line Height & Team Length



Defensive Line Height & Team Length

Uzbekistan



Defensive Pressure



193	Total Pressures	225
43	Direct Pressures	51
1.42s	Avg Pressure Duration	1.37s
70	Forced Turnovers	34
11.84s	Ball Recovery Time	14.18s
106	Pushing on into Pressing	68
267	Pushing on	166
37	Pressing Direction Inside	38
100	Pressing Direction Outside	121

Most Direct Pressures


11

KONE Sekou
DEFENSIVE MIDFIELD CENTRE LEFT

Most Direct Pressures

8

URINBOEV Yakhyo
RIGHT WINGER



GOALKEEPING



Mali v Uzbekistan

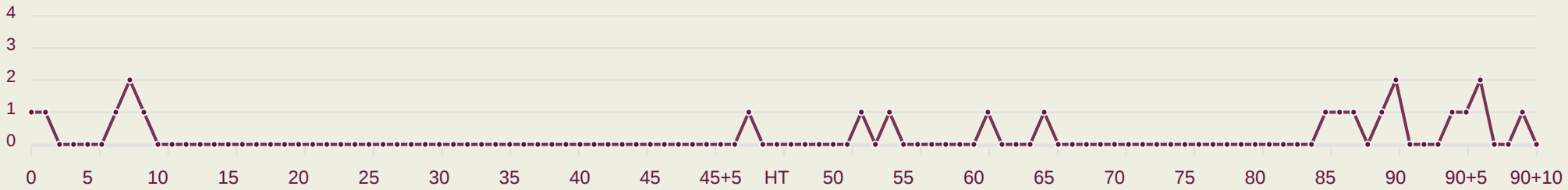


Goalkeeping Involvement



Mali

Mali GK Involvement Timeline

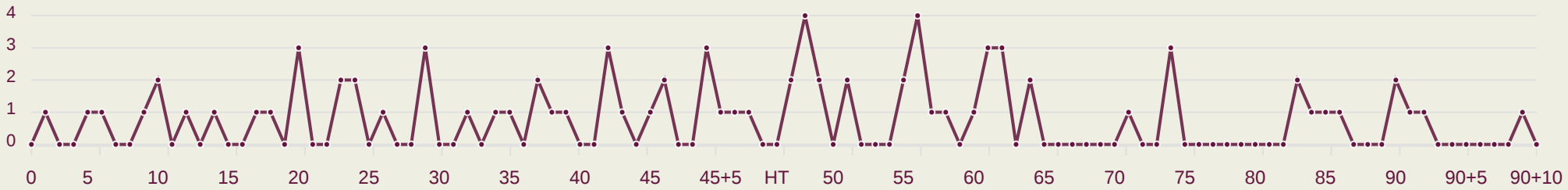


23
Total Involvements



Uzbekistan

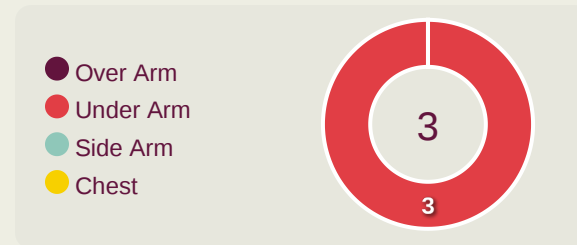
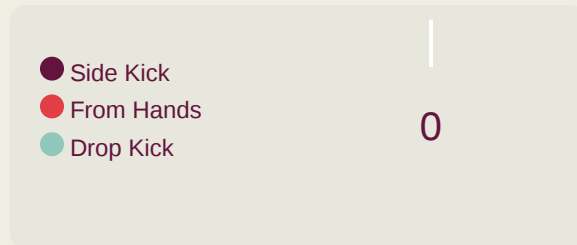
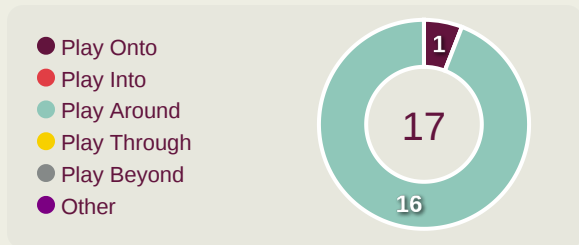
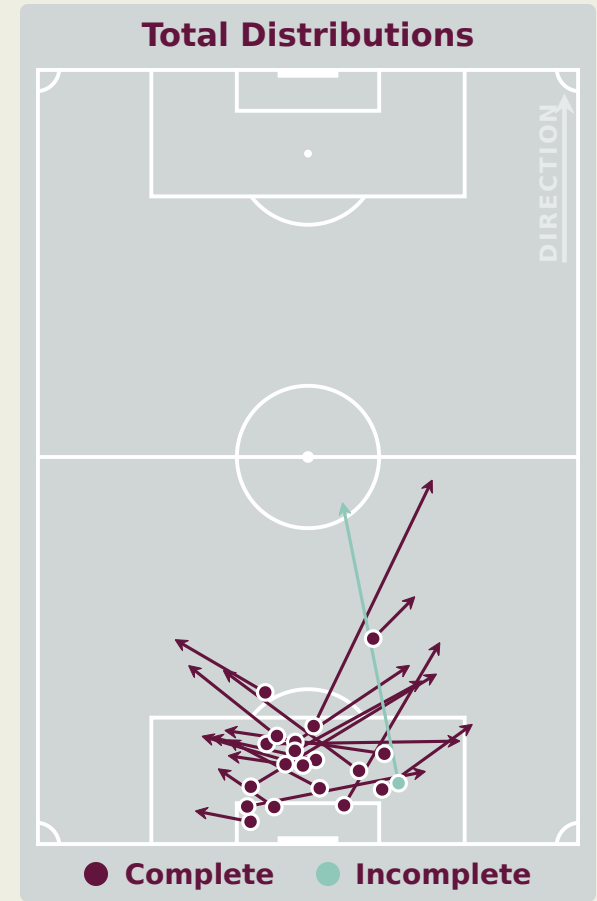
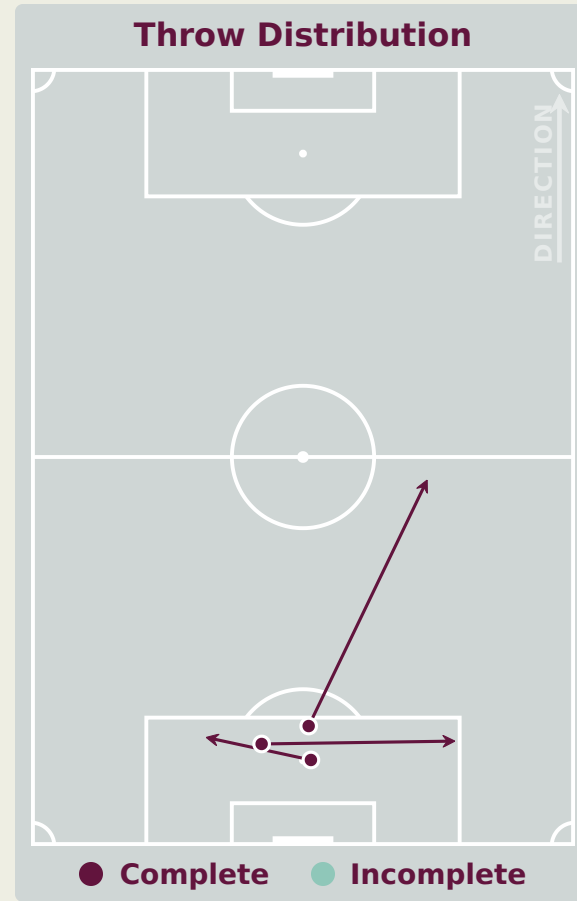
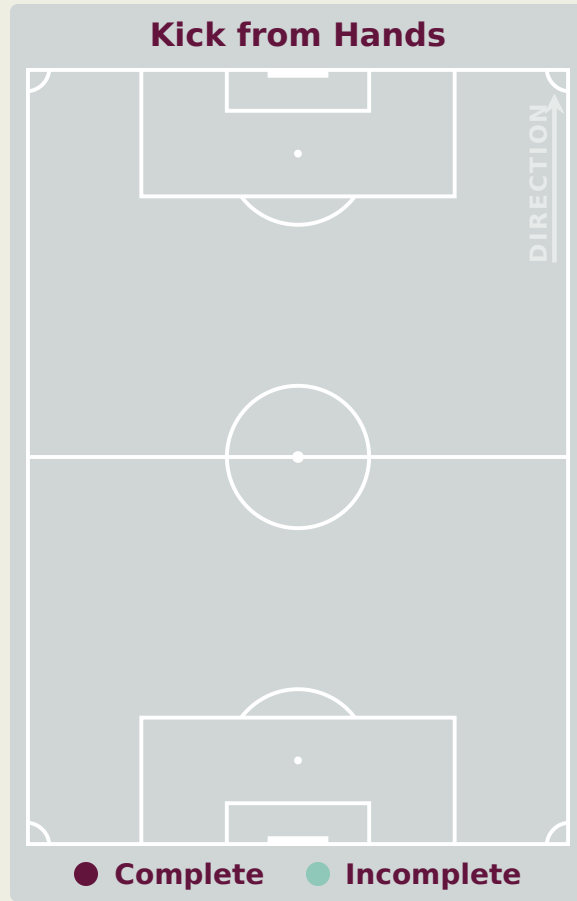
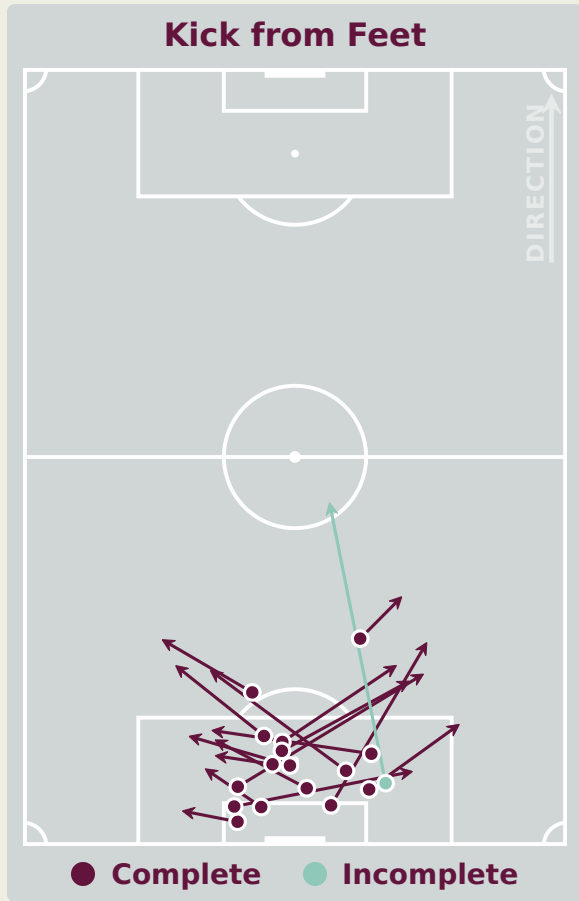
Uzbekistan GK Involvement Timeline



84
Total Involvements



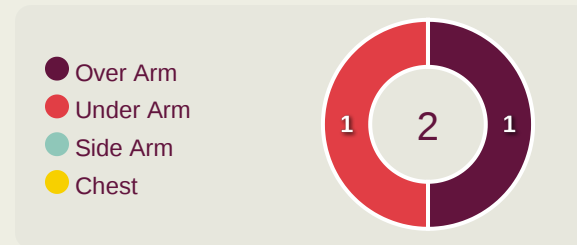
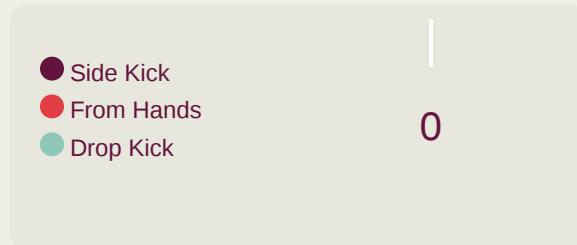
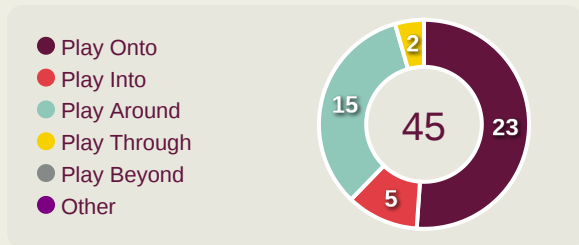
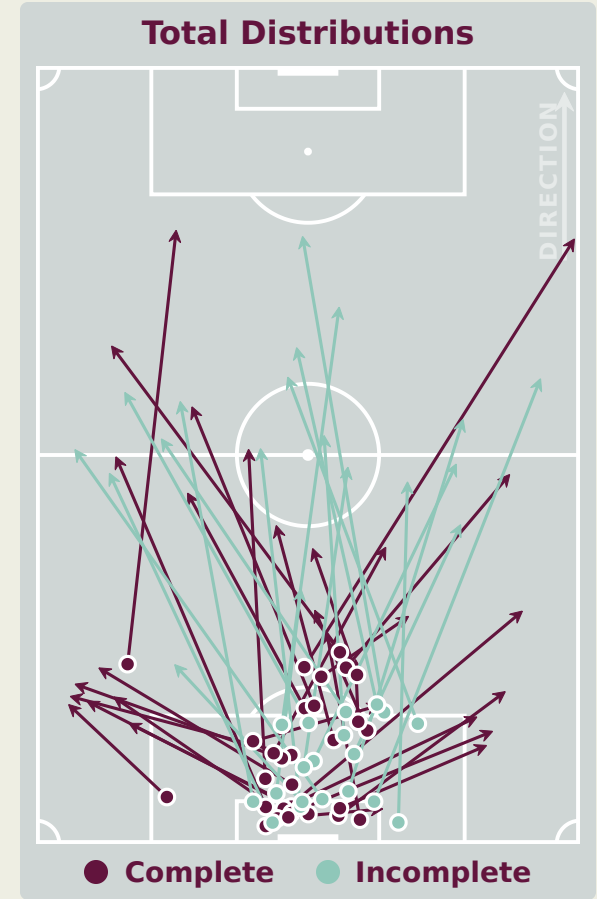
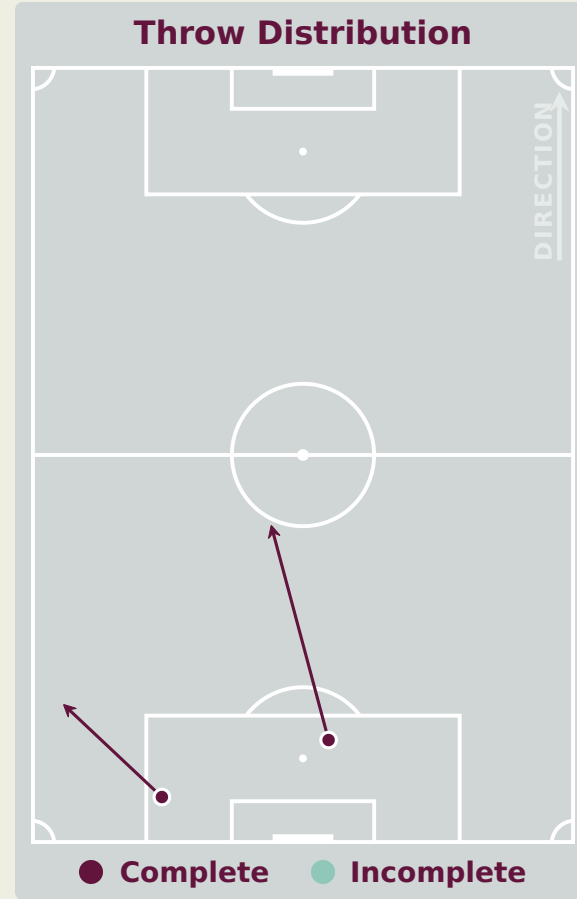
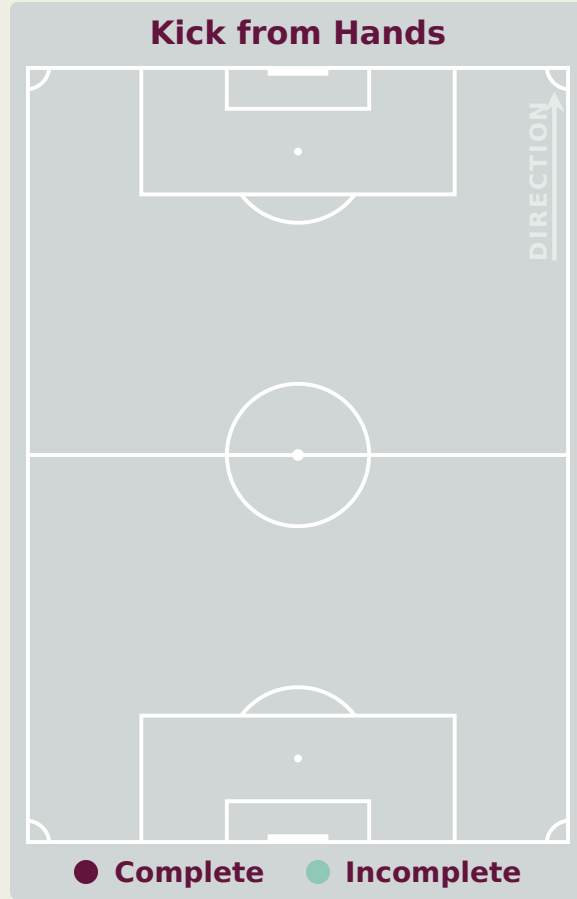
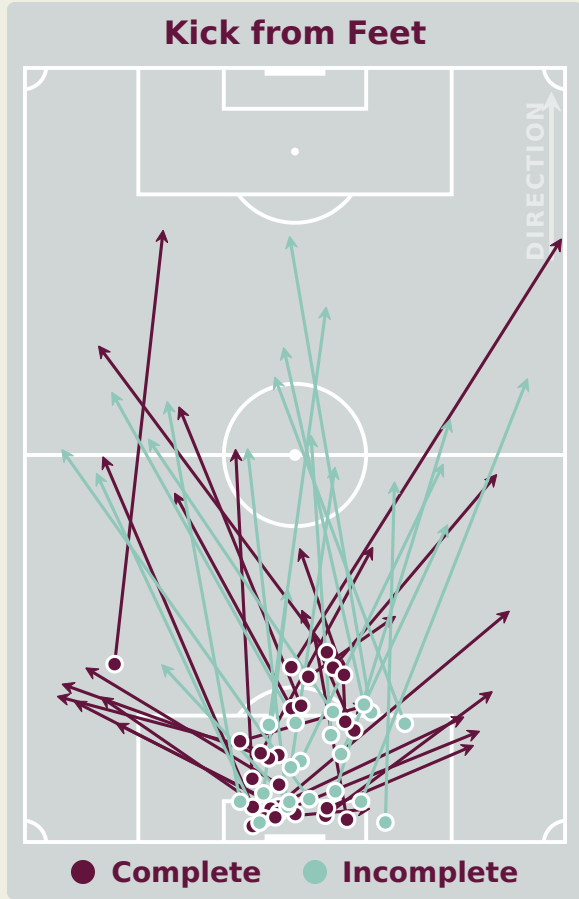
Goalkeeping Distribution



Uzbekistan

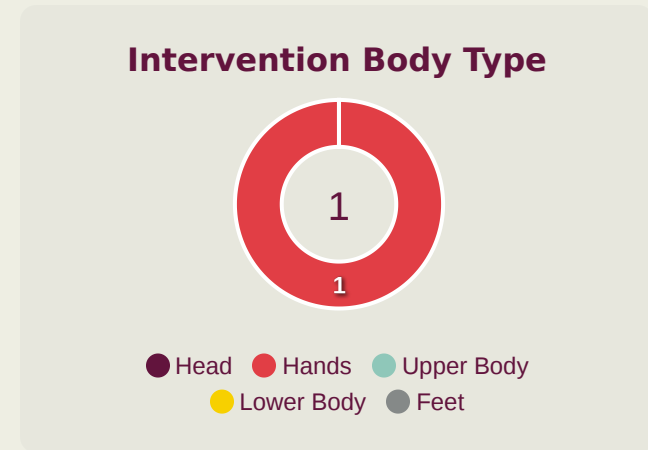
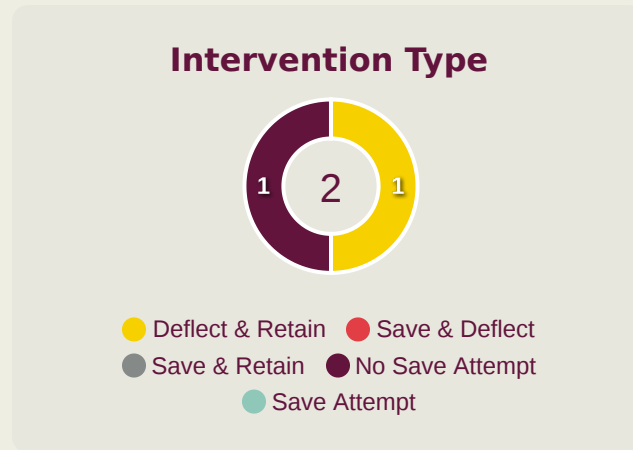
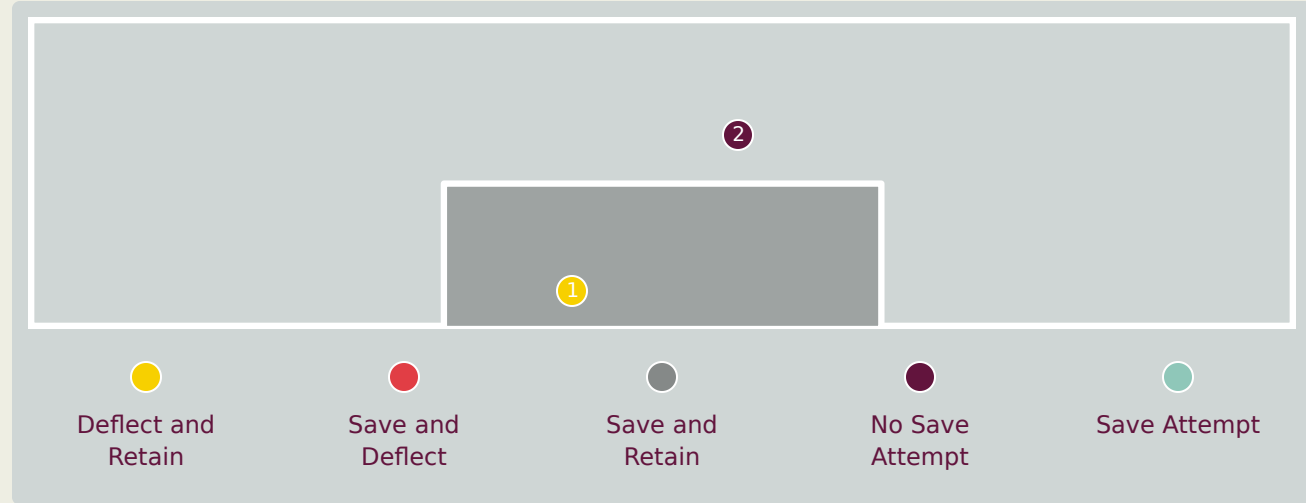
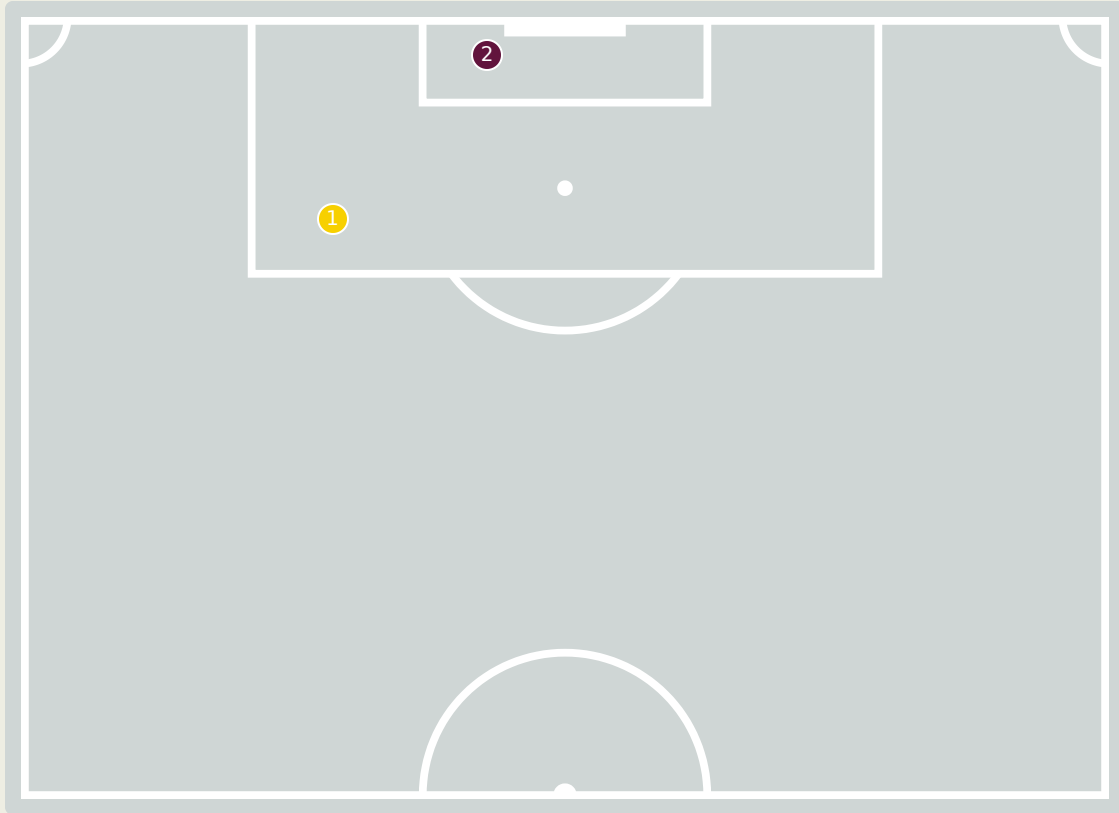


Goalkeeping Distribution





Goal Prevention



2
Total Attempts on Goal Faced

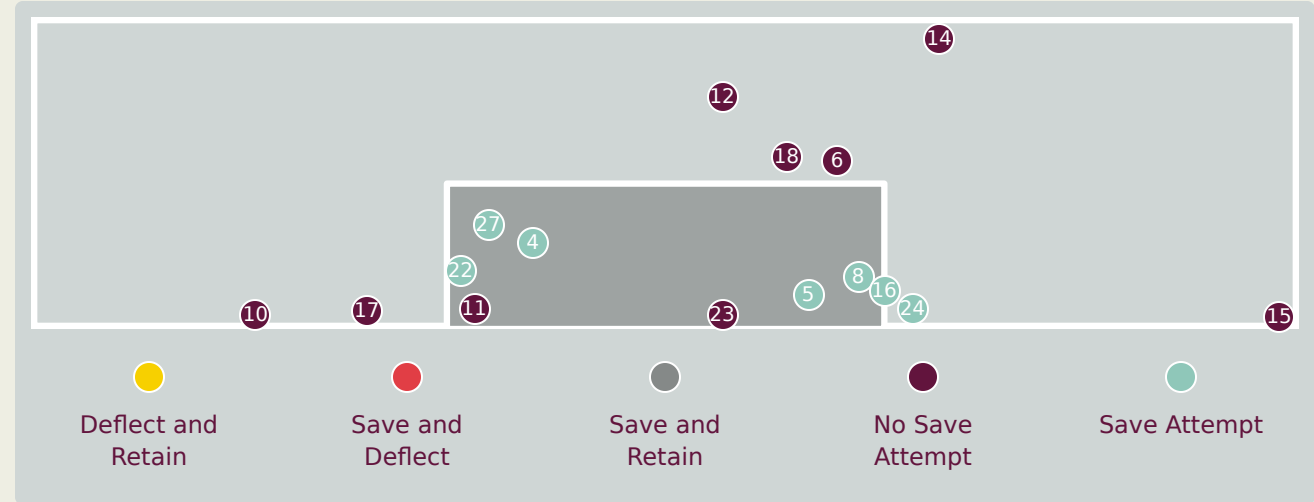
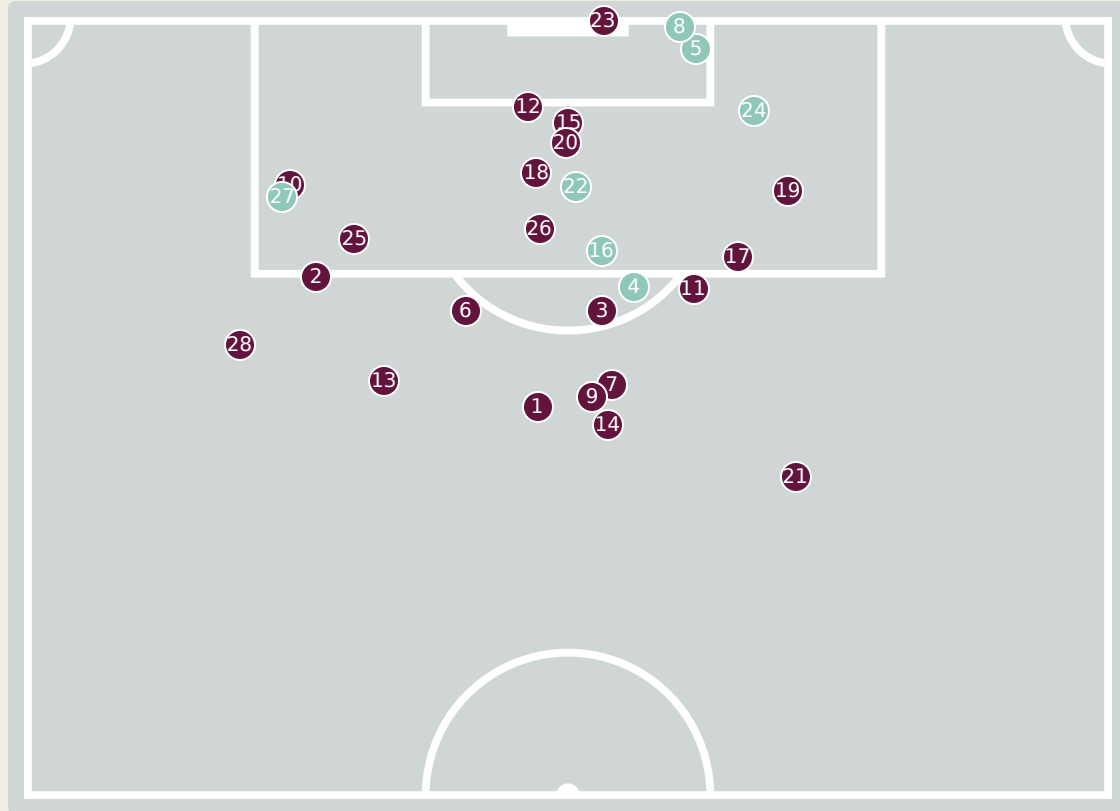
100
Save %

Total Attempts on Goal Faced	Total Goal Interventions	Save & Retain	Deflect & Retain	Save & Deflect	Save Attempt	No Save Attempt
2	0	0	0	0	0	1

Uzbekistan



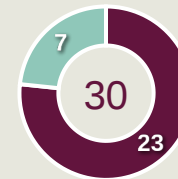
Goal Prevention



30
Total Attempts on Goal Faced

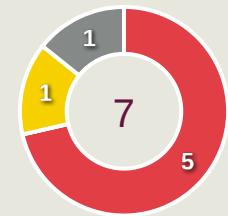
0
Save %

Intervention Type



● Deflect & Retain ● Save & Deflect
● Save & Retain ● No Save Attempt
● Save Attempt

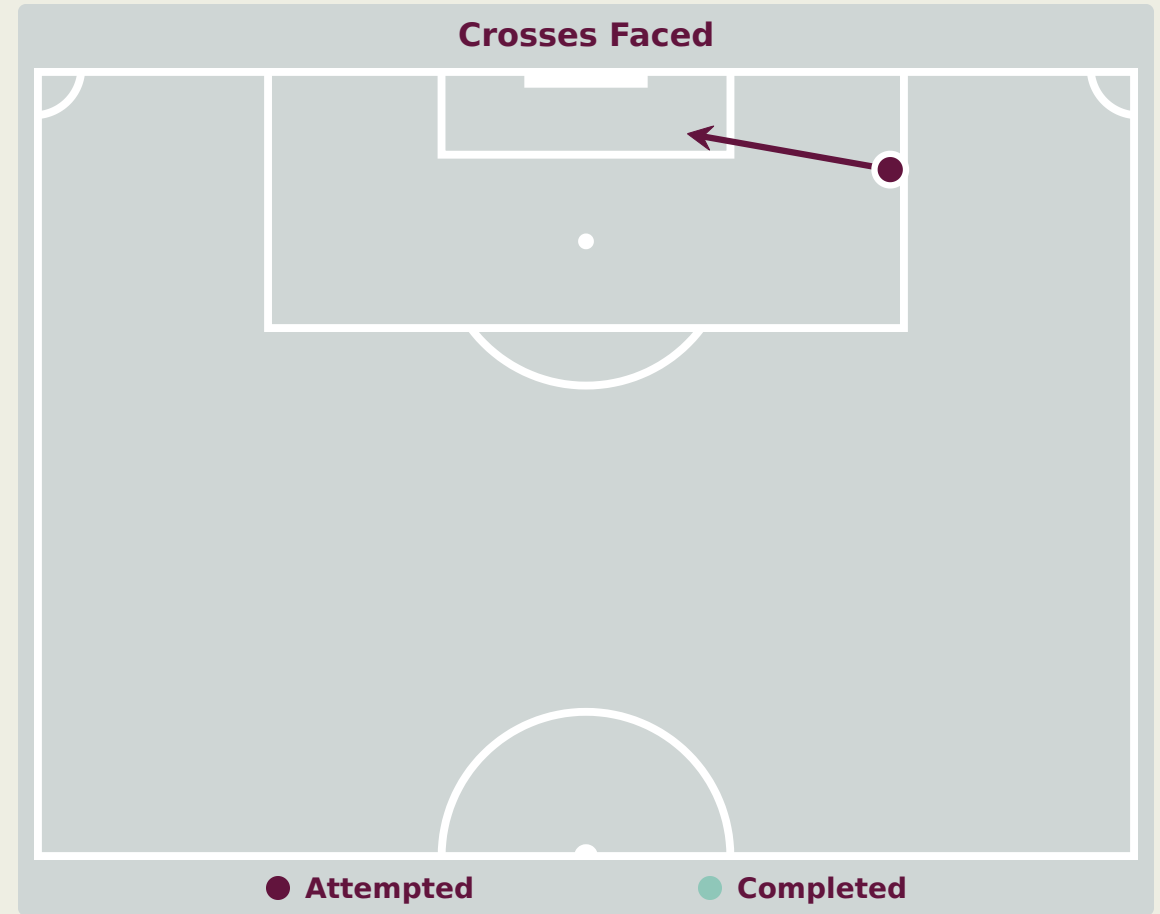
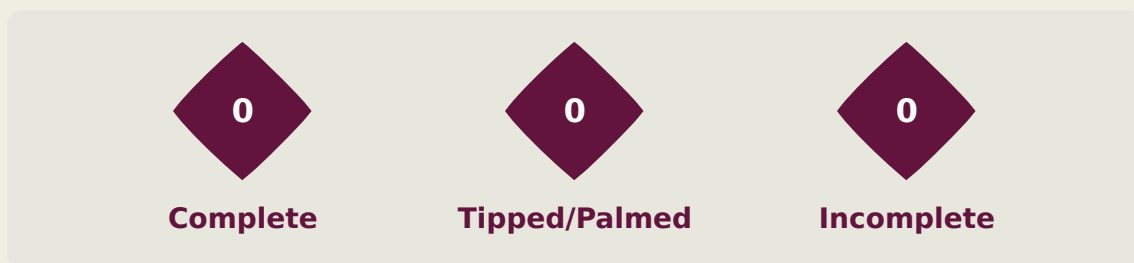
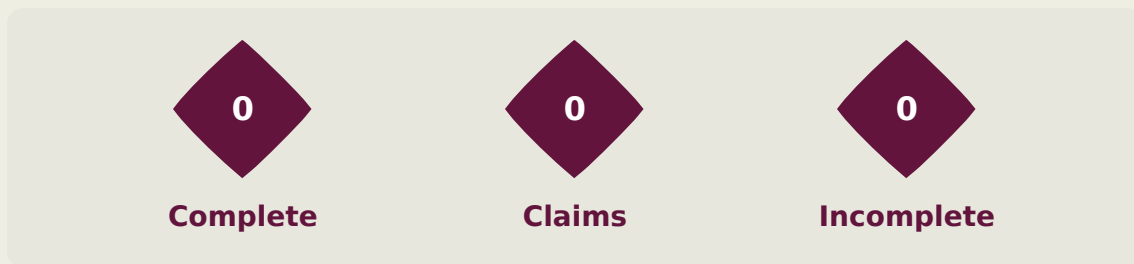
Intervention Body Type



● Head ● Hands ● Upper Body
● Lower Body ● Feet

Total Attempts on Goal Faced	Total Goal Interventions	Save & Retain	Deflect & Retain	Save & Deflect	Save Attempt	No Save Attempt
30	0	0	0	0	7	23

Aerial Control



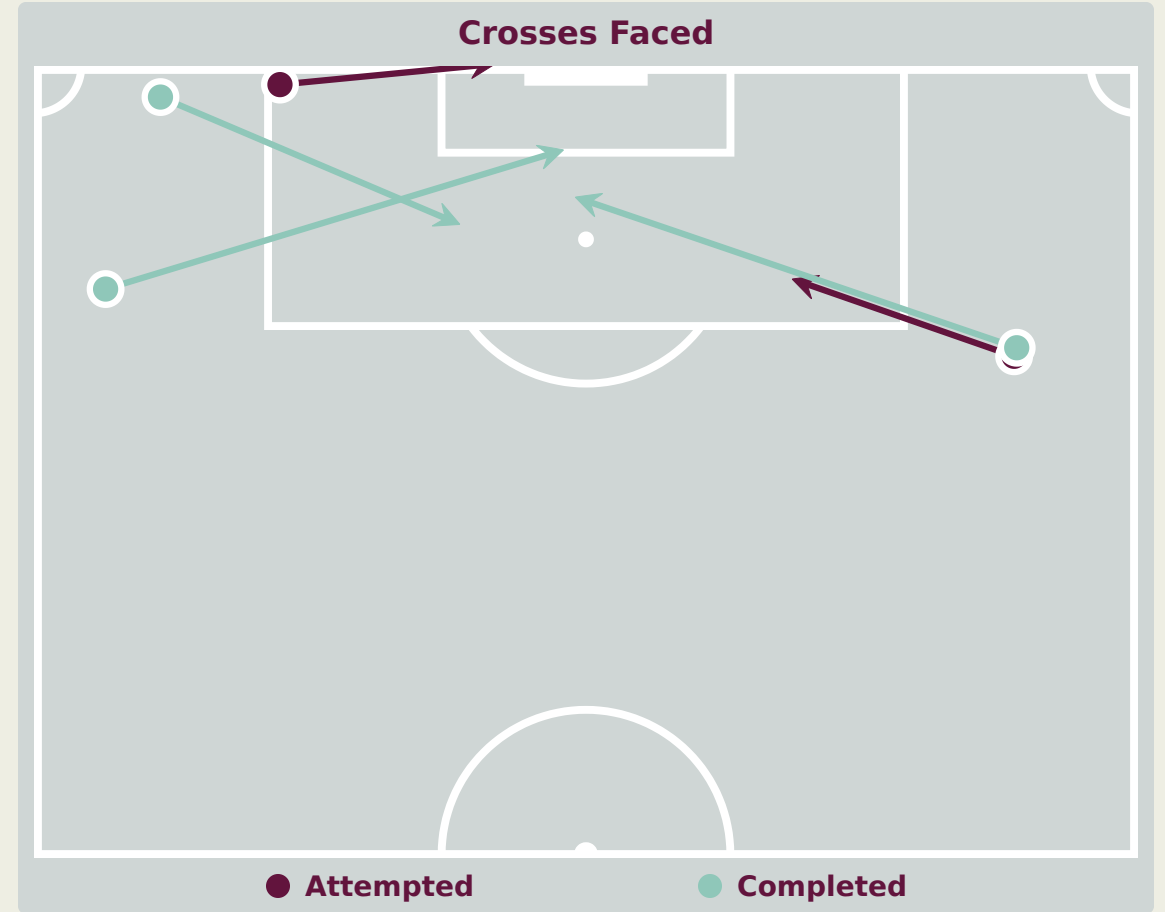
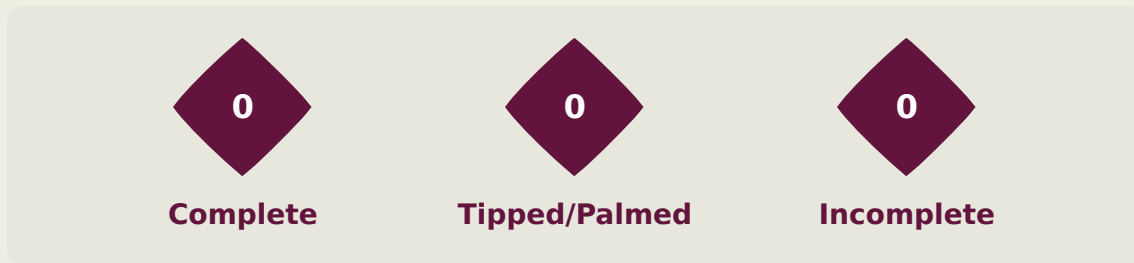
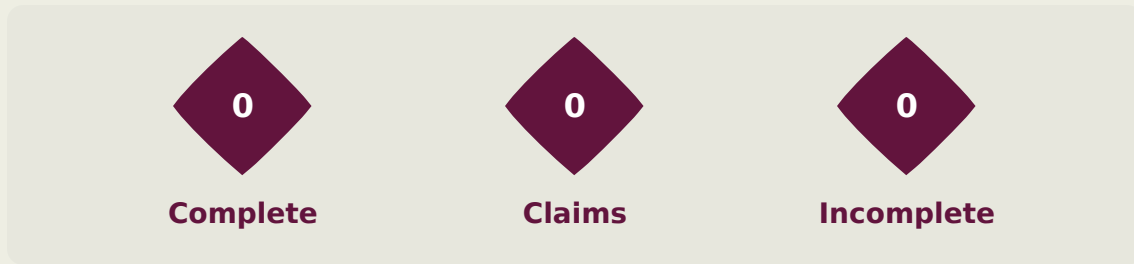
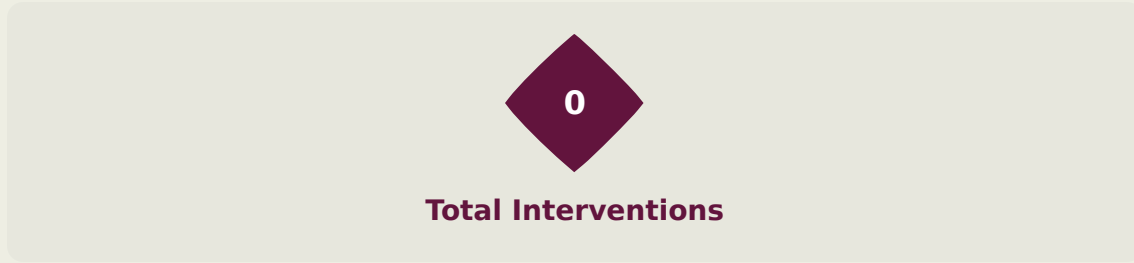
Delivery Types Faced

Total	In Swing	Out Swing	Driven	Lofted	Cutback	Push
5	3	1	0	0	0	1

Uzbekistan



Aerial Control



Delivery Types Faced

Total	In Swing	Out Swing	Driven	Lofted	Cutback	Push
9	1	1	3	3	0	1

SET PLAYS

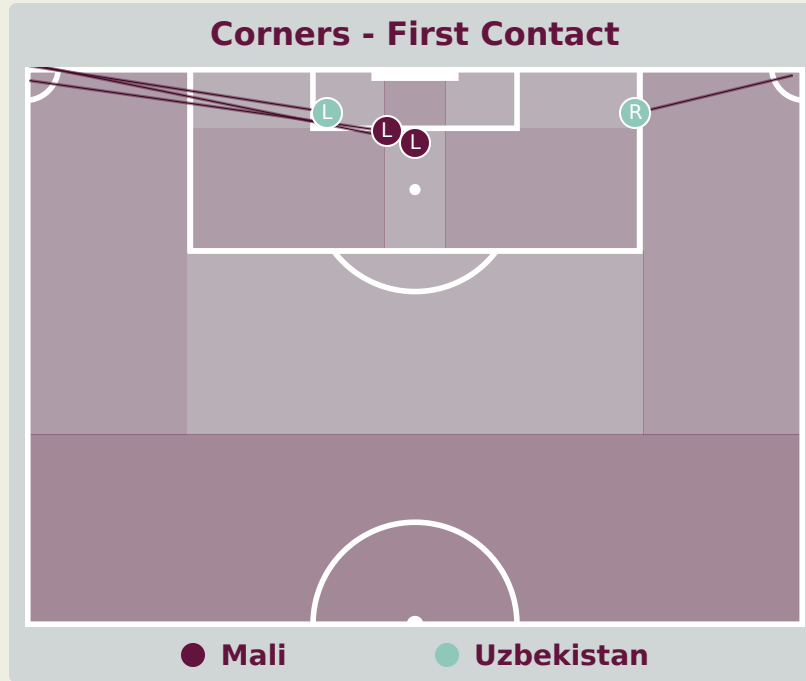


Mali v Uzbekistan





Set Plays - Corners



Delivery Type	From Left Side	From Right Side	Total
Direct to Area	2	1	3
Short	1	0	1
Edge of Penalty Area	0	0	0

Delivery Style	Total
Inswing	1
Outswing	0
Driven	1

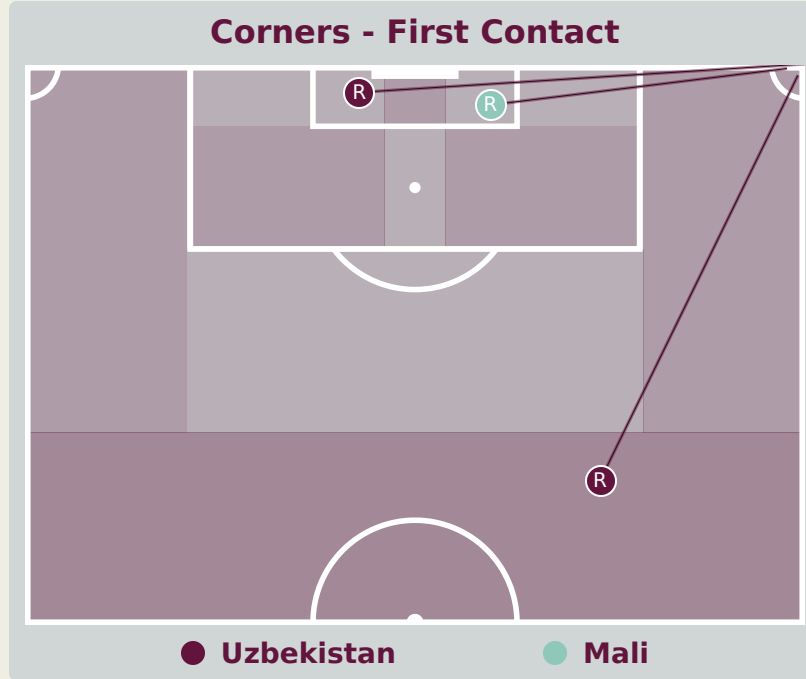
Free Kicks	
Type	Total
Direct	10
Direct (on target)	0
Direct (off target)	0
Indirect	2



Top 5 Player First Contacts		
Player	Team	Total
DOUMBIA Mamadou	Mali	2
SHODIBOEV Shodiyor	Uzbekistan	1
KARIMOV Ollabergan	Uzbekistan	1

Set Plays - Corners

Uzbekistan



Delivery Type	From Left Side	From Right Side	Total
Direct to Area	0	2	2
Short	0	1	1
Edge of Penalty Area	0	0	0

Delivery Style	Total
Inswing	2
Outswing	0
Driven	0

Free Kicks	
Type	Total
Direct	10
Direct (on target)	0
Direct (off target)	0
Indirect	4

First Contacts on Uzbekistan Crosses



Top 5 Player First Contacts		
Player	Team	Total
MIRZAEV Lazizbek	Uzbekistan	1
REIMOV Mukhammedali	Uzbekistan	1
KONE Sekou	Mali	1

INDIVIDUAL DATA IN POSSESSION



Mali v Uzbekistan





In Possession - Distributions

#	Player	Passes Attempted	Passes Completed	Pass Completion %	Switches of Play	Crosses Attempted	Crosses Completed	Line Breaks Attempted	Line Breaks Completed	Line Break Completion %	Ball Progressions	Take Ons	Step Ins	Attempts at Goal	Goals
1	KONE Bourama	20	19	95%	0	0	0	2	1	50%	0	0	0	0	0
2	TRAORE Moussa	53	45	85%	0	0	0	8	6	75%	4	0	4	0	0
3	MAKALOU Hamidou	73	65	89%	0	4	2	25	20	80%	3	0	3	2	0
4	SANOGO Souleymane	42	36	86%	0	1	0	5	4	80%	0	0	0	1	0
5	TRAORE Issa	44	41	93%	0	0	0	9	6	66%	1	0	1	0	0
6	KONE Sekou	78	71	91%	0	0	0	18	14	77%	6	2	4	3	0
8	DIARRA Ibrahim	31	28	90%	0	1	1	12	9	75%	6	4	2	4	0
10	TIA Ange Martial	33	28	85%	0	1	0	3	1	33%	0	0	0	3	0
11	KANATE Ibrahim	26	21	81%	0	1	0	8	5	62%	10	7	3	4	0
15	COULIBALY Baye	58	53	91%	0	0	0	11	7	63%	1	0	1	0	0
17	DOUMBIA Mamadou	12	11	92%	0	0	0	1	1	100%	0	0	0	9	3
9	LEINTU Salif Noah	1	1	100%	0	1	1	0	0	0%	1	1	0	0	0
14	THIERO Ousmane	12	12	100%	0	0	0	2	2	100%	0	0	0	0	0
18	DIOP Moussa Massire	10	10	100%	0	0	0	3	3	100%	0	0	0	0	0
19	BARRY Mahamoud	2	1	50%	0	0	0	0	0	0%	1	1	0	2	0



In Possession - Offers & Receptions

			Offer movement types						
#	Player	Total Offers	In Front	In Between	Out to In	In to Out	In Behind	No Movement	Offers Received
1	KONE Bourama	3	0	0	0	0	0	3	1
2	TRAORE Moussa	13	7	0	0	0	1	5	4
3	MAKALOU Hamidou	33	19	3	1	2	2	6	16
4	SANOGO Souleymane	24	8	0	1	0	6	9	14
5	TRAORE Issa	2	1	0	0	0	0	1	1
6	KONE Sekou	25	12	4	0	0	2	7	20
8	DIARRA Ibrahim	38	6	7	4	6	9	6	9
10	TIA Ange Martial	20	8	1	0	1	9	1	9
11	KANATE Ibrahim	66	12	10	2	0	19	23	13
15	COULIBALY Baye	9	1	0	0	0	0	8	6
17	DOUMBIA Mamadou	31	1	7	0	0	21	2	7
9	LEINTU Salif Noah	6	0	0	0	0	4	2	1
14	THIERO Ousmane	3	2	1	0	0	0	0	2
18	DIOP Moussa Massire	4	0	1	1	0	1	1	3
19	BARRY Mahamoud	3	0	0	1	0	2	0	2

Uzbekistan



In Possession - Distributions

#	Player	Passes Attempted	Passes Completed	Pass Completion %	Switches of Play	Crosses Attempted	Crosses Completed	Line Breaks Attempted	Line Breaks Completed	Line Break Completion %	Ball Progressions	Take Ons	Step Ins	Attempts at Goal	Goals
21	SOBIROV Muhammadyusuf	48	29	60%	0	0	0	28	11	39%	0	0	0	0	0
3	URINBOEV Yakhyo	8	6	75%	0	1	0	3	2	66%	0	0	0	0	0
5	TULKUNBEKOV Azizbek	43	36	84%	0	0	0	12	9	75%	1	0	1	0	0
6	UKTAMOV Ozodbek	35	25	71%	0	0	0	14	9	64%	1	0	1	0	0
7	MIRZAEV Lazizbek	30	23	77%	0	0	0	4	0	0%	1	0	1	2	0
9	SAIDOV Amirbek	13	10	77%	0	0	0	0	0	0%	2	2	0	0	0
13	DJUMATOV Bekhruz	39	31	79%	0	0	0	11	7	63%	1	0	1	0	0
14	SHODIBOEV Shodiyor	6	4	67%	0	0	0	1	1	100%	2	1	1	0	0
17	KARIMOV Ollabergan	32	19	59%	0	0	0	8	4	50%	0	0	0	0	0
19	ABDULBORIEV Sherzodbek	41	29	71%	0	4	1	27	15	55%	2	1	1	0	0
20	ABDULLAEV Dilshod	30	28	93%	0	0	0	8	6	75%	1	0	1	0	0
2	YOKUBOV Aminbek	1	1	100%	0	0	0	0	0	0%	0	0	0	0	0
11	ABRAEV Kuvonchbek	5	5	100%	0	0	0	4	4	100%	2	2	0	0	0
15	ERGASHOV Ozodbek	8	7	88%	0	0	0	2	1	50%	0	0	0	0	0
16	REIMOV Mukhammedali	17	15	88%	0	0	0	1	1	100%	0	0	0	0	0
18	HIKMATULLAEV Jasur	4	3	75%	0	0	0	1	1	100%	1	0	1	0	0



In Possession - Offers & Receptions

			Offer movement types						
#	Player	Total Offers	In Front	In Between	Out to In	In to Out	In Behind	No Movement	Offers Received
21	SOBIROV Muhammadyusuf	1	0	0	0	0	0	1	1
3	URINBOEV Yakhyo	20	0	3	1	2	10	4	5
5	TULKUNBEKOV Azizbek	15	8	4	0	0	1	2	5
6	UKTAMOV Ozodbek	4	0	0	0	0	0	4	1
7	MIRZAEV Lazizbek	33	3	5	2	3	13	7	14
9	SAIDOV Amirbek	9	0	1	0	0	8	0	2
13	DJUMATOV Bekhruz	6	2	0	0	0	0	4	4
14	SHODIBOEV Shodiyor	18	0	1	1	1	9	6	1
17	KARIMOV Ollabergan	44	6	17	4	7	2	8	13
19	ABDULBORIEV Sherzodbek	10	3	1	0	1	0	5	8
20	ABDULLAEV Dilshod	9	4	1	0	0	0	4	3
2	YOKUBOV Aminbek	3	0	2	1	0	0	0	1
11	ABRAEV Kuvonchbek	3	0	1	0	0	2	0	2
15	ERGASHOV Ozodbek	5	1	0	0	0	0	4	2
16	REIMOV Mukhammedali	6	3	3	0	0	0	0	2
18	HIKMATULLAEV Jasur	6	1	2	1	0	0	2	2

INDIVIDUAL DATA OUT OF POSSESSION



Mali v Uzbekistan



Mali



Out of Possession

#	Player	Tackles Made / Won	Blocks	Interceptions	Pressing Direct	Pressing Indirect	Duels Won - Aerial	Duels Won - Physical	Possession Contests won	Clearances	Loose Ball Receptions	Pushing On	Pushing On into Pressing	Possession Regains	Possession Interrupted
1	KONE Bourama	0 / 0	0	0	0	0	0	0	0	0	3	0	0	4	0
2	TRAORE Moussa	6 / 0	2	1	5	5	3	0	4	4	10	21	8	3	4
3	MAKALOU Hamidou	3 / 0	2	1	5	25	2	0	2	1	8	43	16	1	2
4	SANOGO Souleymane	2 / 0	0	0	5	8	4	0	4	3	6	18	4	4	1
5	TRAORE Issa	7 / 0	2	1	1	3	2	0	2	6	9	22	1	4	7
6	KONE Sekou	9 / 0	8	2	11	19	3	0	4	3	11	37	17	12	6
8	DIARRA Ibrahim	3 / 0	3	0	1	12	0	0	0	0	8	13	8	0	2
10	TIA Ange Martial	5 / 0	2	2	4	24	0	0	1	0	3	22	14	1	2
11	KANATE Ibrahim	2 / 0	4	1	2	15	0	0	0	0	1	25	11	1	1
15	COULIBALY Baye	5 / 0	2	1	4	2	2	0	3	2	8	11	3	3	2
17	DOUMBIA Mamadou	0 / 0	0	1	0	28	2	2	4	1	2	40	19	1	0
9	LEINTU Salif Noah	1 / 0	0	0	1	4	0	0	0	0	1	5	2	0	0
14	THIERO Ousmane	2 / 0	0	0	3	2	0	0	0	0	2	6	2	1	1
18	DIOP Moussa Massire	1 / 0	0	1	1	0	0	0	0	0	0	2	0	0	0
19	BARRY Mahamoud	0 / 0	0	0	0	3	0	0	0	0	0	2	1	0	0

Out of Possession

Uzbekistan



#	Player	Tackles Made / Won	Blocks	Interceptions	Pressing Direct	Pressing Indirect	Duels Won - Aerial	Duels Won - Physical	Possession Contests won	Clearances	Loose Ball Receptions	Pushing On	Pushing On into Pressing	Possession Regains	Possession Interrupted
21	SOBIROV Muhammadyusuf	0 / 0	0	0	0	0	0	0	0	0	4	0	0	7	0
3	URINBOEV Yakhyo	5 / 0	2	0	8	10	1	0	2	2	4	17	9	0	5
5	TULKUNBEKOV Azizbek	7 / 0	2	1	5	13	0	0	0	0	7	19	1	2	3
6	UKTAMOV Ozodbek	1 / 0	2	0	0	4	1	0	1	3	7	3	1	3	3
7	MIRZAEV Lazizbek	1 / 0	4	2	3	33	1	0	2	0	6	11	7	0	5
9	SAIDOV Amirbek	0 / 0	0	0	2	30	3	0	3	0	5	24	17	0	0
13	DJUMATOV Bekhruz	3 / 0	0	2	5	10	0	0	0	4	3	26	7	3	3
14	SHODIBOEV Shodiyor	1 / 0	1	0	3	17	2	0	3	0	3	16	5	1	0
17	KARIMOV Ollabergan	4 / 0	3	1	5	27	0	0	1	1	8	13	9	4	2
19	ABDULBORIEV Sherzodbek	6 / 0	2	1	7	6	3	0	4	3	9	13	4	4	2
20	ABDULLAEV Dilshod	8 / 0	7	0	7	5	1	0	1	6	3	7	2	6	7
2	YOKUBOV Aminbek	1 / 0	0	0	1	3	0	0	0	0	0	3	1	0	0
11	ABRAEV Kuvonchbek	0 / 0	0	0	0	6	0	0	0	0	3	3	2	0	0
15	ERGASHOV Ozodbek	1 / 0	1	0	1	0	0	0	0	0	0	2	1	1	1
16	REIMOV Mukhammedali	1 / 0	2	0	2	6	0	0	0	2	6	5	1	3	1
18	HIKMATULLAEV Jasur	3 / 0	0	0	2	4	0	0	0	0	1	4	1	0	2

INDIVIDUAL DATA PHYSICAL



Mali v Uzbekistan



Mali



Physical Data

#	Player	Total Distance (m)	Zone 1: 0-7 km/h (m)	Zone 2: 7-15 km/h (m)	Zone 3: 15-20 km/h (m)	Zone 4: 20-25 km/h (m)	Zone 5: 25+ km/h (m)	High Speed Runs (Zone 4)	Sprints (Zone 5)	Top Speed (km/h)
1	KONE Bourama	4123.7	3398.3	596.7	85.4	31.8	11.5	7.0	5.0	26.9
2	TRAORE Moussa	9149.0	3824.3	3778.5	1000.9	407.1	137.2	95.0	35.0	31.5
3	MAKALOU Hamidou	10501.8	3746.0	4799.3	1238.2	590.2	127.1	117.0	56.0	31.1
4	SANOOGO Souleymane	7985.2	3396.1	2801.2	954.2	670.0	164.5	89.0	47.0	31.5
5	TRAORE Issa	8864.9	3985.7	3468.8	820.0	445.0	143.6	88.0	39.0	33.4
6	KONE Sekou	10493.2	3471.1	4476.4	1724.0	785.9	35.7	142.0	56.0	30.6
8	DIARRA Ibrahim	9253.7	3633.0	3404.4	1458.4	624.6	133.3	127.0	46.0	31.1
10	TIA Ange Martial	8095.1	2706.2	3415.3	1343.0	573.1	56.7	116.0	48.0	29.6
11	KANATE Ibrahim	9797.2	3869.9	4078.6	1062.0	540.8	245.9	94.0	46.0	32.8
15	COULIBALY Baye	9287.9	3735.6	4039.3	925.1	470.9	117.0	85.0	35.0	29.8
17	DOUMBIA Mamadou	8954.3	3392.8	3898.7	892.7	534.6	235.5	87.0	43.0	32.5
9	LEINTU Salif Noah	1119.7	394.5	433.4	172.9	71.7	47.3	13.0	5.0	30.8
14	THIERO Ousmane	2278.8	654.7	1172.0	344.1	108.0	0	27.0	8.0	28.4
18	DIOP Moussa Massire	1251.8	404.1	418.7	252.6	99.8	76.6	18.0	11.0	31.0
19	BARRY Mahamoud	1316.7	319.4	669.4	197.5	83.9	46.6	19.0	8.0	33.4

Physical Data

Uzbekistan



#	Player	Total Distance (m)	Zone 1: 0-7 km/h (m)	Zone 2: 7-15 km/h (m)	Zone 3: 15-20 km/h (m)	Zone 4: 20-25 km/h (m)	Zone 5: 25+ km/h (m)	High Speed Runs (Zone 4)	Sprints (Zone 5)	Top Speed (km/h)
21	SOBIROV Muhammadyusuf	3653.5	2826.7	724.1	72.7	30.3	0	11.0	3.0	22.9
3	URINBOEV Yakhyo	6072.5	1835.7	2890.5	904.2	389.2	52.2	84.0	28.0	28.8
5	TULKUNBEKOV Azizbek	10161.9	3781.2	4980.3	1044.6	298.8	57.9	85.0	23.0	30.5
6	UKTAMOV Ozodbek	5169.3	2350.0	2200.6	481.3	124.1	13.4	44.0	11.0	27.3
7	MIRZAEV Lazizbek	10483.5	3916.6	4544.6	1391.2	524.2	106.9	125.0	38.0	31.3
9	SAIDOV Amirbek	10107.2	3530.4	4529.0	1364.5	533.7	149.6	123.0	45.0	32.0
13	DJUMATOV Bekhruz	9203.2	3253.3	4229.8	1168.8	481.3	70.9	102.0	32.0	29.6
14	SHODIBOEV Shodiyor	8116.0	3469.6	2904.7	1127.3	494.3	120.1	94.0	36.0	32.2
17	KARIMOV Ollabergan	9074.1	2642.4	4648.7	1533.5	199.6	49.9	124.0	19.0	26.8
19	ABDULBORIEV Sherzodbek	9925.8	4024.9	4103.3	1169.3	463.5	164.8	104.0	39.0	30.4
20	ABDULLAEV Dilshod	9679.5	3889.2	4408.0	919.5	394.0	68.7	90.0	27.0	33.0
2	YOKUBOV Aminbek	841.9	181.4	428.2	202.1	6.7	23.6	12.0	2.0	28.0
11	ABRAEV Kuvonchbek	1981.0	496.6	976.3	327.1	163.8	17.2	28.0	12.0	27.2
15	ERGASHOV Ozodbek	3196.9	1255.4	1441.8	290.9	179.7	29.1	27.0	13.0	28.6
16	REIMOV Mukhammedali	4936.5	1477.5	2270.8	867.3	241.4	79.5	61.0	18.0	28.8
18	HIKMATULLAEV Jasur	1860.1	513.2	867.8	332.2	117.2	29.8	27.0	10.0	26.9

