



U-17 WORLD CUP
INDONESIA 2023



Canada 1 - 5 Mali

Group B - Match 28
16 November 2023
16:00 Kick Off

Gelora Bung Tomo Stadium

POST MATCH SUMMARY REPORT

Match Summary - Teams



Canada



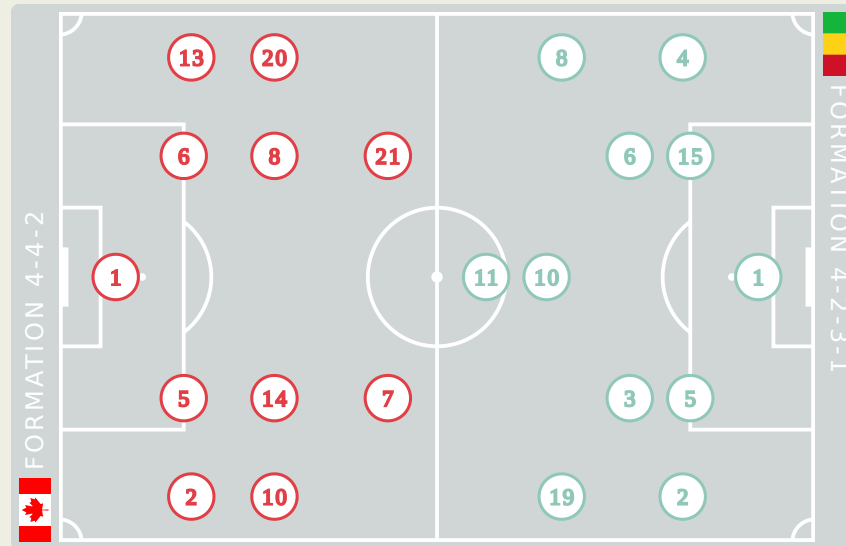
Mali

STARTING

1	GK	ABRAHAM Nathaniel	
2	DF	RIGOPOULOS Theo	
5	DF	OMEZE Chimere	
6	DF	STEFANOVIC Lazar (C)	
7	FW	TAHID Taryck	↓ 61'
8	MF	BADWAL Jeevan	
10	MF	IGBINOBARO Philip	↓ 39'
13	DF	CHUKWU Richard	⚽ 45'
14	MF	LONDONO Tyler	🟡 50' ↓ 74'
20	DF	AKLIL Lino	↓ 46'
21	FW	OZIMEC Lucas	↓ 60'

SUBSTITUTES

16	GK	KANTOROWICZ Dominic	
18	GK	OBRIEN Alexander	
3	DF	DE MONTIGNY Gael	↑ 46'
9	FW	KLUKOWSKI Antoni	↑ 61'
11	FW	TAVERNIER Kevaghna	↑ 39'
12	DF	FONG Aidan	↑ 60'
15	DF	FUNG Victor	
17	DF	GODIN Etienne	↑ 74'
19	FW	POP Erik	



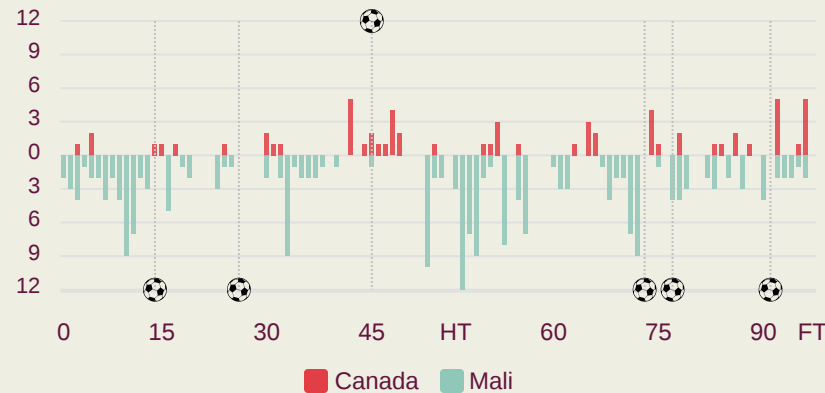
STARTING

	GK	1	KONE Bourama
	DF	2	TRAORE Moussa
⚽ 77'	🟡 55'	3	MAKALOU Hamidou
	DF	4	SANOGO Souleymane
	DF	5	TRAORE Issa
	DF	6	KONE Sekou
⚽ 14'		8	(C) DIARRA Ibrahim
	MF	10	TIA Ange Martial
↓ 81'	⚽ 73'	11	KANATE Ibrahim
	DF	15	COULIBALY Baye
↓ 80'	⚽ 26'	19	BARRY Mahamoud

SUBSTITUTES

	GK	16	SIDIBE Diaguine
	GK	21	DOUMBIA Seriba
	MF	7	SISSOKO Modibo
↑ 80'		9	LEINTU Salif Noah
↑ 81'		12	KONE Gaoussou
↑ 67'		13	TRAORE Badra
⚽ 90+1'	↑ 58'	14	THIERO Ousmane
↑ 67'		18	DIOP Moussa Massire
		20	DIARRA Ousmane

Distribution in the Final Third



Match Summary - Key Statistics



Possession

Total	29.8%	12.5%	57.7%	Total
1	Goals			5
9 (4)	Attempts at Goal (On Target)			32 (17)
297 (212)	Total Passes (Complete)			601 (530)
71 %	Pass Completion %			88 %
52	Completed Line Breaks			114
5	Defensive Line Breaks			8
45	Receptions in the Final Third			204
12	Crosses			12
10	Ball Progressions			53
278 (76)	Defensive Pressures Applied (Direct Pressures)			118 (34)
53	Forced Turnovers			53
62	Second Balls			105
119.1 km	Total Distance Covered			115.6 km
6.8 km	Zone 4 - Low Speed Sprinting: 20-25 km/h			7.7 km



Canada

Phases of Play

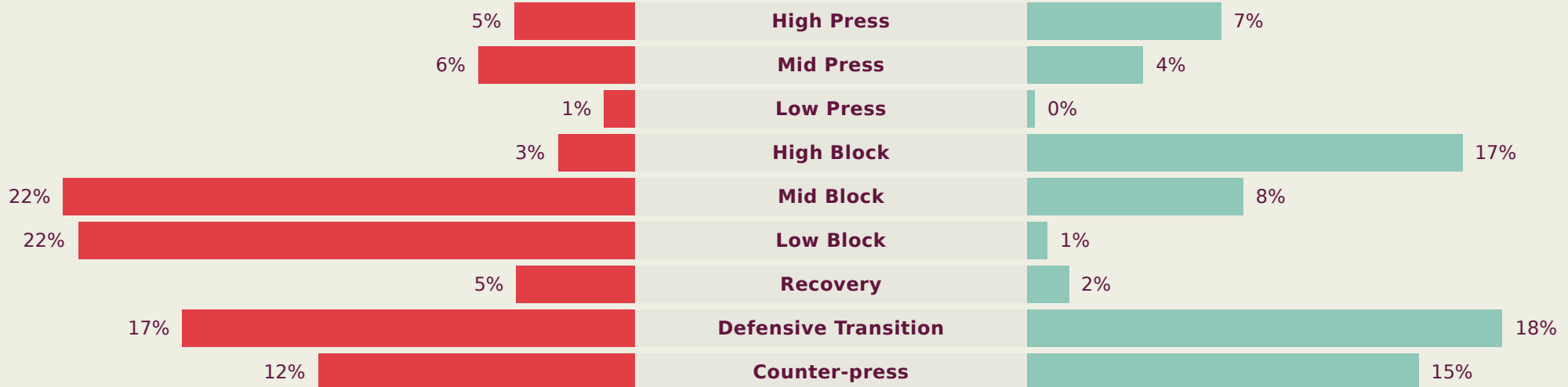
Mali



IN POSSESSION



OUT OF POSSESSION



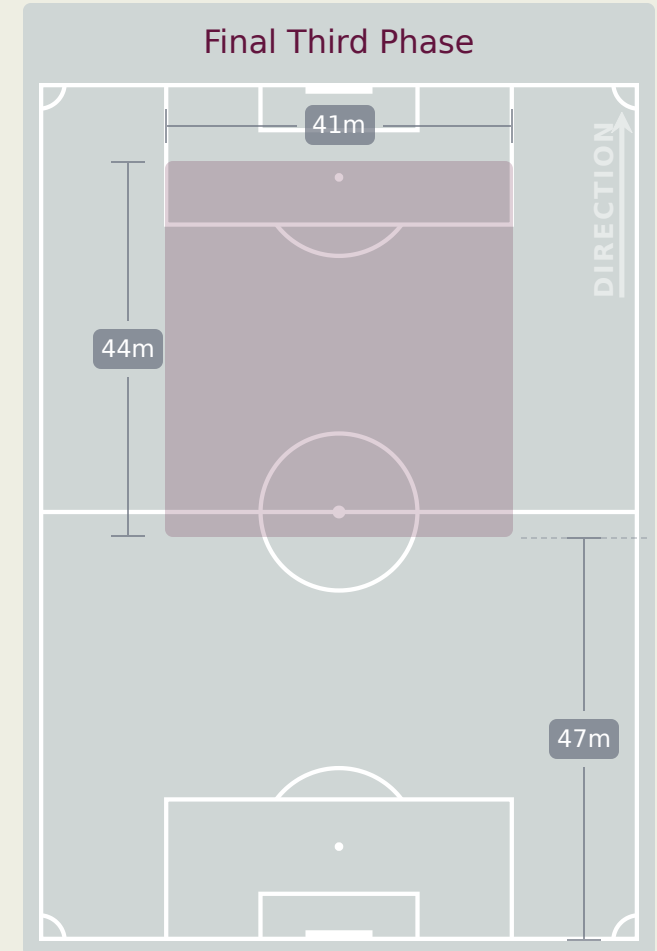
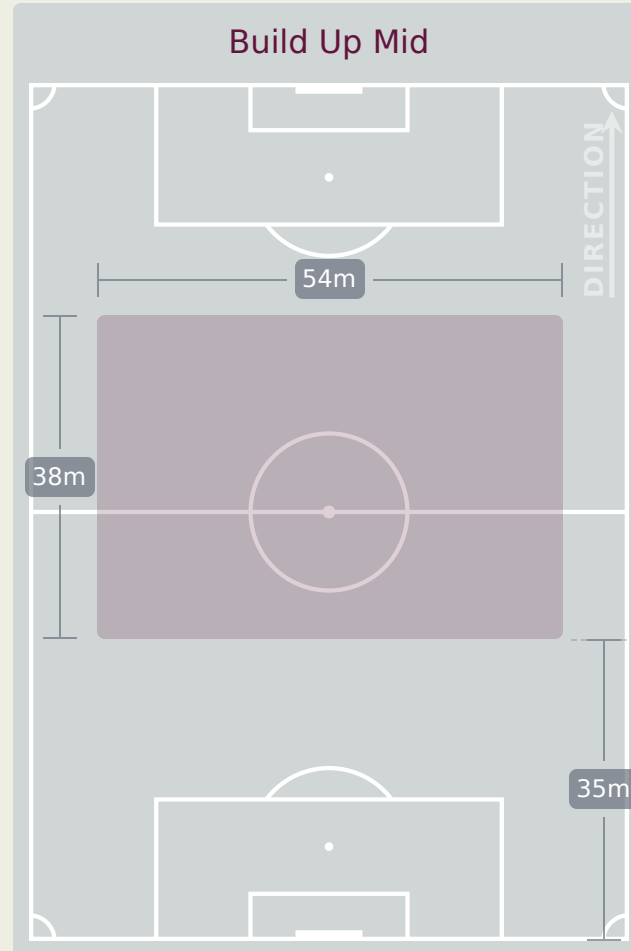
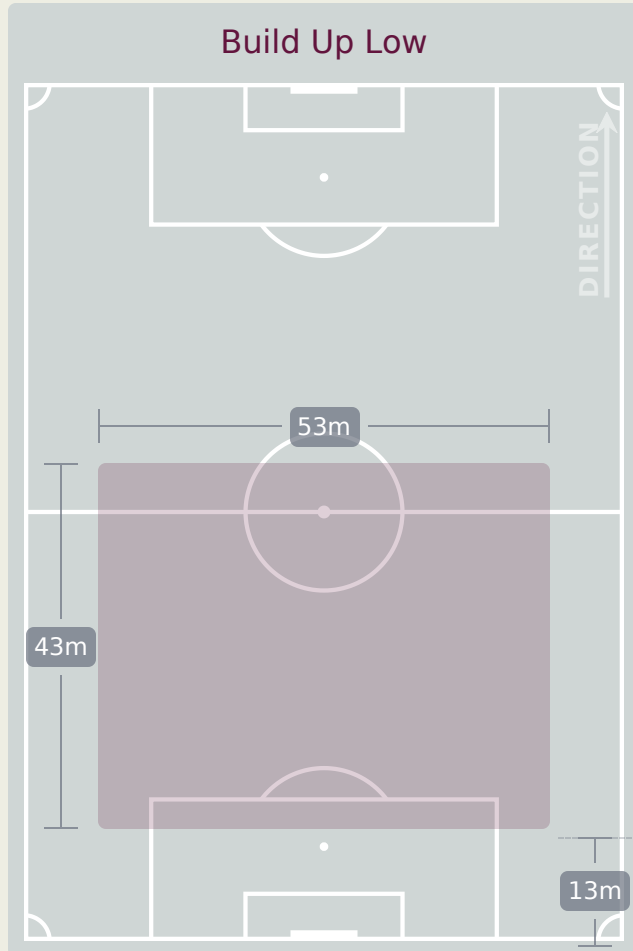
IN POSSESSION



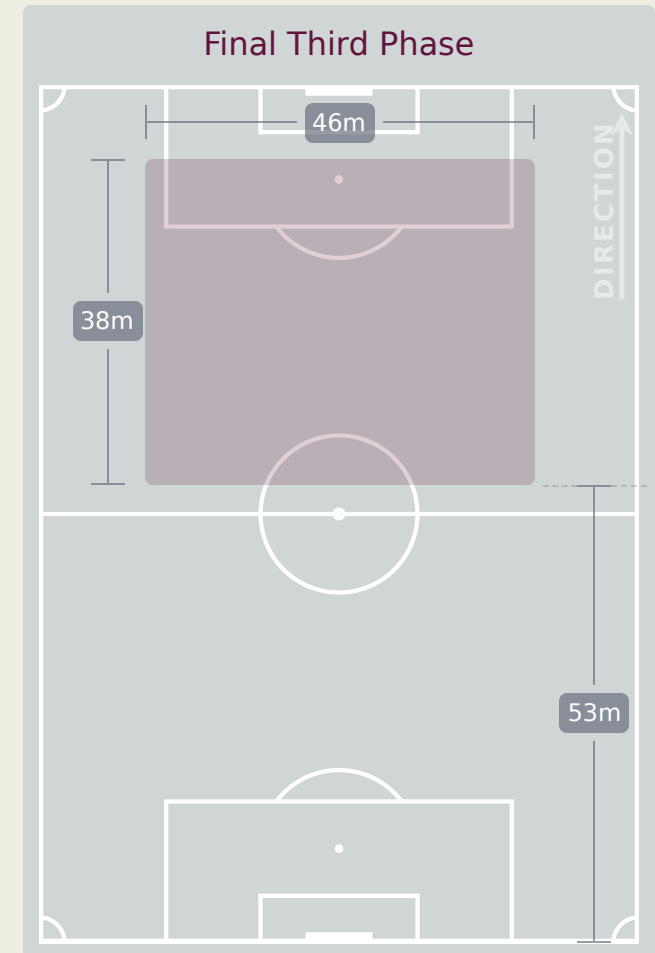
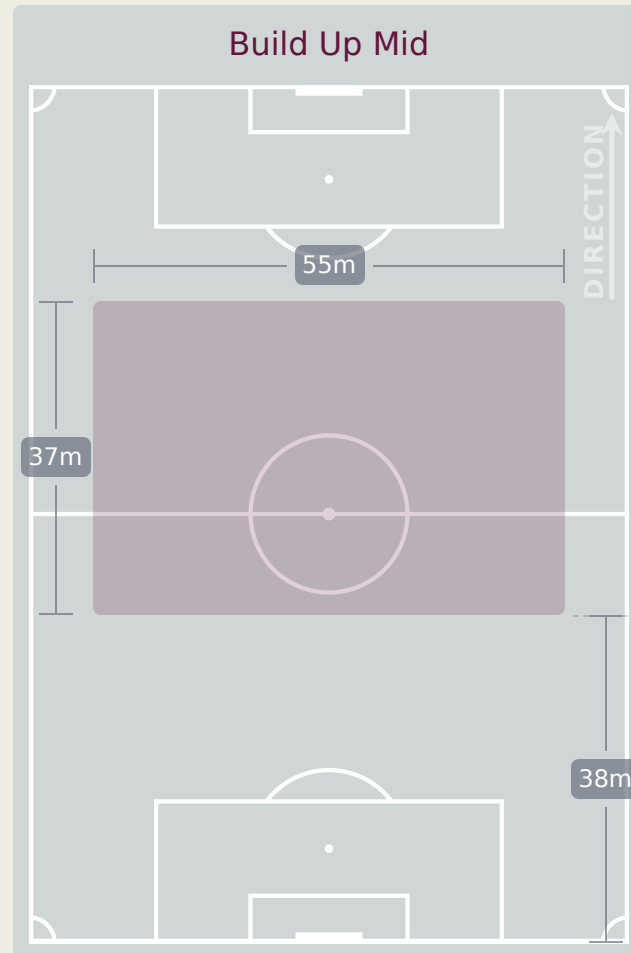
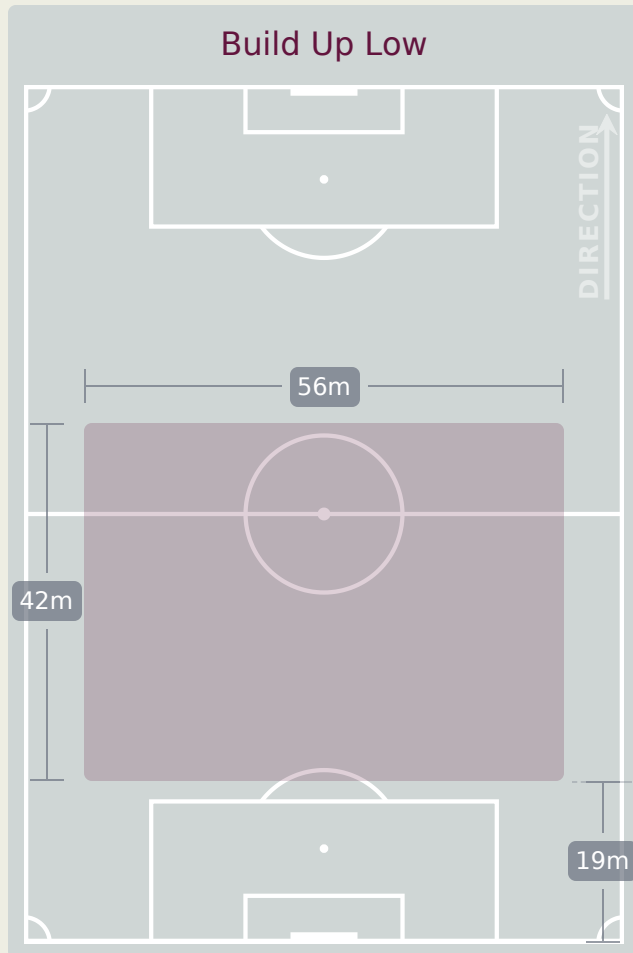
Canada v Mali



In Possession Line Height & Team Length



In Possession Line Height & Team Length



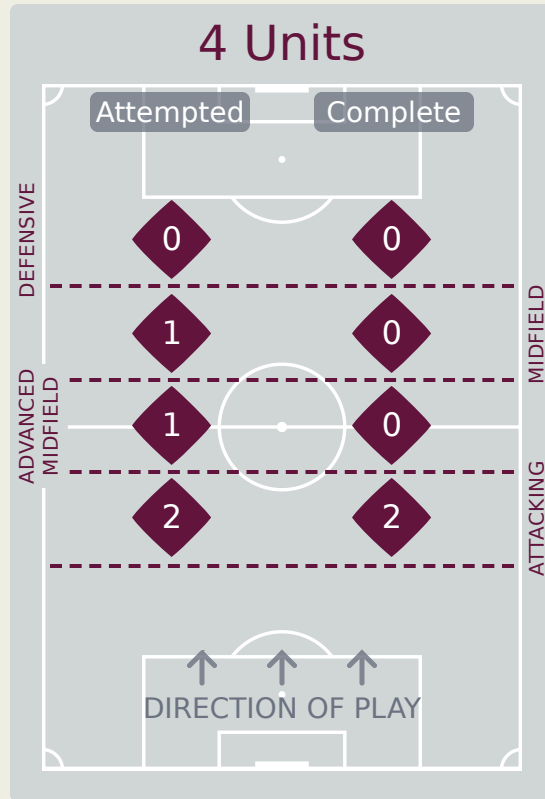
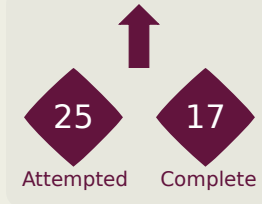
Line Breaks



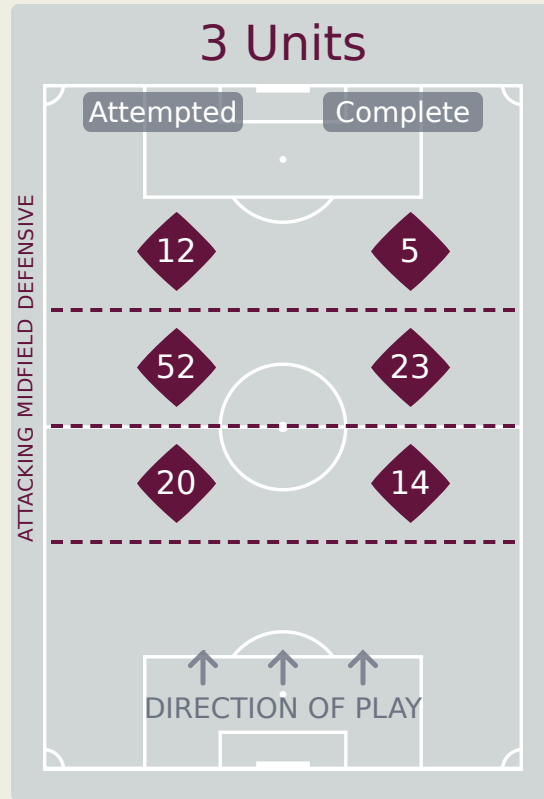
Canada

Attempted Line Breaks

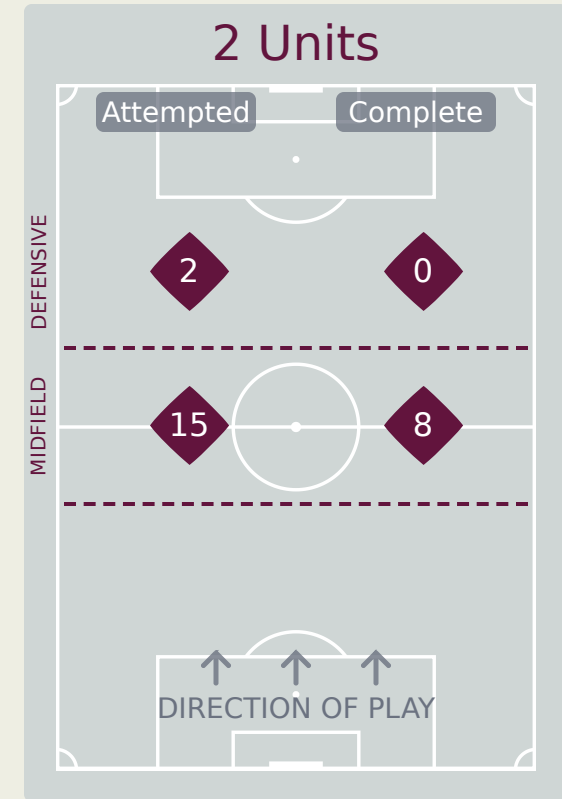
105



Attempted Line Breaks	4
Inside Shape	2
Outside Shape	2



Attempted Line Breaks	84
Inside Shape	61
Outside Shape	23



Attempted Line Breaks	17
Inside Shape	15
Outside Shape	2

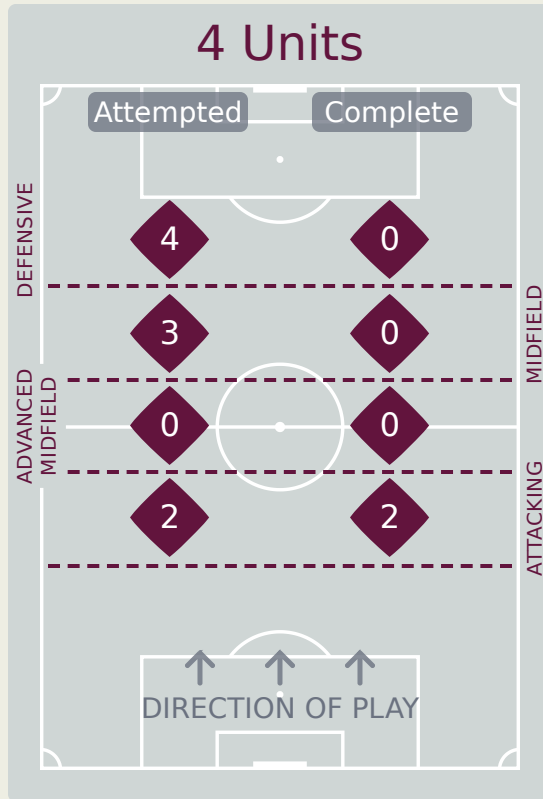
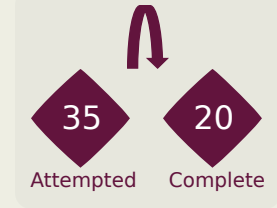
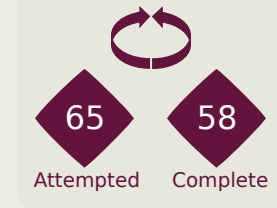
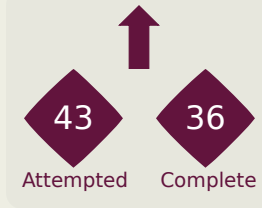
Line Breaks



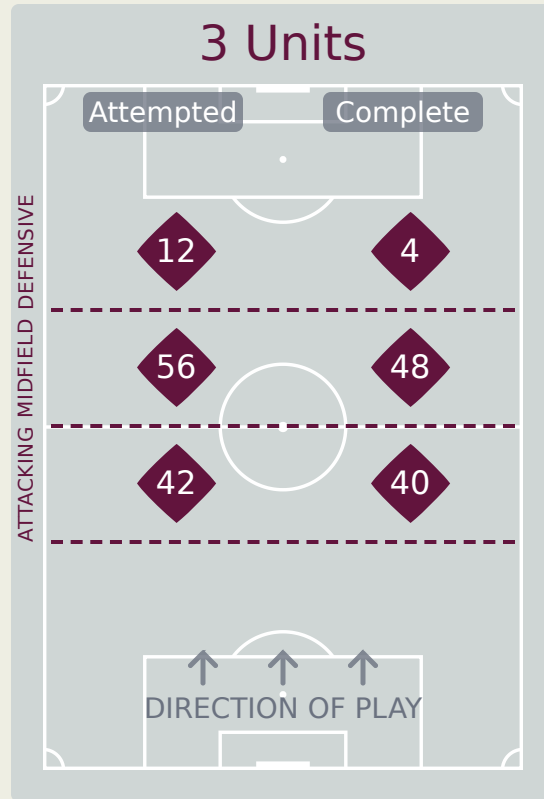
Mali

Attempted Line Breaks

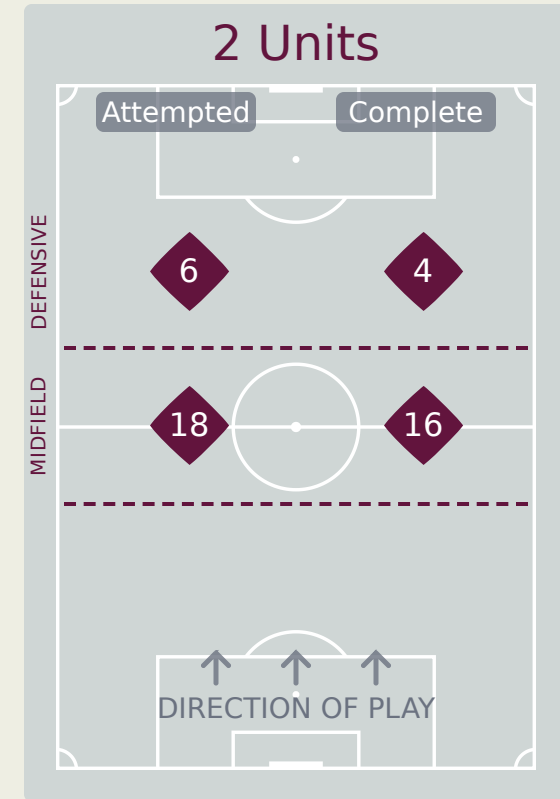
143



Attempted Line Breaks	9
Inside Shape	7
Outside Shape	2



Attempted Line Breaks	110
Inside Shape	49
Outside Shape	61



Attempted Line Breaks	24
Inside Shape	14
Outside Shape	10

Line Breaks



					4 Units				3 Units			2 Units		Direction			Distribution Type		
#	Player	Line Breaks Attempted	Line Breaks Completed	Line Break Completion %	Attacking Line	Attacking Midfield Line	Midfield Line	Defensive Line	Attacking Line	Midfield Line	Defensive Line	Midfield Line	Defensive Line	Through	Around	Over	Pass	Cross	Ball Progression
1	ABRAHAM Nathaniel	21	8	38%	1	0	1	0	8	10	0	1	0	1	2	18	21	0	0
2	RIGOPOULOS Theo	6	3	50%	0	0	0	0	1	1	2	2	0	2	2	2	6	0	0
5	OMEZE Chimere	20	13	65%	0	0	0	0	5	13	0	2	0	4	3	13	19	0	1
6	STEFANOVIC Lazar	13	8	61%	1	0	0	0	2	5	1	4	0	4	3	6	13	0	0
7	TAHID Taryck	5	3	60%	0	0	0	0	0	2	3	0	0	3	1	1	5	0	0
8	BADWAL Jeevan	3	2	66%	0	0	0	0	0	1	0	2	0	0	1	2	3	0	0
10	IGBINOBARO Philip	1	1	100%	0	0	0	0	0	1	0	0	0	1	0	0	1	0	0
13	CHUKWU Richard	11	3	27%	0	1	0	0	2	6	1	1	0	2	1	8	11	0	0
14	LONDONO Tyler	6	3	50%	0	0	0	0	0	4	1	1	0	1	0	5	6	0	0
20	AKLIL Lino	2	0	0%	0	0	0	0	0	1	1	0	0	0	1	1	2	0	0
21	OZIMEC Lucas	2	2	100%	0	0	0	0	0	1	1	0	0	1	1	0	2	0	0
3	DE MONTIGNY Gael	3	1	33%	0	0	0	0	1	0	0	1	1	0	1	2	1	2	0
9	KLUKOWSKI Antoni	3	1	33%	0	0	0	0	0	0	2	0	1	2	1	0	3	0	0
11	TAVERNIER Kevaughn	3	1	33%	0	0	0	0	0	2	0	1	0	1	1	1	3	0	0
12	FONG Aidan	4	1	25%	0	0	0	0	0	4	0	0	0	2	2	0	2	0	2
17	GODIN Etienne	2	2	100%	0	0	0	0	1	1	0	0	0	1	0	1	2	0	0



Line Breaks

					4 Units				3 Units			2 Units		Direction			Distribution Type		
#	Player	Line Breaks Attempted	Line Breaks Completed	Line Break Completion %	Attacking Line	Attacking Midfield Line	Midfield Line	Defensive Line	Attacking Line	Midfield Line	Defensive Line	Midfield Line	Defensive Line	Through	Around	Over	Pass	Cross	Ball Progression
1	KONE Bourama	10	4	40%	0	0	1	2	2	4	1	0	0	0	0	10	10	0	0
2	TRAORE Moussa	31	26	83%	0	0	0	1	10	19	0	0	1	4	18	9	28	0	3
3	MAKALOU Hamidou	24	19	79%	0	0	0	0	4	9	4	7	0	8	13	3	22	1	1
4	SANOGO Souleymane	12	10	83%	0	0	1	1	4	3	0	2	1	2	7	3	12	0	0
5	TRAORE Issa	11	9	81%	2	0	1	0	6	1	1	0	0	5	3	3	11	0	0
6	KONE Sekou	8	8	100%	0	0	0	0	2	3	0	3	0	1	5	2	8	0	0
8	DIARRA Ibrahim	6	2	33%	0	0	0	0	0	0	2	2	2	5	1	0	4	0	2
10	TIA Ange Martial	7	5	71%	0	0	0	0	1	2	2	1	1	6	1	0	6	0	1
11	KANATE Ibrahim	2	2	100%	0	0	0	0	0	2	0	0	0	2	0	0	2	0	0
15	COULIBALY Baye	9	9	100%	0	0	0	0	6	3	0	0	0	3	4	2	9	0	0
19	BARRY Mahamoud	8	6	75%	0	0	0	0	1	3	1	2	1	3	5	0	5	0	3
7	SISSOKO Modibo	2	2	100%	0	0	0	0	1	1	0	0	0	1	0	1	2	0	0
9	LEINTU Salif Noah	0	0	0%	0	0	0	0	0	0	0	0	0	0	0	0	0	0	0
12	KONE Gaoussou	6	5	83%	0	0	0	0	3	3	0	0	0	1	5	0	5	0	1
14	THIERO Ousmane	5	5	100%	0	0	0	0	2	1	1	1	0	2	3	0	5	0	0
18	DIOP Moussa Massire	2	2	100%	0	0	0	0	0	2	0	0	0	0	0	2	2	0	0

Passing Networks



#	Passes From ↓ to →	ABRAHAM Nathaniel	RIGOPOULOS Theo	OMEZE Chimere	STEFANOVIC Lazar	TAHID Taryck	BADWAL Jeevan	IGBINOBARO Philip	CHUKWU Richard	LONDONO Tyler	AKLIL Lino	OZIMEC Lucas	423945	DE MONTIGNY Gael	KLUKOWSKI Antoni	TAVERNIER Kevaughn	FONG Aidan	GODIN Etienne
1	ABRAHAM Nathaniel	0	2	11	12	0	0	1	3	0	0	0	0	0	0	1	1	2
2	RIGOPOULOS Theo	1	0	2	1	0	2	0	0	1	0	0	0	1	1	1	1	0
5	OMEZE Chimere	6	2	0	4	5	1	2	2	2	0	1	0	0	1	3	0	1
6	STEFANOVIC Lazar	5	0	5	0	1	1	0	2	4	0	2	0	3	0	1	1	1
7	TAHID Taryck	0	2	0	1	0	1	0	0	1	0	1	0	0	0	2	0	0
8	BADWAL Jeevan	0	3	3	3	1	0	0	2	0	1	0	0	0	1	1	2	0
10	IGBINOBARO Philip	0	1	0	1	0	1	0	1	1	0	0	0	0	0	0	0	0
13	CHUKWU Richard	5	0	3	1	1	0	0	0	0	0	0	0	1	1	1	0	0
14	LONDONO Tyler	0	1	2	1	1	3	2	1	0	1	0	0	0	0	1	1	0
20	AKLIL Lino	0	0	0	1	0	0	0	0	0	0	0	0	0	0	0	0	0
21	OZIMEC Lucas	0	0	0	0	0	0	0	0	0	3	0	0	0	0	1	0	0
0	423945	0	0	0	0	0	0	0	0	0	0	0	0	0	0	0	0	0
3	DE MONTIGNY Gael	0	0	0	1	0	1	0	3	1	0	0	0	0	0	0	1	0
9	KLUKOWSKI Antoni	0	0	1	0	0	1	0	1	0	0	0	0	1	0	0	1	2
11	TAVERNIER Kevaughn	0	0	0	1	0	0	0	0	0	0	1	0	0	1	0	3	0
12	FONG Aidan	0	3	0	0	0	1	0	0	0	0	0	0	0	0	0	0	0
17	GODIN Etienne	1	0	1	0	0	0	0	1	0	0	0	0	1	0	1	0	0

Top 5 Player to Player Passers		
Player	Passed To	% of Total Team Passes
ABRAHAM Nathaniel	STEFANOVIC Lazar	6.3%
ABRAHAM Nathaniel	OMEZE Chimere	5.8%
OMEZE Chimere	ABRAHAM Nathaniel	3.1%
OMEZE Chimere	TAHID Taryck	2.6%
STEFANOVIC Lazar	ABRAHAM Nathaniel	2.6%


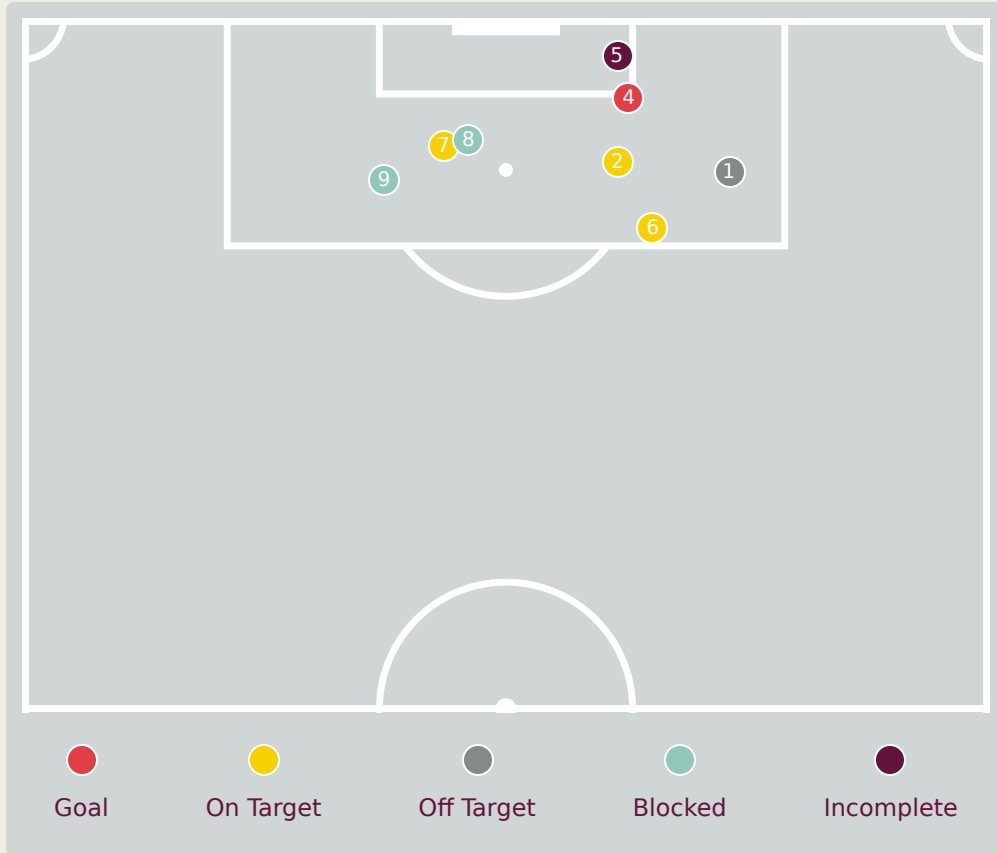







Passing Networks

#	Passes From ↓ to →	KONE Bourama	TRAORE Moussa	MAKALOU Hamidou	SANOGO Souleymane	TRAORE Issa	KONE Sekou	DIARRA Ibrahim	TIA Ange Martial	KANATE Ibrahim	COULIBALY Baye	BARRY Mahamoud	SISSOKO Modibo	LEINTU Salif Noah	KONE Gaoussou	THIERO Ousmane	DIOP Moussa Massire
1	KONE Bourama	10	1	1	0	5	1	0	0	1	10	0	0	0	1	0	0
2	TRAORE Moussa	2	10	7	0	2	1	2	7	3	0	15	0	0	0	2	0
3	MAKALOU Hamidou	0	7	10	3	0	6	10	10	6	4	8	3	0	0	1	1
4	SANOGO Souleymane	1	0	5	10	0	3	15	3	1	14	0	1	0	0	2	1
5	TRAORE Issa	3	18	7	0	10	1	1	0	1	6	1	2	0	3	2	6
6	KONE Sekou	0	8	6	5	3	10	6	2	0	4	3	0	0	0	0	0
8	DIARRA Ibrahim	0	0	9	9	1	7	10	2	4	1	1	0	0	2	3	2
10	TIA Ange Martial	0	2	4	5	0	5	8	10	4	2	3	0	0	0	0	0
11	KANATE Ibrahim	0	0	1	3	1	1	5	3	10	0	1	0	0	0	1	0
15	COULIBALY Baye	7	0	1	14	16	2	3	0	0	10	0	0	0	1	1	3
19	BARRY Mahamoud	1	10	4	1	0	3	1	6	1	0	10	0	0	1	0	1
7	SISSOKO Modibo	0	0	0	4	0	0	0	0	0	0	0	10	1	1	2	1
9	LEINTU Salif Noah	0	0	0	0	0	0	0	0	0	0	0	0	10	0	0	0
12	KONE Gaoussou	2	0	0	0	5	0	3	0	1	1	3	0	0	10	4	3
14	THIERO Ousmane	0	1	4	3	2	0	4	1	0	1	1	2	0	4	10	5
18	DIOP Moussa Massire	0	0	6	4	2	0	2	0	0	2	0	1	0	6	4	10

Top 5 Player to Player Passers		
Player	Passed To	% of Total Team Passes
TRAORE Issa	TRAORE Moussa	3.6%
COULIBALY Baye	TRAORE Issa	3.2%
TRAORE Moussa	BARRY Mahamoud	3%
SANOGO Souleymane	DIARRA Ibrahim	3%
SANOGO Souleymane	COULIBALY Baye	2.8%

Attempts at Goal



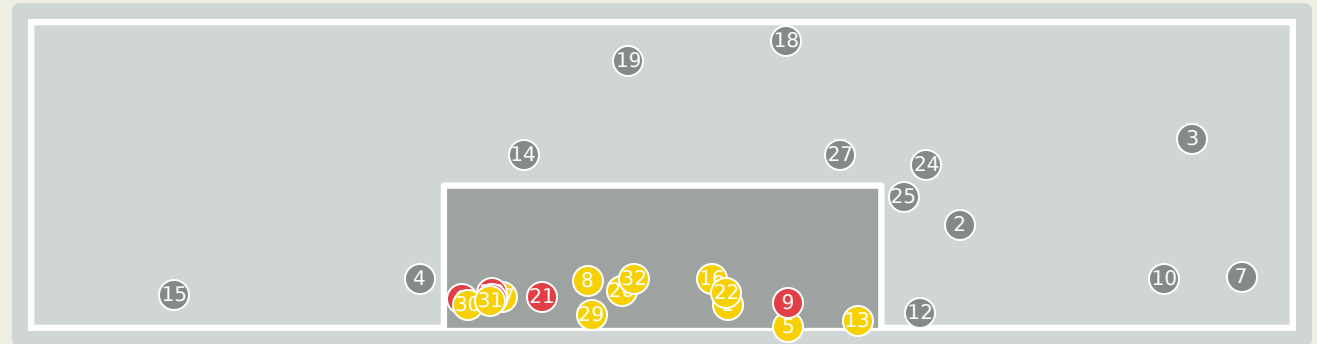
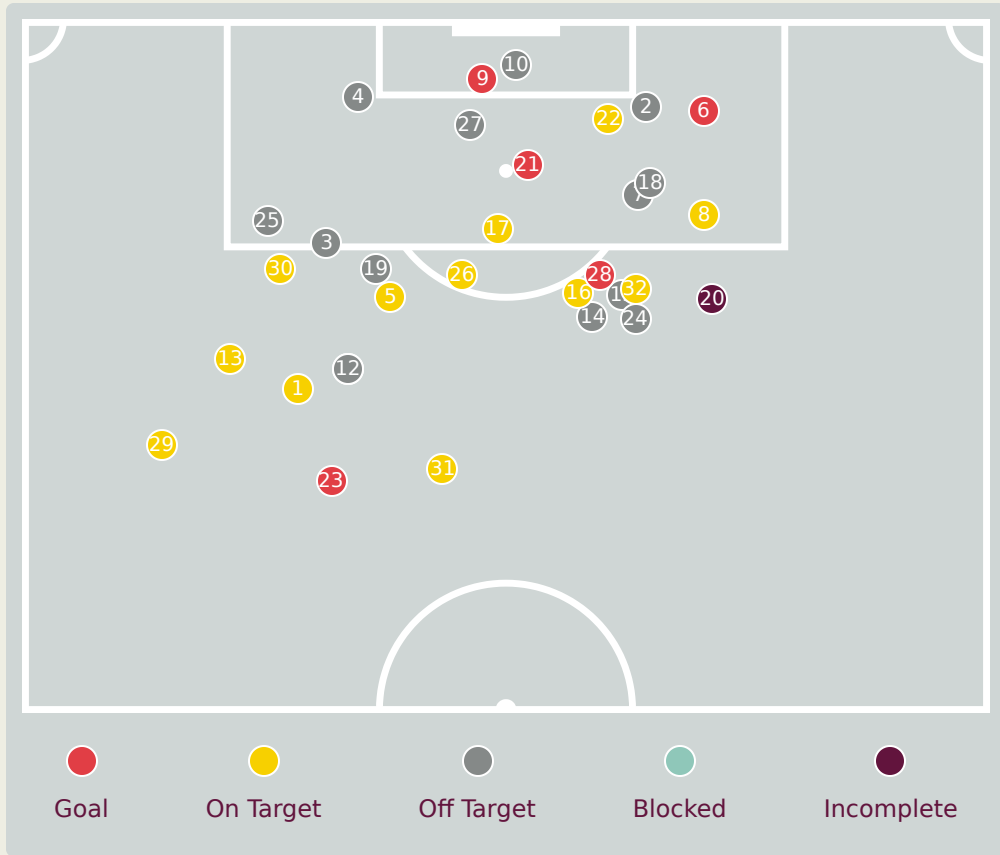
Key	Outcome	Shots
	Goals	1
	On Target	3
	Off Target	1
	Blocked	2
	Incomplete	2

Attempts at Goal

Canada

Time	Player	Outcome	Body Part	Delivery Type
39	11 TAVERNIER Kevaughn	Off Target	Left Foot	Loose Ball
42	11 TAVERNIER Kevaughn	On Target - Goal Prevented	Right Foot	Ball Progression
44	13 CHUKWU Richard	Incomplete - Player On Ball Error	Head	Corner
44	13 CHUKWU Richard	On Target - Goal	Left Foot	Loose Ball
47	21 OZIMEC Lucas	Incomplete	Head	Corner
49	11 TAVERNIER Kevaughn	On Target - Saved	Left Foot	Pass
49	20 AKLIL Lino	On Target - Goal Prevented	Head	Pass
92	12 FONG Aidan	Incomplete - Blocked	Right Foot	Cross
92	12 FONG Aidan	Incomplete - Blocked	Right Foot	Pass

Attempts at Goal



Key	Outcome	Shots
●	Goals	5
●	On Target	12
●	Off Target	13
●	Blocked	1
●	Incomplete	1



Attempts at Goal

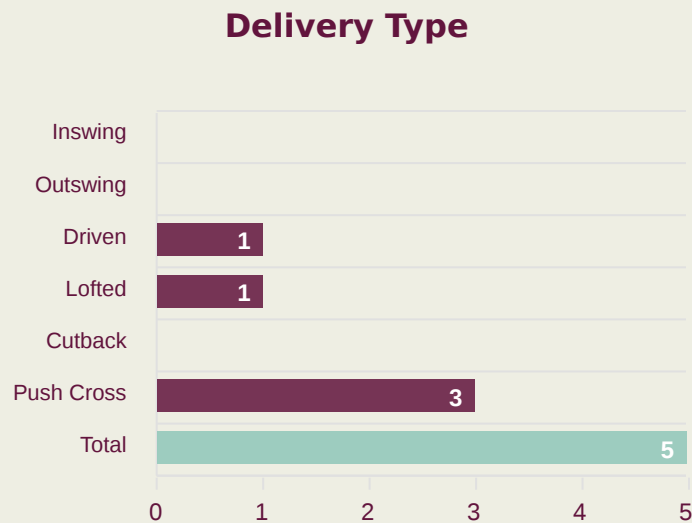
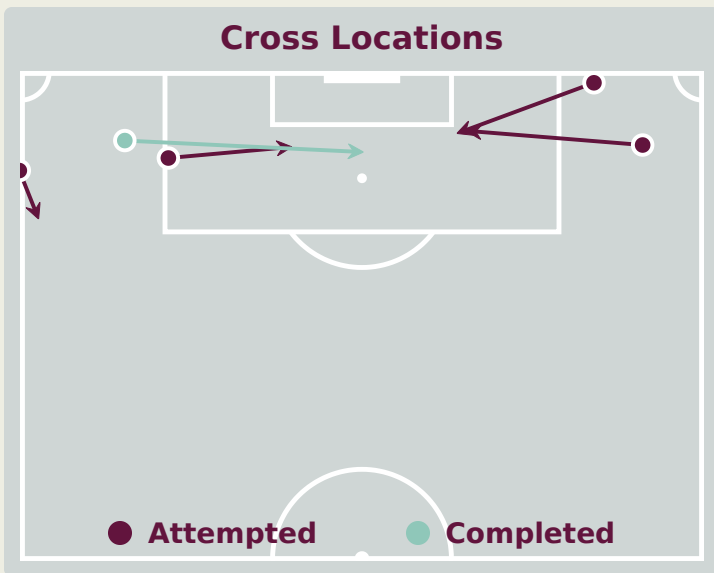
Time	Player	Outcome	Body Part	Delivery Type
1	3 MAKALOU Hamidou	On Target - Saved	Right Foot	Pass
2	11 KANATE Ibrahim	Deflected Off Target - Defensive Event	Right Foot	Pass
4	19 BARRY Mahamoud	Off Target	Right Foot	Pass
6	11 KANATE Ibrahim	Off Target	Right Foot	Corner
10	19 BARRY Mahamoud	On Target - Saved	Right Foot	Pass
13	8 DIARRA Ibrahim	On Target - Goal	Left Foot	Pass
19	8 DIARRA Ibrahim	Off Target	Left Foot	Pass
25	8 DIARRA Ibrahim	On Target - Saved	Left Foot	Pass
25	19 BARRY Mahamoud	On Target - Goal	Head	Corner
30	8 DIARRA Ibrahim	Off Target	Left Foot	Loose Ball
33	3 MAKALOU Hamidou	Incomplete - Blocked	Right Foot	Pass
33	3 MAKALOU Hamidou	Off Target	Right Foot	Pass
35	2 TRAORE Moussa	On Target - Saved	Right Foot	Pass
36	3 MAKALOU Hamidou	Off Target	Left Foot	Loose Ball
45	6 KONE Sekou	Off Target	Right Foot	Pass
48	10 TIA Ange Martial	Deflected On Target - Saved	Right Foot	Pass
53	11 KANATE Ibrahim	On Target - Saved	Right Foot	Loose Ball



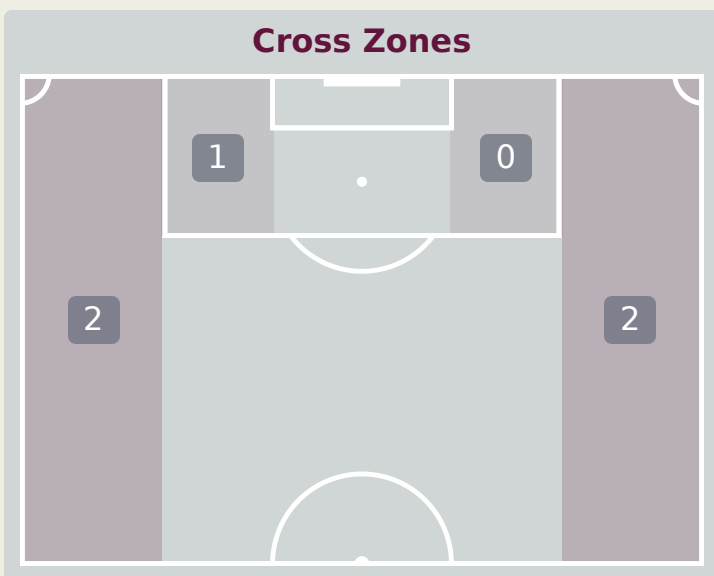
Attempts at Goal

Time	Player	Outcome	Body Part	Delivery Type
56	4 SANOGO Souleymane	Off Target	Left Foot	Pass
68	19 BARRY Mahamoud	Off Target	Right Foot	Pass
72	3 MAKALOU Hamidou	Incomplete	Right Foot	Pass
72	11 KANATE Ibrahim	On Target - Goal	Right Foot	Loose Ball
76	11 KANATE Ibrahim	On Target - Saved	Right Foot	Ball Progression
76	3 MAKALOU Hamidou	On Target - Goal	Right Foot	Loose Ball
80	7 SISSOKO Modibo	Off Target	Left Foot	Freekick
82	3 MAKALOU Hamidou	Off Target	Right Foot	Ball Progression
83	9 LEINTU Salif Noah	On Target - Saved	Left Foot	Loose Ball
87	3 MAKALOU Hamidou	Off Target	Right Foot	Pass
90	14 THIERO Ousmane	Deflected On Target - Goal	Right Foot	Pass
92	3 MAKALOU Hamidou	On Target - Saved	Right Foot	Ball Progression
94	12 KONE Gaoussou	On Target - Saved	Right Foot	Pass
94	18 DIOP Moussa Massire	Deflected On Target - Saved	Right Foot	Pass
96	7 SISSOKO Modibo	On Target - Saved	Left Foot	Pass

Crosses (Open Play)



#	Player	Inswing	Outswing	Driven	Lofted	Cutback	Push Cross	Total Attempted
1	ABRAHAM Nathaniel	0	0	0	0	0	0	0
2	RIGOPOULOS Theo	0	0	1	0	0	0	1
5	OMEZE Chimere	0	0	0	0	0	0	0
6	STEFANOVIC Lazar	0	0	0	0	0	0	0
7	TAHID Taryck	0	0	0	0	0	0	0
8	BADWAL Jeevan	0	0	0	0	0	0	0
10	IGBINOBARO Philip	0	0	0	0	0	0	0
13	CHUKWU Richard	0	0	0	0	0	0	0
14	LONDONO Tyler	0	0	0	0	0	0	0
20	AKLIL Lino	0	0	0	0	0	1	1
21	OZIMEC Lucas	0	0	0	0	0	0	0
3	DE MONTIGNY Gael	0	0	0	0	0	2	2
9	KLUKOWSKI Antoni	0	0	0	0	0	0	0
11	TAVERNIER Kevaughn	0	0	0	0	0	0	0
12	FONG Aidan	0	0	0	1	0	0	1
17	GODIN Etienne	0	0	0	0	0	0	0



Attempted

5

Completed

1

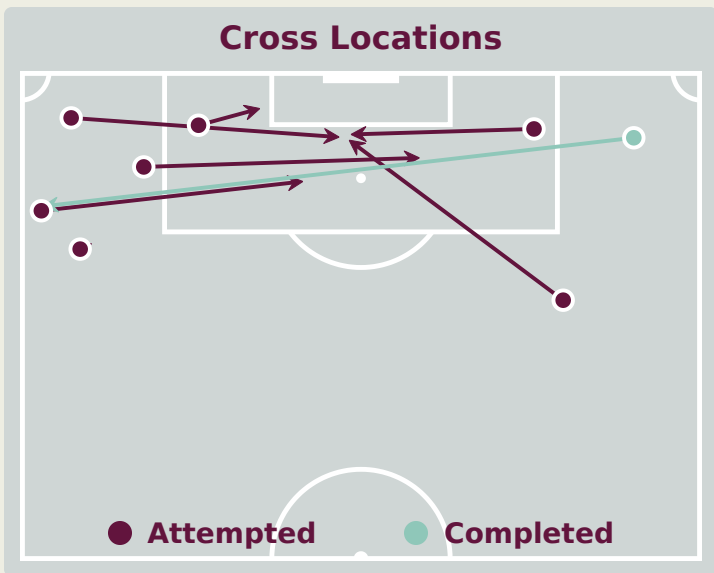
Most Crosses Attempted

2

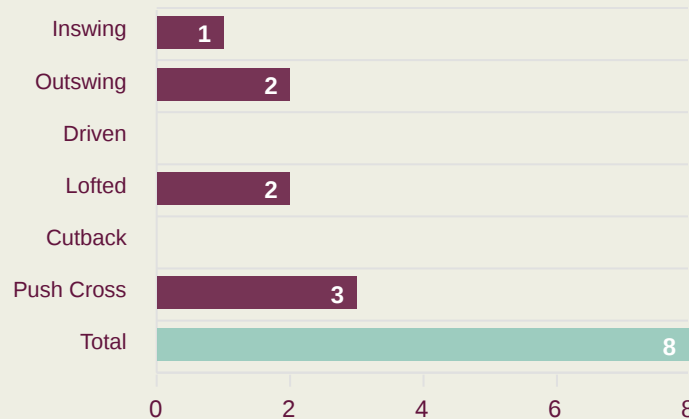
DE MONTIGNY Gael
BENCH



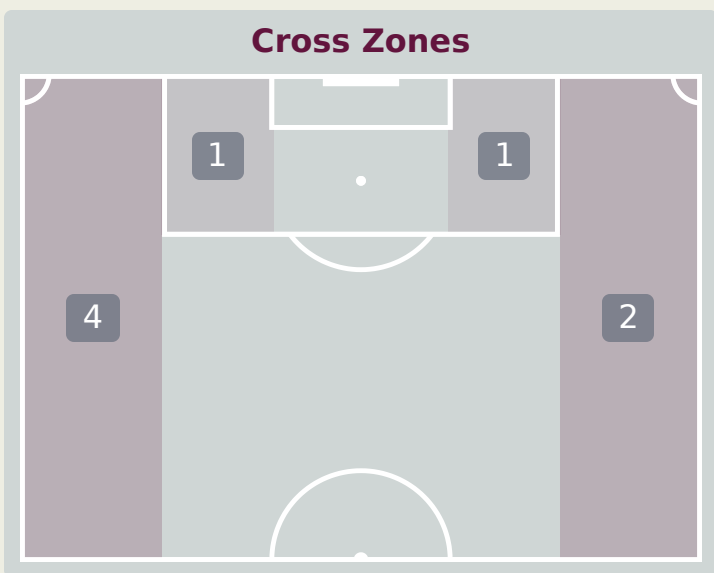
Crosses (Open Play)



Delivery Type



#	Player	Inswing	Outswing	Driven	Lofted	Cutback	Push Cross	Total Attempted
1	KONE Bourama	0	0	0	0	0	0	0
2	TRAORE Moussa	0	0	0	0	0	1	1
3	MAKALOU Hamidou	0	1	0	0	0	0	1
4	SANOGO Souleymane	0	1	0	1	0	0	2
5	TRAORE Issa	0	0	0	0	0	0	0
6	KONE Sekou	0	0	0	0	0	0	0
8	DIARRA Ibrahim	0	0	0	0	0	1	1
10	TIA Ange Martial	1	0	0	0	0	0	1
11	KANATE Ibrahim	0	0	0	0	0	0	0
15	COULIBALY Baye	0	0	0	0	0	0	0
19	BARRY Mahamoud	0	0	0	1	0	0	1
7	SISSOKO Modibo	0	0	0	0	0	0	0
9	LEINTU Salif Noah	0	0	0	0	0	0	0
12	KONE Gaoussou	0	0	0	0	0	1	1
14	THIERO Ousmane	0	0	0	0	0	0	0
18	DIOP Moussa Massire	0	0	0	0	0	0	0



Attempted

8

Completed

1

Most Crosses Attempted

2

SANOGO Souleymane
RIGHT BACK



Offering to Receive

173
Total Offers Made

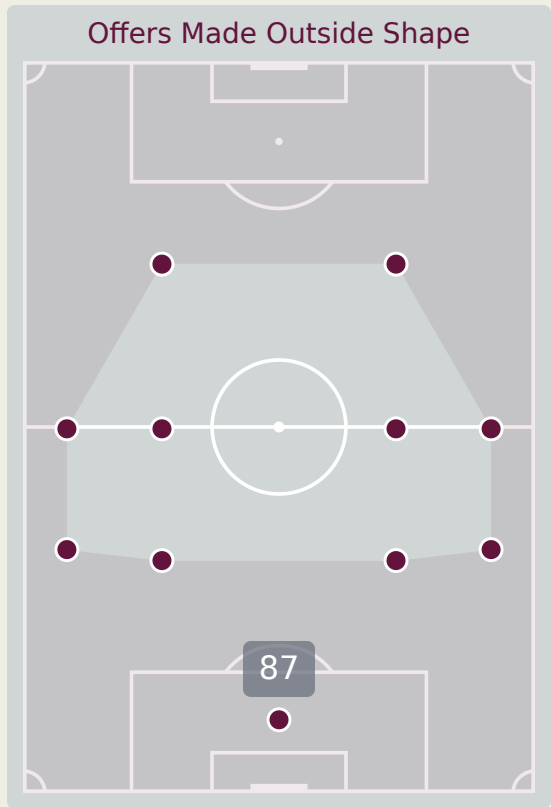
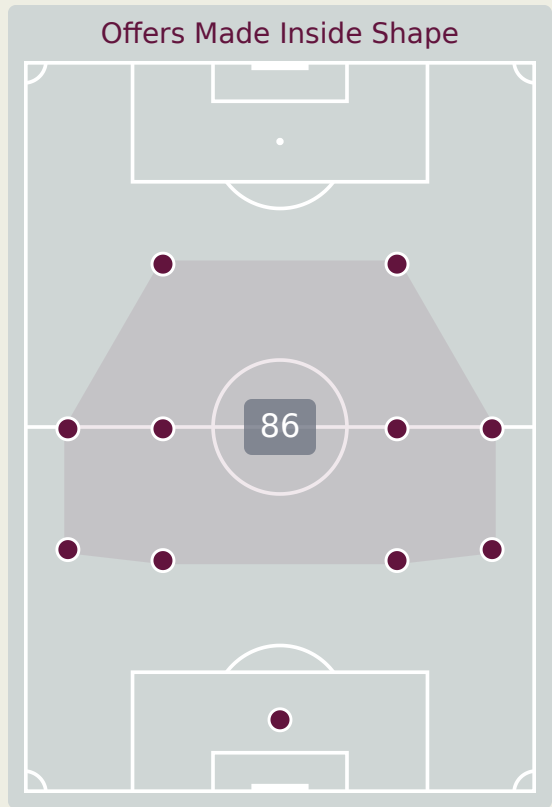
43
Total Offers Received

Most Offers
26
RIGOPOULOS Theo
RIGHT BACK

63
Offers Made in Final Third

76
Offers Made in Middle Third

34
Offers Made in Defensive Third



#	Player	Offers Made	Offers Received	% Made & Received
1	ABRAHAM Nathaniel	1	1	100%
2	RIGOPOULOS Theo	26	6	23.1%
5	OMEZE Chimere	2	0	0%
6	STEFANOVIC Lazar	7	3	42.9%
7	TAHID Taryck	14	2	14.3%
8	BADWAL Jeevan	21	3	14.3%
10	IGBINOBARO Philip	0	0	0%
13	CHUKWU Richard	6	1	16.7%
14	LONDONO Tyler	16	4	25%
20	AKLIL Lino	9	3	33.3%
21	OZIMEC Lucas	22	3	13.6%
3	DE MONTIGNY Gael	15	5	33.3%
9	KLUKOWSKI Antoni	7	2	28.6%
11	TAVERNIER Kevaughn	7	1	14.3%
12	FONG Aidan	18	7	38.9%
17	GODIN Etienne	2	2	100%



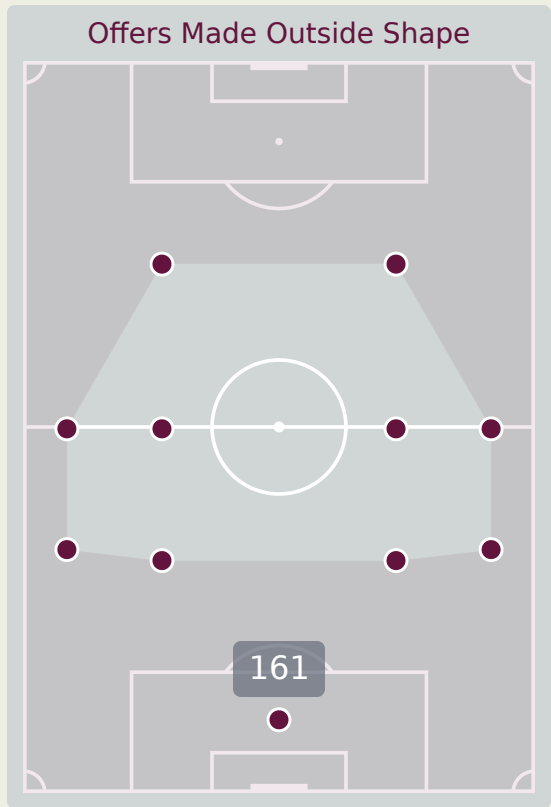
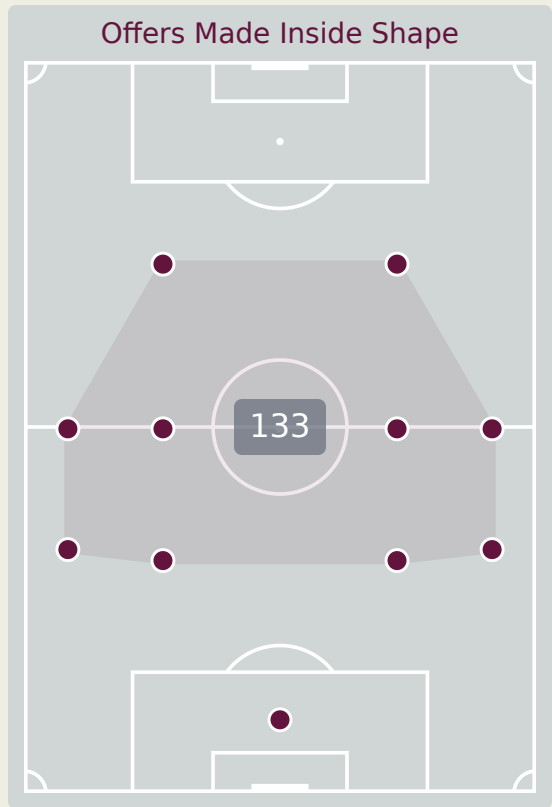
Offering to Receive

294
Total Offers Made

136
Total Offers Received

Most Offers
52
BARRY Mahamoud
ATTACKING MIDFIELD LEFT

161
Offers Made in Final Third



106
Offers Made in Middle Third

27
Offers Made in Defensive Third

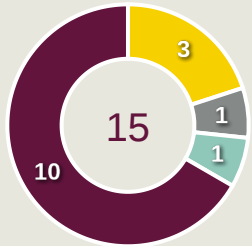
#	Player	Offers Made	Offers Received	% Made & Received
1	KONE Bourama	3	2	66.7%
2	TRAORE Moussa	14	6	42.9%
3	MAKALOU Hamidou	35	18	51.4%
4	SANOGO Souleymane	35	20	57.1%
5	TRAORE Issa	1	1	100%
6	KONE Sekou	11	6	54.5%
8	DIARRA Ibrahim	34	17	50%
10	TIA Ange Martial	39	13	33.3%
11	KANATE Ibrahim	11	5	45.5%
15	COULIBALY Baye	9	8	88.9%
19	BARRY Mahamoud	52	13	25%
7	SISSOKO Modibo	11	4	36.4%
9	LEINTU Salif Noah	3	0	0%
12	KONE Gaoussou	10	5	50%
14	THIERO Ousmane	5	5	100%
18	DIOP Moussa Massire	21	13	61.9%



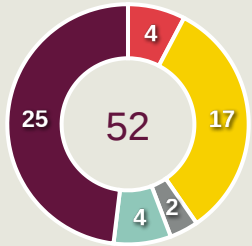
Movement to Receive

Movement Types by Phase

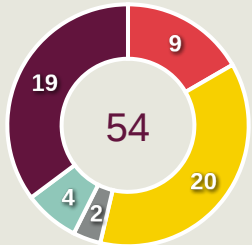
Final Third Phase



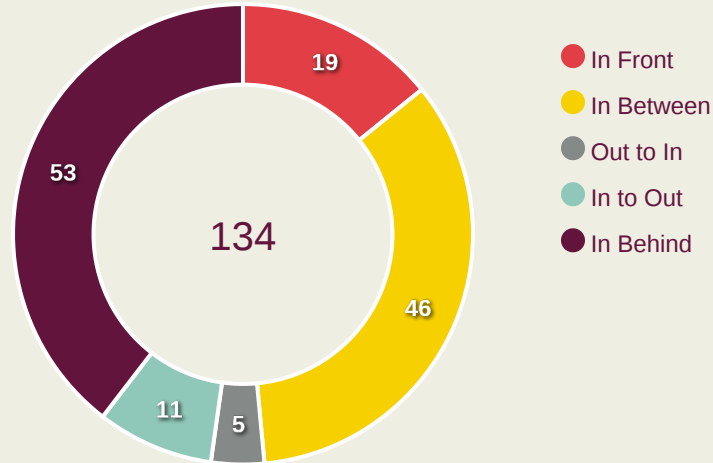
Progression Phase



Build Up Phase



All Movement Types

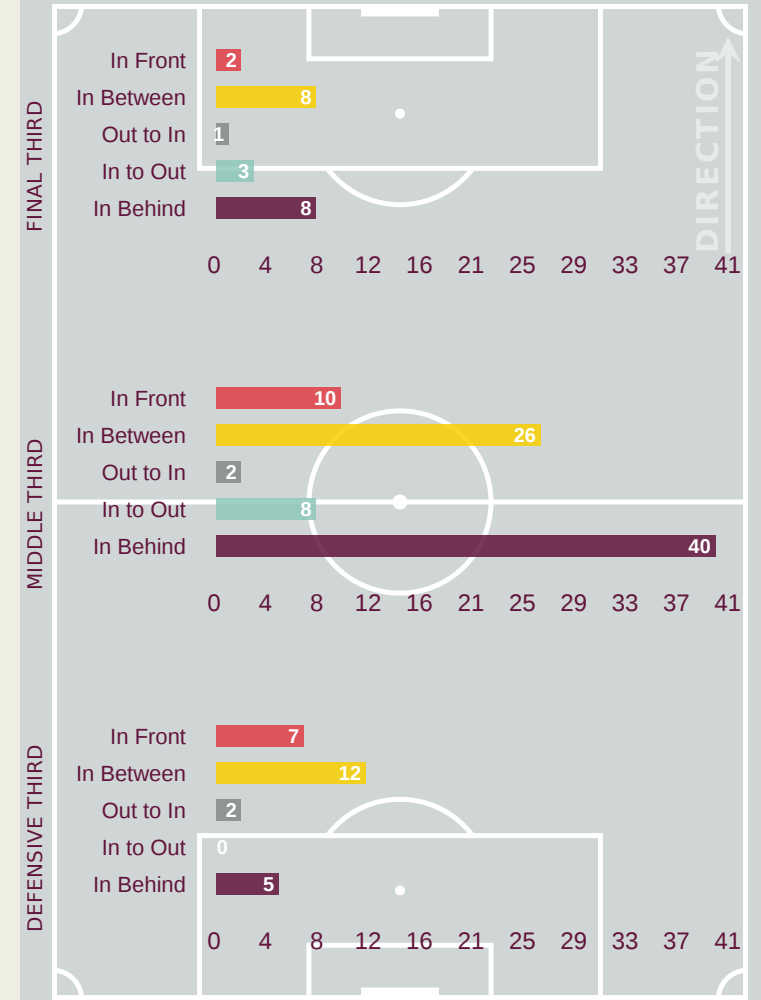


- In Front
- In Between
- Out to In
- In to Out
- In Behind

Top Ranked Players

Type	Player	Movements
In Front	14 LONDONO Tyler	7
In Between	21 OZIMEC Lucas	12
Out to In	8 BADWAL Jeevan	2
In to Out	7 TAHID Taryck	3
In Behind	2 RIGOPOULOS Theo	10

Movement Types Pitch Third

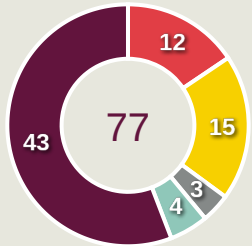




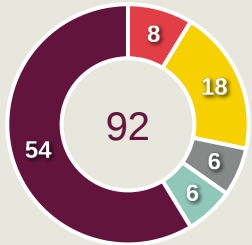
Movement to Receive

Movement Types by Phase

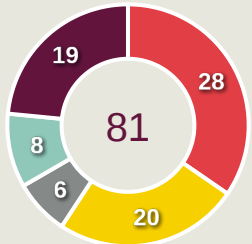
Final Third Phase



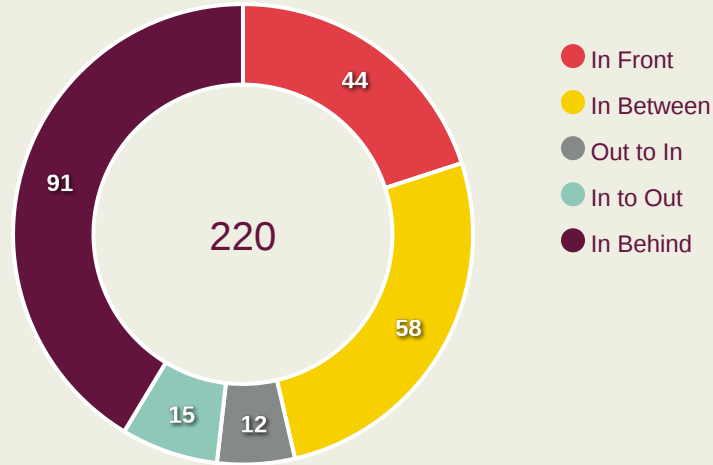
Progression Phase



Build Up Phase



All Movement Types

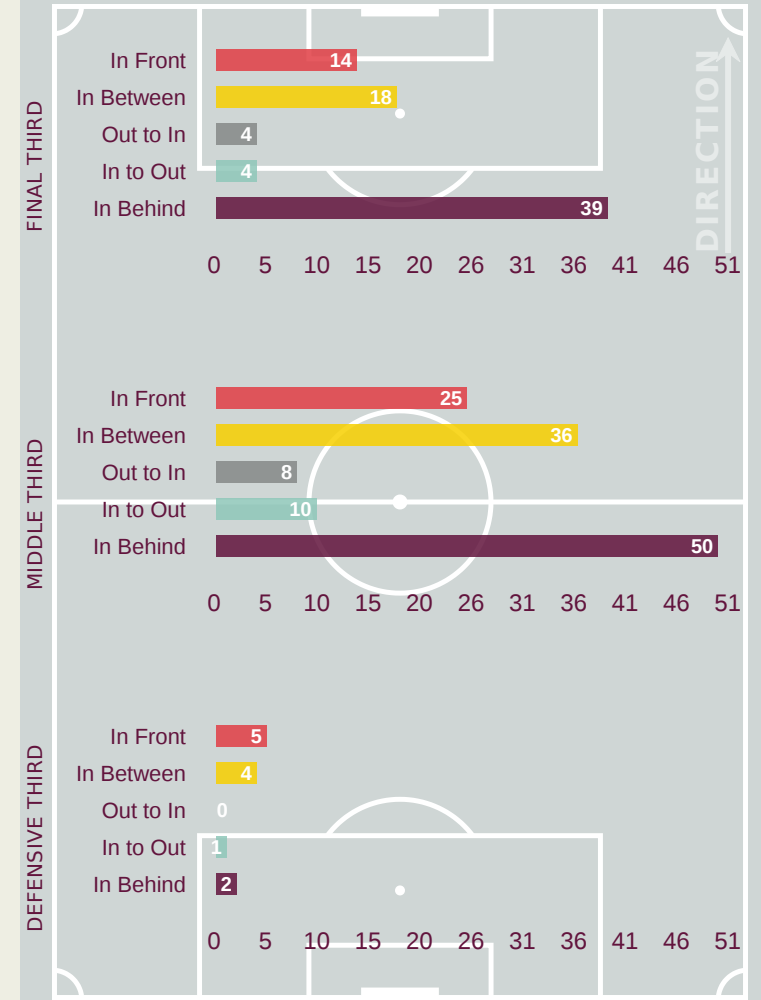


- In Front
- In Between
- Out to In
- In to Out
- In Behind

Top Ranked Players

Type	Player	Movements
In Front	3 MAKALOU Hamidou	8
In Between	10 TIA Ange Martial	17
Out to In	8 DIARRA Ibrahim	5
In to Out	3 MAKALOU Hamidou	4
In Behind	19 BARRY Mahamoud	24

Movement Types Pitch Third



OUT OF POSSESSION



U-17 WORLD CUP
INDONESIA 2023



Canada v Mali



Canada



Defensive Actions

53

Forced Turnovers

32

Possession Regained

8

Interceptions

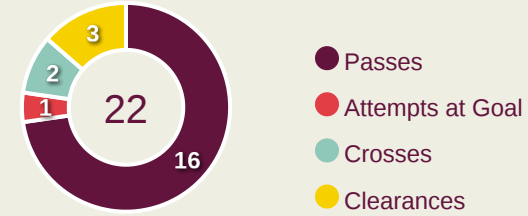
51

Tackles

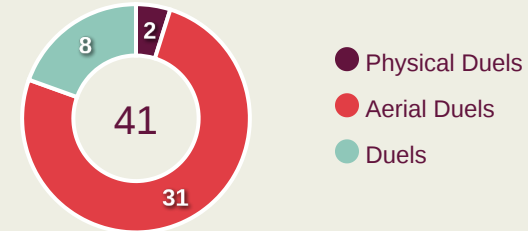
1.98

Possession Actions / Defensive Action

Blocks



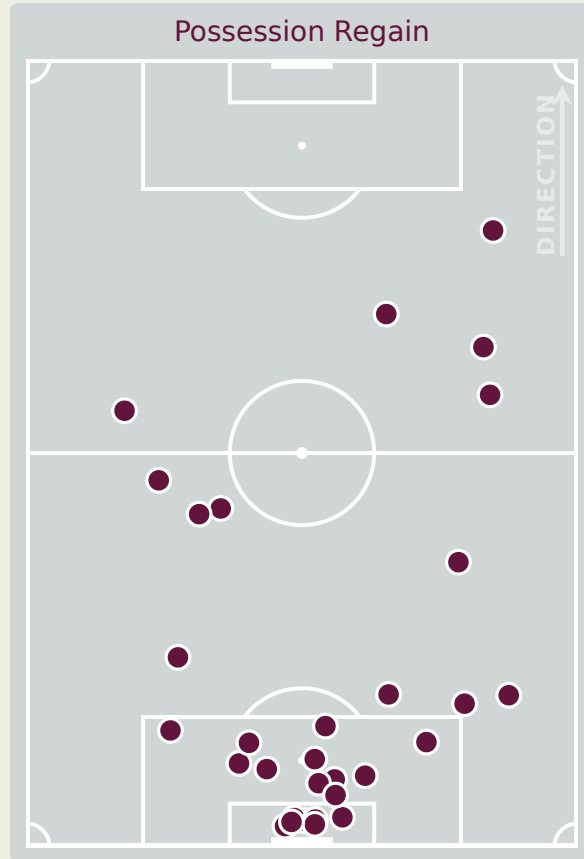
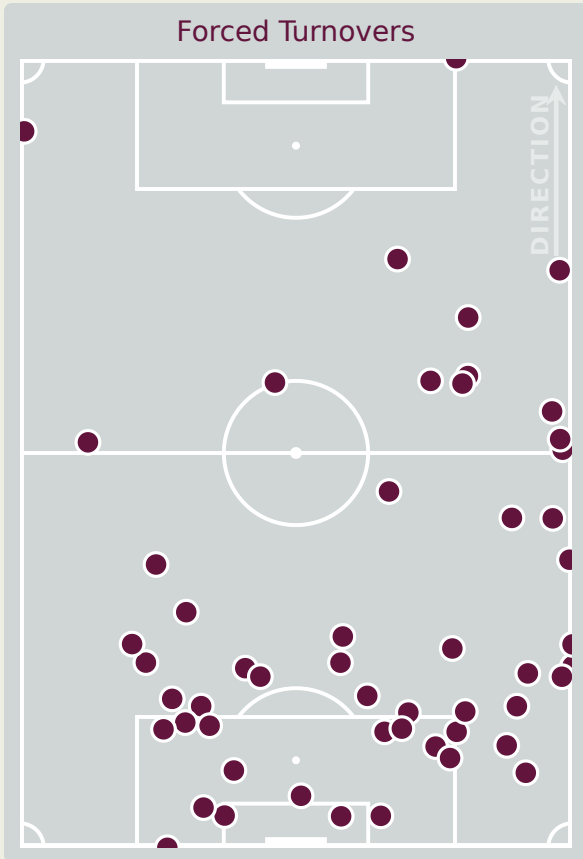
Possession Contests



Most Possession Regains

14

ABRAHAM Nathaniel
GOALKEEPER



#	Player	Total Possession Regains
1	ABRAHAM Nathaniel	14
2	RIGOPOULOS Theo	2
5	OMEZE Chimere	1
6	STEFANOVIC Lazar	4
7	TAHID Taryck	1
8	BADWAL Jeevan	3
10	IGBINOBARO Philip	2
13	CHUKWU Richard	2
14	LONDONO Tyler	0
20	AKLIL Lino	0
21	OZIMEC Lucas	0
3	DE MONTIGNY Gael	0
9	KLUKOWSKI Antoni	0
11	TAVERNIER Kevaughn	0
12	FONG Aidan	2
17	GODIN Etienne	1



Defensive Actions

53

Forced Turnovers

45

Possession Regained

6

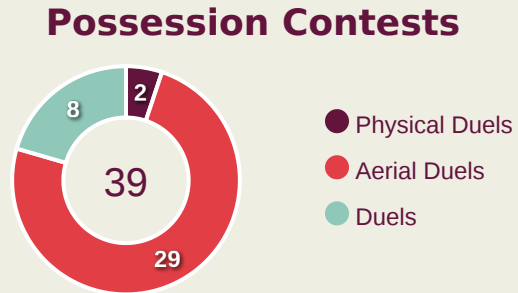
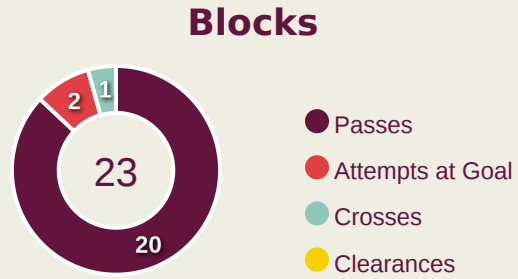
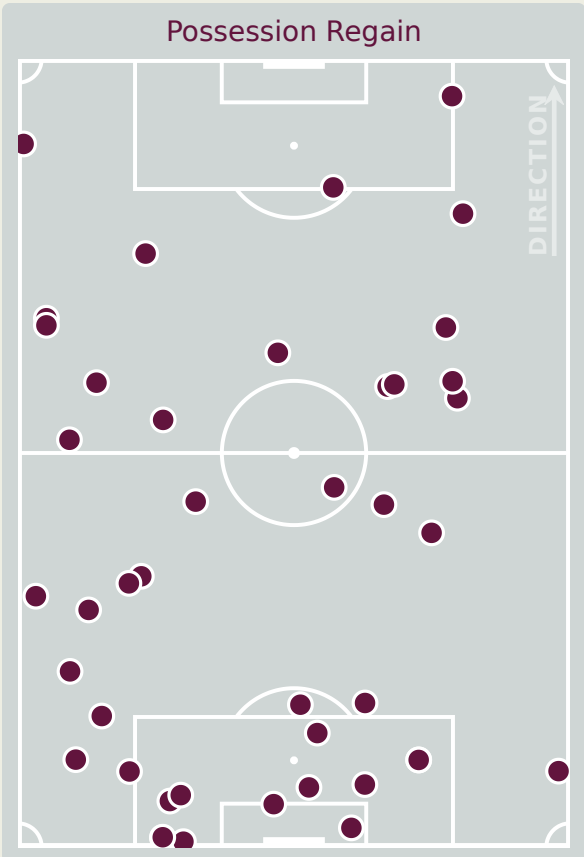
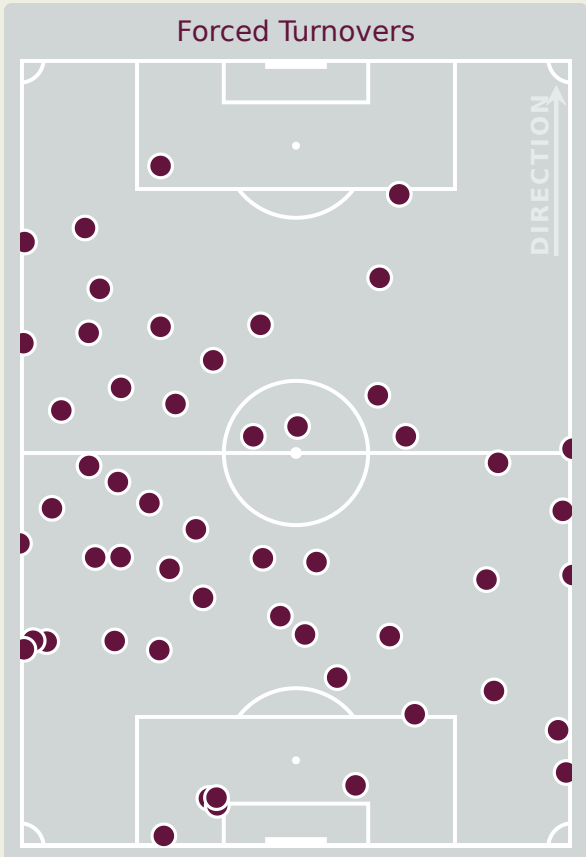
Interceptions

30

Tackles

6.35

Possession Actions / Defensive Action



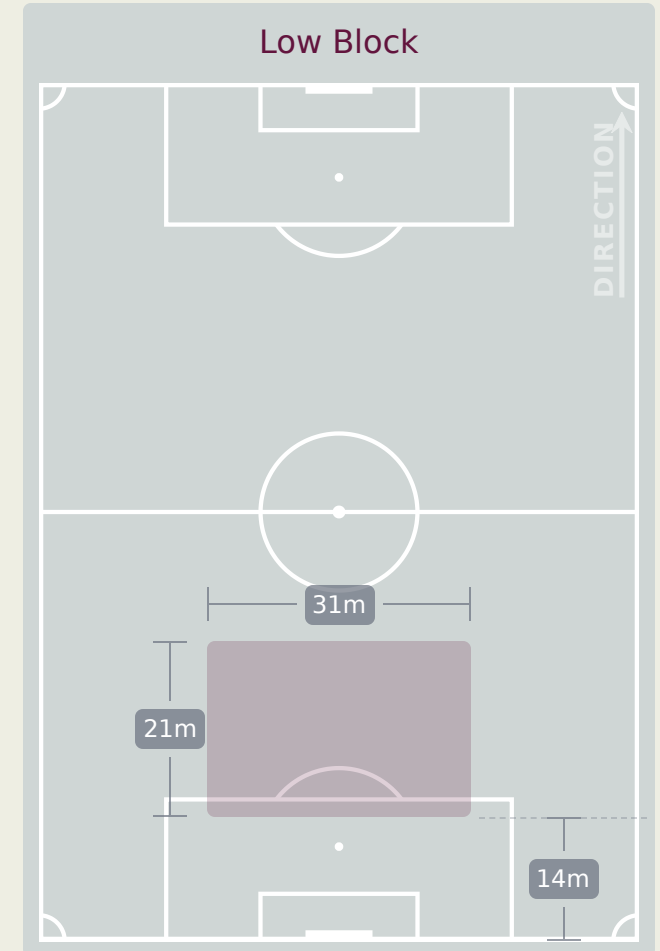
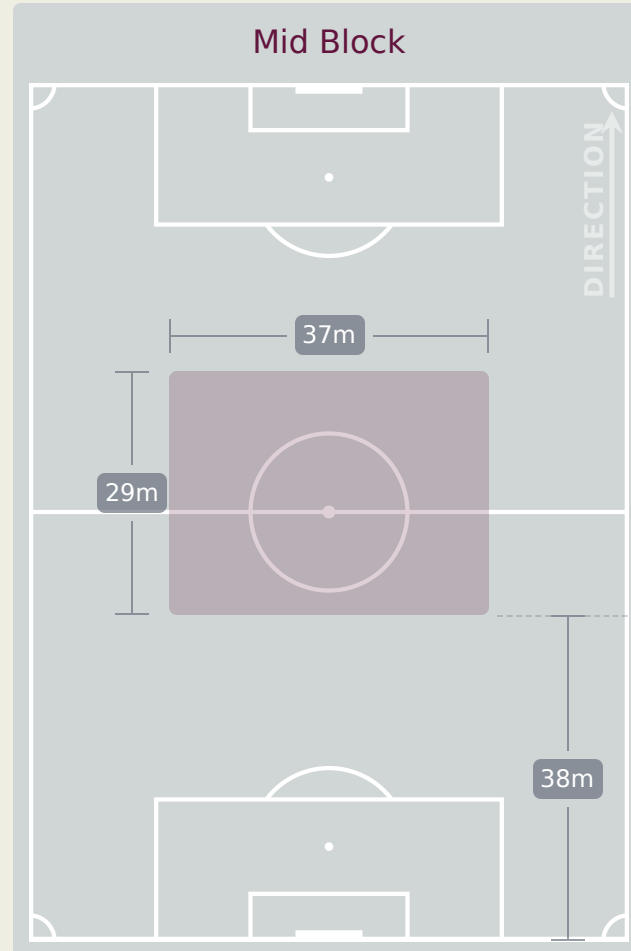
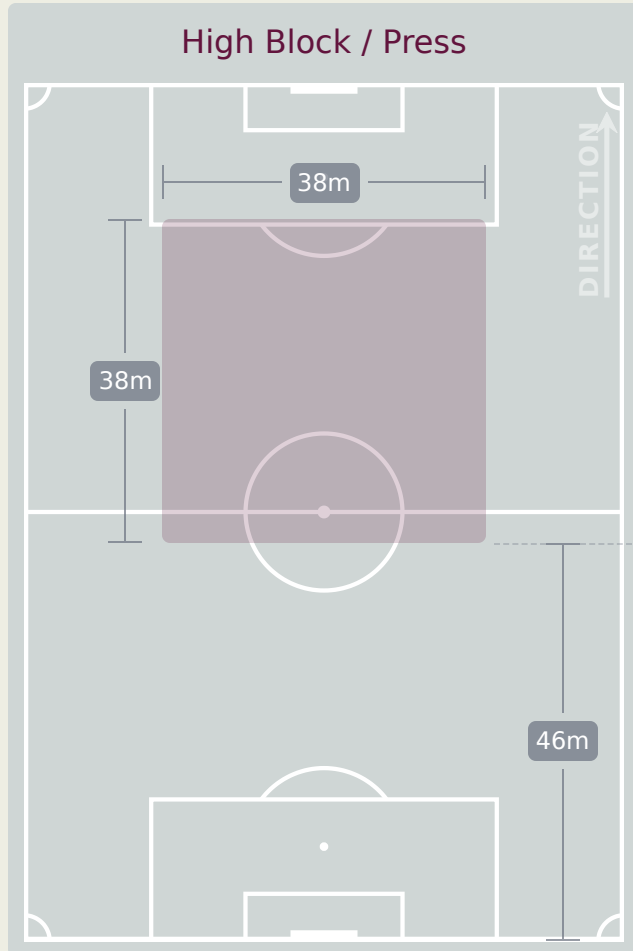
Most Possession Regains

10

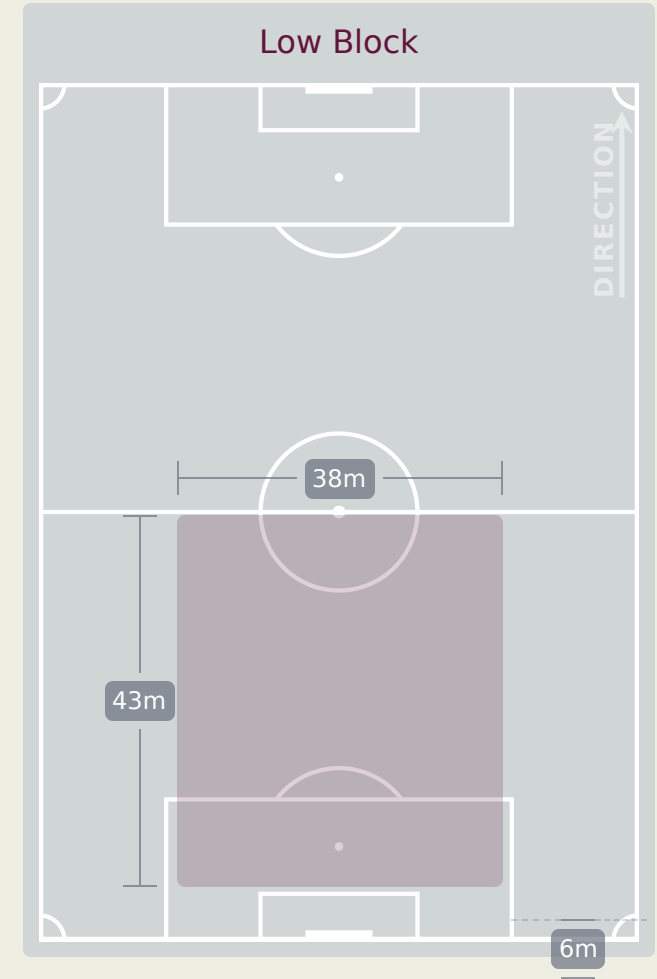
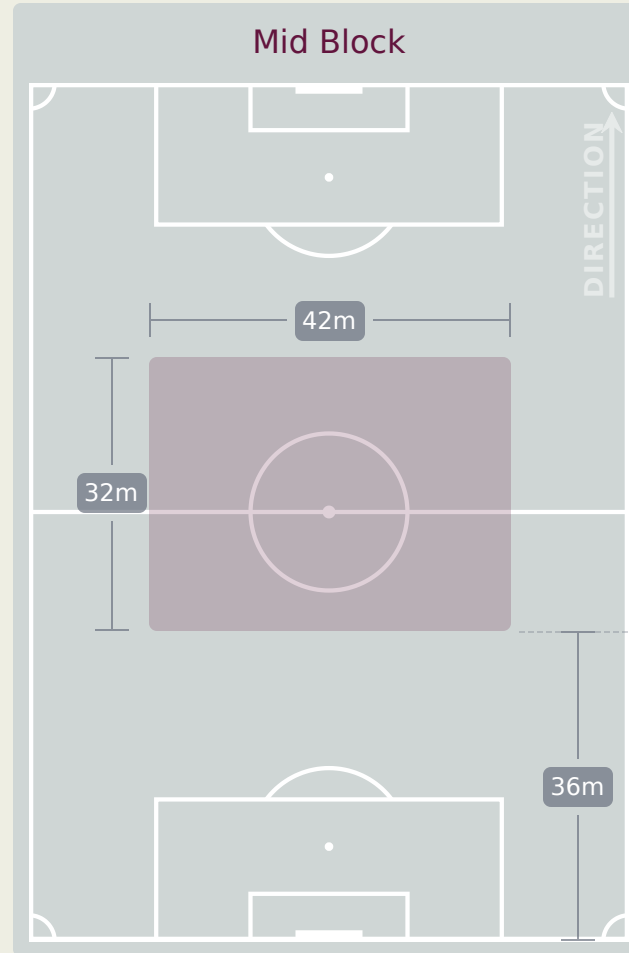
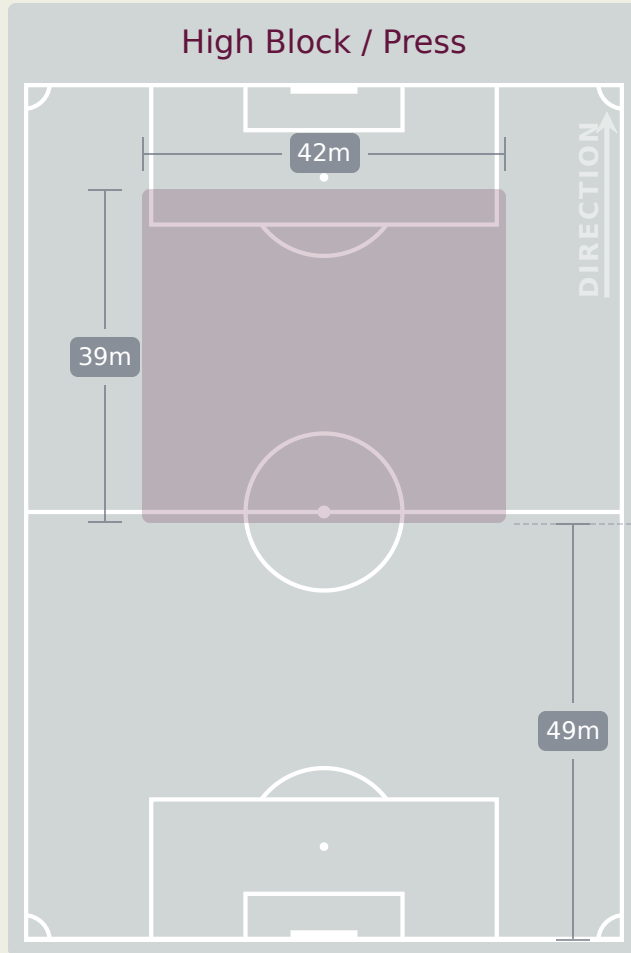
TRAORE Issa
LEFT CENTRE BACK

#	Player	Total Possession Regains
1	KONE Bourama	8
2	TRAORE Moussa	4
3	MAKALOU Hamidou	1
4	SANOGO Souleymane	3
5	TRAORE Issa	10
6	KONE Sekou	2
8	DIARRA Ibrahim	1
10	TIA Ange Martial	1
11	KANATE Ibrahim	1
15	COULIBALY Baye	4
19	BARRY Mahamoud	3
7	SISSOKO Modibo	1
9	LEINTU Salif Noah	0
12	KONE Gaoussou	2
14	THIERO Ousmane	3
18	DIOP Moussa Massire	1

Defensive Line Height & Team Length



Defensive Line Height & Team Length

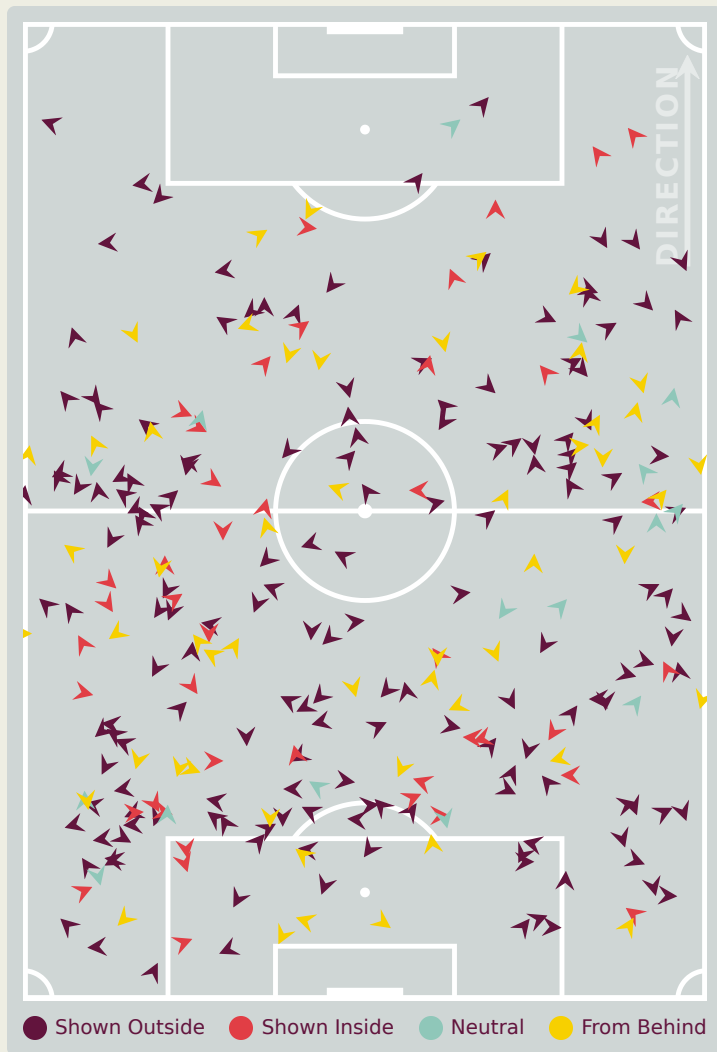


Defensive Pressure



Canada

Mali



278	Total Pressures	118
76	Direct Pressures	34
1.62s	Avg Pressure Duration	1.83s
53	Forced Turnovers	53
14.59s	Ball Recovery Time	7.45s
115	Pushing on into Pressing	43
252	Pushing on	135
43	Pressing Direction Inside	19
167	Pressing Direction Outside	62

Most Direct Pressures

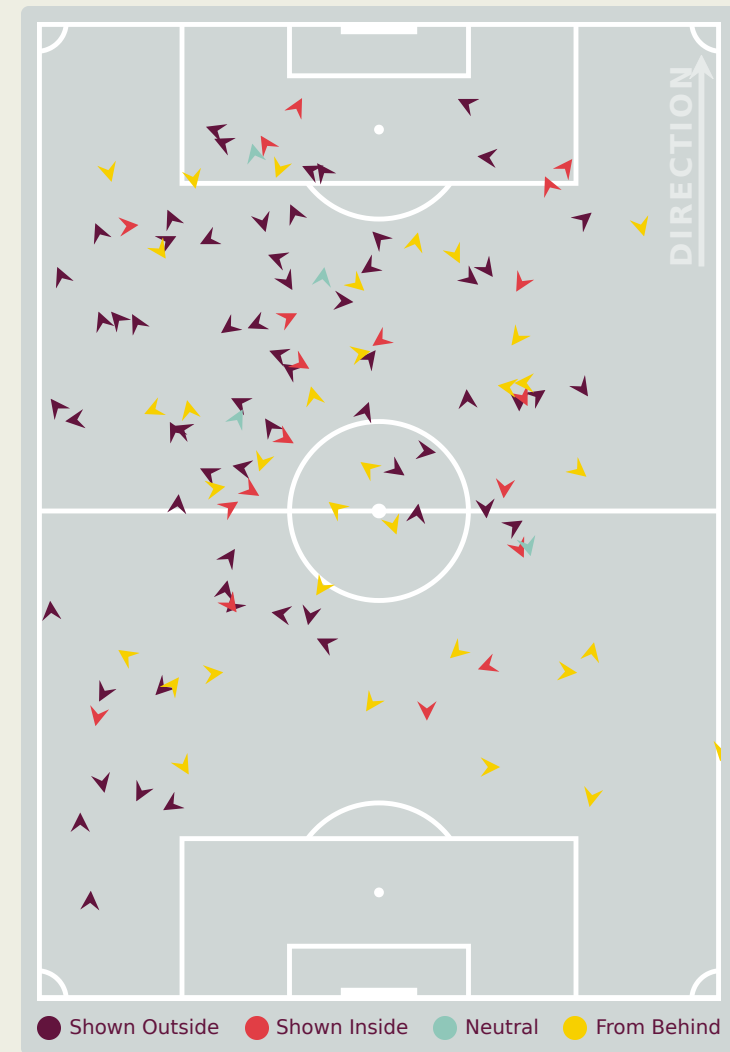
13

BADWAL Jeevan
LEFT CENTRE MIDFIELD

Most Direct Pressures

8

KONE Sekou
DEFENSIVE MIDFIELD CENTRE RIGHT



GOALKEEPING



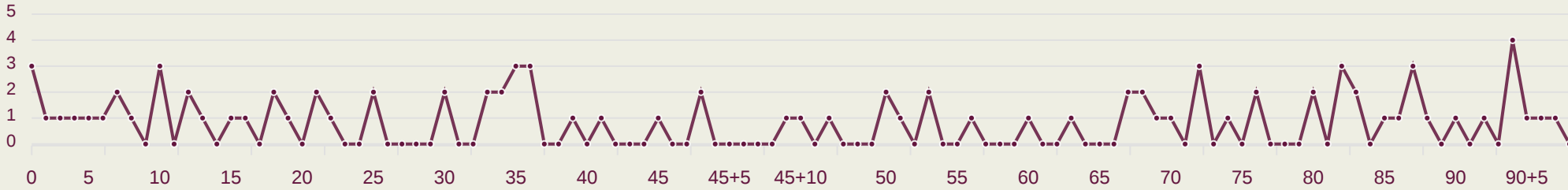
Canada v Mali

Goalkeeping Involvement



Canada

Canada GK Involvement Timeline

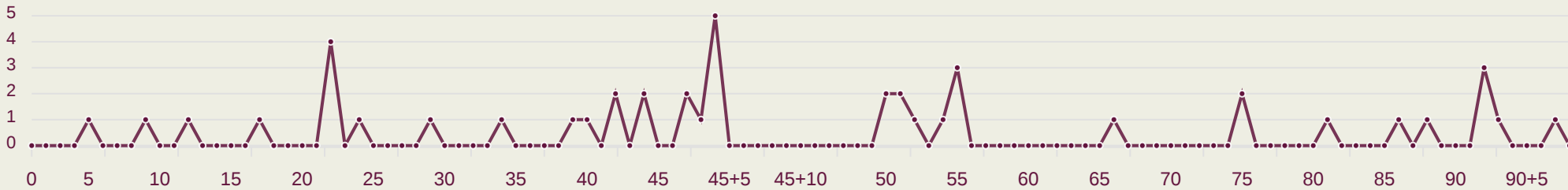


90
Total Involvements



Mali

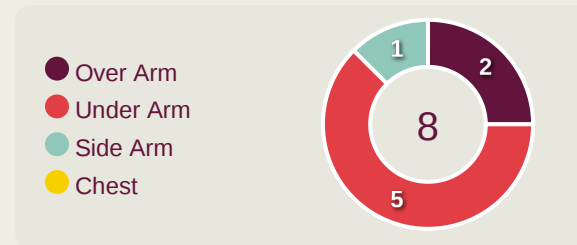
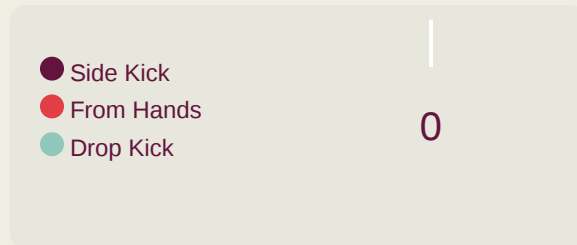
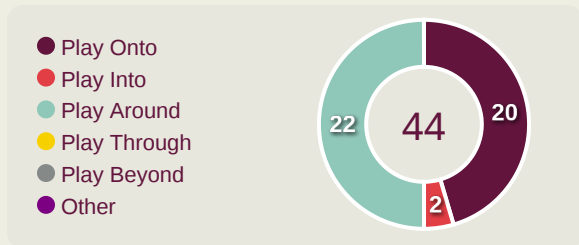
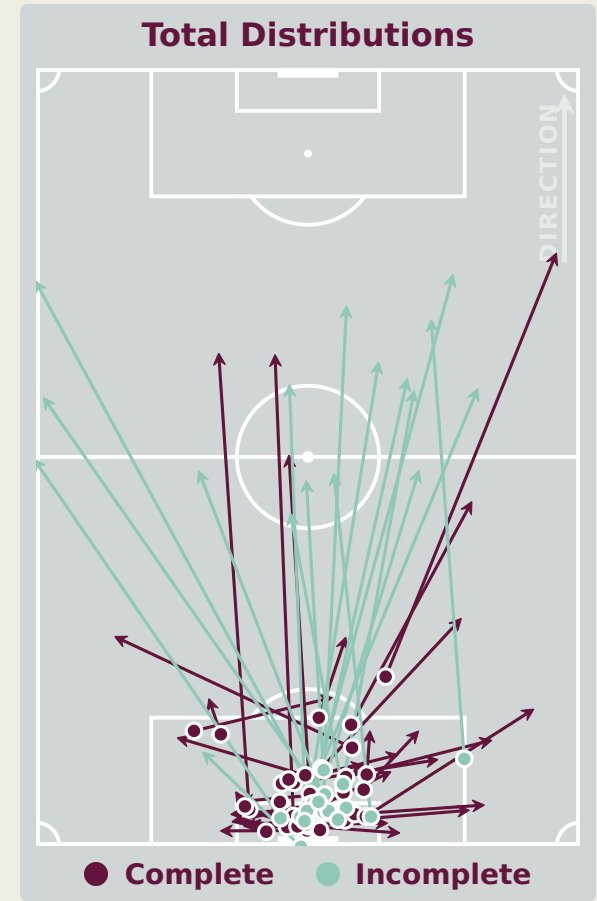
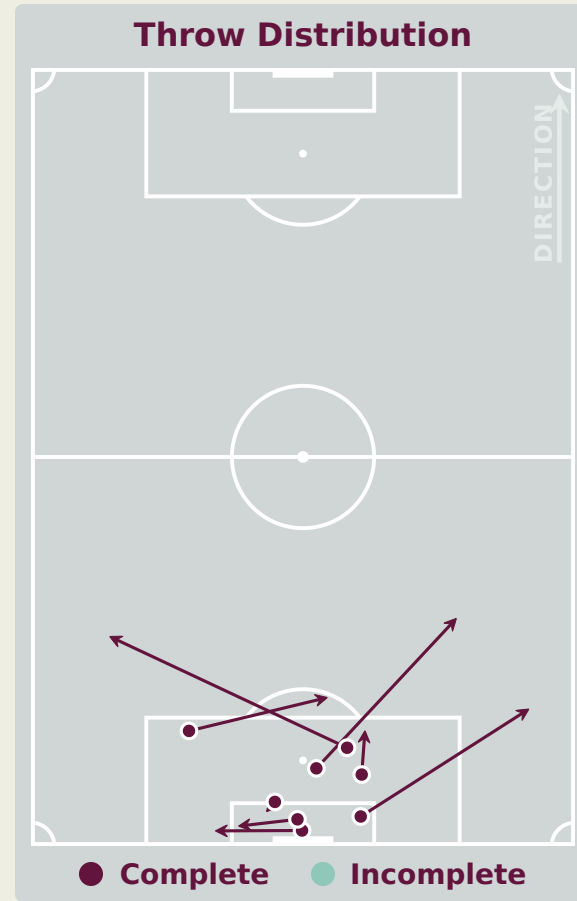
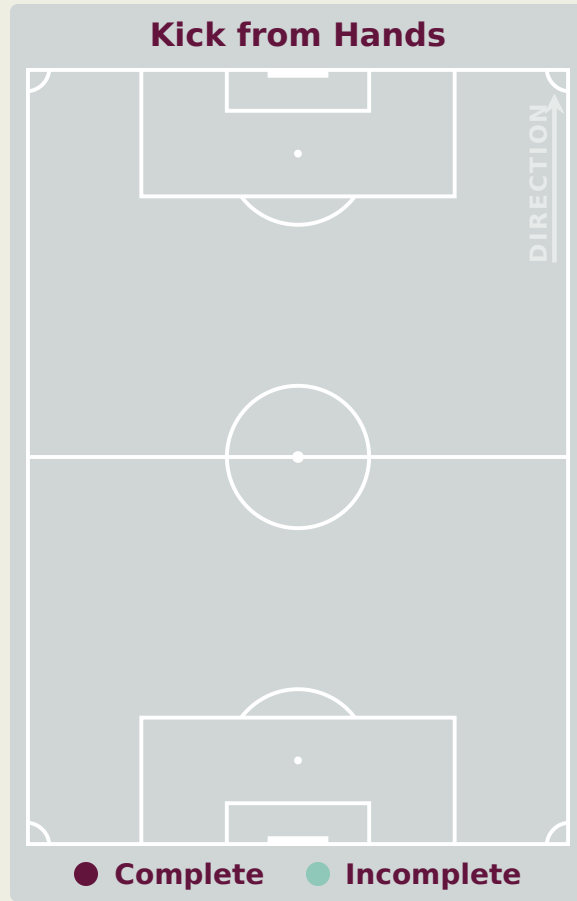
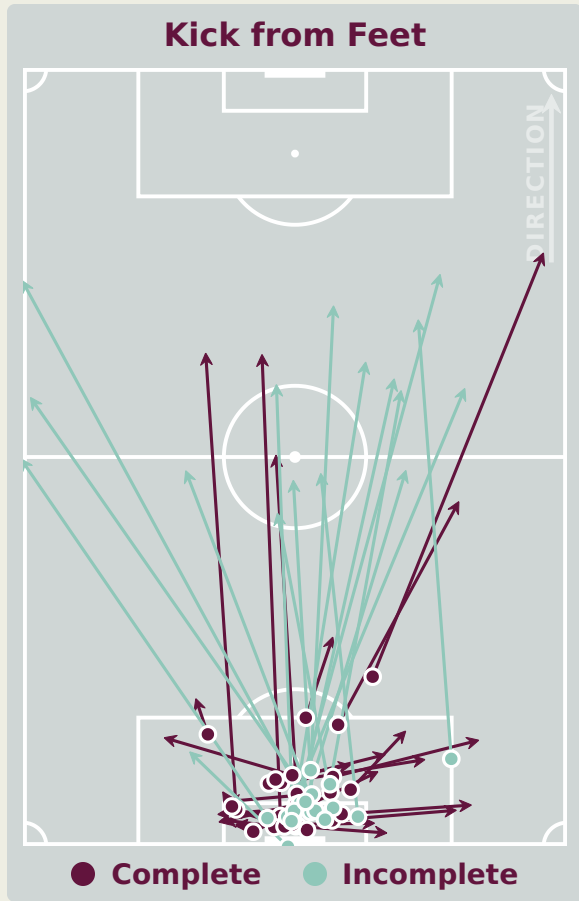
Mali GK Involvement Timeline



46
Total Involvements

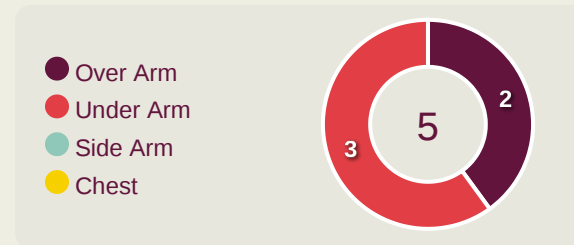
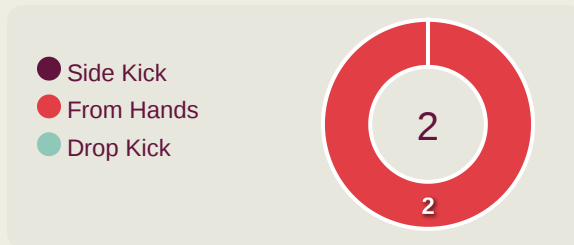
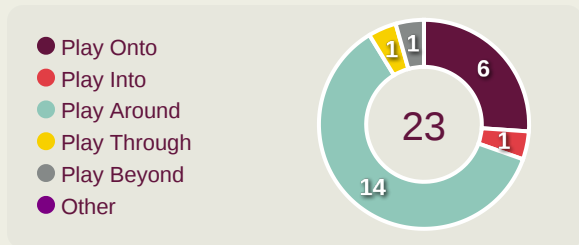
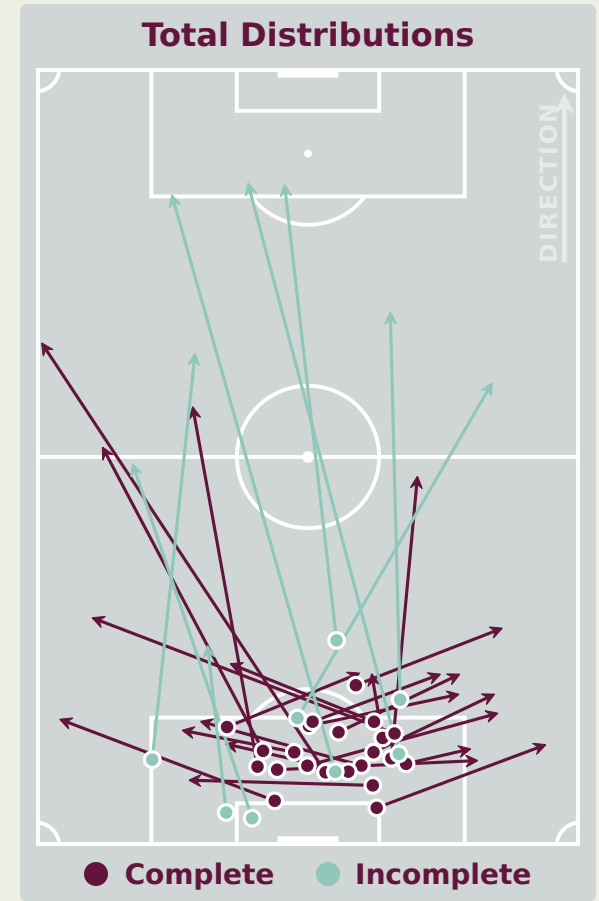
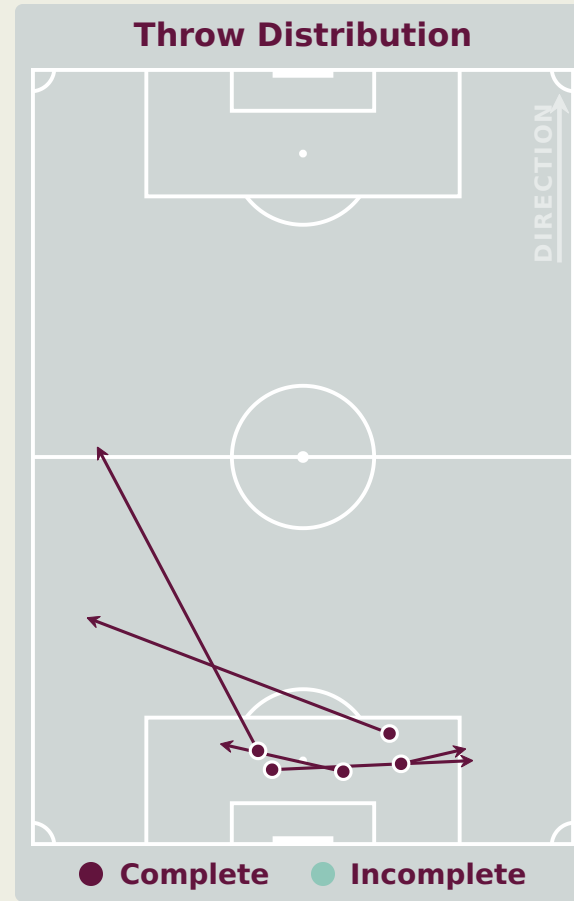
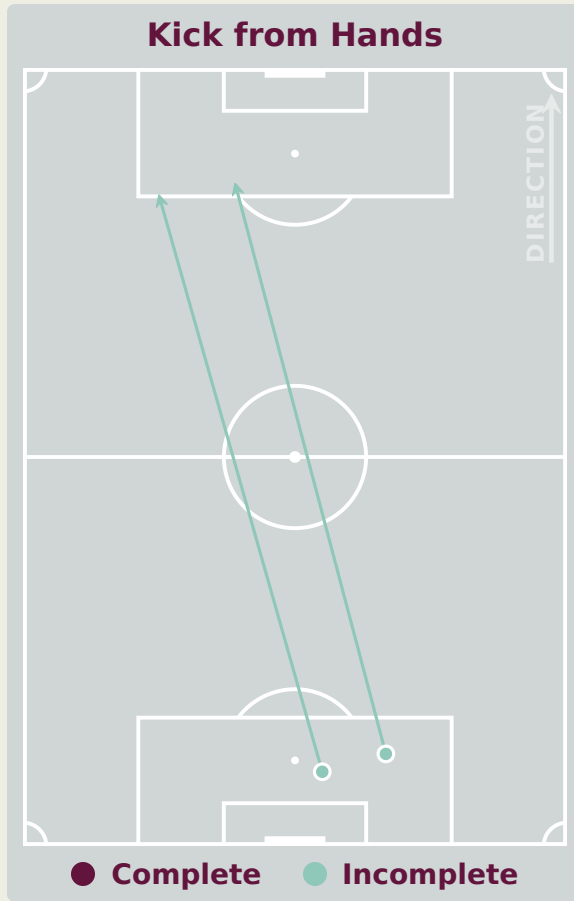
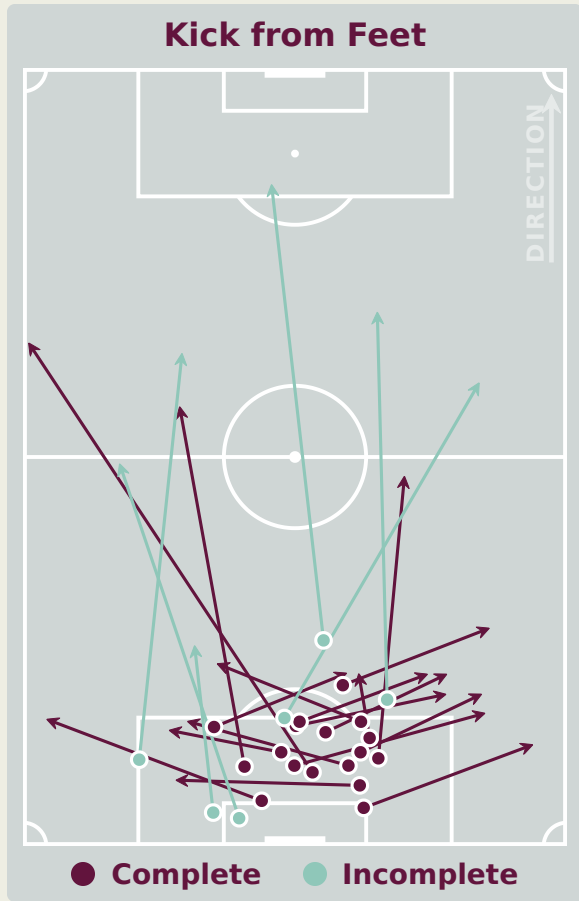


Goalkeeping Distribution



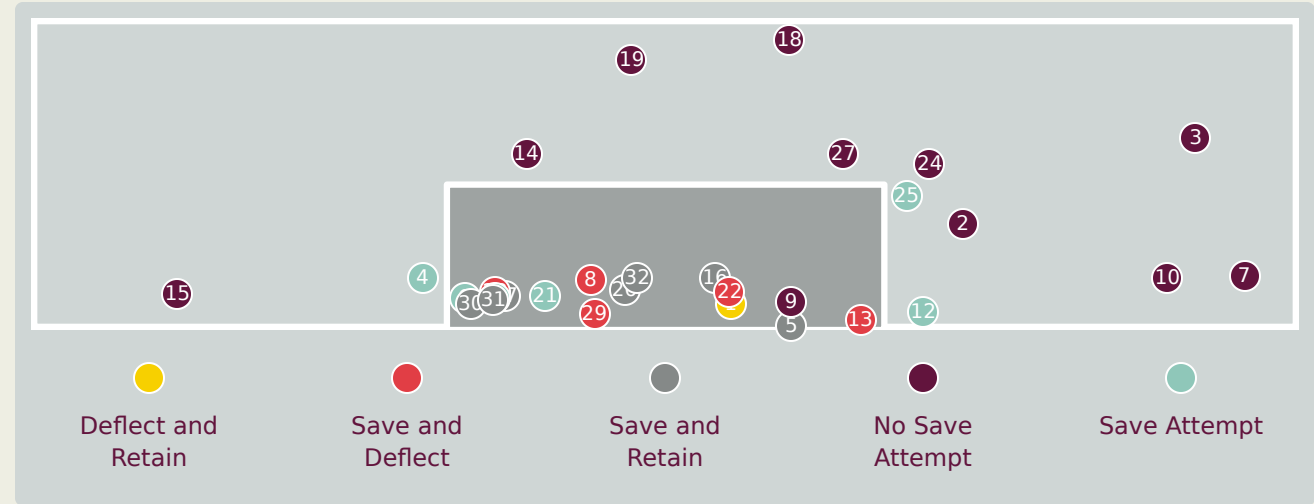
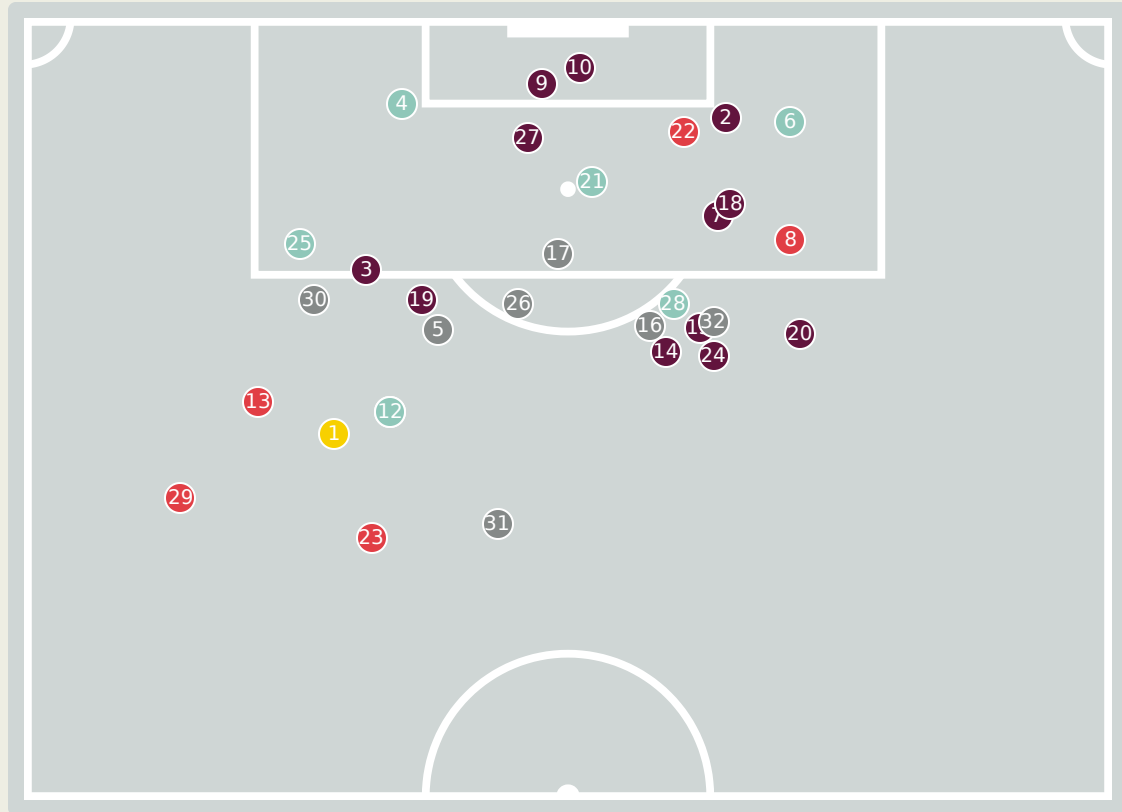


Goalkeeping Distribution





Goal Prevention

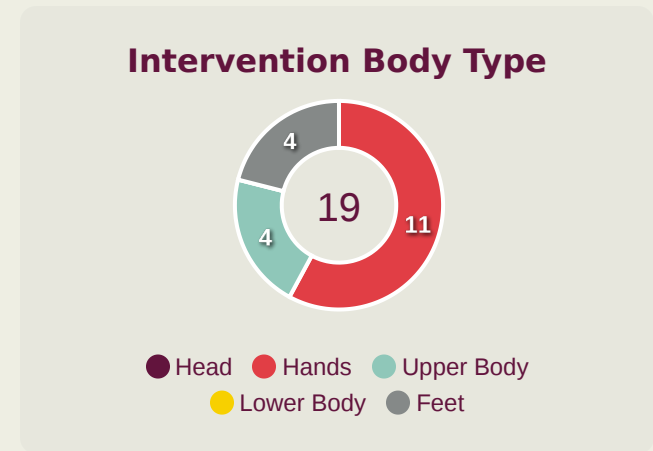
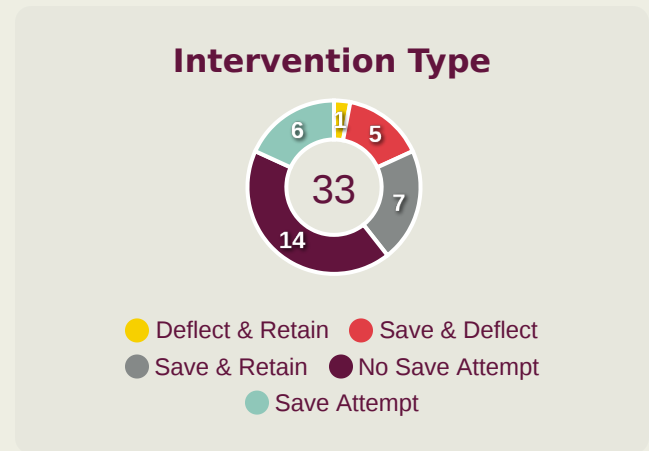


33

Total Attempts on Goal Faced

71

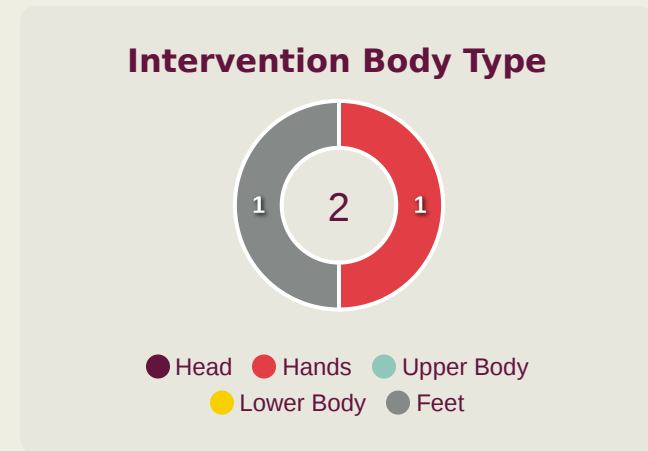
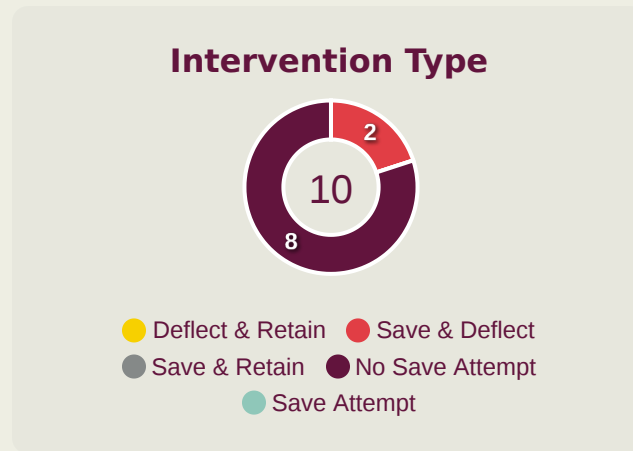
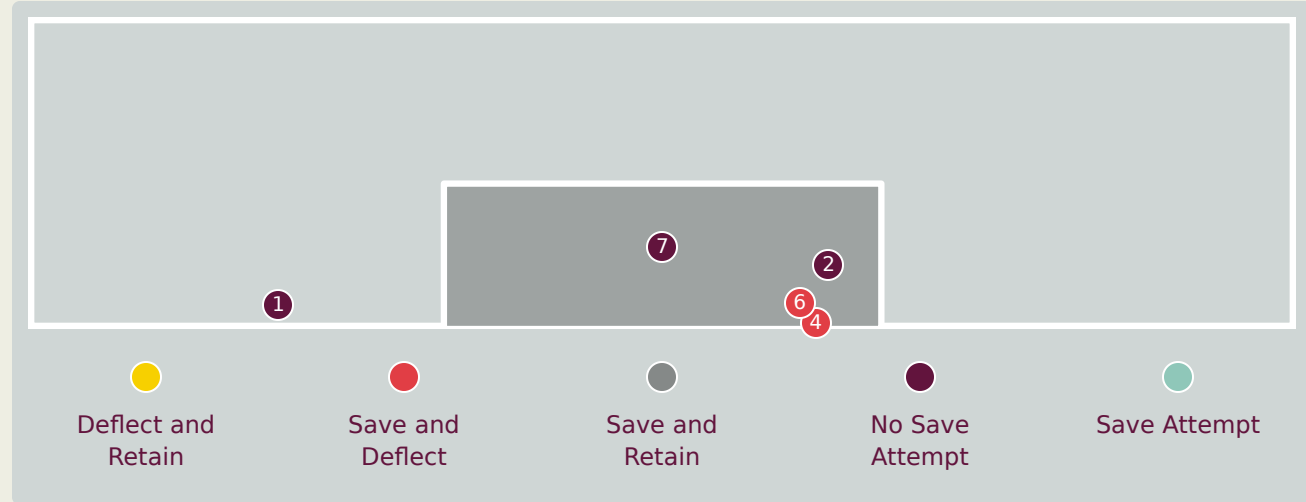
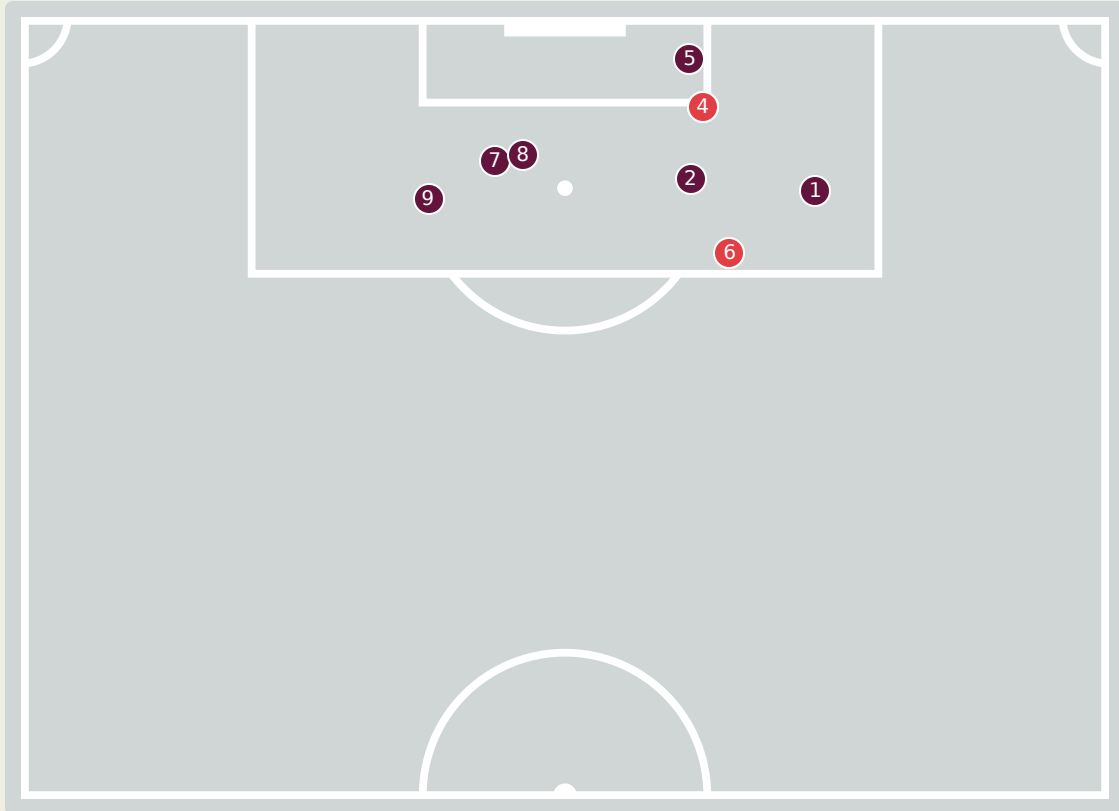
Save %



Total Attempts on Goal Faced	Total Goal Interventions	Save & Retain	Deflect & Retain	Save & Deflect	Save Attempt	No Save Attempt
33	12	7	0	5	6	14



Goal Prevention



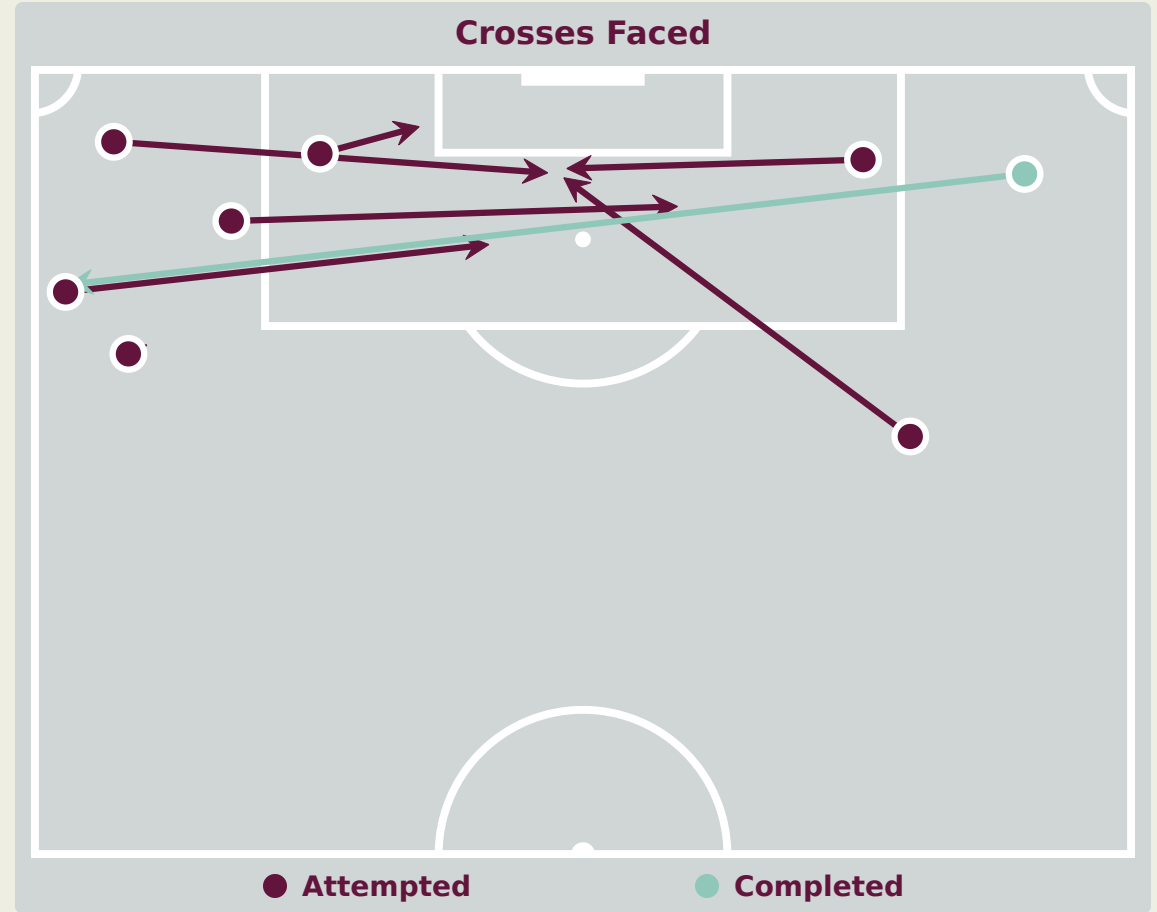
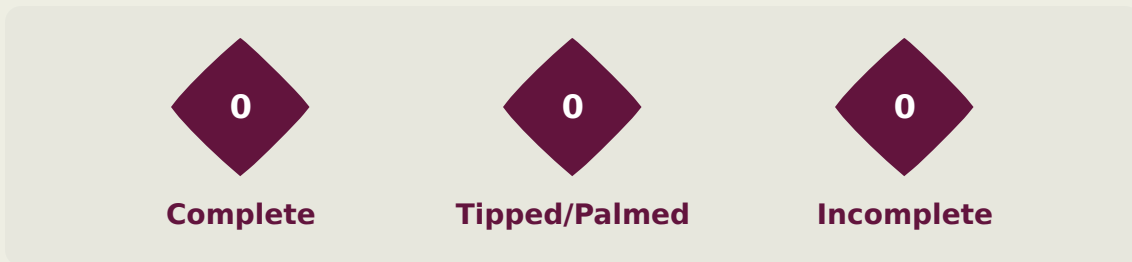
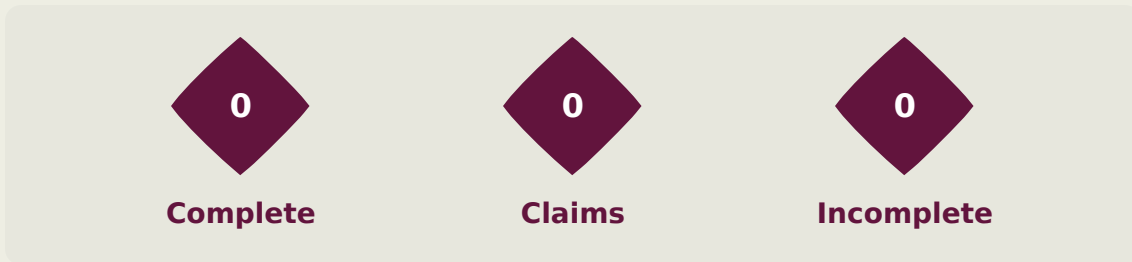
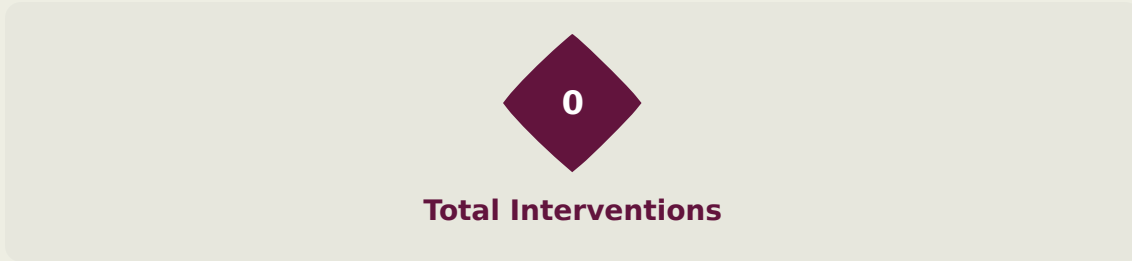
10
Total Attempts on Goal Faced

25
Save %

Total Attempts on Goal Faced	Total Goal Interventions	Save & Retain	Deflect & Retain	Save & Deflect	Save Attempt	No Save Attempt
10	2	0	0	2	0	8



Aerial Control

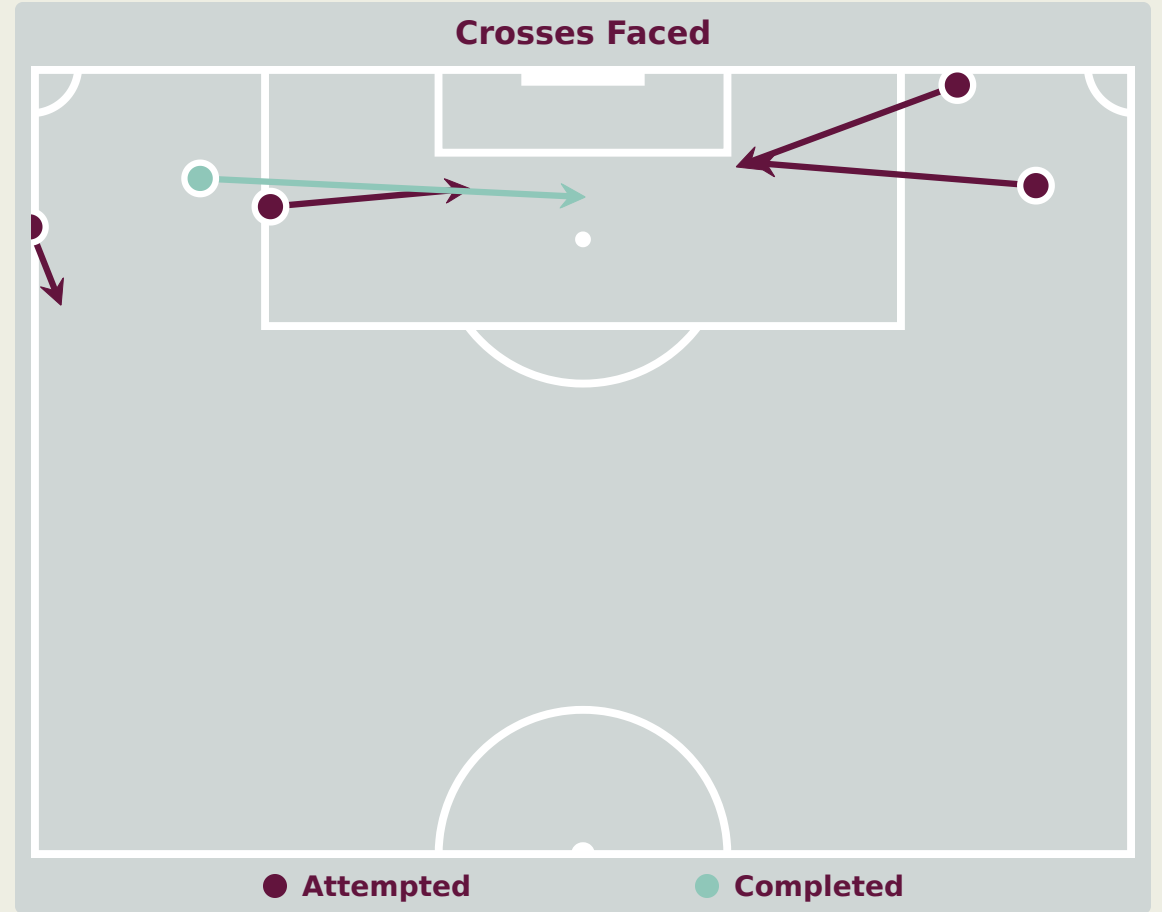
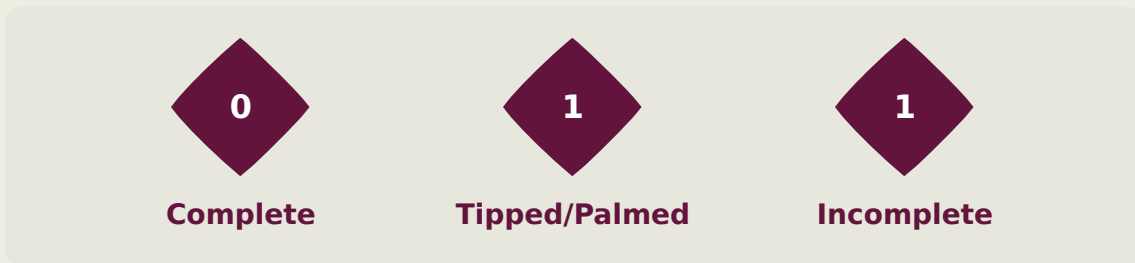
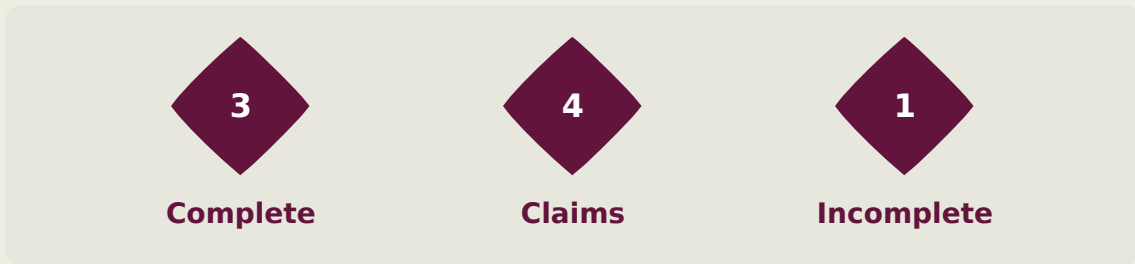
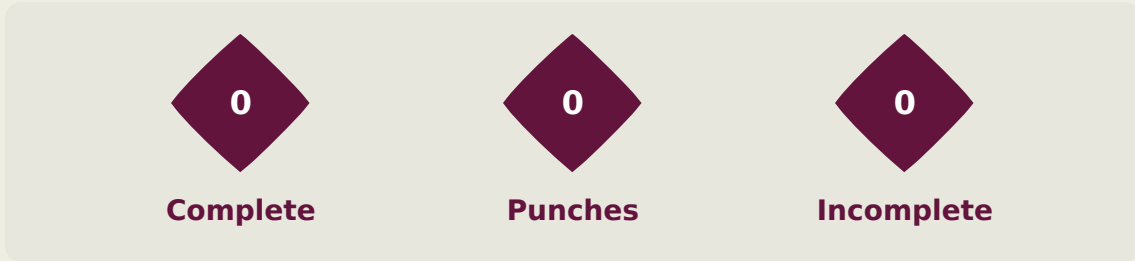


Delivery Types Faced

Total	In Swing	Out Swing	Driven	Lofted	Cutback	Push
12	3	3	0	3	0	3



Aerial Control



Delivery Types Faced

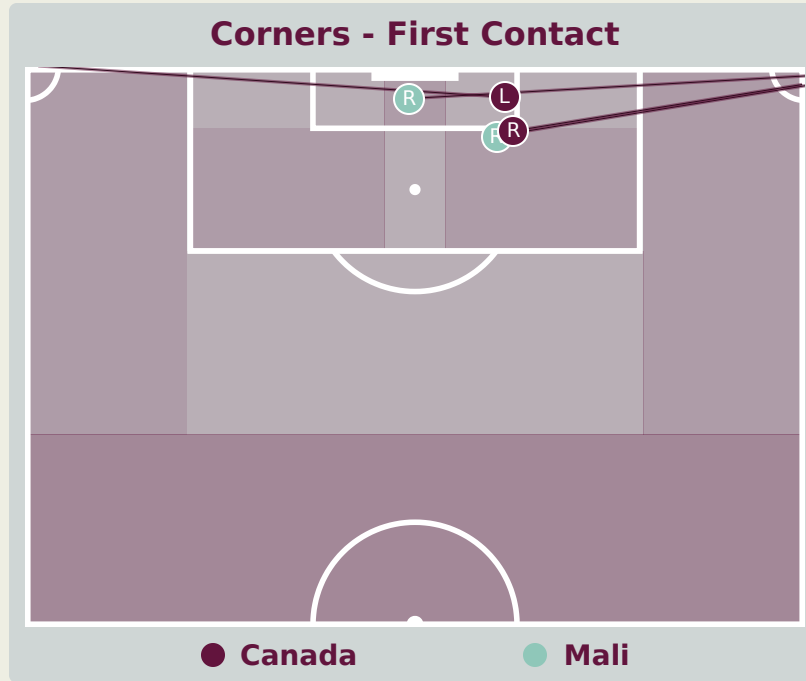
Total	In Swing	Out Swing	Driven	Lofted	Cutback	Push
12	2	3	1	3	0	3

SET PLAYS



Canada v Mali

Set Plays - Corners



Delivery Type	From Left Side	From Right Side	Total
Direct to Area	1	3	4
Short	0	0	0
Edge of Penalty Area	0	0	0

Delivery Style	Total
Inswing	1
Outswing	3
Driven	0

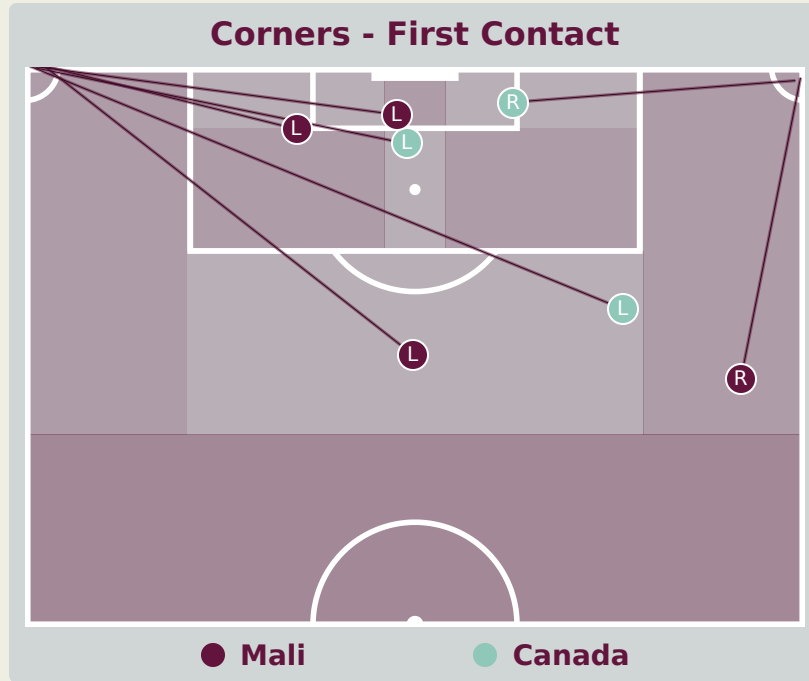
Free Kicks	
Type	Total
Direct	9
Direct (on target)	0
Direct (off target)	0
Indirect	4



Top 5 Player First Contacts		
Player	Team	Total
CHUKWU Richard	Canada	1
OZIMEC Lucas	Canada	1
KONE Bourama	Mali	1
KONE Sekou	Mali	1



Set Plays - Corners



Delivery Type	From Left Side	From Right Side	Total
Direct to Area	2	1	3
Short	2	1	3
Edge of Penalty Area	1	0	1

Delivery Style	Total
Inswing	2
Outswing	1
Driven	0

Free Kicks	
Type	Total
Direct	6
Direct (on target)	0
Direct (off target)	1
Indirect	2



Top 5 Player First Contacts		
Player	Team	Total
SANOGO Souleymane	Mali	1
KONE Sekou	Mali	1
KANATE Ibrahim	Mali	1
BARRY Mahamoud	Mali	1
STEFANOVIC Lazar	Canada	1

INDIVIDUAL DATA IN POSSESSION



Canada v Mali



In Possession - Distributions



#	Player	Passes Attempted	Passes Completed	Pass Completion %	Switches of Play	Crosses Attempted	Crosses Completed	Line Breaks Attempted	Line Breaks Completed	Line Break Completion %	Ball Progressions	Take Ons	Step Ins	Attempts at Goal	Goals
1	ABRAHAM Nathaniel	52	35	67%	0	0	0	21	8	38%	0	0	0	0	0
2	RIGOPOULOS Theo	30	23	77%	0	1	0	6	3	50%	1	1	0	0	0
5	OMEZE Chimere	42	33	79%	0	0	0	20	13	65%	1	0	1	0	0
6	STEFANOVIC Lazar	33	26	79%	0	0	0	13	8	61%	1	0	1	0	0
7	TAHID Taryck	13	8	62%	0	0	0	5	3	60%	0	0	0	0	0
8	BADWAL Jeevan	20	17	85%	0	4	2	3	2	66%	1	1	0	0	0
10	IGBINOBARO Philip	7	5	71%	0	0	0	1	1	100%	0	0	0	0	0
13	CHUKWU Richard	21	13	62%	0	0	0	11	3	27%	0	0	0	2	1
14	LONDONO Tyler	20	14	70%	0	0	0	6	3	50%	0	0	0	0	0
20	AKLIL Lino	5	3	60%	0	1	0	2	0	0%	0	0	0	1	0
21	OZIMEC Lucas	7	4	57%	0	0	0	2	2	100%	1	1	0	1	0
3	DE MONTIGNY Gael	10	8	80%	0	5	1	3	1	33%	0	0	0	0	0
9	KLUKOWSKI Antoni	9	7	78%	0	0	0	3	1	33%	0	0	0	0	0
11	TAVERNIER Kevaghna	13	6	46%	0	0	0	3	1	33%	2	2	0	3	0
12	FONG Aidan	6	4	67%	0	1	0	4	1	25%	3	1	2	2	0
17	GODIN Etienne	9	6	67%	0	0	0	2	2	100%	0	0	0	0	0

In Possession - Offers & Receptions



			Offer movement types						
#	Player	Total Offers	In Front	In Between	Out to In	In to Out	In Behind	No Movement	Offers Received
1	ABRAHAM Nathaniel	1	0	0	0	0	0	1	1
2	RIGOPOULOS Theo	26	1	1	0	0	10	14	6
5	OMEZE Chimere	2	0	1	0	0	0	1	0
6	STEFANOVIC Lazar	7	3	3	0	1	0	0	3
7	TAHID Taryck	14	2	3	0	3	6	0	2
8	BADWAL Jeevan	21	4	8	2	2	4	1	3
10	IGBINOBARO Philip	0	0	0	0	0	0	0	0
13	CHUKWU Richard	6	1	0	0	0	1	4	1
14	LONDONO Tyler	16	7	6	1	1	0	1	4
20	AKLIL Lino	9	0	1	0	0	4	4	3
21	OZIMEC Lucas	22	0	12	0	3	6	1	3
3	DE MONTIGNY Gael	15	1	2	1	0	7	4	5
9	KLUKOWSKI Antoni	7	0	3	0	0	3	1	2
11	TAVERNIER Kevaughn	7	0	0	0	1	6	0	1
12	FONG Aidan	18	0	6	1	0	6	5	7
17	GODIN Etienne	2	0	0	0	0	0	2	2



In Possession - Distributions

#	Player	Passes Attempted	Passes Completed	Pass Completion %	Switches of Play	Crosses Attempted	Crosses Completed	Line Breaks Attempted	Line Breaks Completed	Line Break Completion %	Ball Progressions	Take Ons	Step Ins	Attempts at Goal	Goals
1	KONE Bourama	30	22	73%	0	0	0	10	4	40%	0	0	0	0	0
2	TRAORE Moussa	56	47	84%	0	1	0	31	26	83%	12	3	9	1	0
3	MAKALOU Hamidou	67	59	88%	0	2	0	24	19	79%	9	1	8	9	1
4	SANOGO Souleymane	62	57	92%	0	2	1	12	10	83%	0	0	0	1	0
5	TRAORE Issa	55	51	93%	0	0	0	11	9	81%	0	0	0	0	0
6	KONE Sekou	40	37	92%	0	0	0	8	8	100%	6	2	4	1	0
8	DIARRA Ibrahim	53	41	77%	0	1	0	6	2	33%	4	0	4	4	1
10	TIA Ange Martial	39	33	85%	0	4	2	7	5	71%	4	2	2	1	0
11	KANATE Ibrahim	23	16	70%	0	0	0	2	2	100%	8	3	5	5	1
15	COULIBALY Baye	50	48	96%	0	0	0	9	9	100%	1	0	1	0	0
19	BARRY Mahamoud	34	29	85%	0	1	0	8	6	75%	6	3	3	4	1
7	SISSOKO Modibo	10	9	90%	0	0	0	2	2	100%	1	1	0	2	0
9	LEINTU Salif Noah	0	0	0%	0	0	0	0	0	0%	0	0	0	1	0
12	KONE Gaoussou	27	26	96%	0	1	0	6	5	83%	2	0	2	1	0
14	THIERO Ousmane	28	28	100%	0	0	0	5	5	100%	0	0	0	1	1
18	DIOP Moussa Massire	27	27	100%	0	0	0	2	2	100%	0	0	0	1	0



In Possession - Offers & Receptions

			Offer movement types						
#	Player	Total Offers	In Front	In Between	Out to In	In to Out	In Behind	No Movement	Offers Received
1	KONE Bourama	3	0	0	0	0	0	3	2
2	TRAORE Moussa	14	0	5	0	1	3	5	6
3	MAKALOU Hamidou	35	8	9	1	4	6	7	18
4	SANOGO Souleymane	35	7	1	2	0	7	18	20
5	TRAORE Issa	1	0	0	0	0	0	1	1
6	KONE Sekou	11	5	3	0	0	0	3	6
8	DIARRA Ibrahim	34	3	4	5	2	18	2	17
10	TIA Ange Martial	39	5	17	2	1	12	2	13
11	KANATE Ibrahim	11	0	1	0	1	9	0	5
15	COULIBALY Baye	9	1	0	0	0	0	8	8
19	BARRY Mahamoud	52	4	6	2	2	24	14	13
7	SISSOKO Modibo	11	2	1	0	2	6	0	4
9	LEINTU Salif Noah	3	0	0	0	0	3	0	0
12	KONE Gaoussou	10	1	2	0	1	3	3	5
14	THIERO Ousmane	5	0	3	0	0	0	2	5
18	DIOP Moussa Massire	21	8	6	0	1	0	6	13

INDIVIDUAL DATA OUT OF POSSESSION



U-17 WORLD CUP
INDONESIA 2023



Canada v Mali



Out of Possession

Canada



#	Player	Tackles Made / Won	Blocks	Interceptions	Pressing Direct	Pressing Indirect	Duels Won - Aerial	Duels Won - Physical	Possession Contests won	Clearances	Loose Ball Receptions	Pushing On	Pushing On into Pressing	Possession Regains	Possession Interrupted
1	ABRAHAM Nathaniel	1 / 0	0	0	0	0	0	0	0	0	6	0	0	14	1
2	RIGOPOULOS Theo	8 / 0	3	1	11	11	2	0	3	4	3	23	12	2	7
5	OMEZE Chimere	13 / 0	2	0	7	10	2	0	2	5	7	8	3	1	10
6	STEFANOVIC Lazar	3 / 0	3	1	3	2	1	0	1	5	3	4	0	4	3
7	TAHID Taryck	2 / 0	1	0	3	22	3	1	4	2	5	12	10	1	4
8	BADWAL Jeevan	5 / 0	3	2	13	36	1	0	1	3	7	54	24	3	5
10	IGBINOBARO Philip	4 / 0	1	0	8	5	0	1	1	0	3	8	8	2	1
13	CHUKWU Richard	1 / 0	1	1	5	15	1	0	1	4	2	36	8	2	3
14	LONDONO Tyler	4 / 0	2	2	4	20	0	0	0	4	4	18	3	0	5
20	AKLIL Lino	3 / 0	0	0	4	19	0	0	1	0	1	20	13	0	1
21	OZIMEC Lucas	0 / 0	0	0	4	17	1	0	1	0	3	26	12	0	0
3	DE MONTIGNY Gael	4 / 0	1	1	5	27	0	0	1	1	1	25	14	0	4
9	KLUKOWSKI Antoni	0 / 0	0	0	1	1	0	0	0	0	3	0	0	0	0
11	TAVERNIER Kevaughn	0 / 0	1	0	1	8	0	0	0	0	3	8	4	0	1
12	FONG Aidan	1 / 0	2	0	4	5	2	0	2	0	0	9	4	2	1
17	GODIN Etienne	2 / 0	4	0	3	4	0	0	0	2	2	1	0	1	4



Out of Possession

#	Player	Tackles Made / Won	Blocks	Interceptions	Pressing Direct	Pressing Indirect	Duels Won - Aerial	Duels Won - Physical	Possession Contests won	Clearances	Loose Ball Receptions	Pushing On	Pushing On into Pressing	Possession Regains	Possession Interrupted
1	KONE Bourama	1 / 0	0	0	0	0	0	0	0	0	6	0	0	8	0
2	TRAORE Moussa	2 / 0	1	1	3	1	0	0	0	4	2	10	1	4	2
3	MAKALOU Hamidou	3 / 0	4	0	5	13	1	0	1	2	14	24	5	1	3
4	SANOGO Souleymane	0 / 0	1	0	0	6	1	0	1	2	7	10	2	3	0
5	TRAORE Issa	4 / 0	6	2	3	2	5	0	6	7	11	5	3	10	3
6	KONE Sekou	7 / 0	1	0	8	10	1	0	1	4	7	7	4	2	4
8	DIARRA Ibrahim	1 / 0	1	0	1	15	2	0	3	0	5	17	7	1	0
10	TIA Ange Martial	2 / 0	0	0	2	15	1	0	1	1	6	13	10	1	1
11	KANATE Ibrahim	3 / 0	1	0	1	1	0	0	1	0	8	2	0	1	1
15	COULIBALY Baye	2 / 0	5	3	2	0	2	0	2	4	2	23	1	4	6
19	BARRY Mahamoud	0 / 0	0	0	0	10	1	0	2	3	6	10	4	3	2
7	SISSOKO Modibo	1 / 0	0	0	1	2	0	0	1	0	1	3	1	1	0
9	LEINTU Salif Noah	1 / 0	0	0	1	0	0	0	0	0	1	2	1	0	0
12	KONE Gaoussou	0 / 0	1	0	0	2	0	0	0	1	5	4	1	2	1
14	THIERO Ousmane	2 / 0	2	0	6	5	2	0	2	0	3	5	3	3	1
18	DIOP Moussa Massire	1 / 0	1	0	1	2	0	0	0	1	3	0	0	1	0

INDIVIDUAL DATA PHYSICAL



Canada v Mali



Physical Data

Canada



#	Player	Total Distance (m)	Zone 1: 0-7 km/h (m)	Zone 2: 7-15 km/h (m)	Zone 3: 15-20 km/h (m)	Zone 4: 20-25 km/h (m)	Zone 5: 25+ km/h (m)	High Speed Runs (Zone 4)	Sprints (Zone 5)	Top Speed (km/h)
1	ABRAHAM Nathaniel	4044.7	3183.6	611.6	156.9	82.5	10.5	22.0	7.0	29.5
2	RIGOPOULOS Theo	11135.8	3839.6	4733.8	1677.0	667.0	219.4	138.0	44.0	31.5
5	OMEZE Chimere	10225.3	3775.2	4652.5	976.5	529.7	291.4	91.0	50.0	32.9
6	STEFANOVIC Lazar	10493.5	3796.6	4707.4	1324.3	553.0	111.2	115.0	40.0	29.4
7	TAHID Taryck	7644.6	2325.5	3560.8	970.9	574.1	213.3	87.0	40.0	30.2
8	BADWAL Jeevan	12313.3	3607.8	5092.8	2688.0	842.2	82.5	185.0	57.0	28.8
10	IGBINOBARO Philip	4477.8	1213.5	2288.6	574.0	280.3	120.9	48.0	25.0	30.5
13	CHUKWU Richard	9947.2	3774.0	4197.7	1534.8	386.9	52.7	123.0	30.0	30.0
14	LONDONO Tyler	9531.5	3039.6	4286.3	1742.4	392.7	70.5	113.0	34.0	32.5
20	AKLIL Lino	6396.6	1988.7	2575.3	1059.9	575.7	197.7	89.0	42.0	32.4
21	OZIMEC Lucas	7598.5	2316.0	3528.0	1202.1	400.4	151.2	104.0	36.0	32.5
3	DE MONTIGNY Gael	5845.5	2417.1	2151.1	728.3	450.1	98.8	77.0	33.0	30.6
9	KLUKOWSKI Antoni	4438.6	1403.1	2175.8	568.6	206.0	85.2	50.0	20.0	32.9
11	TAVERNIER Kevaughn	7787.2	2109.6	4010.4	1008.4	499.2	159.6	94.0	44.0	28.8
12	FONG Aidan	4621.5	1498.3	2008.5	782.4	262.5	69.8	68.0	21.0	31.0
17	GODIN Etienne	2579.7	843.6	1131.5	387.7	115.8	100.9	37.0	12.0	29.8



Physical Data

#	Player	Total Distance (m)	Zone 1: 0-7 km/h (m)	Zone 2: 7-15 km/h (m)	Zone 3: 15-20 km/h (m)	Zone 4: 20-25 km/h (m)	Zone 5: 25+ km/h (m)	High Speed Runs (Zone 4)	Sprints (Zone 5)	Top Speed (km/h)
1	KONE Bourama	4704.7	3544.5	898.1	196.7	65.4	0	22.0	7.0	26.0
2	TRAORE Moussa	6863.1	2725.3	2546.2	744.6	505.1	341.8	71.0	40.0	32.3
3	MAKALOU Hamidou	11088.7	4017.4	4955.5	1219.8	736.3	159.7	120.0	54.0	29.6
4	SANOOGO Souleymane	10553.5	4171.8	3932.2	1402.6	781.0	264.9	137.0	57.0	33.8
5	TRAORE Issa	10154.9	4196.0	4322.9	896.7	641.8	97.5	83.0	47.0	31.3
6	KONE Sekou	7440.5	2294.6	3470.2	1036.5	533.5	105.7	89.0	46.0	31.8
8	DIARRA Ibrahim	11254.9	4263.4	4476.1	1531.8	775.5	208.2	132.0	54.0	31.9
10	TIA Ange Martial	8186.8	2423.3	3833.9	1313.2	581.3	34.4	109.0	42.0	30.7
11	KANATE Ibrahim	9043.3	3302.6	3793.7	908.8	670.1	367.2	95.0	53.0	32.9
15	COULIBALY Baye	10781.9	4048.6	4763.4	1425.4	390.3	155.3	118.0	35.0	32.3
19	BARRY Mahamoud	9023.4	3031.9	4063.2	1035.0	577.5	315.8	94.0	51.0	33.7
7	SISSOKO Modibo	2329.6	621.1	1098.4	278.2	212.9	118.8	25.0	17.0	32.1
9	LEINTU Salif Noah	2131.8	625.9	830.7	356.2	242.6	76.3	27.0	22.0	31.3
12	KONE Gaoussou	3632.2	1232.8	1305.4	656.7	338.9	98.4	54.0	23.0	31.3
14	THIERO Ousmane	4330.8	1552.2	1822.0	576.9	357.7	22.1	49.0	19.0	29.0
18	DIOP Moussa Massire	4041.1	1127.9	1616.4	993.3	277.2	25.9	74.0	19.0	29.8

