



U-17 WORLD CUP
INDONESIA 2023



USA 2 - 1 Burkina Faso

Group E - Match 22
15 November 2023
16:00 Kick Off

Jakarta International Stadium

POST MATCH SUMMARY REPORT

Match Summary - Teams

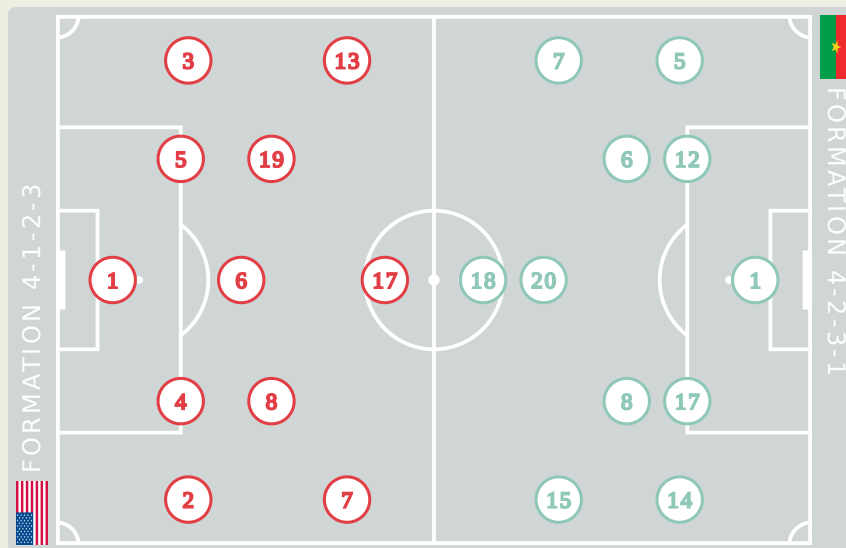


STARTING

1	GK	BEAUDRY Adam		
2	DF	VERHOEVEN Oscar		
3	DF	REID-BROWN Tahir	↓ 57'	
4	DF	HALL Tyler (C)		
5	DF	HAWKINS Stuart		
6	MF	CORCORAN Matthew	↓ 81'	
7	FW	BERCHIMAS Nimfasha	⚽ 45+6'	↓ 65'
8	MF	SOMA Pedro	↓ 57'	
13	FW	MILLER Peyton		
17	FW	FIGUEROA Keyrol	⚽ 45'	↓ 65'
19	MF	RUDISILL Paulo	🟡 96'	

SUBSTITUTES

12	GK	FERREE Duran		
21	GK	CAMPAGNOLO Zackory		
9	FW	BURTON Micah	↑ 65'	
10	MF	MEDINA Cruz		
11	FW	VAZQUEZ David	↑ 57'	
14	MF	HABROUNE Taha	↑ 81'	
15	DF	BANKS Noahkai		
16	MF	MORALES Santi	↑ 57'	
18	DF	HARANGI Aiden		
20	FW	JAMISON Bryce	↑ 65'	



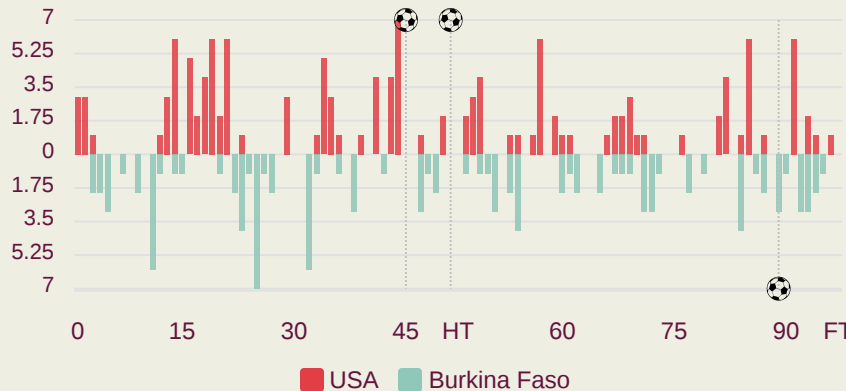
STARTING

		TRAORE Isidore	GK	1	
↓ 45'		TRAORE Junior	DF	5	
	↓ 45'	BAH Balde	MF	6	
↓ 64'	🟡 23'	CAMARA Ousmane	FW	7	
↓ 87'	🟡 55'	OUATTARA Arouna	MF	8	
		TRAORE Faycal	DF	12	
		TRAORE Lassina	DF	14	
↓ 61'		SORE Idrissa	MF	15	
		(C) YAMEOGO Landry	DF	17	
		ALIO Souleymane	FW	18	
		OUEDRAOGO Emmanuel	MF	20	

SUBSTITUTES

		TRAORE Abdoulaye	GK	16	
		COMPAORE Amine	GK	21	
		TRAORE Hamzah	DF	2	
↑ 45'		CAMARA Aboubacar	FW	3	
	↑ 45'	SOKONDOU Aly	DF	4	
⚽ 89'	↑ 64'	DIARRA Jack	FW	9	
	↑ 87'	CAMARA Cheick	MF	10	
↑ 61'		BOUGMA Appolinaire	FW	11	
		SAMBARE Abdoul	MF	13	
		POUABIZAN Bougasse	MF	19	

Distribution in the Final Third



Match Summary - Key Statistics



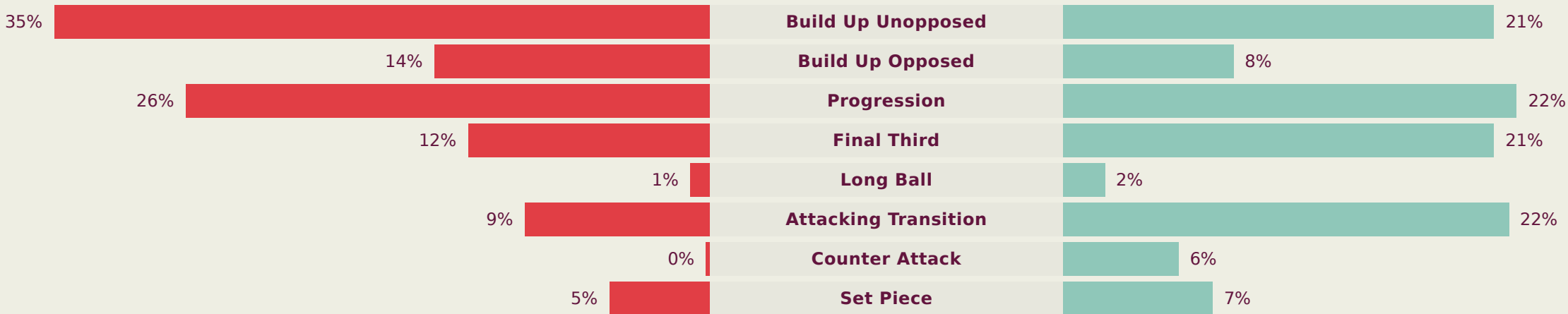
Possession

Total	52.5%	13.8%	33.8%	Total
2	Goals			1
7 (3)	Attempts at Goal (On Target)			26 (6)
561 (483)	Total Passes (Complete)			289 (219)
86 %	Pass Completion %			76 %
140	Completed Line Breaks			62
9	Defensive Line Breaks			6
93	Receptions in the Final Third			94
12	Crosses			19
21	Ball Progressions			25
186 (49)	Defensive Pressures Applied (Direct Pressures)			267 (38)
49	Forced Turnovers			53
66	Second Balls			91
113.8 km	Total Distance Covered			108.1 km
6.8 km	Zone 4 - Low Speed Sprinting: 20-25 km/h			5.8 km

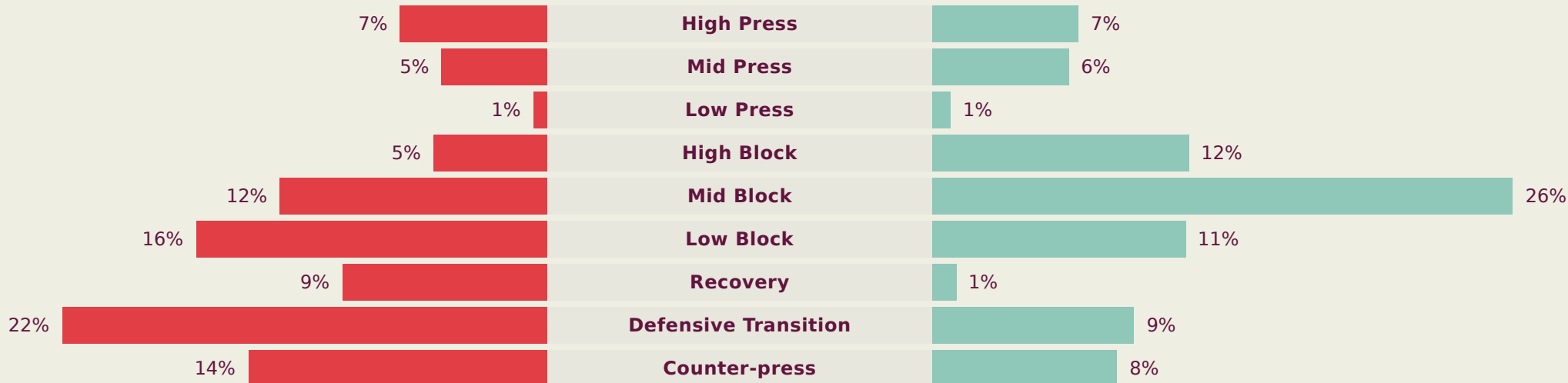


Phases of Play

IN POSSESSION



OUT OF POSSESSION



IN POSSESSION

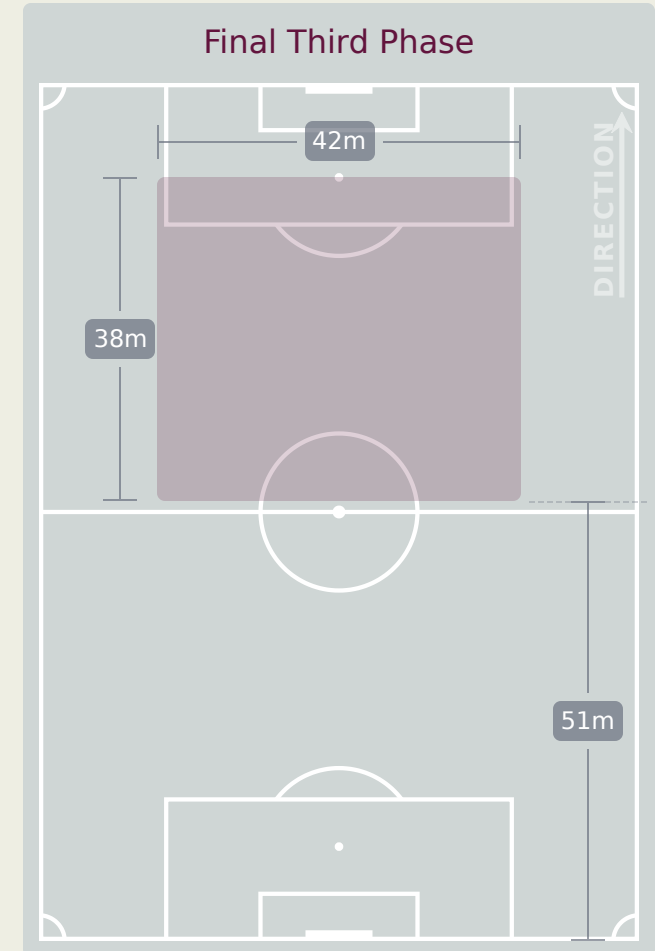
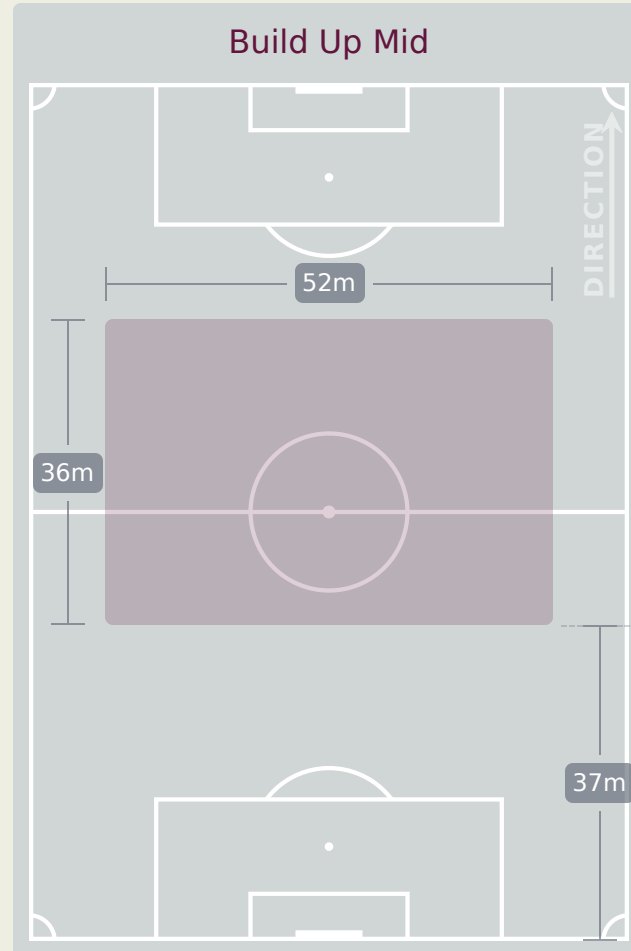
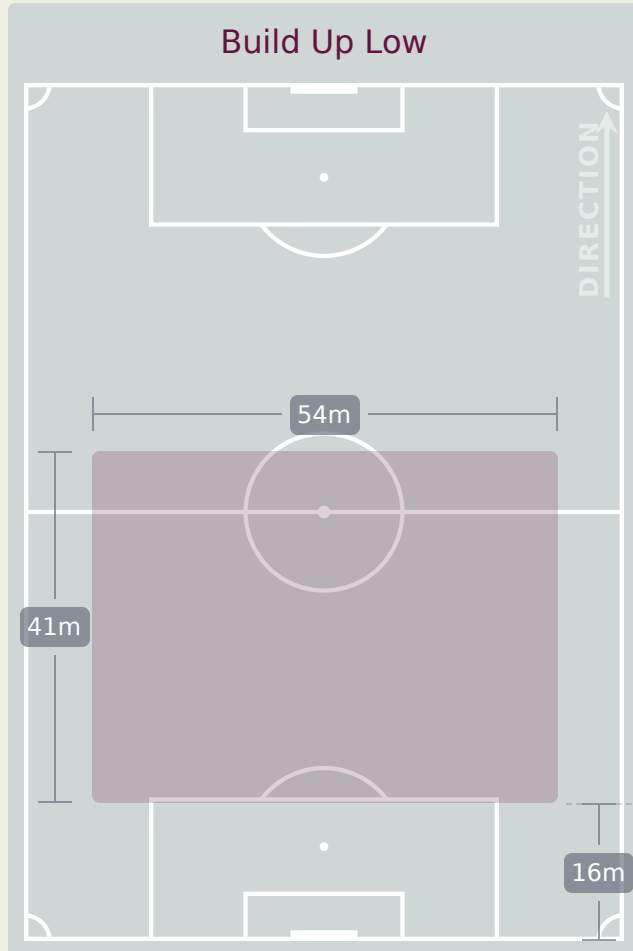


USA v Burkina Faso



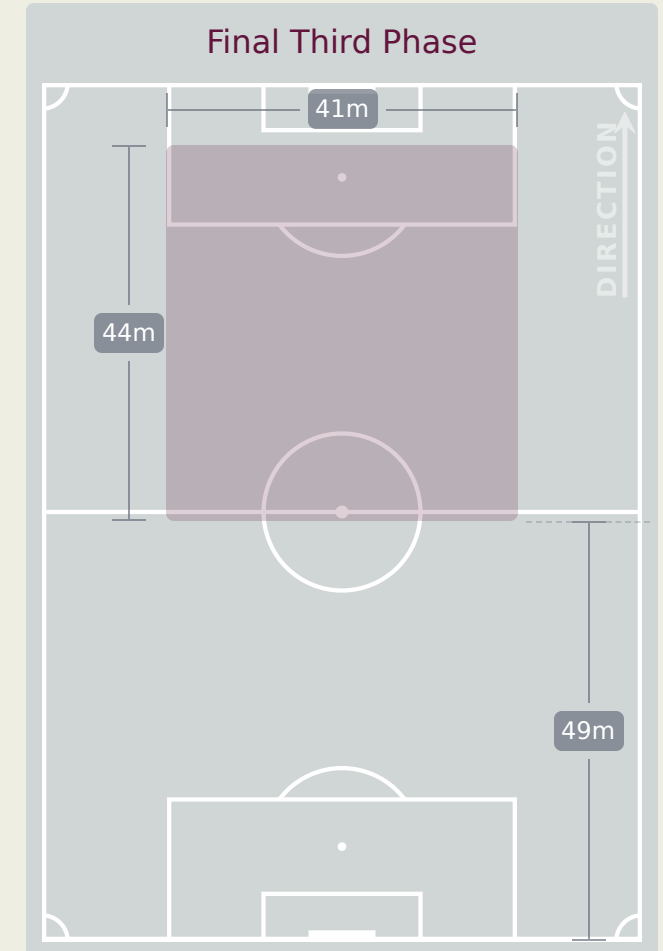
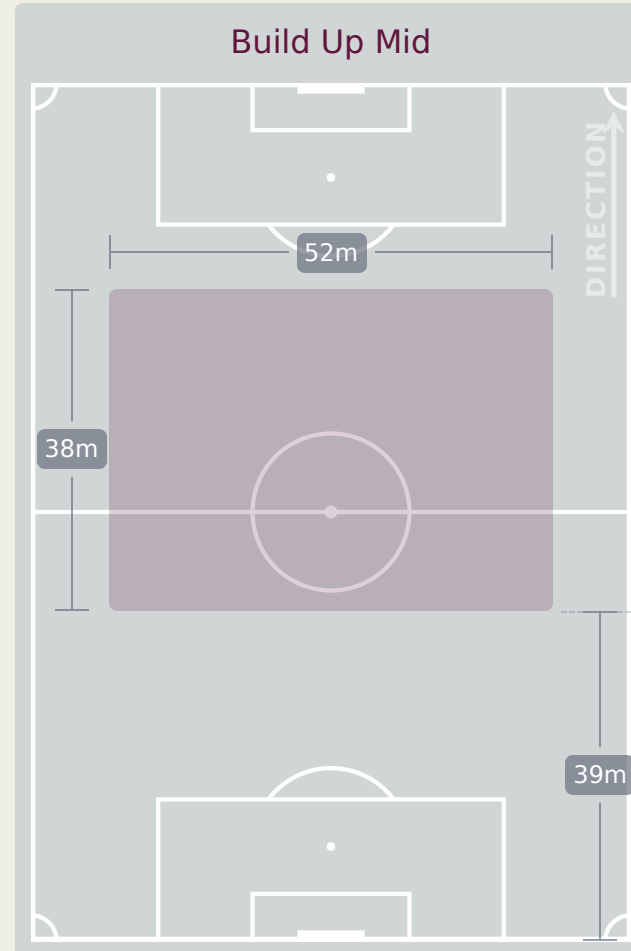
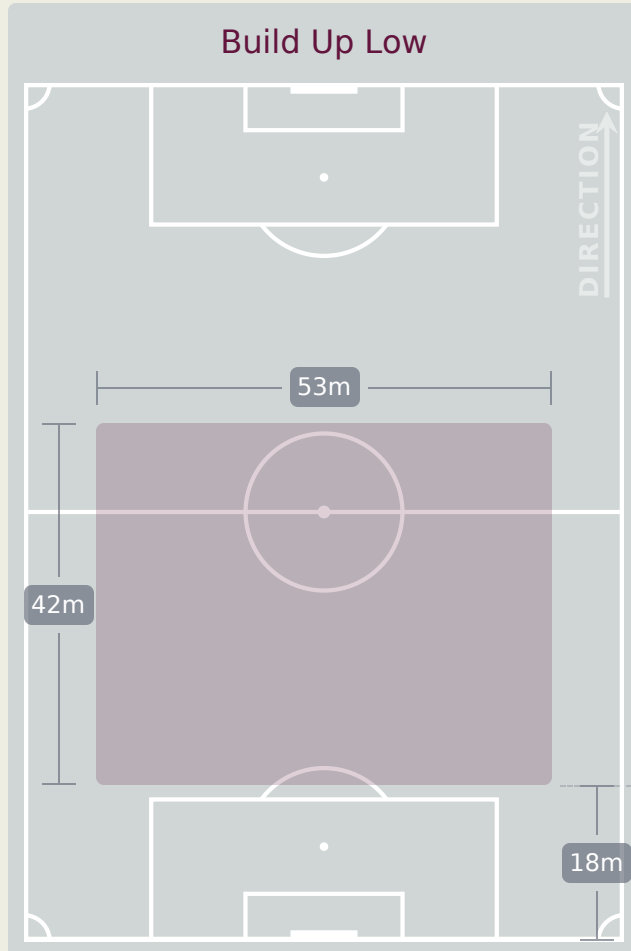


In Possession Line Height & Team Length



In Possession Line Height & Team Length

Burkina Faso



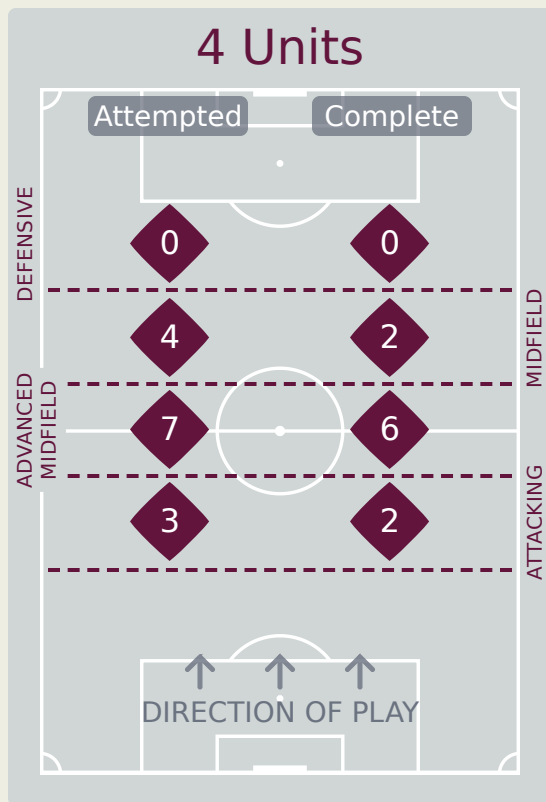
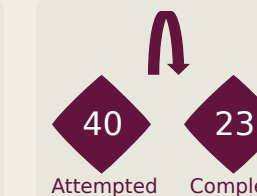
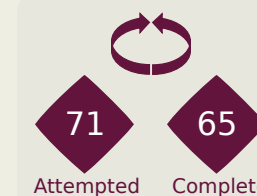
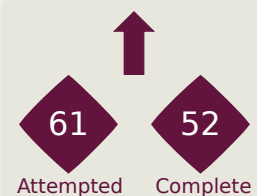
Line Breaks



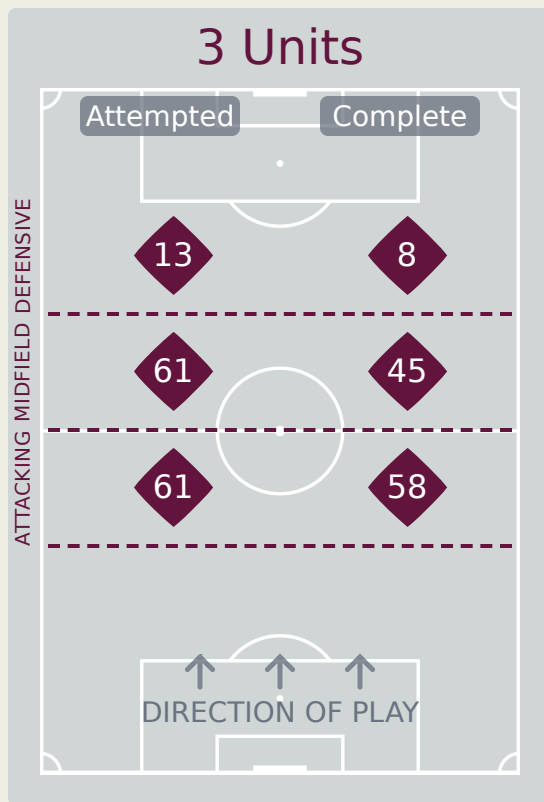
USA

Attempted Line Breaks

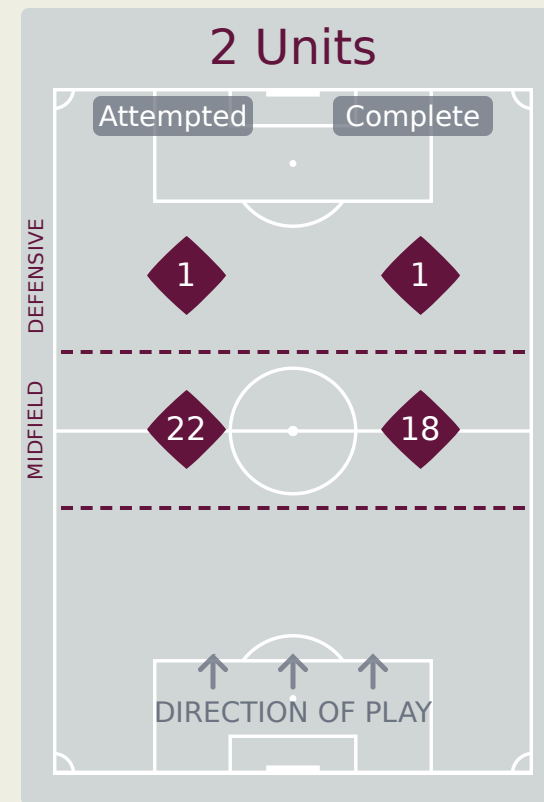
172



Attempted Line Breaks	14
Inside Shape	7
Outside Shape	7



Attempted Line Breaks	135
Inside Shape	85
Outside Shape	50



Attempted Line Breaks	23
Inside Shape	14
Outside Shape	9

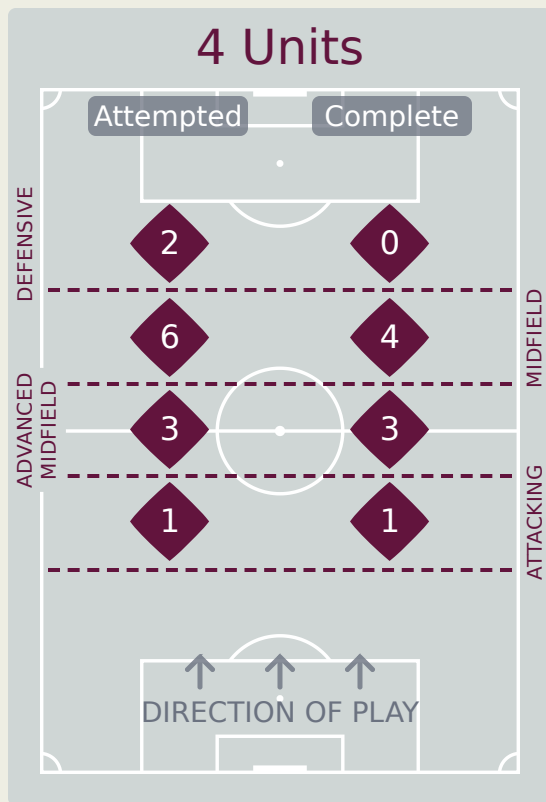
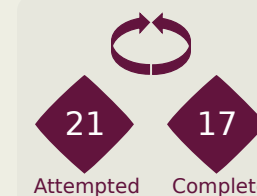
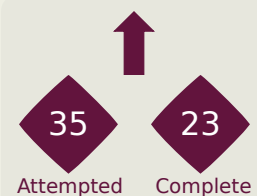
Line Breaks



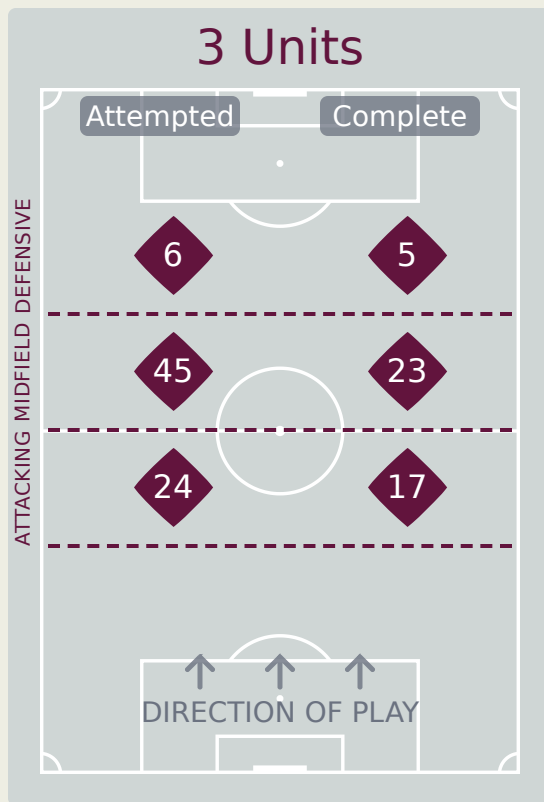
Burkina Faso

Attempted Line Breaks

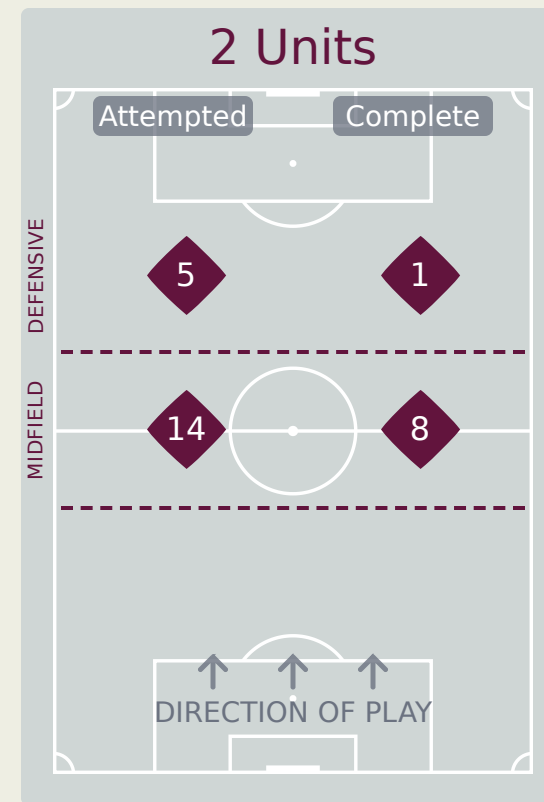
106



Attempted Line Breaks	12
Inside Shape	8
Outside Shape	4



Attempted Line Breaks	75
Inside Shape	46
Outside Shape	29




Attempted Line Breaks	19
Inside Shape	12
Outside Shape	7



Line Breaks

					4 Units				3 Units			2 Units		Direction			Distribution Type		
#	Player	Line Breaks Attempted	Line Breaks Completed	Line Break Completion %	Attacking Line	Attacking Midfield Line	Midfield Line	Defensive Line	Attacking Line	Midfield Line	Defensive Line	Midfield Line	Defensive Line	Through	Around	Over	Pass	Cross	Ball Progression
1	BEAUDRY Adam	9	6	66%	2	1	0	0	4	1	1	0	0	3	1	5	9	0	0
2	VERHOEVEN Oscar	34	26	76%	0	1	1	0	15	8	2	7	0	7	22	5	34	0	0
3	REID-BROWN Tahir	7	7	100%	0	1	0	0	2	1	1	1	1	1	4	2	6	1	0
4	HALL Tyler	15	10	66%	1	0	0	0	4	8	0	2	0	7	3	5	14	0	1
5	HAWKINS Stuart	31	28	90%	0	0	0	0	25	4	0	2	0	15	12	4	31	0	0
6	CORCORAN Matthew	17	16	94%	0	3	0	0	2	6	2	4	0	7	6	4	16	0	1
7	BERCHIMAS Nimfasha	5	2	40%	0	0	1	0	1	3	0	0	0	3	1	1	5	0	0
8	SOMA Pedro	17	15	88%	0	0	0	0	5	8	2	2	0	7	8	2	16	1	0
13	MILLER Peyton	10	8	80%	0	1	0	0	1	6	1	1	0	3	3	4	10	0	0
17	FIGUEROA Keyrol	2	1	50%	0	0	0	0	0	2	0	0	0	1	1	0	2	0	0
19	RUDISILL Paulo	12	11	91%	0	0	2	0	2	6	1	1	0	4	5	3	10	1	1
9	BURTON Micah	3	3	100%	0	0	0	0	0	1	1	1	0	1	1	1	3	0	0
11	VAZQUEZ David	2	2	100%	0	0	0	0	0	0	1	1	0	0	1	1	2	0	0
14	HABROUNE Taha	4	3	75%	0	0	0	0	0	4	0	0	0	0	2	2	4	0	0
16	MORALES Santi	3	2	66%	0	0	0	0	0	3	0	0	0	2	0	1	3	0	0
20	JAMISON Bryce	1	0	0%	0	0	0	0	0	0	1	0	0	0	1	0	0	0	1

15 November 2023 - Jakarta International Stadium - 16:00																			
Line Breaks					Burkina Faso 														
					4 Units				3 Units			2 Units		Direction			Distribution Type		
#	Player	Line Breaks Attempted	Line Breaks Completed	Line Break Completion %	Attacking Line	Attacking Midfield Line	Midfield Line	Defensive Line	Attacking Line	Midfield Line	Defensive Line	Midfield Line	Defensive Line	Through	Around	Over	Pass	Cross	Ball Progression
1	TRAORE Isidore	14	5	35%	0	0	2	0	3	8	0	1	0	0	0	14	14	0	0
5	TRAORE Junior	2	2	100%	0	0	0	0	1	0	0	1	0	1	1	0	2	0	0
6	BAH Balde	1	1	100%	0	0	0	0	0	0	0	1	0	0	0	1	1	0	0
7	CAMARA Ousmane	5	3	60%	0	0	0	0	0	2	1	1	1	3	2	0	3	1	1
8	OUATTARA Arouna	8	4	50%	0	0	0	0	1	6	1	0	0	3	0	5	8	0	0
12	TRAORE Faycal	17	10	58%	1	0	0	0	5	8	1	1	1	2	7	8	16	1	0
14	TRAORE Lassina	15	6	40%	0	1	1	1	6	3	0	2	1	4	1	10	12	2	1
15	SORE Idrissa	4	3	75%	0	0	0	0	1	1	1	0	1	1	2	1	4	0	0
17	YAMEOGO Landry	14	7	50%	0	2	2	0	3	3	0	4	0	5	1	8	13	0	1
18	ALIO Souleymane	5	4	80%	0	0	1	0	1	3	0	0	0	3	2	0	5	0	0
20	OUEDRAOGO Emmanuel	11	9	81%	0	0	0	1	1	6	1	2	0	6	4	1	10	0	1
3	CAMARA Aboubacar	4	3	75%	0	0	0	0	0	2	0	1	1	4	0	0	3	0	1
4	SOKONDOU Aly	5	4	80%	0	0	0	0	2	3	0	0	0	2	1	2	5	0	0
9	DIARRA Jack	0	0	0%	0	0	0	0	0	0	0	0	0	0	0	0	0	0	0
10	CAMARA Cheick	0	0	0%	0	0	0	0	0	0	0	0	0	0	0	0	0	0	0
11	BOUGMA Appolinaire	1	1	100%	0	0	0	0	0	0	1	0	0	1	0	0	1	0	0



Passing Networks

#	Passes From ↓ to →	BEAUDRY Adam	VERHOEVEN Oscar	REID-BROWN Tahir	HALL Tyler	HAWKINS Stuart	CORCORAN Matthew	BERCHIMAS Nimfasha	SOMA Pedro	MILLER Peyton	FIGUEROA Keyrol	RUDISILL Paulo	BURTON Micah	VAZQUEZ David	HABROUNE Taha	MORALES Santi	JAMISON Bryce
1	BEAUDRY Adam	0	3	2	7	17	4	0	3	1	0	0	1	1	0	0	0
2	VERHOEVEN Oscar	1	0	0	7	0	6	6	11	1	4	9	2	1	2	0	3
3	REID-BROWN Tahir	1	0	0	2	13	3	0	1	3	1	3	0	0	0	0	0
4	HALL Tyler	7	17	0	0	10	3	1	6	1	0	1	0	0	1	2	0
5	HAWKINS Stuart	7	0	7	18	0	7	0	2	5	5	11	2	2	1	3	0
6	CORCORAN Matthew	1	5	4	4	6	0	2	8	5	2	6	0	0	0	1	0
7	BERCHIMAS Nimfasha	0	3	0	0	0	0	0	1	2	0	2	0	0	0	0	0
8	SOMA Pedro	0	9	2	3	1	6	9	0	0	4	3	0	0	0	0	0
13	MILLER Peyton	2	0	8	2	7	2	1	0	0	1	1	0	5	1	5	0
17	FIGUEROA Keyrol	0	3	0	1	0	5	1	1	0	0	1	0	0	0	0	0
19	RUDISILL Paulo	0	6	6	3	2	11	2	3	3	0	0	1	0	3	0	0
9	BURTON Micah	0	3	0	0	2	1	0	0	0	0	0	0	1	4	1	2
11	VAZQUEZ David	0	0	0	0	0	0	0	0	4	1	0	1	0	0	2	0
14	HABROUNE Taha	0	2	0	2	5	0	0	0	2	0	2	2	1	0	1	1
16	MORALES Santi	0	0	0	0	0	0	0	0	3	0	3	1	2	2	0	1
20	JAMISON Bryce	0	1	0	1	0	0	0	0	0	0	0	0	0	1	0	0

Top 5 Player to Player Passers		
Player	Passed To	% of Total Team Passes
HAWKINS Stuart	HALL Tyler	3.8%
BEAUDRY Adam	HAWKINS Stuart	3.6%
HALL Tyler	VERHOEVEN Oscar	3.6%
REID-BROWN Tahir	HAWKINS Stuart	2.8%
VERHOEVEN Oscar	SOMA Pedro	2.3%

Passing Networks

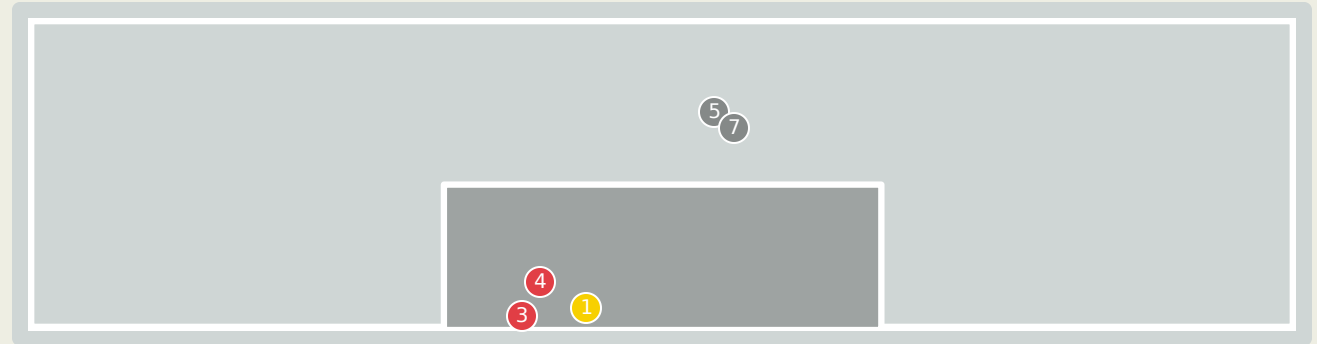
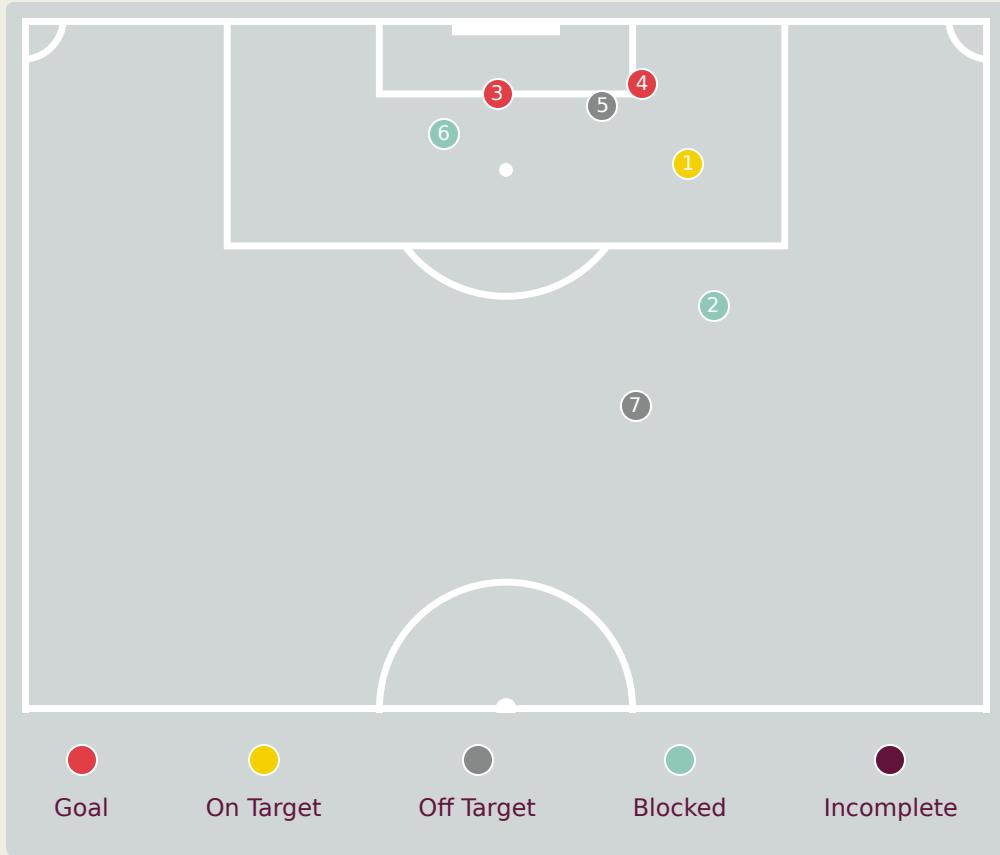


#	Passes From ↓ to →	TRAORE Isidore	TRAORE Junior	BAH Balde	CAMARA Ousmane	OUATTARA Arouna	TRAORE Faycal	TRAORE Lassina	SORE Idrissa	YAMEOGO Landry	ALIO Souleymane	OUEDRAOGO Emmanuel	CAMARA Aboubacar	SOKONDOU Aly	DIARRA Jack	CAMARA Cheick	BOUGMA Appolinaire
1	TRAORE Isidore	0	0	1	0	3	2	0	7	0	0	0	1	0	0	0	
5	TRAORE Junior	1	0	2	2	0	0	0	1	0	0	0	0	0	0	0	
6	BAH Balde	0	1	0	1	1	2	1	2	0	1	0	0	0	0	0	
7	CAMARA Ousmane	0	4	0	0	1	2	0	1	2	4	0	0	0	0	0	
8	OUATTARA Arouna	2	0	3	3	0	1	1	1	3	0	1	0	1	0	0	
12	TRAORE Faycal	5	1	0	4	4	0	0	2	1	2	1	2	0	0	2	
14	TRAORE Lassina	0	0	1	0	4	0	4	5	1	2	5	0	0	0	1	
15	SORE Idrissa	0	0	0	2	0	0	3	0	1	1	0	0	0	0	0	
17	YAMEOGO Landry	3	1	0	3	3	5	5	2	0	1	0	1	2	0	0	
18	ALIO Souleymane	0	1	0	6	1	0	1	0	0	3	3	0	0	0	1	
20	OUEDRAOGO Emmanuel	0	0	0	0	0	1	2	0	0	3	1	2	2	0	0	
3	CAMARA Aboubacar	0	0	0	0	0	0	3	0	0	7	1	0	0	0	0	
4	SOKONDOU Aly	2	0	0	1	0	3	0	0	2	0	1	1	0	1	1	
9	DIARRA Jack	0	0	0	0	0	0	2	0	0	0	0	0	0	0	0	
10	CAMARA Cheick	0	0	0	0	0	0	0	0	0	1	1	0	0	0	0	
11	BOUGMA Appolinaire	0	0	0	0	0	0	0	0	0	0	0	2	0	2	0	

Top 5 Player to Player Passers		
Player	Passed To	% of Total Team Passes
TRAORE Isidore	YAMEOGO Landry	3.5%
CAMARA Aboubacar	ALIO Souleymane	3.5%
ALIO Souleymane	CAMARA Ousmane	3%
TRAORE Faycal	TRAORE Isidore	2.5%
TRAORE Lassina	YAMEOGO Landry	2.5%



Attempts at Goal



Key	Outcome	Shots
●	Goals	2
●	On Target	1
●	Off Target	2
●	Blocked	2
●	Incomplete	0

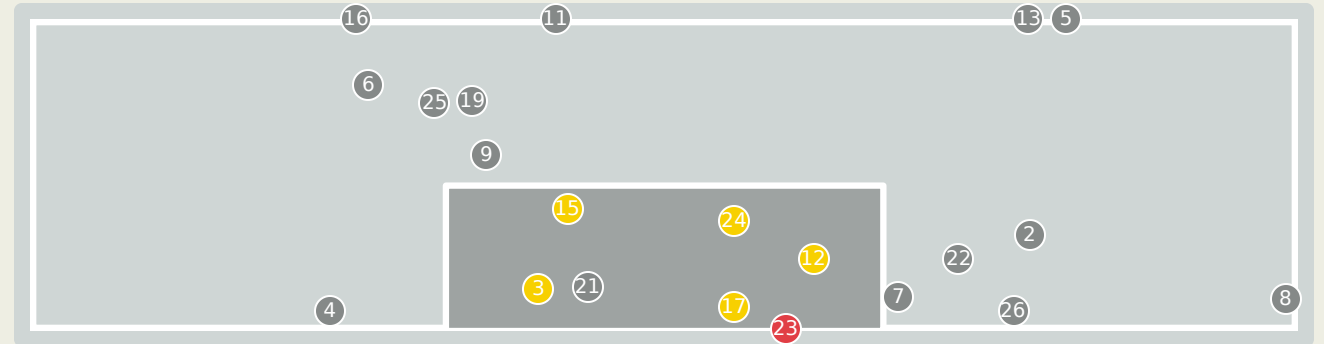
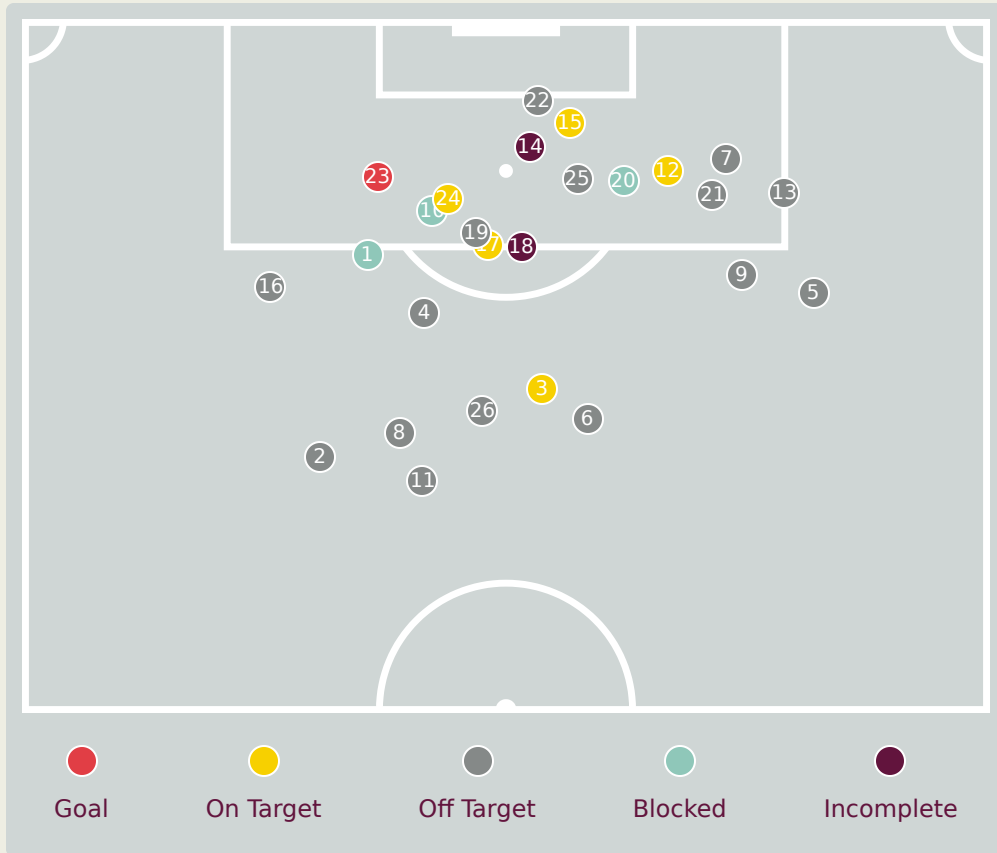


Attempts at Goal

Time	Player	Outcome	Body Part	Delivery Type
14	13 MILLER Peyton	On Target - Saved	Left Foot	Pass
35	6 CORCORAN Matthew	Incomplete - Blocked	Right Foot	Pass
44	17 FIGUEROA Keyrol	On Target - Goal	Right Foot	Cross
50	7 BERCHIMAS Nimfasha	On Target - Goal	Right Foot	Cross
70	20 JAMISON Bryce	Off Target	Head	Corner
91	9 BURTON Micah	Incomplete - Blocked	Right Foot	Pass
92	9 BURTON Micah	Off Target	Right Foot	Freekick

Attempts at Goal

Burkina Faso



Key	Outcome	Shots
●	Goals	1
●	On Target	5
●	Off Target	15
●	Blocked	3
●	Incomplete	2

Burkina Faso



Attempts at Goal

Time	Player	Outcome	Body Part	Delivery Type
4	20 OUEDRAOGO Emmanuel	Incomplete - Blocked	Left Foot	Ball Progression
4	8 OUATTARA Arouna	Off Target	Left Foot	Loose Ball
9	8 OUATTARA Arouna	On Target - Saved	Right Foot	Loose Ball
11	20 OUEDRAOGO Emmanuel	Off Target	Left Foot	Pass
23	7 CAMARA Ousmane	Deflected Off Target - Defensive Event	Left Foot	Loose Ball
27	8 OUATTARA Arouna	Off Target	Left Foot	Pass
38	7 CAMARA Ousmane	Off Target	Left Foot	Ball Progression
45	8 OUATTARA Arouna	Off Target	Left Foot	Loose Ball
49	7 CAMARA Ousmane	Off Target	Left Foot	Freekick
50	18 ALIO Souleymane	Incomplete - Blocked	Right Foot	Loose Ball
51	8 OUATTARA Arouna	Off Target	Right Foot	Loose Ball
53	18 ALIO Souleymane	On Target - Saved	Right Foot	Pass
60	7 CAMARA Ousmane	Off Target	Left Foot	Pass
62	11 BOUGMA Appolinaire	Incomplete - Player On Ball Error	Lower Body	Cross
62	7 CAMARA Ousmane	On Target - Saved	Head	Corner
65	9 DIARRA Jack	Off Target	Right Foot	Pass
69	20 OUEDRAOGO Emmanuel	On Target - Saved	Left Foot	Pass

Burkina Faso

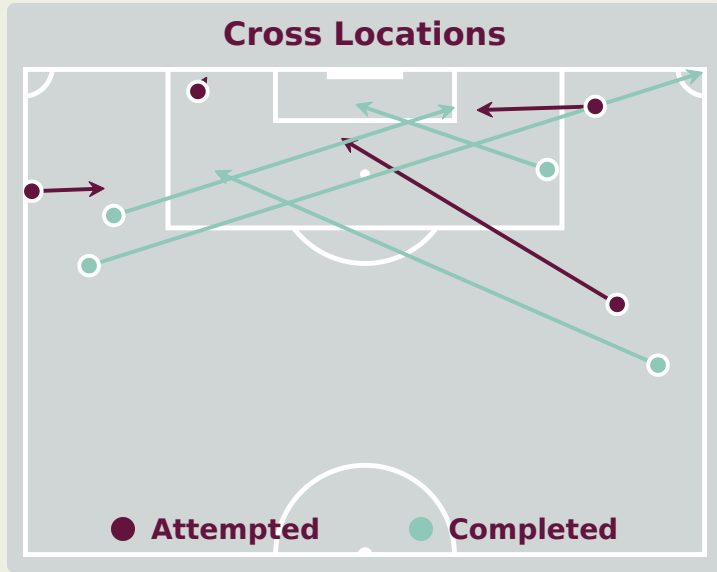


Attempts at Goal

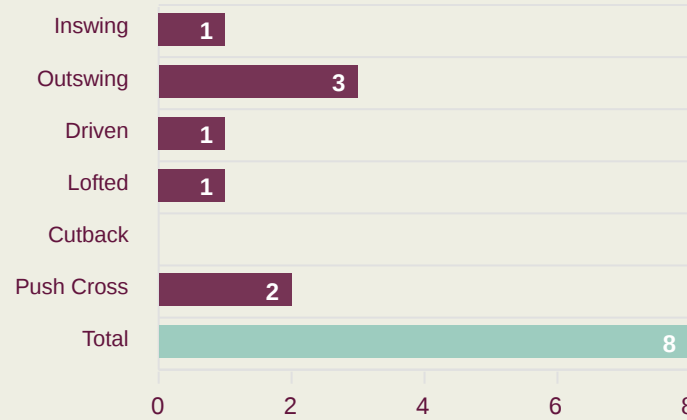
Time	Player	Outcome	Body Part	Delivery Type
72	3 CAMARA Aboubacar	Incomplete	Right Foot	Pass
72	3 CAMARA Aboubacar	Deflected Off Target - Defensive Event	Left Foot	Loose Ball
73	4 SOKONDOU Aly	Incomplete - Blocked	Right Foot	Loose Ball
77	11 BOUGMA Appolinaire	Deflected Off Target - Defensive Event	Left Foot	Pass
77	20 OUEDRAOGO Emmanuel	Off Target	Head	Corner
88	9 DIARRA Jack	On Target - Goal	Right Foot	Loose Ball
89	18 ALIO Souleymane	On Target - Saved	Right Foot	Pass
89	11 BOUGMA Appolinaire	Off Target	Left Foot	Other
96	14 TRAORE Lassina	Off Target	Left Foot	Loose Ball



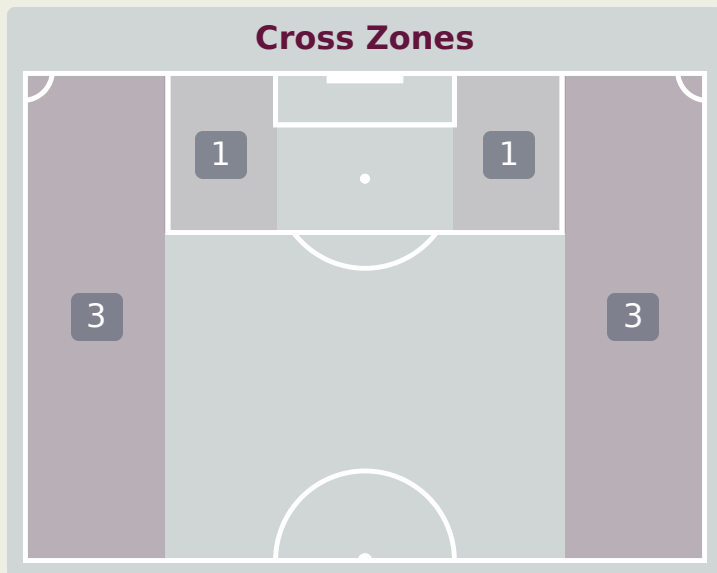
Crosses (Open Play)



Delivery Type



#	Player	Inswing	Outswing	Driven	Lofted	Cutback	Push Cross	Total Attempted
1	BEAUDRY Adam	0	0	0	0	0	0	0
2	VERHOEVEN Oscar	0	0	0	0	0	0	0
3	REID-BROWN Tahir	0	1	0	0	0	0	1
4	HALL Tyler	0	0	0	0	0	0	0
5	HAWKINS Stuart	0	0	0	0	0	0	0
6	CORCORAN Matthew	0	0	0	0	0	0	0
7	BERCHIMAS Nimfasha	0	1	0	0	0	0	1
8	SOMA Pedro	1	1	0	0	0	0	2
13	MILLER Peyton	0	0	0	1	0	1	2
17	FIGUEROA Keyrol	0	0	0	0	0	0	0
19	RUDISILL Paulo	0	0	1	0	0	1	2
9	BURTON Micah	0	0	0	0	0	0	0
11	VAZQUEZ David	0	0	0	0	0	0	0
14	HABROUNE Taha	0	0	0	0	0	0	0
16	MORALES Santi	0	0	0	0	0	0	0
20	JAMISON Bryce	0	0	0	0	0	0	0



Attempted

8

Completed

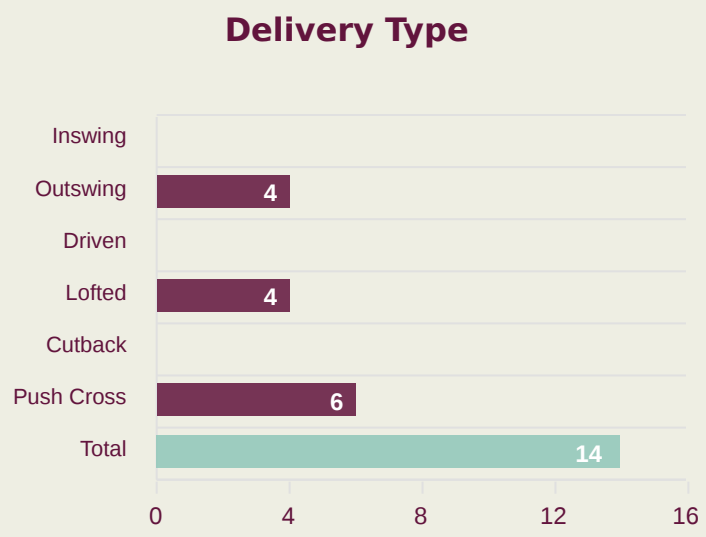
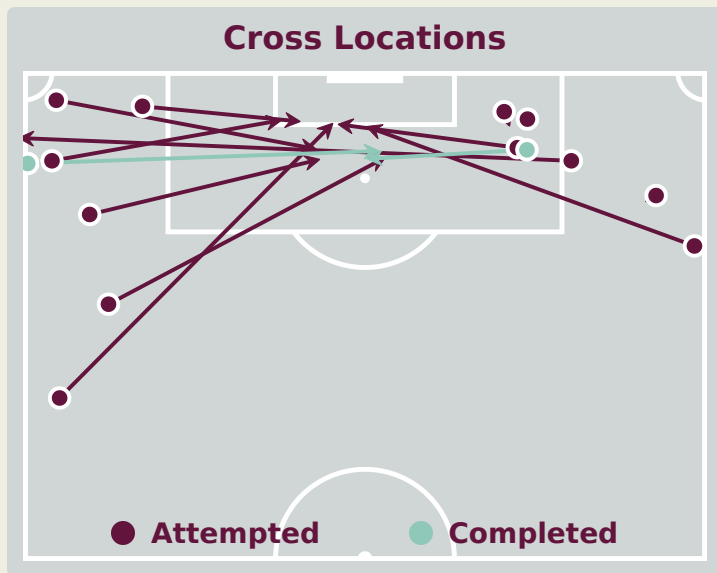
4

Most Crosses Attempted

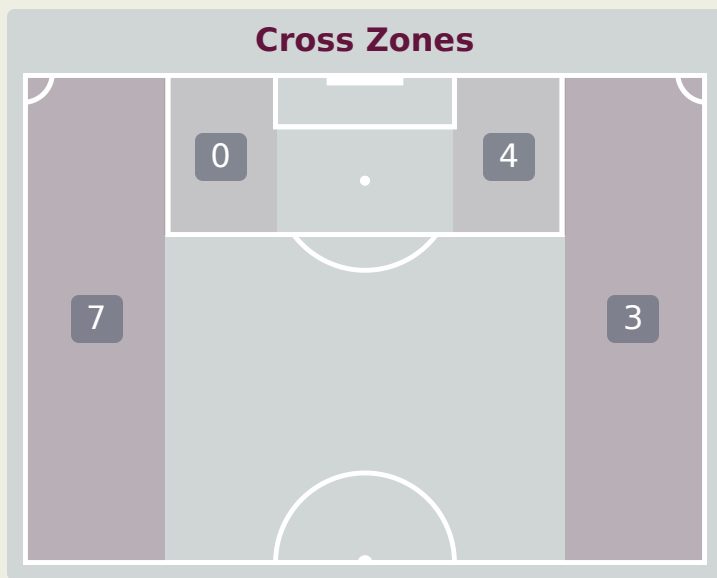
2

SOMA Pedro
RIGHT CENTRE MIDFIELD

Crosses (Open Play)



#	Player	Inswing	Outswing	Driven	Lofted	Cutback	Push Cross	Total Attempted
1	TRAORE Isidore	0	0	0	0	0	0	0
5	TRAORE Junior	0	1	0	0	0	0	1
6	BAH Balde	0	0	0	0	0	0	0
7	CAMARA Ousmane	0	0	0	0	0	4	4
8	OUATTARA Arouna	0	0	0	0	0	0	0
12	TRAORE Faycal	0	0	0	1	0	0	1
14	TRAORE Lassina	0	1	0	3	0	1	5
15	SORE Idrissa	0	1	0	0	0	0	1
17	YAMEOGO Landry	0	0	0	0	0	0	0
18	ALIO Souleymane	0	0	0	0	0	1	1
20	OUEDRAOGO Emmanuel	0	0	0	0	0	0	0
3	CAMARA Aboubacar	0	0	0	0	0	0	0
4	SOKONDOU Aly	0	0	0	0	0	0	0
9	DIARRA Jack	0	0	0	0	0	0	0
10	CAMARA Cheick	0	0	0	0	0	0	0
11	BOUGMA Appolinaire	0	1	0	0	0	0	1



Attempted

14

Completed

2

Most Crosses Attempted

5

TRAORE Lassina
LEFT BACK



Offering to Receive

386
Total Offers Made

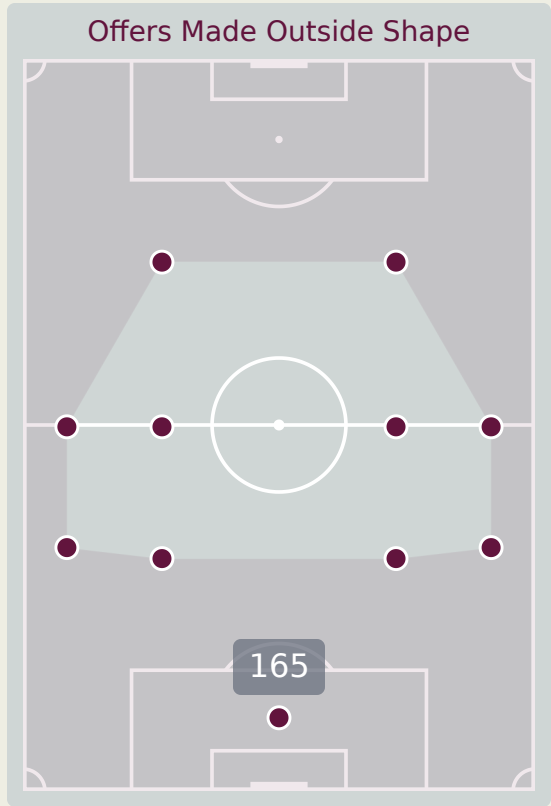
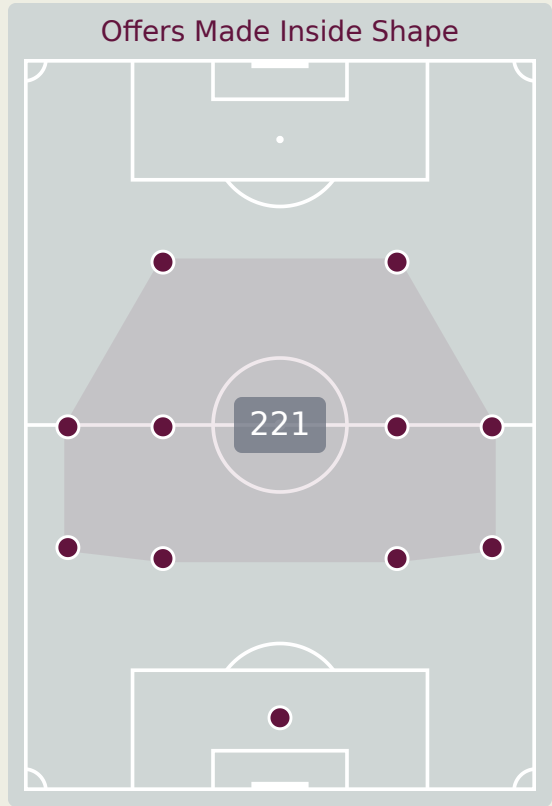
149
Total Offers Received

Most Offers
55
SOMA Pedro
RIGHT CENTRE MIDFIELD

126
Offers Made in Final Third

203
Offers Made in Middle Third

57
Offers Made in Defensive Third



#	Player	Offers Made	Offers Received	% Made & Received
1	BEAUDRY Adam	8	1	12.5%
2	VERHOEVEN Oscar	20	8	40%
3	REID-BROWN Tahir	3	3	100%
4	HALL Tyler	16	5	31.2%
5	HAWKINS Stuart	3	2	66.7%
6	CORCORAN Matthew	43	21	48.8%
7	BERCHIMAS Nimfasha	28	14	50%
8	SOMA Pedro	55	24	43.6%
13	MILLER Peyton	39	10	25.6%
17	FIGUEROA Keyrol	41	11	26.8%
19	RUDISILL Paulo	42	20	47.6%
9	BURTON Micah	20	7	35%
11	VAZQUEZ David	11	3	27.3%
14	HABROUNE Taha	5	3	60%
16	MORALES Santi	43	13	30.2%
20	JAMISON Bryce	9	4	44.4%

Offering to Receive

Burkina Faso



155

Total Offers Made

55

Total Offers Received

Most Offers

31

ALIO Souleymane
CENTRE FORWARD

80

Offers Made in Final Third

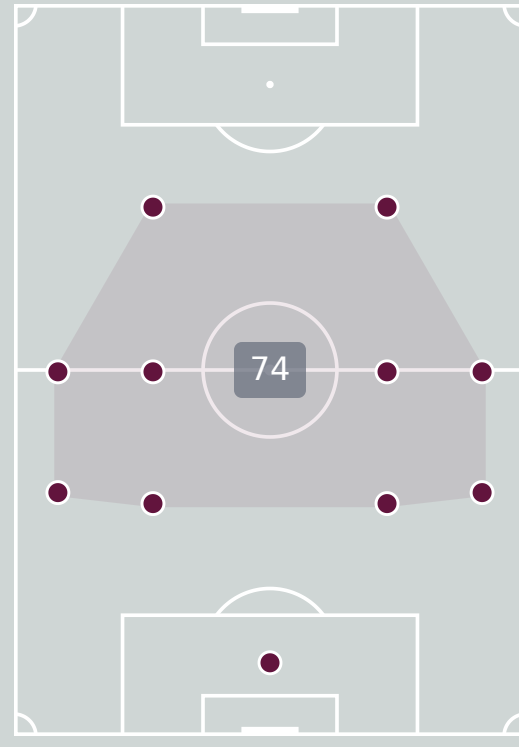
51

Offers Made in Middle Third

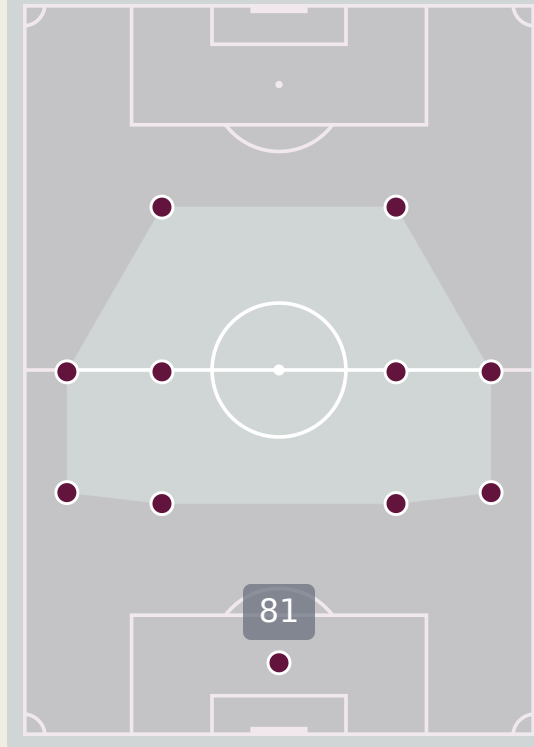
24

Offers Made in Defensive Third

Offers Made Inside Shape



Offers Made Outside Shape



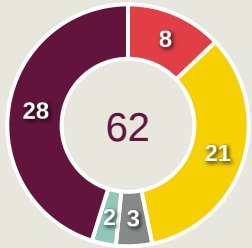
#	Player	Offers Made	Offers Received	% Made & Received
1	TRAORE Isidore	5	3	60%
5	TRAORE Junior	21	6	28.6%
6	BAH Balde	7	1	14.3%
7	CAMARA Ousmane	1	1	100%
8	OUATTARA Arouna	1	1	100%
12	TRAORE Faycal	9	4	44.4%
14	TRAORE Lassina	23	11	47.8%
15	SORE Idrissa	4	2	50%
17	YAMEOGO Landry	1	1	100%
18	ALIO Souleymane	31	7	22.6%
20	OUEDRAOGO Emmanuel	6	2	33.3%
3	CAMARA Aboubacar	27	9	33.3%
4	SOKONDOU Aly	11	4	36.4%
9	DIARRA Jack	1	0	0%
10	CAMARA Cheick	2	0	0%
11	BOUGMA Appolinaire	5	3	60%



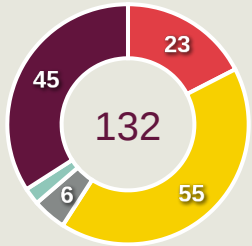
Movement to Receive

Movement Types by Phase

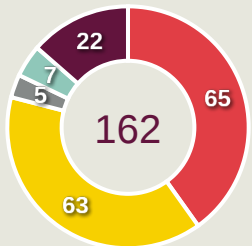
Final Third Phase



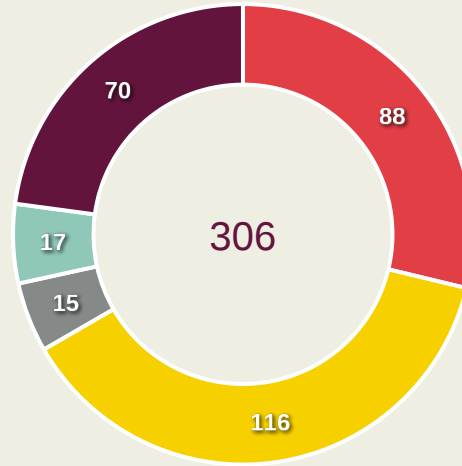
Progression Phase



Build Up Phase



All Movement Types

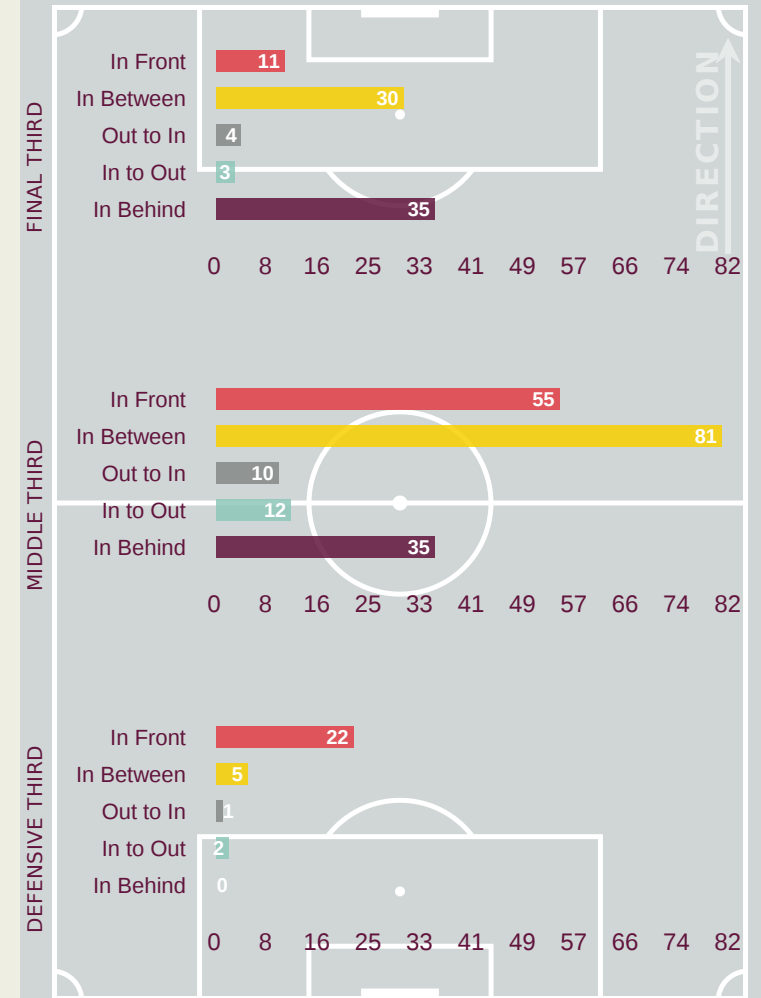


- In Front
- In Between
- Out to In
- In to Out
- In Behind

Top Ranked Players

Type	Player	Movements
In Front	6 CORCORAN Matthew	31
In Between	16 MORALES Santi	26
Out to In	19 RUDISILL Paulo	6
In to Out	19 RUDISILL Paulo	3
In Behind	17 FIGUEROA Keyrol	15

Movement Types Pitch Third



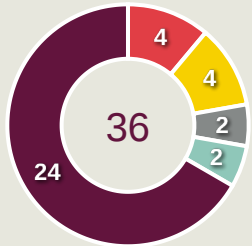
Burkina Faso



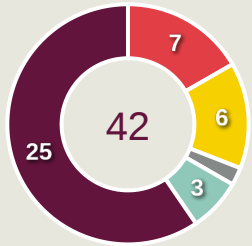
Movement to Receive

Movement Types by Phase

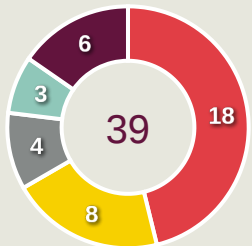
Final Third Phase



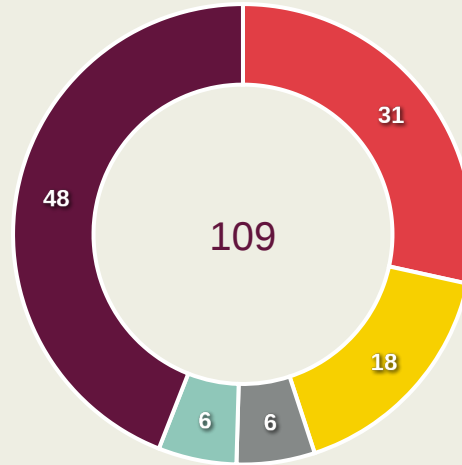
Progression Phase



Build Up Phase



All Movement Types

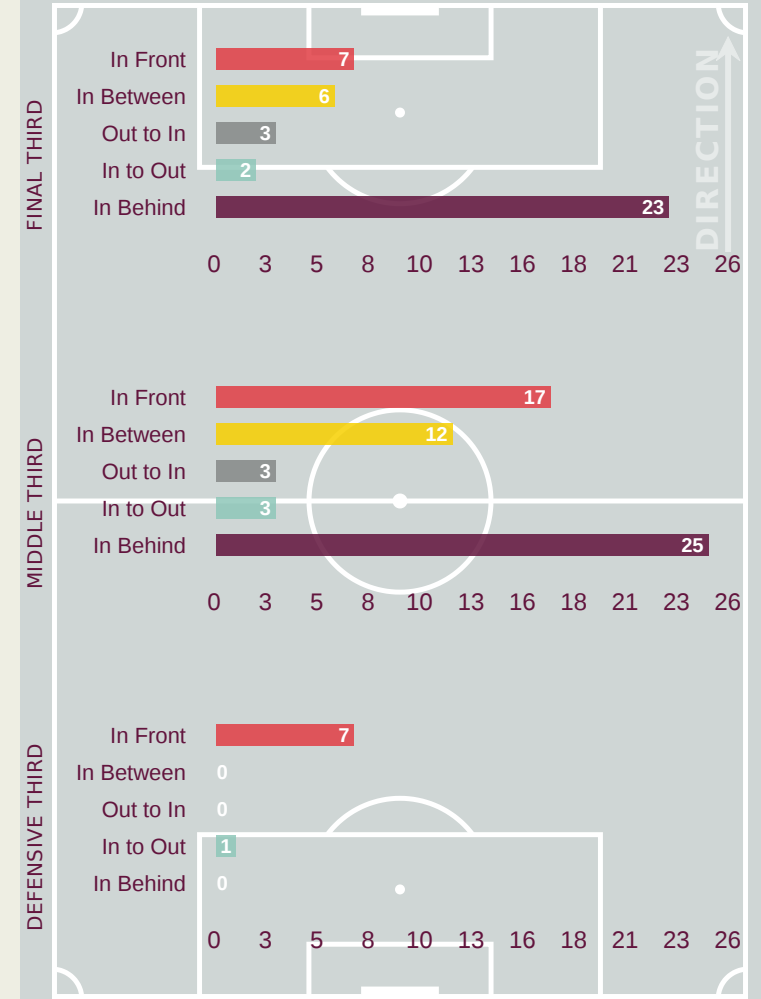


- In Front
- In Between
- Out to In
- In to Out
- In Behind

Top Ranked Players

Type	Player	Movements
In Front	5 TRAORE Junior	8
In Between	3 CAMARA Aboubacar	11
Out to In	3 CAMARA Aboubacar	2
In to Out	5 TRAORE Junior	1
In Behind	18 ALIO Souleymane	27

Movement Types Pitch Third



OUT OF POSSESSION



U-17 WORLD CUP
INDONESIA 2023



USA v Burkina Faso





Defensive Actions

49

Forced Turnovers

39

Possession Regained

9

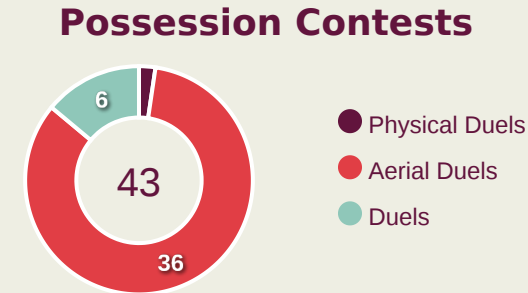
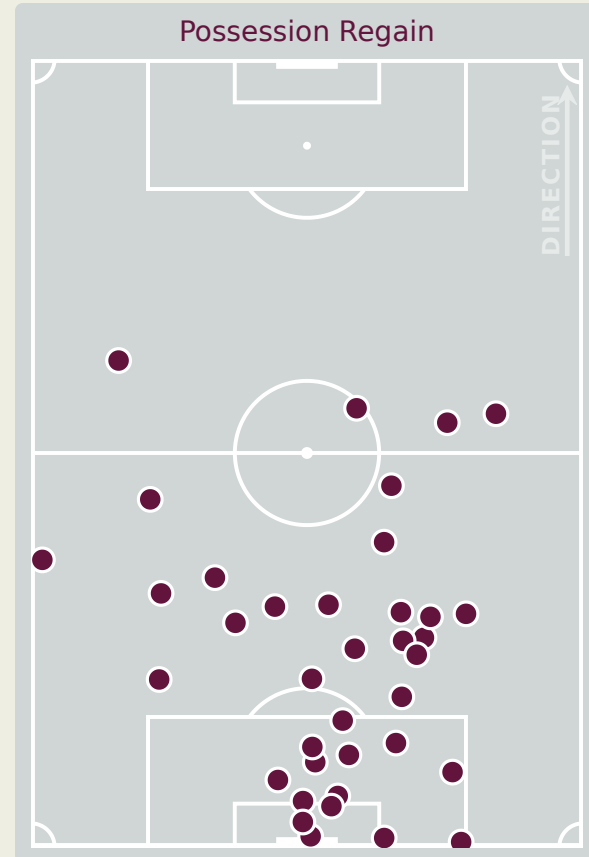
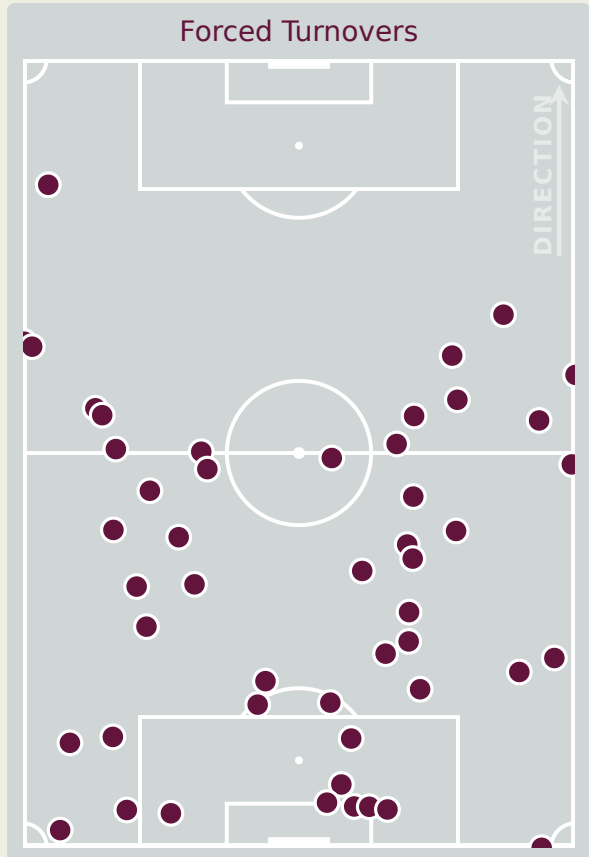
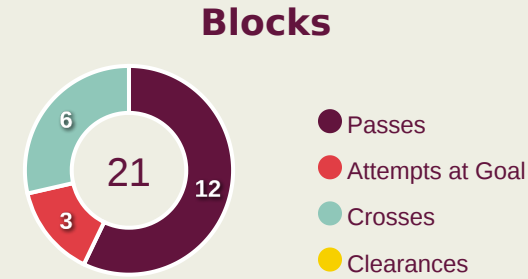
Interceptions

40

Tackles

4.2

Possession Actions / Defensive Action



Most Possession Regains

12

BEAUDRY Adam
GOALKEEPER

#	Player	Total Possession Regains
1	BEAUDRY Adam	12
2	VERHOEVEN Oscar	4
3	REID-BROWN Tahir	2
4	HALL Tyler	5
5	HAWKINS Stuart	8
6	CORCORAN Matthew	0
7	BERCHIMAS Nimfasha	1
8	SOMA Pedro	0
13	MILLER Peyton	0
17	FIGUEROA Keyrol	1
19	RUDISILL Paulo	2
9	BURTON Micah	1
11	VAZQUEZ David	1
14	HABROUNE Taha	0
16	MORALES Santi	1
20	JAMISON Bryce	1

Defensive Actions

53

Forced Turnovers

29

Possession Regained

13

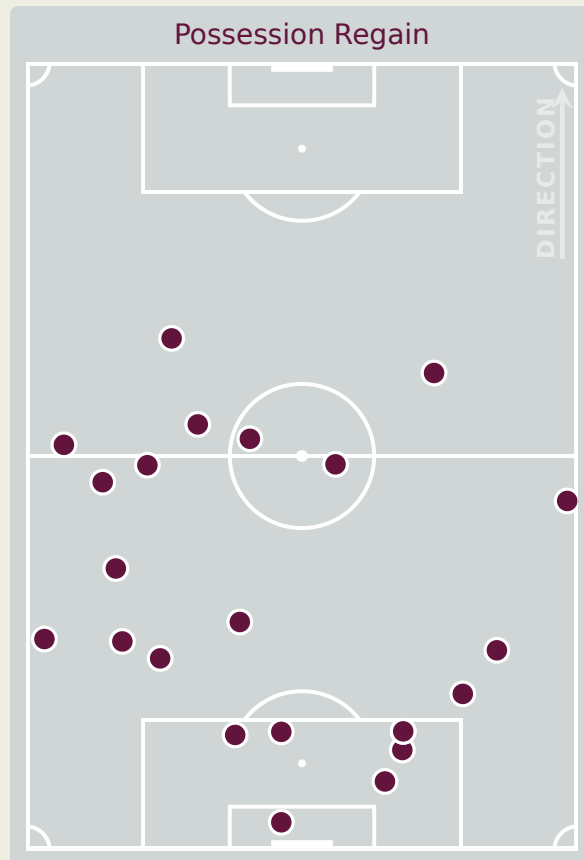
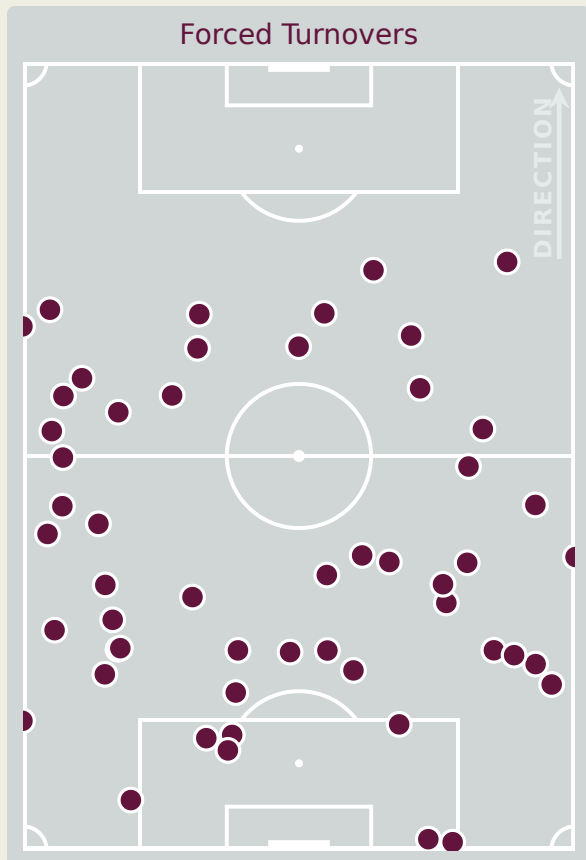
Interceptions

25

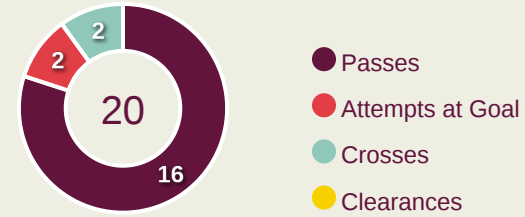
Tackles

3.49

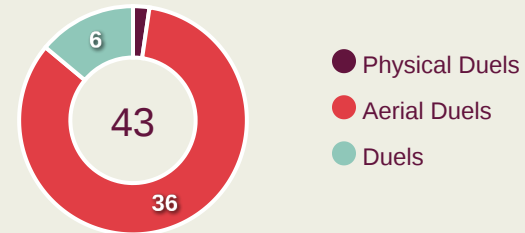
Possession Actions / Defensive Action



Blocks



Possession Contests



Most Possession Regains

8

TRAORE Lassina
LEFT BACK

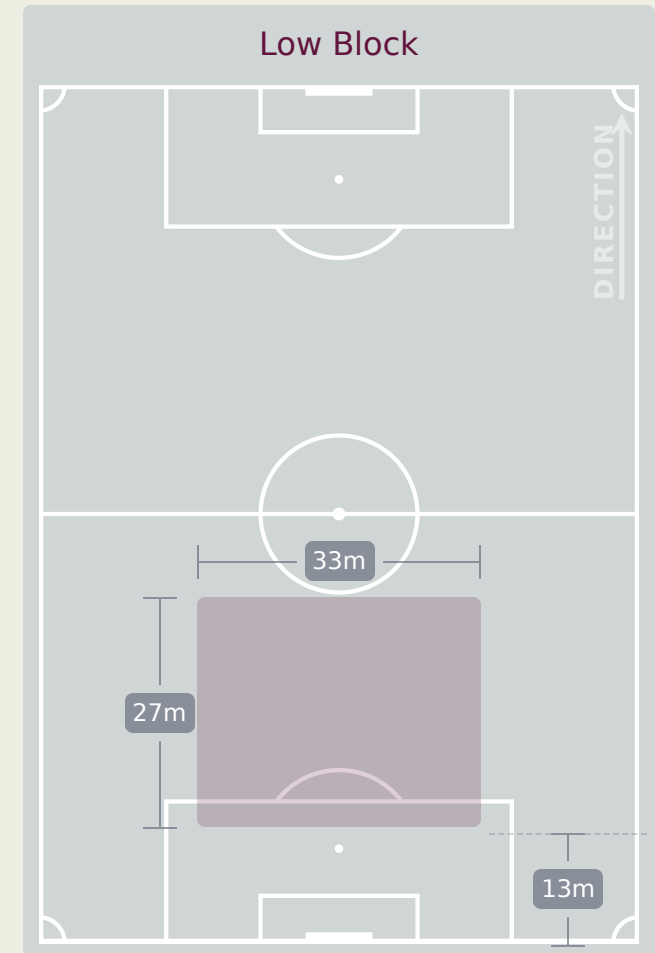
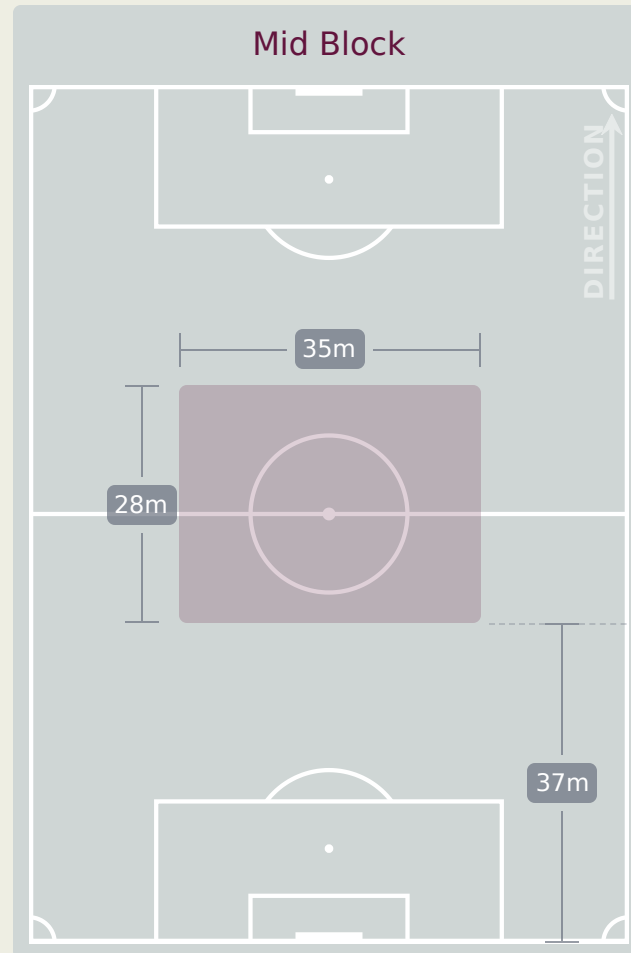
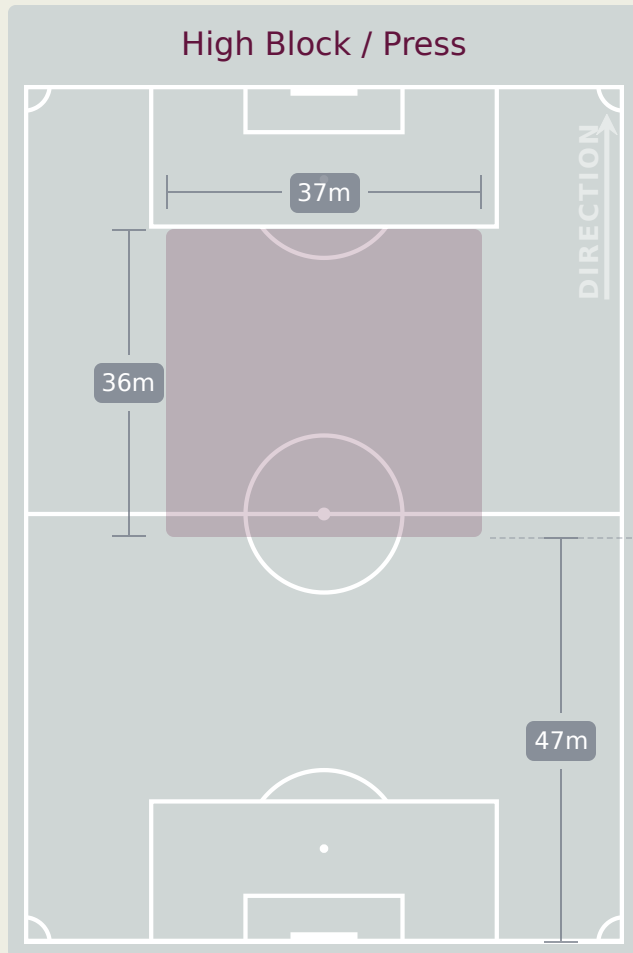
Burkina Faso



#	Player	Total Possession Regains
1	TRAORE Isidore	3
5	TRAORE Junior	3
6	BAH Balde	2
7	CAMARA Ousmane	0
8	OUATTARA Arouna	2
12	TRAORE Faycal	4
14	TRAORE Lassina	8
15	SORE Idrissa	1
17	YAMEOGO Landry	2
18	ALIO Souleymane	0
20	OUEDRAOGO Emmanuel	2
3	CAMARA Aboubacar	2
4	SOKONDOU Aly	0
9	DIARRA Jack	0
10	CAMARA Cheick	0
11	BOUGMA Appolinaire	0

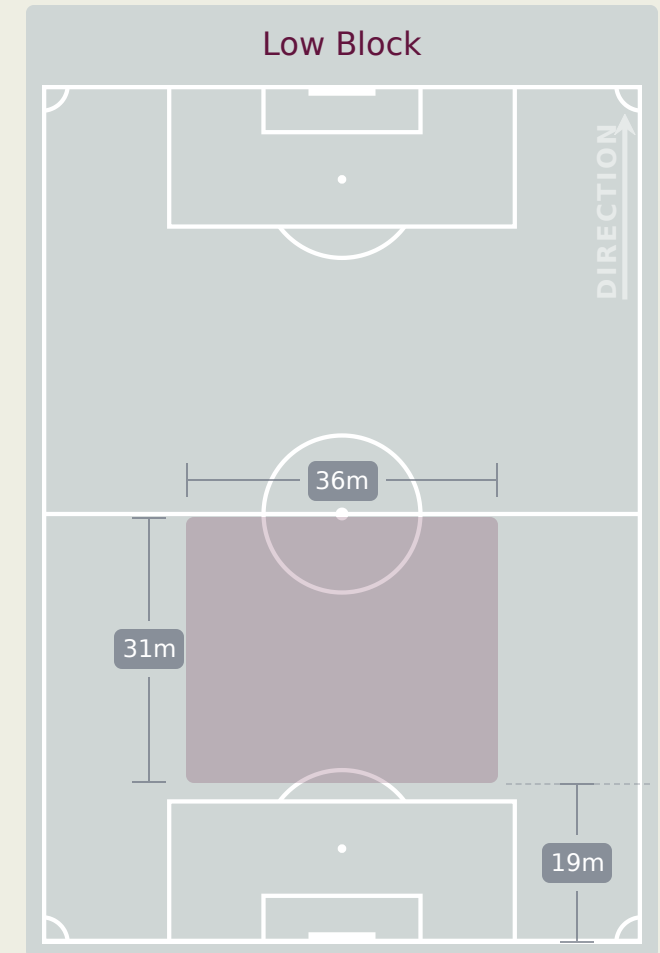
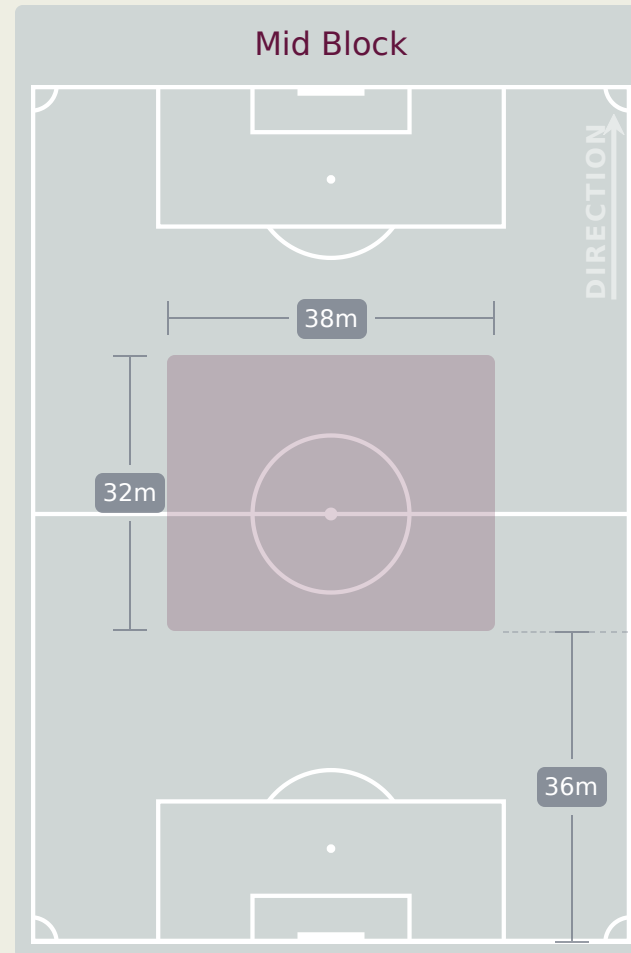
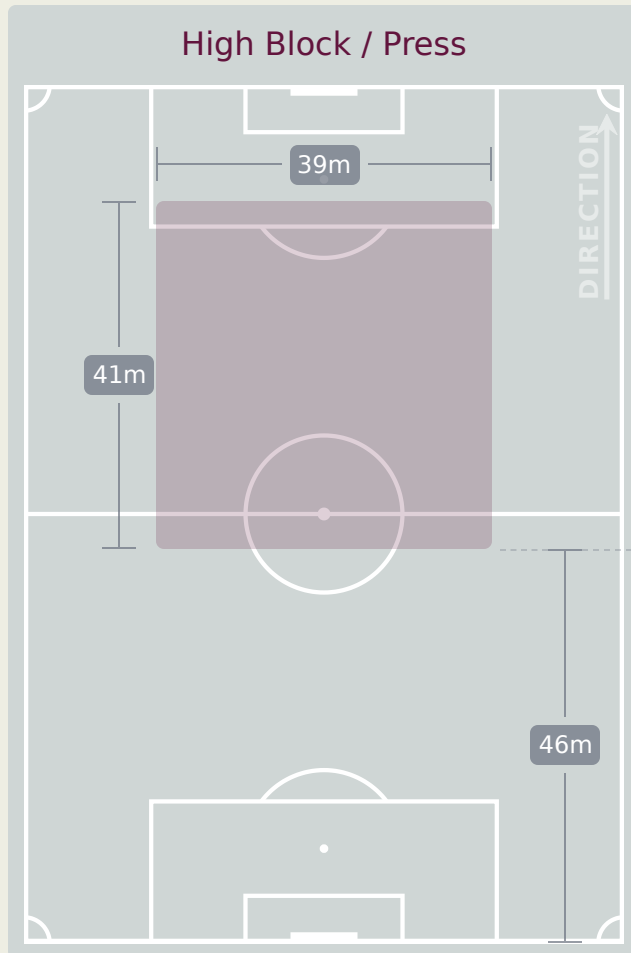


Defensive Line Height & Team Length




Defensive Line Height & Team Length

Burkina Faso



Defensive Pressure



186	Total Pressures	267
49	Direct Pressures	38
1.62s	Avg Pressure Duration	1.48s
49	Forced Turnovers	53
11.69s	Ball Recovery Time	11.92s
62	Pushing on into Pressing	102
113	Pushing on	252
28	Pressing Direction Inside	44
108	Pressing Direction Outside	163

Most Direct Pressures

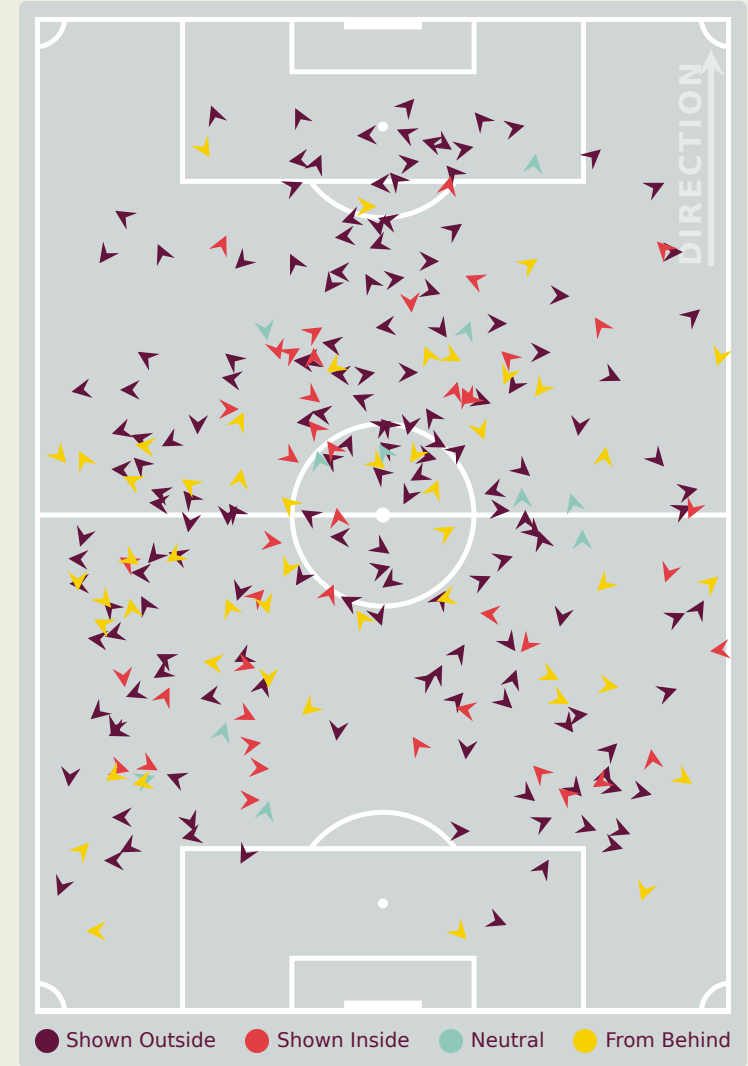
11

CORCORAN Matthew
DEFENSIVE MIDFIELD CENTRE

Most Direct Pressures

6

TRAORE Lassina
LEFT BACK



GOALKEEPING



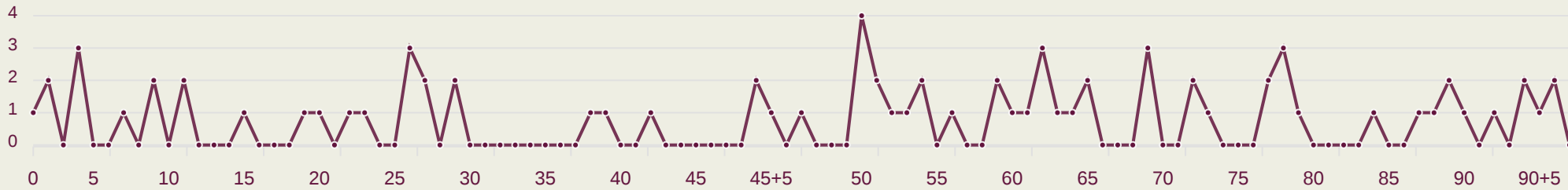
USA v Burkina Faso



Goalkeeping Involvement



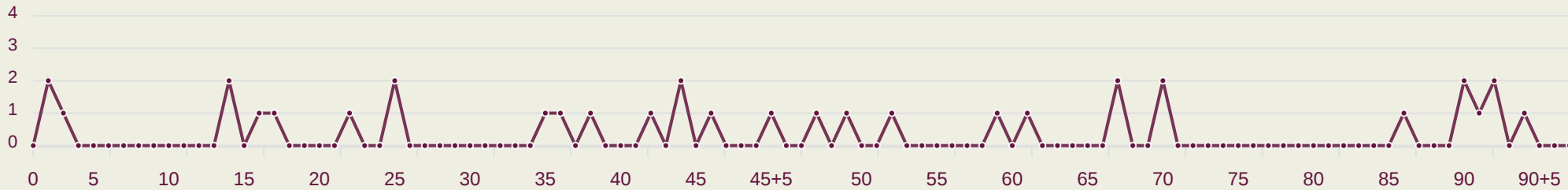
USA GK Involvement Timeline



77
Total Involvements



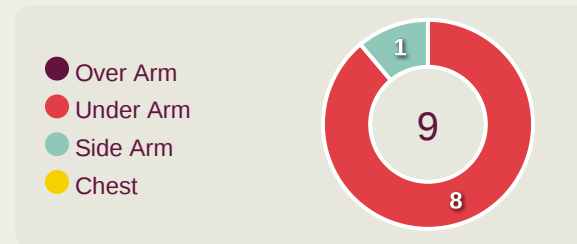
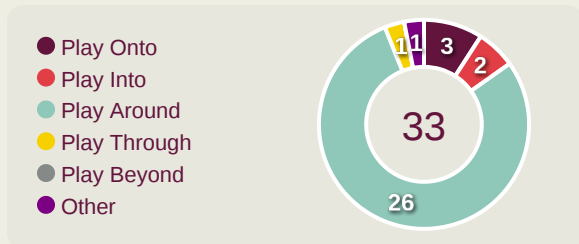
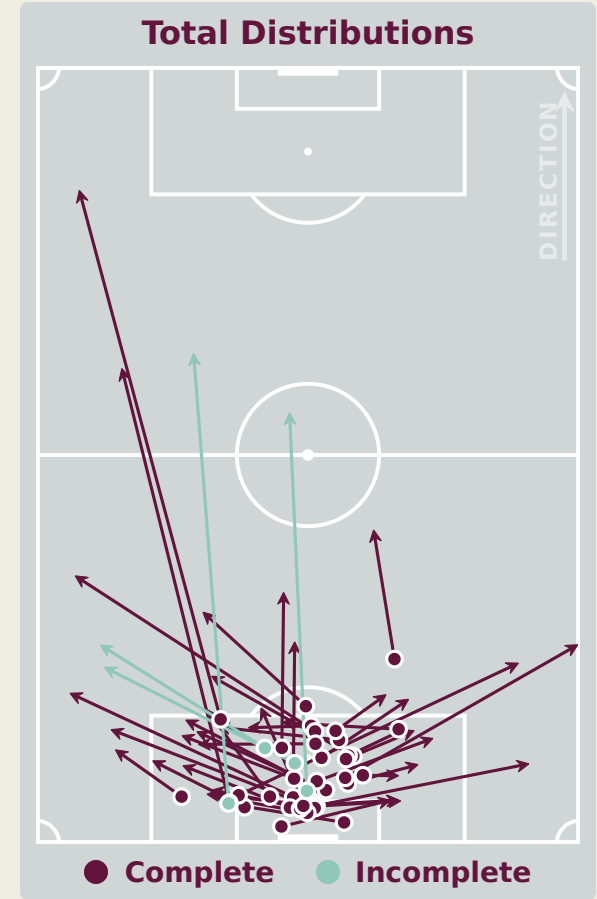
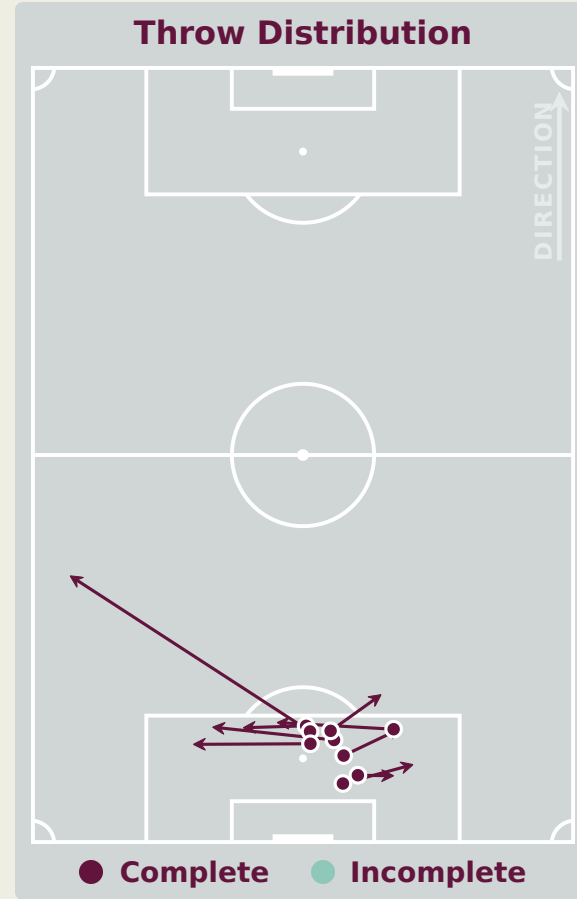
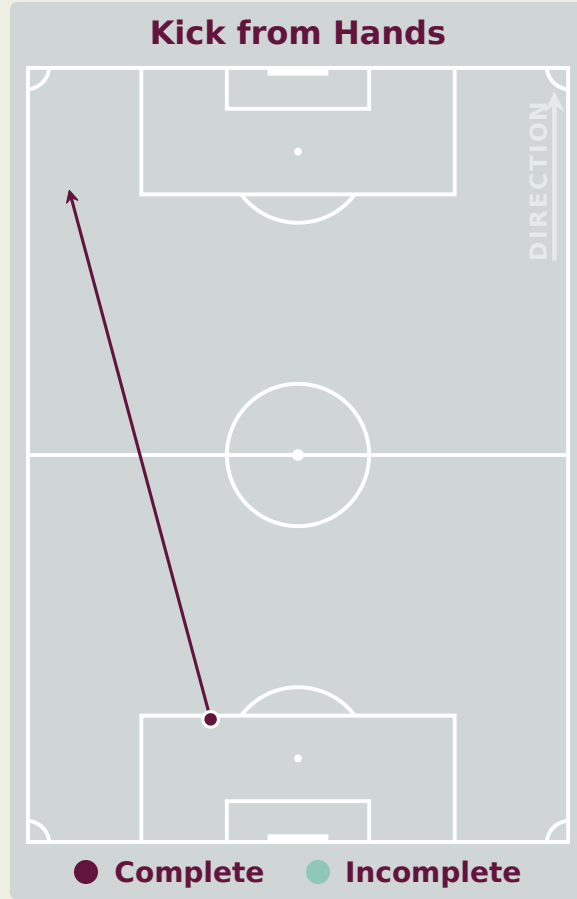
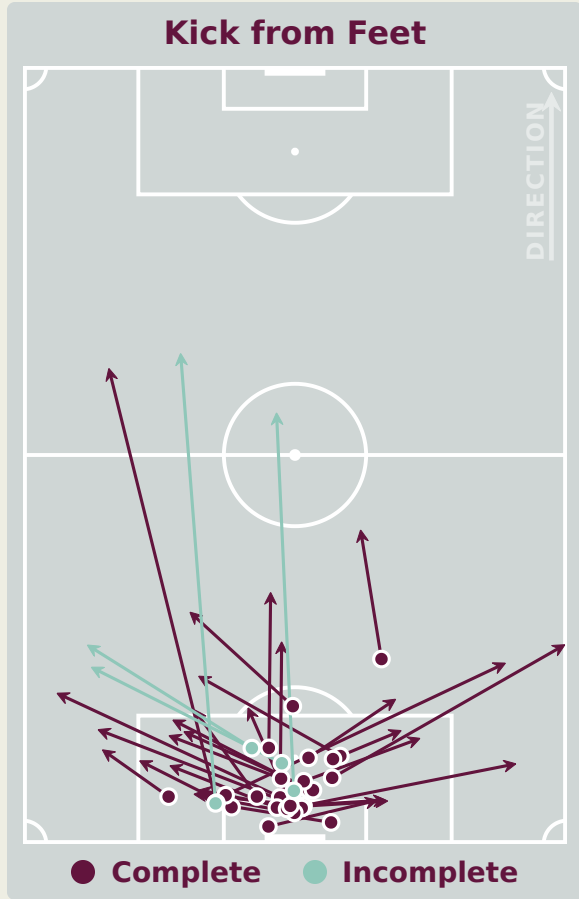
Burkina Faso GK Involvement Timeline



36
Total Involvements

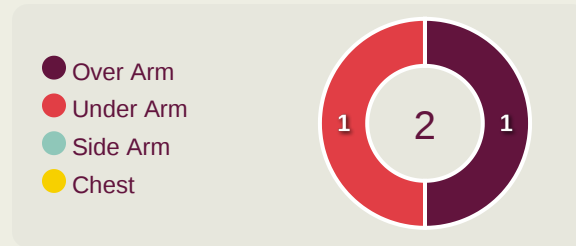
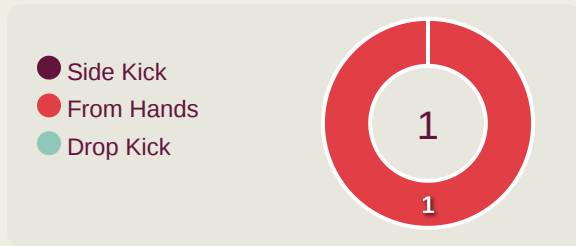
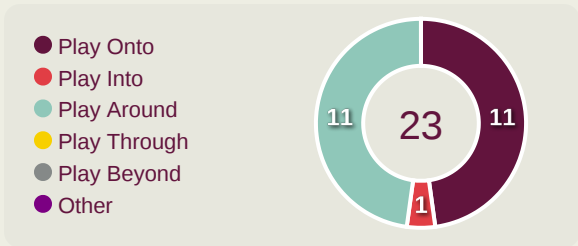
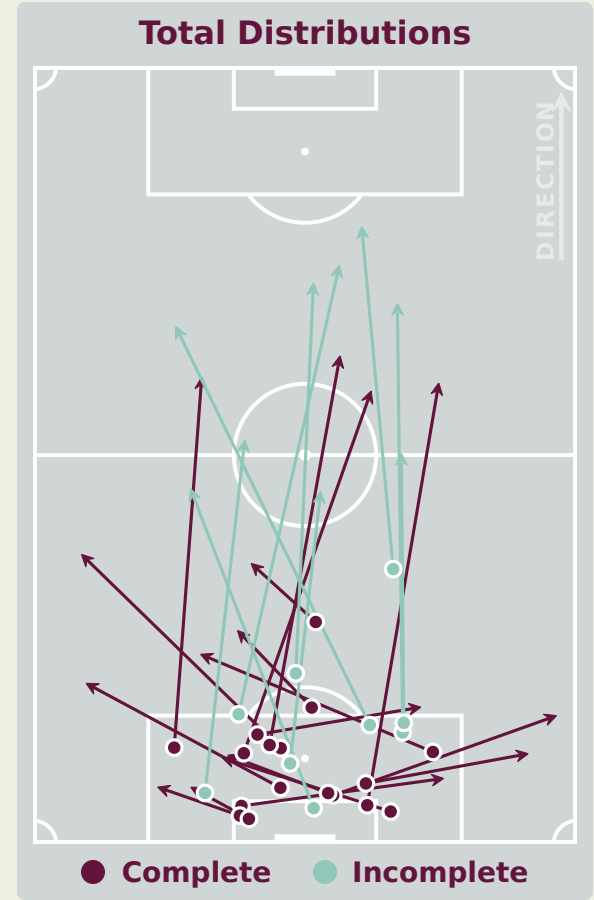
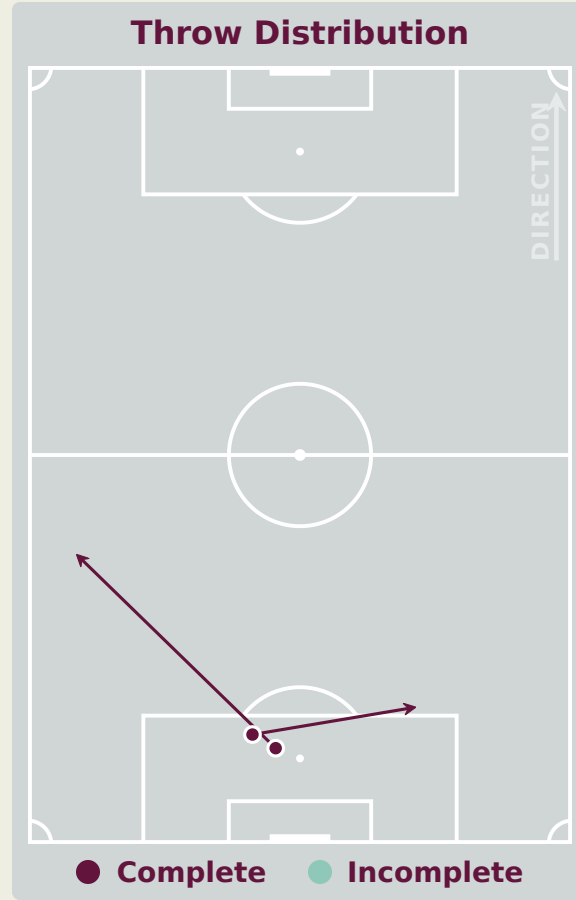
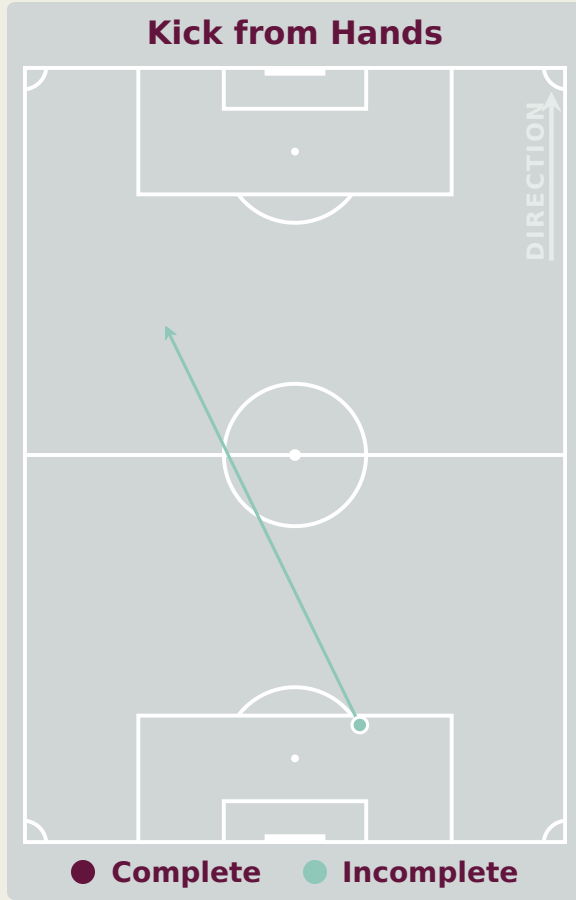
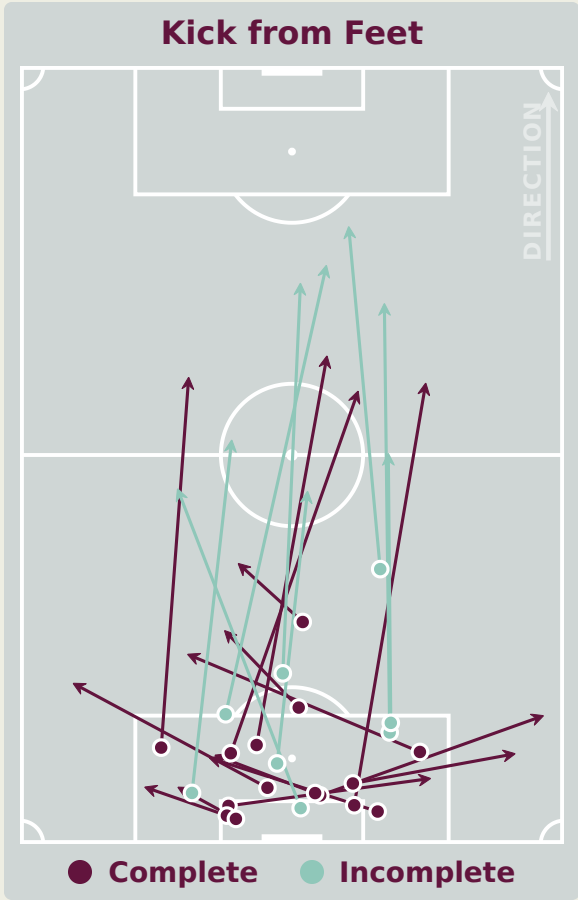


Goalkeeping Distribution



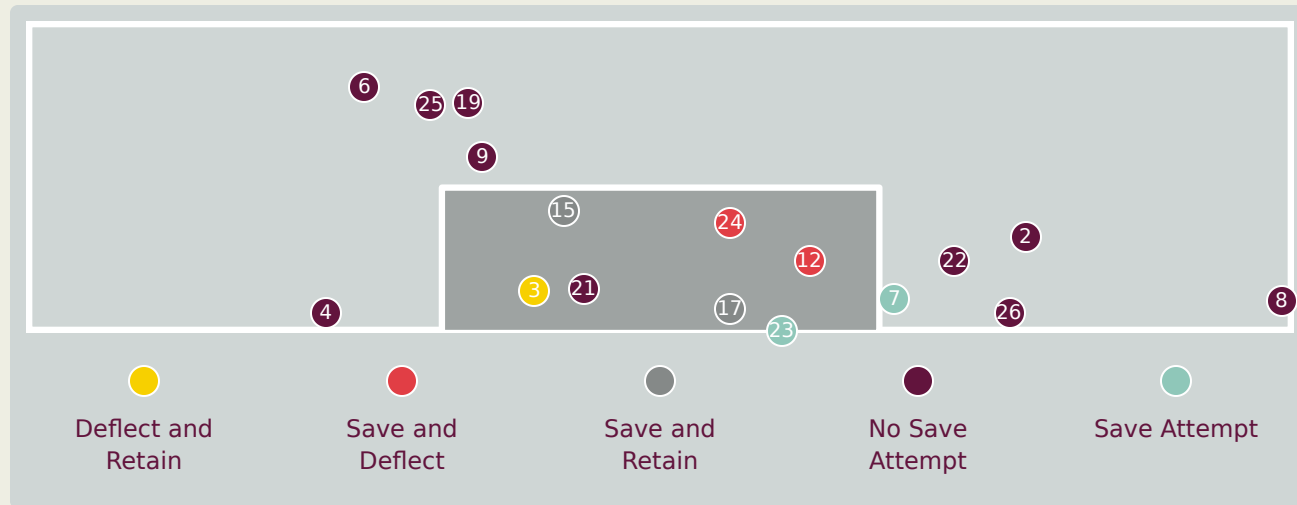
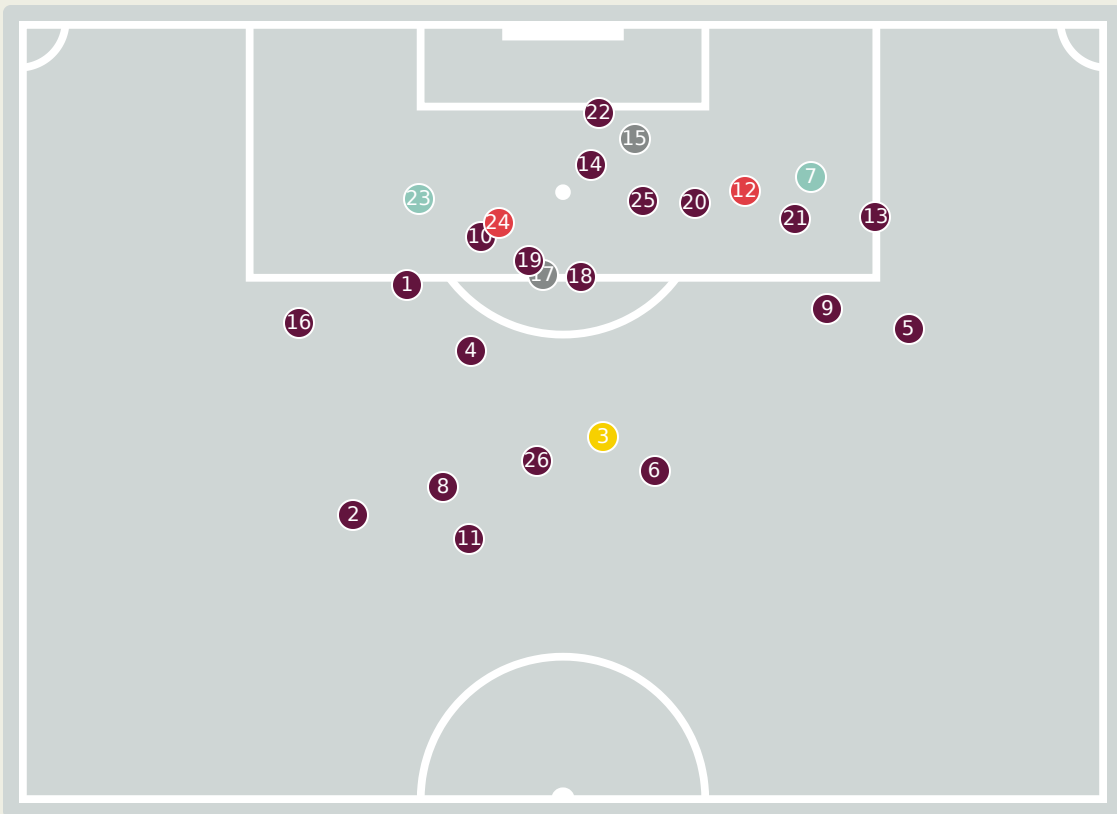
Goalkeeping Distribution

Burkina Faso



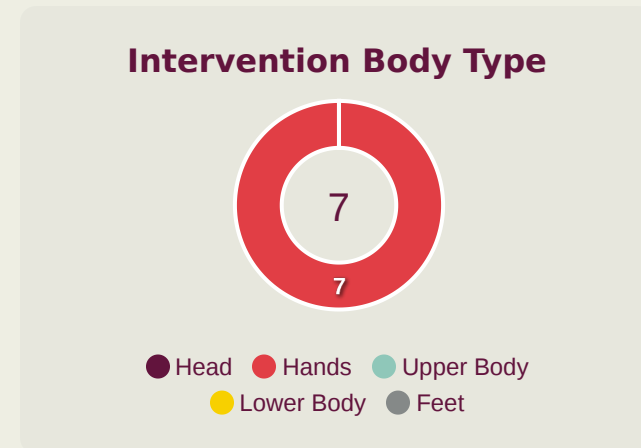
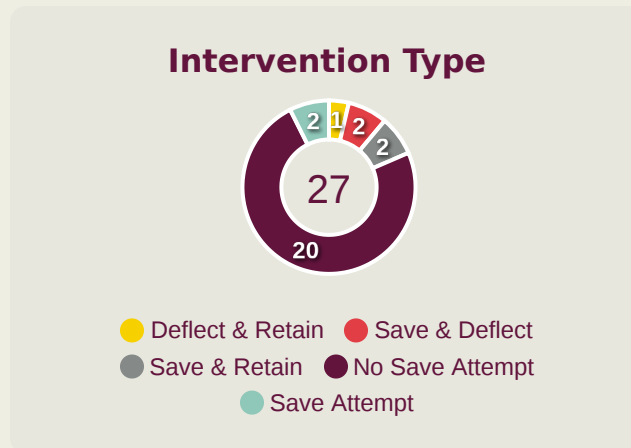


Goal Prevention



27
Total Attempts on Goal Faced

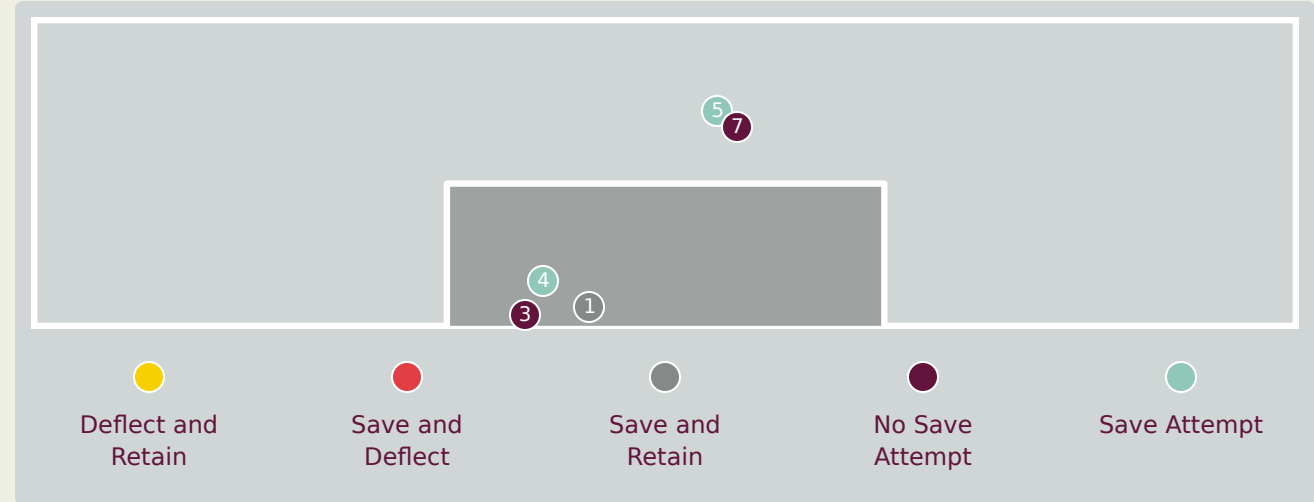
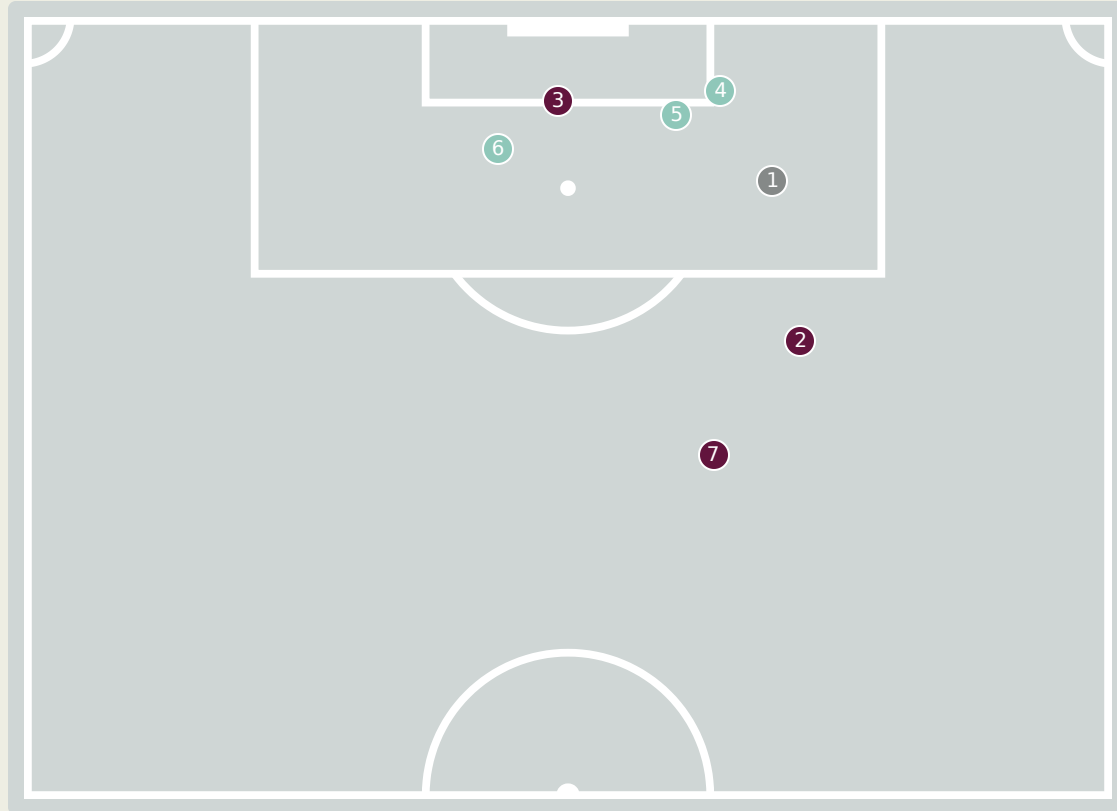
83
Save %



Total Attempts on Goal Faced	Total Goal Interventions	Save & Retain	Deflect & Retain	Save & Deflect	Save Attempt	No Save Attempt
27	4	2	0	2	2	20

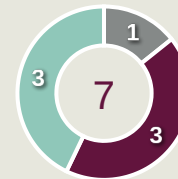
Goal Prevention

Burkina Faso



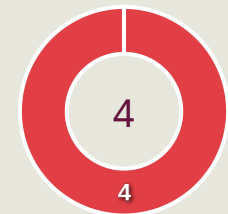
- Deflect and Retain
- Save and Deflect
- Save and Retain
- No Save Attempt
- Save Attempt

Intervention Type



- Deflect & Retain
- Save & Deflect
- Save & Retain
- No Save Attempt
- Save Attempt

Intervention Body Type



- Head
- Hands
- Upper Body
- Lower Body
- Feet

7

Total Attempts on Goal Faced

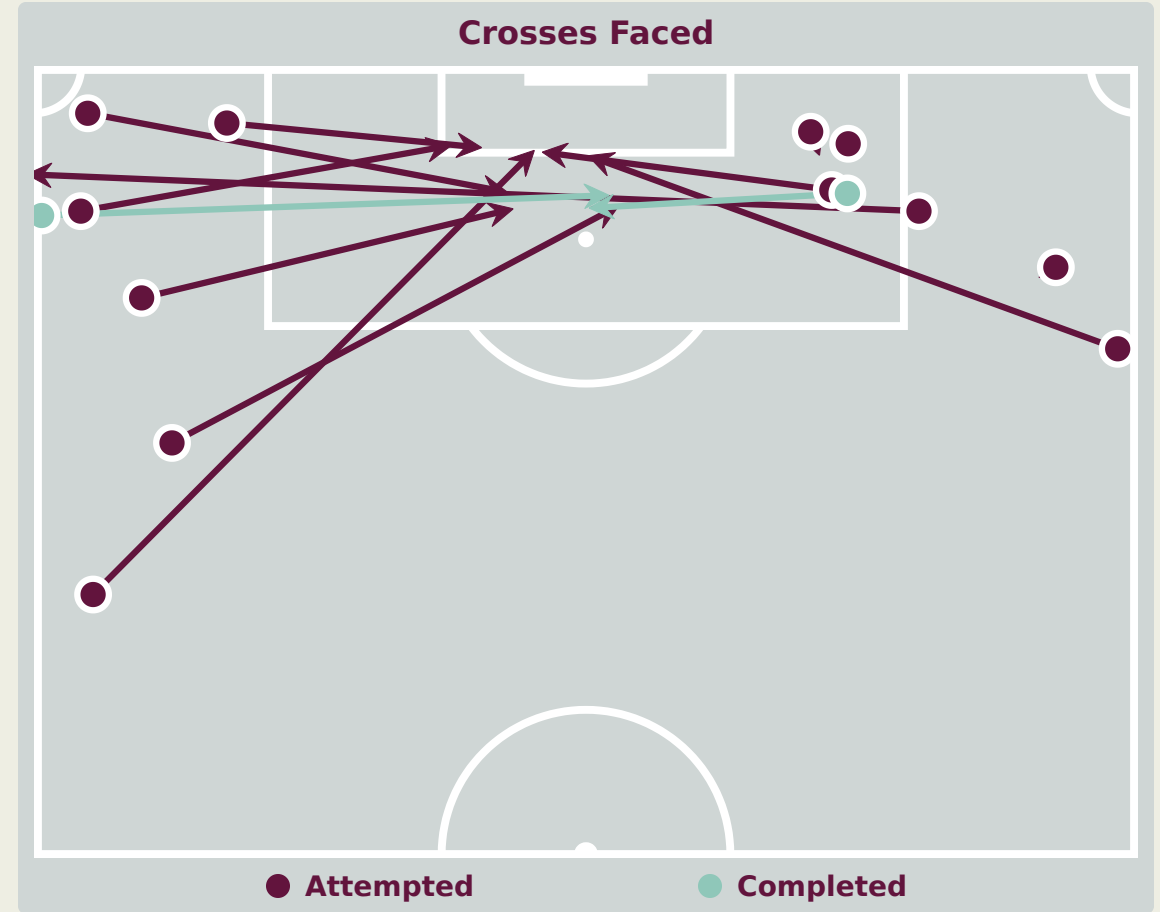
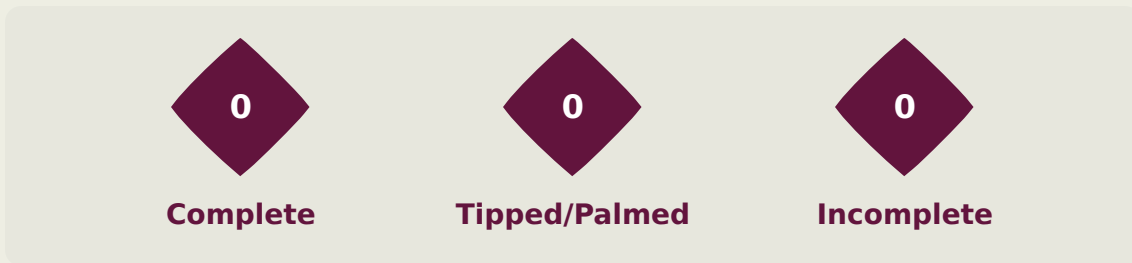
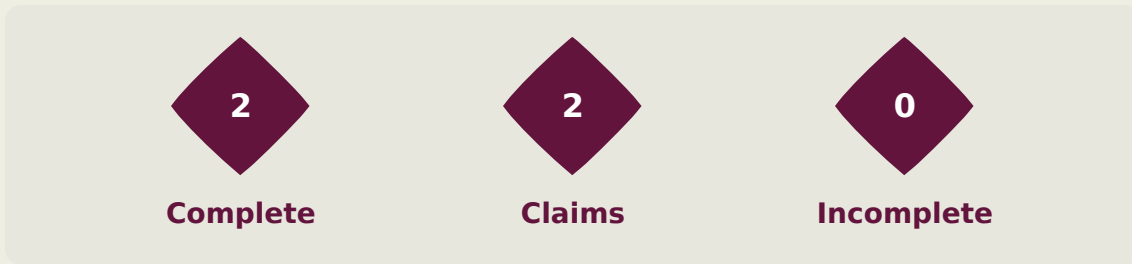
33

Save %

Total Attempts on Goal Faced	Total Goal Interventions	Save & Retain	Deflect & Retain	Save & Deflect	Save Attempt	No Save Attempt
7	1	1	0	0	3	3



Aerial Control

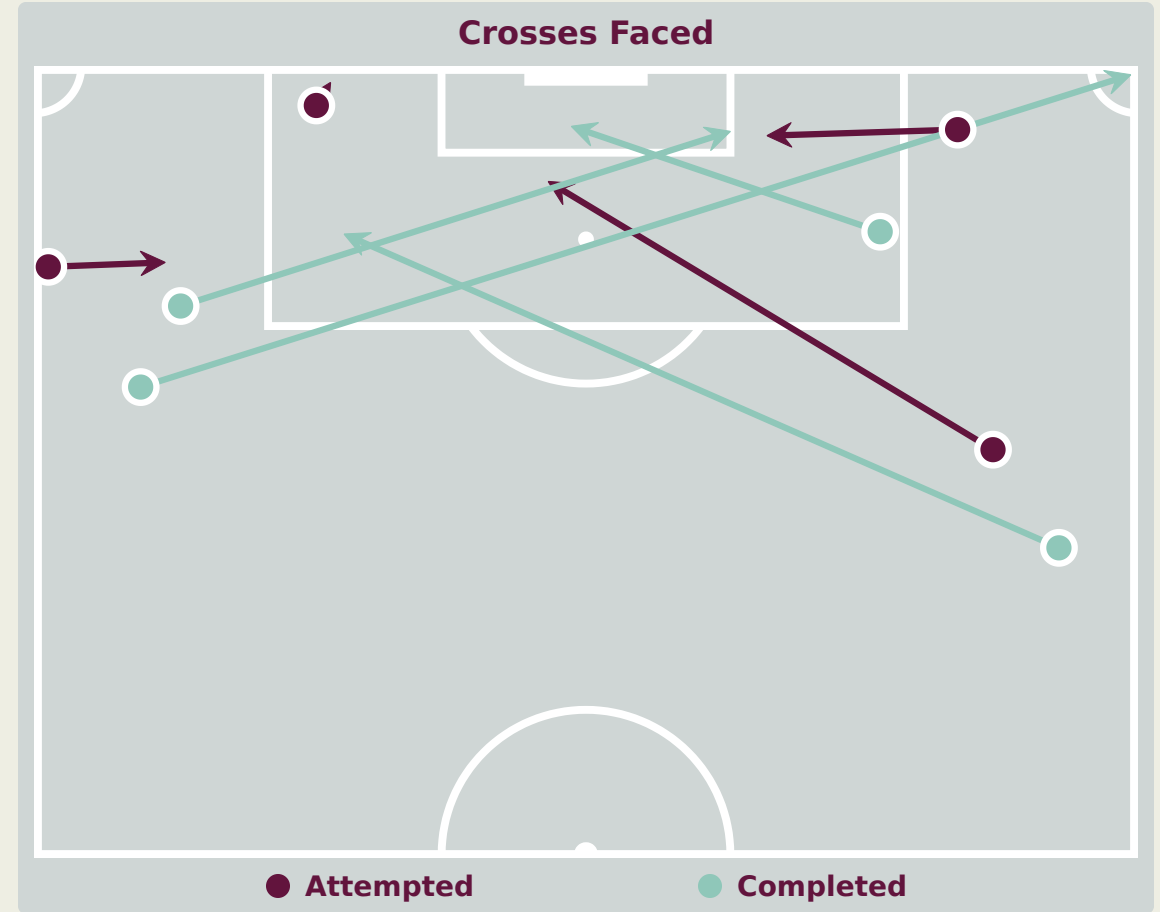
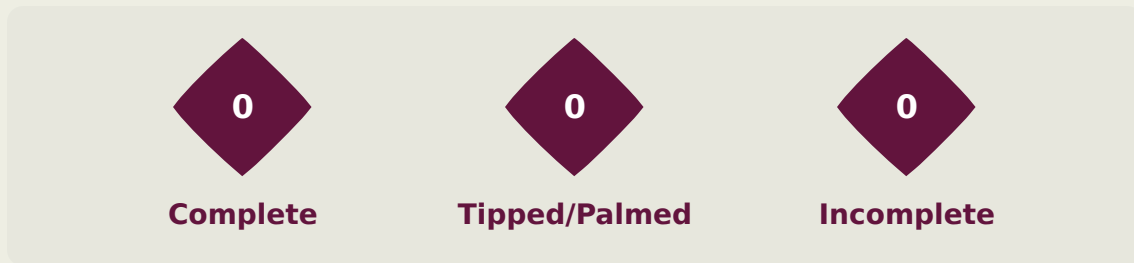
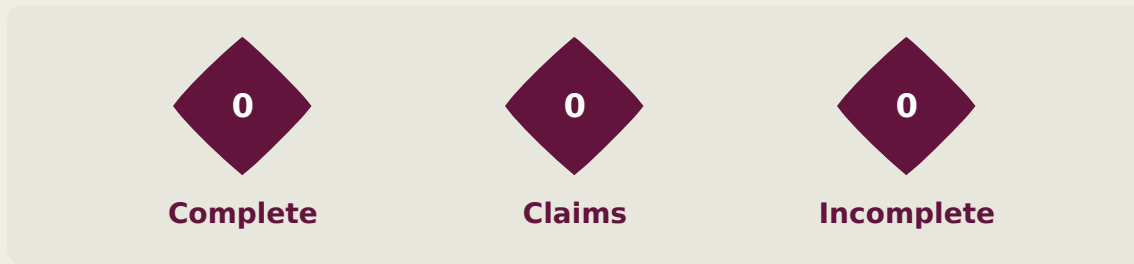


Delivery Types Faced

Total	In Swing	Out Swing	Driven	Lofted	Cutback	Push
19	4	5	0	4	0	6

Aerial Control

Burkina Faso



Delivery Types Faced

Total	In Swing	Out Swing	Driven	Lofted	Cutback	Push
12	4	4	1	1	0	2

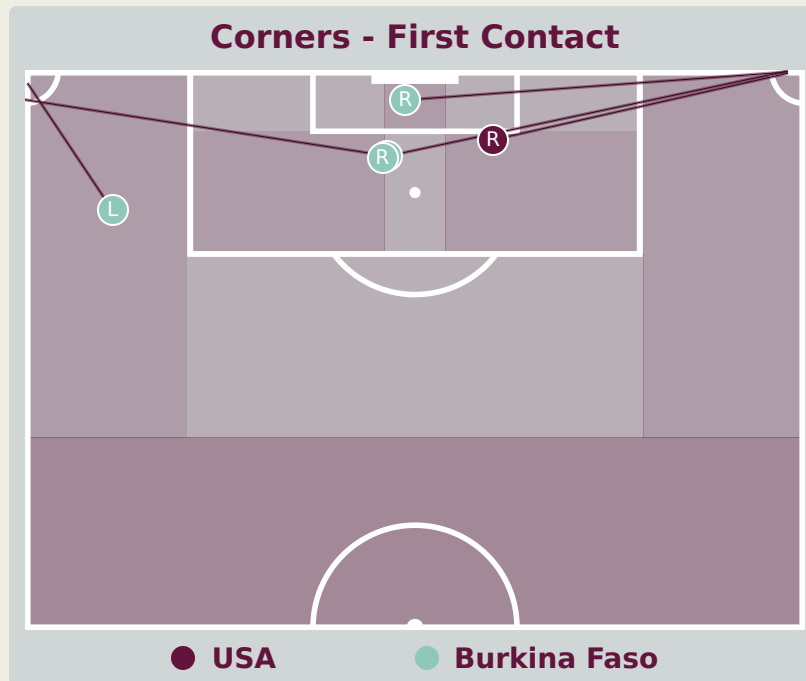
SET PLAYS



USA v Burkina Faso



Set Plays - Corners



Delivery Type	From Left Side	From Right Side	Total
Direct to Area	1	3	4
Short	1	0	1
Edge of Penalty Area	0	0	0

Delivery Style	Total
Inswing	3
Outswing	1
Driven	0

Free Kicks	
Type	Total
Direct	9
Direct (on target)	0
Direct (off target)	1
Indirect	0



Top 5 Player First Contacts		
Player	Team	Total
JAMISON Bryce	USA	1
TRAORE Isidore	Burkina Faso	1
YAMEOGO Landry	Burkina Faso	1
ALIO Souleymane	Burkina Faso	1
SOKONDOU Aly	Burkina Faso	1

Set Plays - Corners

38

Total Set Plays

13

Total Free Kicks

0

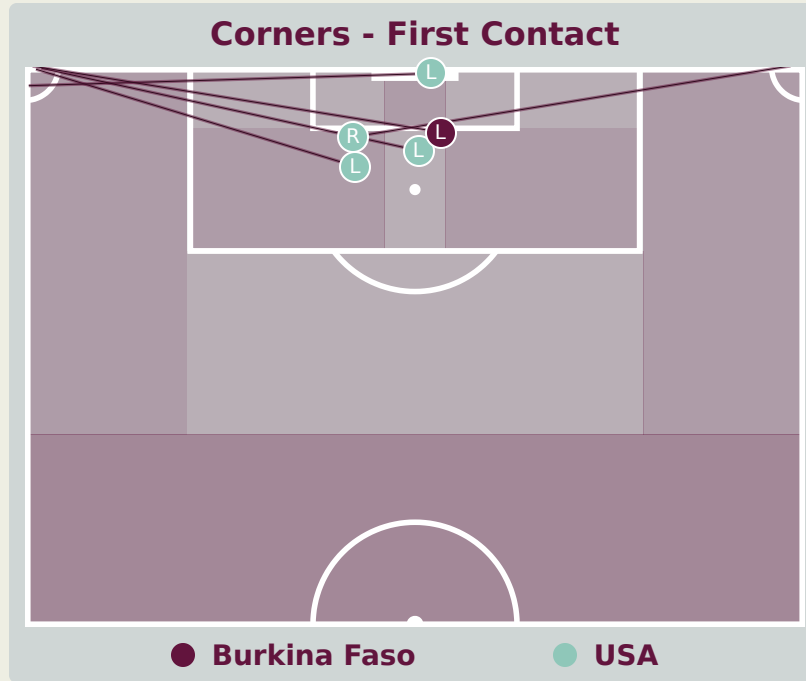
Total Penalties

5

Total Corners

20

Total Throw Ins



Burkina Faso



Delivery Type	From Left Side	From Right Side	Total
Direct to Area	3	1	4
Short	1	0	1
Edge of Penalty Area	0	0	0

Delivery Style	Total
Inswing	3
Outswing	1
Driven	0

Free Kicks	
Type	Total
Direct	8
Direct (on target)	0
Direct (off target)	1
Indirect	5

First Contacts on Burkina Faso Crosses

1

By Burkina Faso

4

By USA

Top 5 Player First Contacts		
Player	Team	Total
HALL Tyler	USA	2
OUEDRAOGO Emmanuel	Burkina Faso	1
BEAUDRY Adam	USA	1
BURTON Micah	USA	1

INDIVIDUAL DATA IN POSSESSION



USA v Burkina Faso





In Possession - Distributions

#	Player	Passes Attempted	Passes Completed	Pass Completion %	Switches of Play	Crosses Attempted	Crosses Completed	Line Breaks Attempted	Line Breaks Completed	Line Break Completion %	Ball Progressions	Take Ons	Step Ins	Attempts at Goal	Goals
1	BEAUDRY Adam	43	39	91%	0	0	0	9	6	66%	0	0	0	0	0
2	VERHOEVEN Oscar	70	59	84%	0	0	0	34	26	76%	4	3	1	0	0
3	REID-BROWN Tahir	33	31	94%	0	1	1	7	7	100%	3	1	2	0	0
4	HALL Tyler	57	50	88%	0	0	0	15	10	66%	1	0	1	0	0
5	HAWKINS Stuart	73	70	96%	0	0	0	31	28	90%	2	0	2	0	0
6	CORCORAN Matthew	53	46	87%	0	0	0	17	16	94%	1	0	1	1	0
7	BERCHIMAS Nimfasha	19	8	42%	0	1	0	5	2	40%	2	2	0	1	1
8	SOMA Pedro	41	37	90%	0	2	1	17	15	88%	0	0	0	0	0
13	MILLER Peyton	40	35	88%	0	3	1	10	8	80%	0	0	0	1	0
17	FIGUEROA Keyrol	17	12	71%	0	0	0	2	1	50%	0	0	0	1	1
19	RUDISILL Paulo	50	41	82%	0	2	1	12	11	91%	2	0	2	0	0
9	BURTON Micah	14	14	100%	0	0	0	3	3	100%	0	0	0	2	0
11	VAZQUEZ David	10	8	80%	0	3	1	2	2	100%	1	1	0	0	0
14	HABROUNE Taha	20	18	90%	0	0	0	4	3	75%	1	0	1	0	0
16	MORALES Santi	16	12	75%	0	0	0	3	2	66%	1	0	1	0	0
20	JAMISON Bryce	5	3	60%	0	0	0	1	0	0%	3	2	1	1	0



In Possession - Offers & Receptions

			Offer movement types						
#	Player	Total Offers	In Front	In Between	Out to In	In to Out	In Behind	No Movement	Offers Received
1	BEAUDRY Adam	8	0	0	0	0	0	8	1
2	VERHOEVEN Oscar	20	6	3	0	0	5	6	8
3	REID-BROWN Tahir	3	2	1	0	0	0	0	3
4	HALL Tyler	16	0	1	0	1	0	14	5
5	HAWKINS Stuart	3	1	0	0	0	0	2	2
6	CORCORAN Matthew	43	31	10	0	1	0	1	21
7	BERCHIMAS Nimfasha	28	1	3	0	0	13	11	14
8	SOMA Pedro	55	20	17	1	2	4	11	24
13	MILLER Peyton	39	3	10	0	2	12	12	10
17	FIGUEROA Keyrol	41	1	19	2	2	15	2	11
19	RUDISILL Paulo	42	12	12	6	3	6	3	20
9	BURTON Micah	20	1	12	0	3	4	0	7
11	VAZQUEZ David	11	0	0	2	0	5	4	3
14	HABROUNE Taha	5	3	2	0	0	0	0	3
16	MORALES Santi	43	7	26	4	1	1	4	13
20	JAMISON Bryce	9	0	0	0	2	5	2	4

In Possession - Distributions

Burkina Faso 

#	Player	Passes Attempted	Passes Completed	Pass Completion %	Switches of Play	Crosses Attempted	Crosses Completed	Line Breaks Attempted	Line Breaks Completed	Line Break Completion %	Ball Progressions	Take Ons	Step Ins	Attempts at Goal	Goals
1	TRAORE Isidore	26	17	65%	0	0	0	14	5	35%	0	0	0	0	0
5	TRAORE Junior	14	12	86%	0	1	0	2	2	100%	0	0	0	0	0
6	BAH Balde	11	10	91%	0	1	0	1	1	100%	1	1	0	0	0
7	CAMARA Ousmane	20	16	80%	0	4	0	5	3	60%	4	2	2	5	0
8	OUATTARA Arouna	24	16	67%	0	0	0	8	4	50%	0	0	0	5	0
12	TRAORE Faycal	35	29	83%	0	1	0	17	10	58%	1	0	1	0	0
14	TRAORE Lassina	38	28	74%	0	6	1	15	6	40%	4	1	3	1	0
15	SORE Idrissa	8	7	88%	0	2	1	4	3	75%	2	2	0	0	0
17	YAMEOGO Landry	38	26	68%	0	0	0	14	7	50%	1	0	1	0	0
18	ALIO Souleymane	20	16	80%	0	1	1	5	4	80%	1	1	0	3	0
20	OUEDRAOGO Emmanuel	18	11	61%	0	0	0	11	9	81%	3	1	2	4	0
3	CAMARA Aboubacar	13	11	85%	0	0	0	4	3	75%	6	2	4	2	0
4	SOKONDOU Aly	14	12	86%	0	0	0	5	4	80%	1	0	1	1	0
9	DIARRA Jack	2	2	100%	0	2	1	0	0	0%	1	1	0	2	1
10	CAMARA Cheick	3	2	67%	0	0	0	0	0	0%	0	0	0	0	0
11	BOUGMA Appolinaire	5	4	80%	0	1	0	1	1	100%	0	0	0	3	0

Burkina Faso



In Possession - Offers & Receptions

In Possession			Offer movement types					Receptions	
#	Player	Total Offers	In Front	In Between	Out to In	In to Out	In Behind	No Movement	Offers Received
1	TRAORE Isidore	5	0	0	0	0	0	5	3
5	TRAORE Junior	21	8	2	1	1	0	9	6
6	BAH Balde	7	3	1	0	1	1	1	1
7	CAMARA Ousmane	1	0	0	0	0	1	0	1
8	OUATTARA Arouna	1	0	0	0	0	0	1	1
12	TRAORE Faycal	9	1	0	0	0	0	8	4
14	TRAORE Lassina	23	8	1	0	1	2	11	11
15	SORE Idrissa	4	0	0	1	0	2	1	2
17	YAMEOGO Landry	1	0	0	0	0	0	1	1
18	ALIO Souleymane	31	1	2	0	0	27	1	7
20	OUEDRAOGO Emmanuel	6	1	1	0	1	3	0	2
3	CAMARA Aboubacar	27	6	11	2	1	7	0	9
4	SOKONDOU Aly	11	2	0	0	0	1	8	4
9	DIARRA Jack	1	0	0	0	0	1	0	0
10	CAMARA Cheick	2	0	0	1	1	0	0	0
11	BOUGMA Appolinaire	5	1	0	1	0	3	0	3

INDIVIDUAL DATA OUT OF POSSESSION



USA v Burkina Faso





Out of Possession

#	Player	Tackles Made / Won	Blocks	Interceptions	Pressing Direct	Pressing Indirect	Duels Won - Aerial	Duels Won - Physical	Possession Contests won	Clearances	Loose Ball Receptions	Pushing On	Pushing On into Pressing	Possession Regains	Possession Interrupted
1	BEAUDRY Adam	0 / 0	0	0	0	0	0	0	0	1	3	0	0	12	1
2	VERHOEVEN Oscar	4 / 0	0	2	2	4	2	0	2	5	8	10	3	4	6
3	REID-BROWN Tahir	5 / 0	5	1	2	2	2	0	2	0	4	4	1	2	4
4	HALL Tyler	1 / 0	3	1	0	4	2	0	2	8	3	9	1	5	7
5	HAWKINS Stuart	1 / 0	1	0	1	4	5	0	5	9	4	5	1	8	5
6	CORCORAN Matthew	4 / 0	4	0	11	5	3	0	3	0	7	5	3	0	4
7	BERCHIMAS Nimfasha	4 / 0	1	0	5	15	1	0	1	0	4	15	9	1	1
8	SOMA Pedro	2 / 0	0	1	2	5	0	0	0	0	3	4	1	0	1
13	MILLER Peyton	1 / 0	4	1	2	15	1	0	1	2	7	9	5	0	1
17	FIGUEROA Keyrol	3 / 0	1	0	6	16	0	0	0	0	1	12	9	1	1
19	RUDISILL Paulo	4 / 0	2	0	5	37	1	0	2	0	7	21	17	2	0
9	BURTON Micah	1 / 0	1	0	2	8	2	0	2	1	4	3	2	1	2
11	VAZQUEZ David	4 / 0	0	2	4	2	0	0	1	0	0	1	1	1	2
14	HABROUNE Taha	0 / 0	1	1	1	2	0	0	0	0	1	3	0	0	1
16	MORALES Santi	2 / 0	1	0	2	13	0	1	1	0	2	6	3	1	1
20	JAMISON Bryce	4 / 0	0	0	4	5	0	0	0	0	0	6	6	1	1

Out of Possession

Burkina Faso



#	Player	Tackles Made / Won	Blocks	Interceptions	Pressing Direct	Pressing Indirect	Duels Won - Aerial	Duels Won - Physical	Possession Contests won	Clearances	Loose Ball Receptions	Pushing On	Pushing On into Pressing	Possession Regains	Possession Interrupted
1	TRAORE Isidore	0 / 0	0	0	0	0	0	0	0	0	3	0	0	3	0
5	TRAORE Junior	1 / 0	0	0	1	7	0	0	0	3	0	18	5	3	0
6	BAH Balde	3 / 0	3	1	5	30	1	0	1	1	5	31	13	2	3
7	CAMARA Ousmane	1 / 0	0	0	0	7	0	0	0	0	5	5	4	0	0
8	OUATTARA Arouna	1 / 0	0	2	4	15	0	0	1	1	8	7	3	2	2
12	TRAORE Faycal	4 / 0	2	0	4	8	0	0	0	4	8	18	6	4	2
14	TRAORE Lassina	5 / 0	5	4	6	9	4	0	4	6	11	43	9	8	6
15	SORE Idrissa	0 / 0	2	0	4	17	0	0	0	0	6	9	5	1	0
17	YAMEOGO Landry	3 / 0	4	1	2	7	1	0	2	3	5	9	5	2	5
18	ALIO Souleymane	0 / 0	2	0	4	48	4	0	5	1	3	27	15	0	1
20	OUEDRAOGO Emmanuel	1 / 0	0	0	2	33	3	0	3	2	6	32	14	2	1
3	CAMARA Aboubacar	2 / 0	1	2	3	34	0	0	1	0	3	32	19	2	0
4	SOKONDOU Aly	1 / 0	1	2	1	4	1	0	1	4	3	12	2	0	5
9	DIARRA Jack	3 / 0	0	0	0	2	0	0	0	0	4	4	2	0	1
10	CAMARA Cheick	0 / 0	0	0	1	5	0	0	0	0	2	2	0	0	0
11	BOUGMA Appolinaire	0 / 0	0	1	1	3	1	0	1	0	5	3	0	0	0

INDIVIDUAL DATA PHYSICAL



USA v Burkina Faso





Physical Data

#	Player	Total Distance (m)	Zone 1: 0-7 km/h (m)	Zone 2: 7-15 km/h (m)	Zone 3: 15-20 km/h (m)	Zone 4: 20-25 km/h (m)	Zone 5: 25+ km/h (m)	High Speed Runs (Zone 4)	Sprints (Zone 5)	Top Speed (km/h)
1	BEAUDRY Adam	5744.7	4464.8	1162.2	81.0	36.8	0	11.0	5.0	25.2
2	VERHOEVEN Oscar	10563.0	4039.3	4531.5	1259.1	590.5	143.7	112.0	44.0	32.5
3	REID-BROWN Tahir	6408.1	2395.3	2927.8	591.5	372.3	121.8	60.0	29.0	31.6
4	HALL Tyler	9385.5	3338.4	4680.5	820.3	379.2	166.1	85.0	35.0	31.6
5	HAWKINS Stuart	9655.1	3129.2	5123.0	937.5	387.2	79.2	94.0	30.0	30.3
6	CORCORAN Matthew	8947.7	3115.6	4186.6	1162.3	408.0	75.2	103.0	25.0	27.4
7	BERCHIMAS Nimfasha	7827.7	2548.7	3383.9	1039.5	641.1	215.3	96.0	46.0	30.2
8	SOMA Pedro	6553.5	2388.1	3141.7	782.5	206.4	34.7	56.0	17.0	29.3
13	MILLER Peyton	11330.2	3552.0	5395.5	1375.5	895.1	112.2	128.0	60.0	29.3
17	FIGUEROA Keyrol	6961.8	3055.5	2245.9	995.5	554.9	110.0	92.0	39.0	29.5
19	RUDISILL Paulo	11943.7	3267.8	5704.3	2014.9	900.6	54.9	160.0	58.0	28.6
9	BURTON Micah	3510.4	1282.0	1589.5	404.0	194.1	40.7	38.0	15.0	28.9
11	VAZQUEZ David	4709.6	1163.3	2335.0	724.8	445.5	41.4	54.0	25.0	30.2
14	HABROUNE Taha	2092.7	574.9	966.8	337.8	191.5	21.8	33.0	13.0	28.4
16	MORALES Santi	4700.3	1535.6	2037.1	840.4	278.3	9.4	65.0	18.0	26.5
20	JAMISON Bryce	3462.7	1293.3	1202.9	500.7	359.8	106.0	48.0	28.0	30.4

Physical Data

Burkina Faso



#	Player	Total Distance (m)	Zone 1: 0-7 km/h (m)	Zone 2: 7-15 km/h (m)	Zone 3: 15-20 km/h (m)	Zone 4: 20-25 km/h (m)	Zone 5: 25+ km/h (m)	High Speed Runs (Zone 4)	Sprints (Zone 5)	Top Speed (km/h)
1	TRAORE Isidore	4363.6	3518.3	754.0	69.8	21.4	0	10.0	2.0	25.1
5	TRAORE Junior	4968.0	1613.1	2664.3	482.9	190.8	16.9	35.0	14.0	29.6
6	BAH Balde	5853.4	1992.5	2275.2	1135.0	340.1	110.0	87.0	27.0	30.8
7	CAMARA Ousmane	6609.7	3004.1	2427.7	641.1	409.1	127.6	66.0	33.0	33.5
8	OUATTARA Arouna	9727.8	3216.0	4490.3	1465.0	504.9	51.6	128.0	33.0	29.0
12	TRAORE Faycal	9549.9	3481.9	4650.8	982.7	335.2	99.3	76.0	30.0	30.6
14	TRAORE Lassina	10227.0	3557.0	4926.4	1014.5	571.7	157.5	98.0	43.0	31.1
15	SORE Idrissa	7340.7	2076.7	3314.3	1316.2	469.1	165.2	112.0	42.0	32.0
17	YAMEOGO Landry	8902.3	3670.4	4072.8	843.9	282.2	32.9	80.0	20.0	27.7
18	ALIO Souleymane	10561.0	4184.3	3902.3	1359.2	712.9	402.4	127.0	66.0	32.7
20	OUEDRAOGO Emmanuel	10363.3	3166.0	5144.4	1290.2	624.9	138.9	119.0	44.0	30.6
3	CAMARA Aboubacar	5581.5	2089.7	2124.9	797.6	439.3	130.0	65.0	36.0	32.2
4	SOKONDOU Aly	4984.8	1817.0	2204.3	624.6	270.7	68.3	57.0	21.0	30.0
9	DIARRA Jack	3717.2	1357.2	1306.6	599.2	269.1	184.7	46.0	24.0	33.4
10	CAMARA Cheick	1398.4	422.7	590.7	270.6	65.7	48.7	19.0	8.0	28.8
11	BOUGMA Appolinaire	3932.2	1228.4	1565.4	741.6	305.1	91.6	51.0	22.0	31.7

