



U-17 WORLD CUP
INDONESIA 2023



Mali 1 - 0 Morocco

Quarter-final - Match 48
25 November 2023
19:00 Kick Off
Manahan Stadium

POST MATCH SUMMARY REPORT

Match Summary - Teams

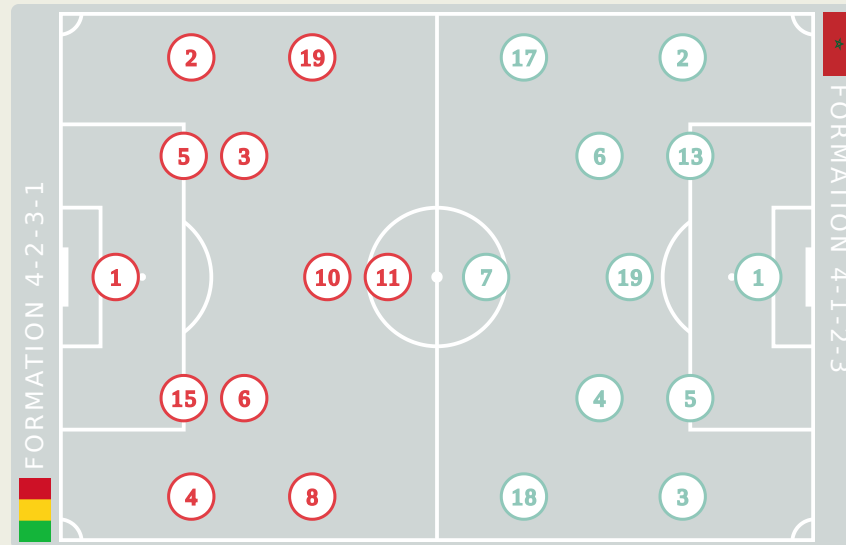


STARTING

1	GK	KONE Bourama	
2	DF	TRAORE Moussa	
3	MF	MAKALOU Hamidou	
4	DF	SANOGO Souleymane	↓ 90+7'
5	DF	TRAORE Issa	
6	DF	KONE Sekou	↓ 64'
8	FW	DIARRA Ibrahim (C)	⚽ 81'
10	MF	TIA Ange Martial	↓ 64'
11	FW	KANATE Ibrahim	
15	DF	COULIBALY Baye	
19	FW	BARRY Mahamoud	

SUBSTITUTES

16	GK	SIDIBE Diaguine	
21	GK	DOUMBIA Seriba	
7	MF	SISSOKO Modibo	
9	FW	LEINTU Salif Noah	
12	DF	KONE Gaoussou	↑ 90+7'
13	FW	TRAORE Badra	
14	MF	THIERO Ousmane	↑ 64'
18	DF	DIOP Moussa Massire	↑ 64'
20	FW	DIARRA Ousmane	



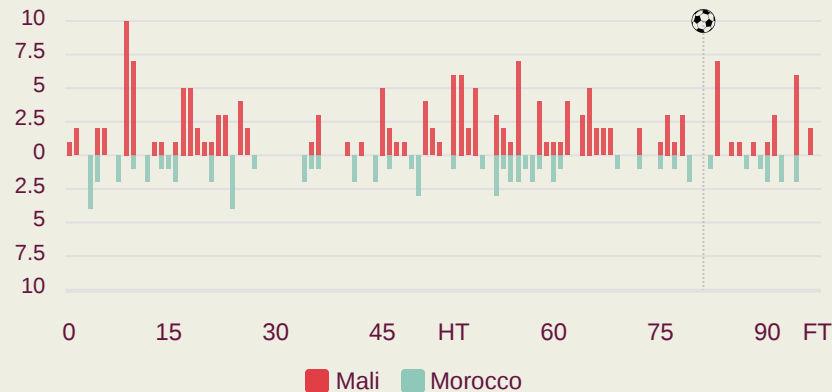
STARTING

BENRHOZIL Taha	GK	1		
KOUTOUNE Hamza	DF	2		
51'	ZAHOUANI Fouad	DF	3	
45'	CHAIKHOUN Ayoub	MF	4	
(C) AIT BOUDLAL Abdelhamid	DF	5		
64'	58'	AKOUMI Mehdi	MF	6
45'	ALAOUI Anas	FW	7	
CHLAGHMO Saifdine	DF	13		
MAALI Abdelhamid	MF	17		
85'	HAMONY Mohamed	DF	18	
85'	BAKHITY Smail	DF	19	

SUBSTITUTES

JLID Hamza	GK	12	
EZZARHOUNI Mohamed Amine	GK	21	
64'	BOUFANDAR Adam	MF	8
45'	AZAOUZI Nassim	DF	9
85'	NAZIH Imran	MF	10
85'	OUAZANE Zakaria	FW	11
EL AISSATI Yasser	DF	14	
EL HANNACH Naoufel	DF	15	
45'	ENNAIR Ayman	FW	16

Distribution in the Final Third



Match Summary - Key Statistics



Possession

Total	51.7%	14.4%	33.9%	Total
1	Goals			0
19 (5)	Attempts at Goal (On Target)			5 (0)
478 (402)	Total Passes (Complete)			308 (205)
84 %	Pass Completion %			67 %
103	Completed Line Breaks			79
4	Defensive Line Breaks			4
134	Receptions in the Final Third			59
13	Crosses			10
32	Ball Progressions			17
160 (50)	Defensive Pressures Applied (Direct Pressures)			244 (60)
64	Forced Turnovers			67
104	Second Balls			104
109.8 km	Total Distance Covered			114.3 km
6.6 km	Zone 4 - Low Speed Sprinting: 20-25 km/h			6.7 km



Phases of Play



IN POSSESSION



OUT OF POSSESSION



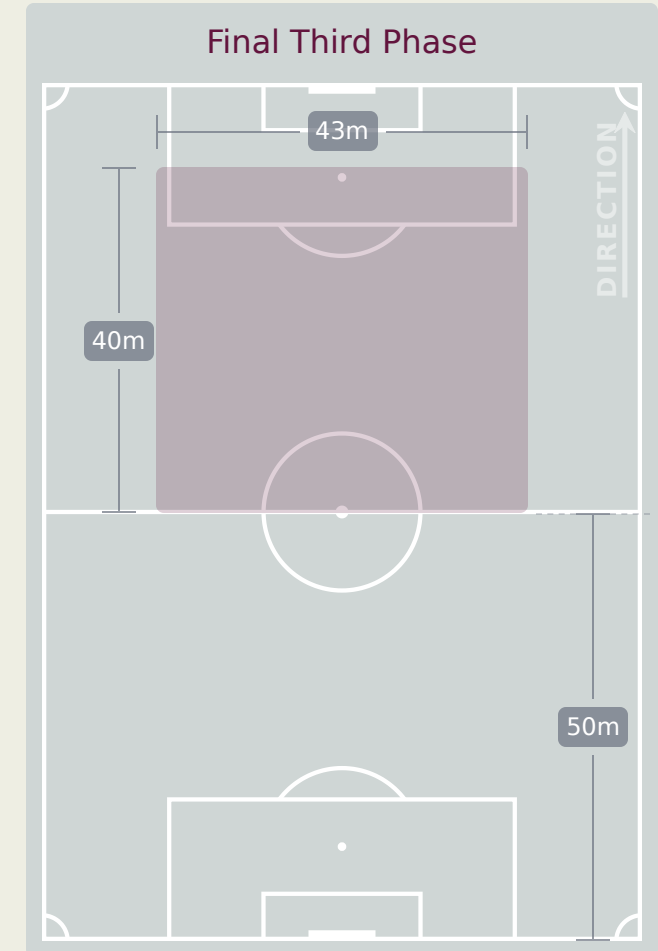
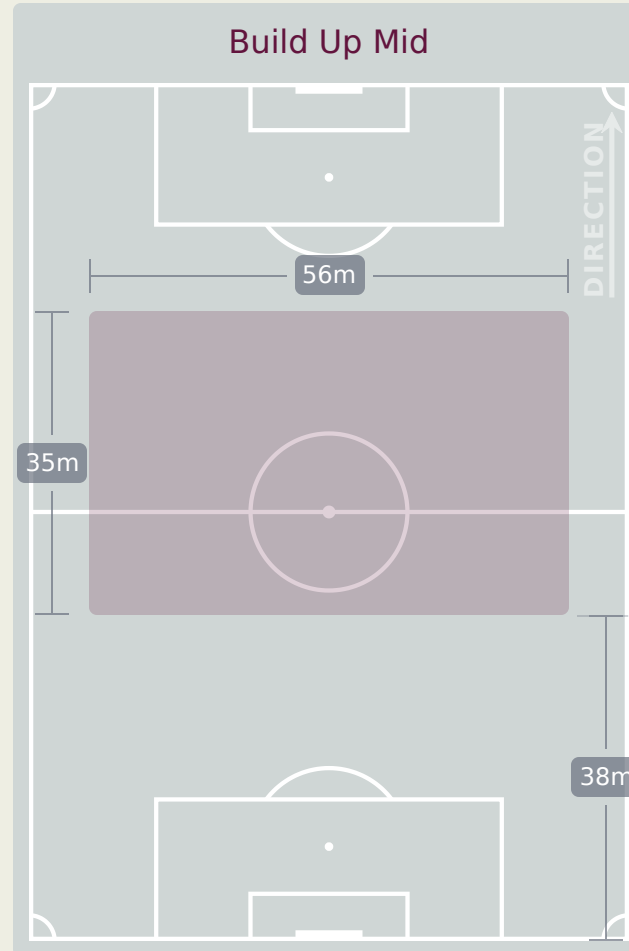
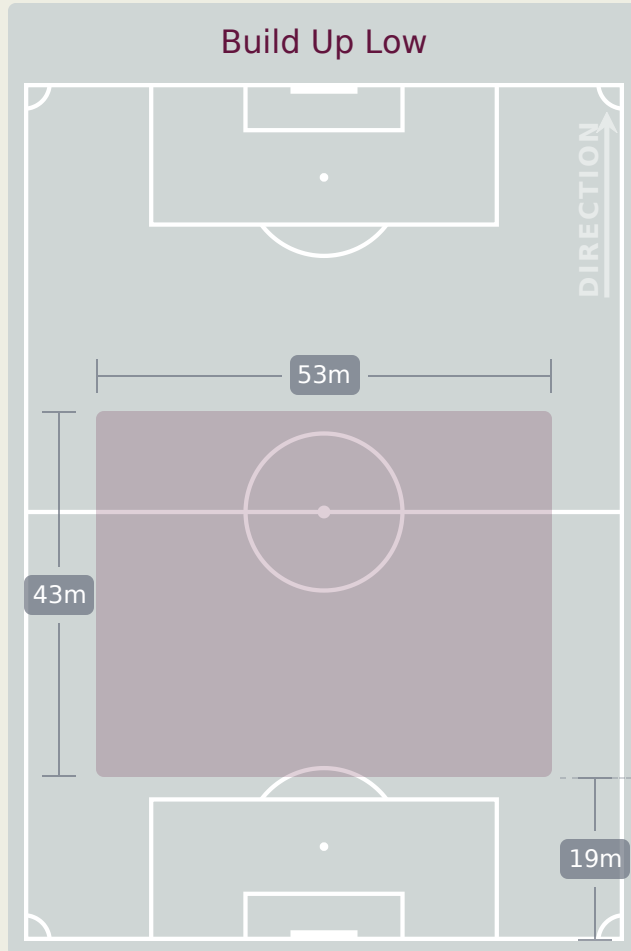
IN POSSESSION



Mali v Morocco

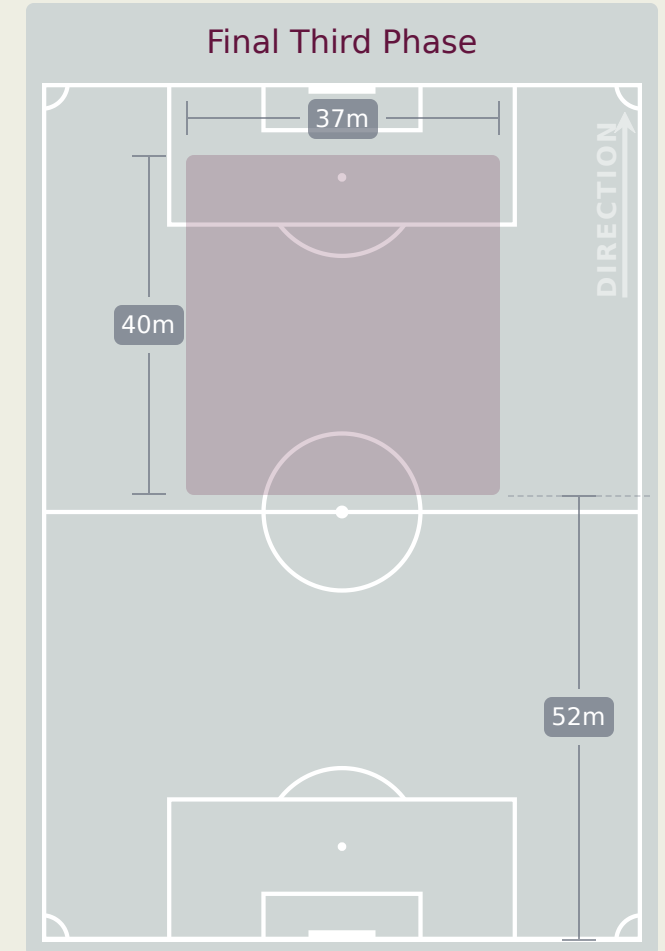
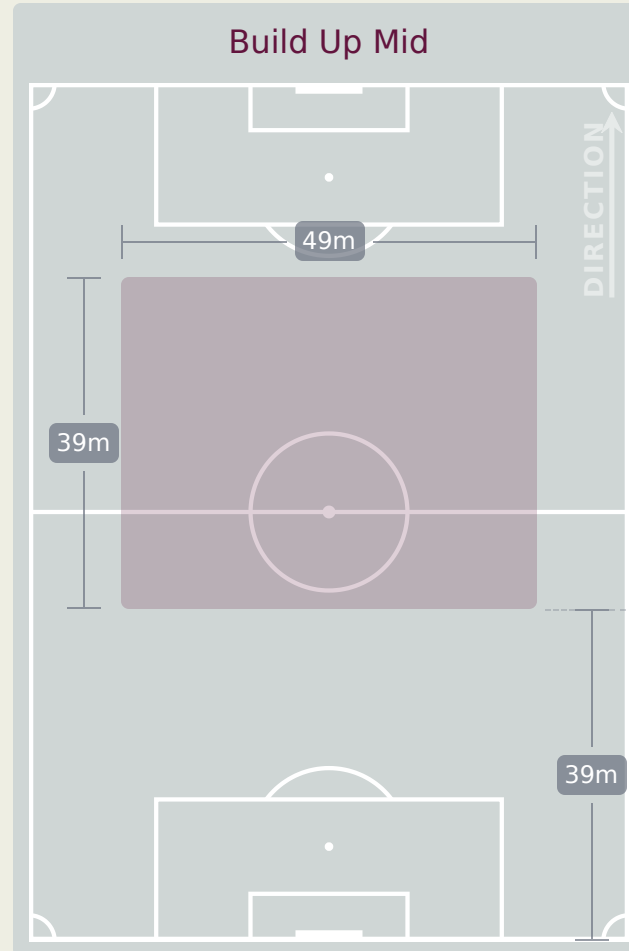
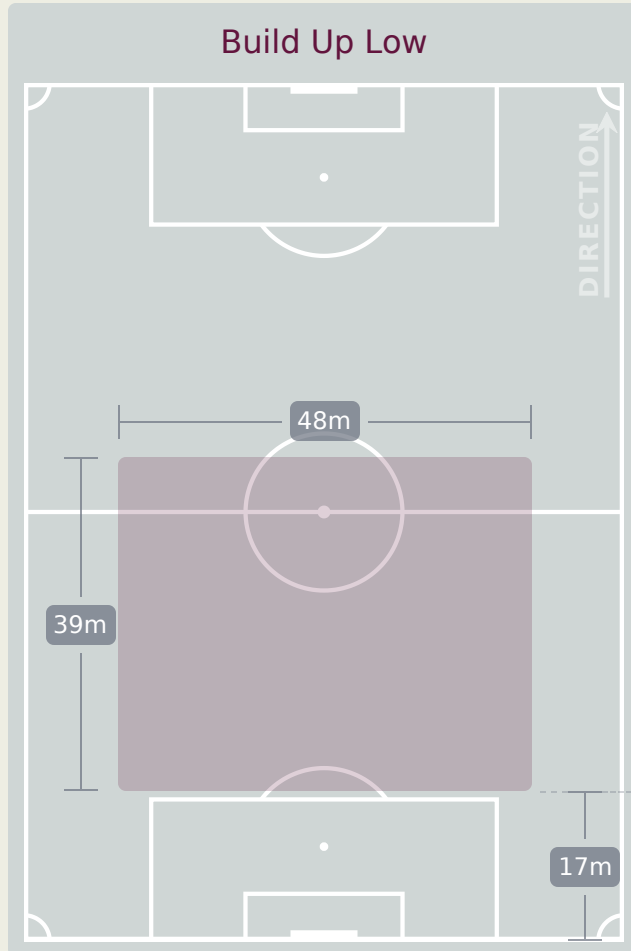


In Possession Line Height & Team Length



In Possession Line Height & Team Length

Morocco



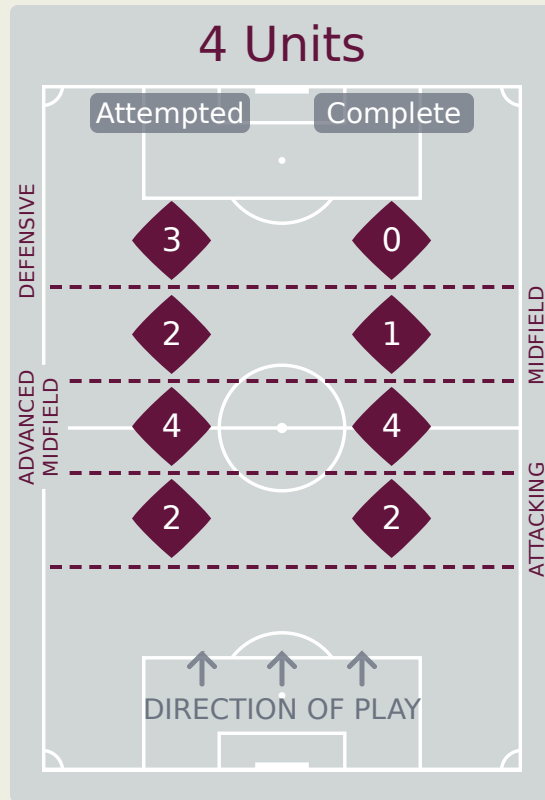
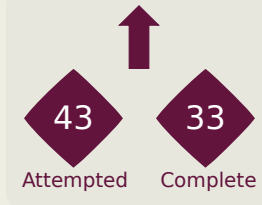
Line Breaks



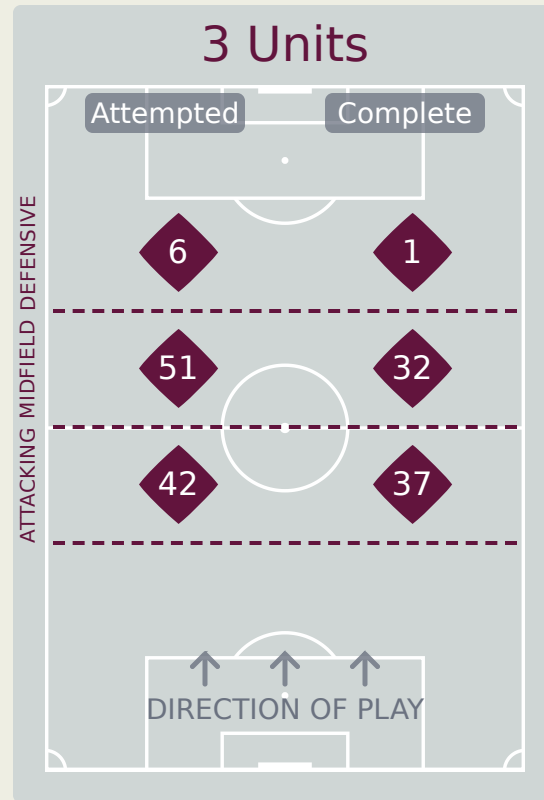
Mali

Attempted Line Breaks

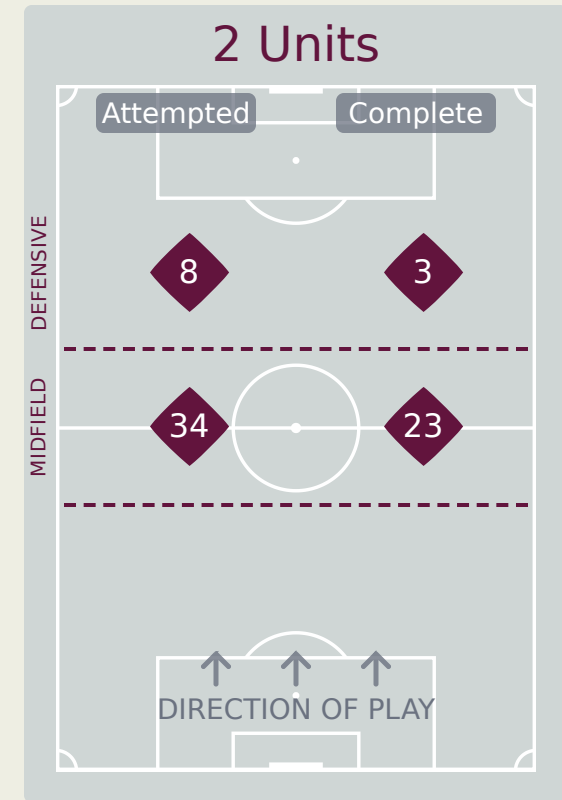
152



Attempted Line Breaks	11
Inside Shape	5
Outside Shape	6



Attempted Line Breaks	99
Inside Shape	51
Outside Shape	48



Attempted Line Breaks	42
Inside Shape	30
Outside Shape	12

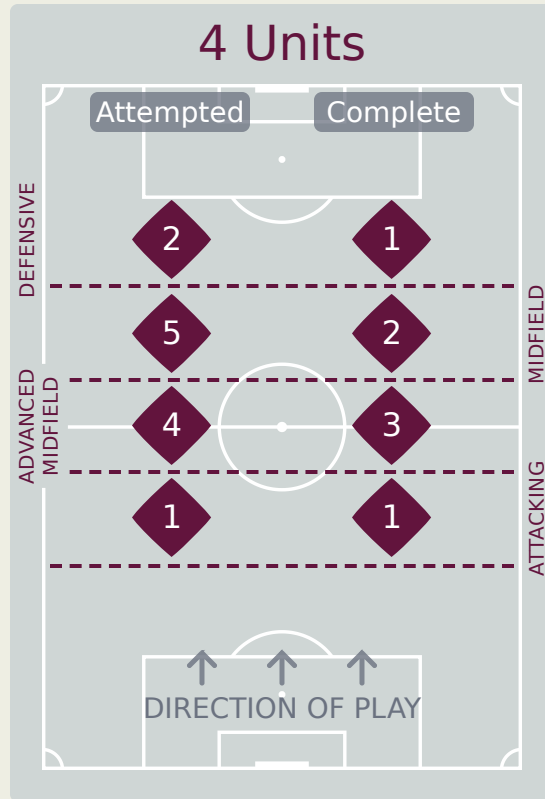
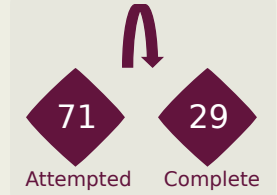
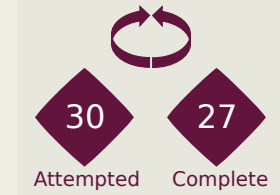
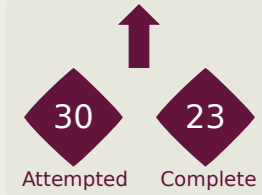
Line Breaks



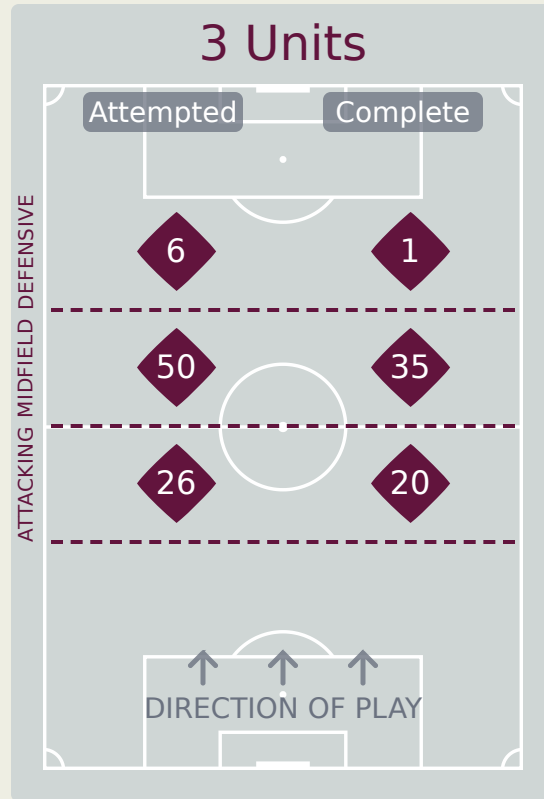
Morocco

Attempted Line Breaks

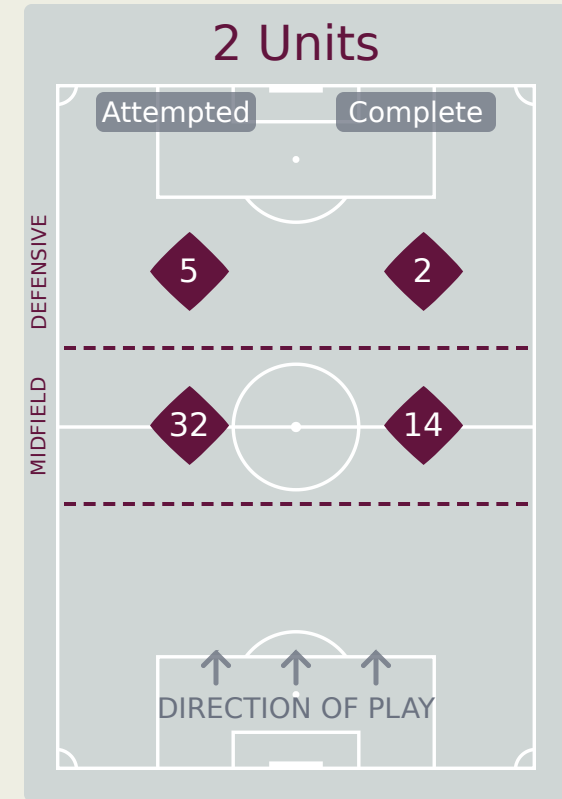
131



Attempted Line Breaks	12
Inside Shape	5
Outside Shape	7



Attempted Line Breaks	82
Inside Shape	57
Outside Shape	25



Attempted Line Breaks	37
Inside Shape	32
Outside Shape	5



Line Breaks

					4 Units				3 Units			2 Units		Direction			Distribution Type		
#	Player	Line Breaks Attempted	Line Breaks Completed	Line Break Completion %	Attacking Line	Attacking Midfield Line	Midfield Line	Defensive Line	Attacking Line	Midfield Line	Defensive Line	Midfield Line	Defensive Line	Through	Around	Over	Pass	Cross	Ball Progression
1	KONE Bourama	10	8	80%	0	1	1	0	4	1	0	3	0	2	0	8	10	0	0
2	TRAORE Moussa	16	12	75%	1	0	0	0	5	4	1	5	0	1	2	13	14	1	1
3	MAKALOU Hamidou	23	14	60%	0	1	0	1	3	7	0	8	3	10	7	6	20	2	1
4	SANOGO Souleymane	18	14	77%	1	1	0	1	5	6	1	3	0	7	5	6	18	0	0
5	TRAORE Issa	13	5	38%	0	0	0	0	3	9	1	0	0	1	4	8	12	0	1
6	KONE Sekou	16	14	87%	0	0	0	0	7	3	0	6	0	10	2	4	15	0	1
8	DIARRA Ibrahim	8	4	50%	0	1	0	1	0	2	1	0	3	1	7	0	5	0	3
10	TIA Ange Martial	7	6	85%	0	0	0	0	3	2	0	1	1	2	5	0	6	0	1
11	KANATE Ibrahim	2	1	50%	0	0	0	0	0	2	0	0	0	1	0	1	2	0	0
15	COULIBALY Baye	14	9	64%	0	0	1	0	8	2	0	3	0	0	8	6	13	0	1
19	BARRY Mahamoud	13	9	69%	0	0	0	0	0	8	1	3	1	6	4	3	11	0	2
14	THIERO Ousmane	6	3	50%	0	0	0	0	1	2	1	2	0	1	3	2	6	0	0
18	DIOP Moussa Massire	6	4	66%	0	0	0	0	3	3	0	0	0	1	3	2	6	0	0

Line Breaks

Morocco



					4 Units				3 Units			2 Units		Direction			Distribution Type		
#	Player	Line Breaks Attempted	Line Breaks Completed	Line Break Completion %	Attacking Line	Attacking Midfield Line	Midfield Line	Defensive Line	Attacking Line	Midfield Line	Defensive Line	Midfield Line	Defensive Line	Through	Around	Over	Pass	Cross	Ball Progression
1	BENRHOZIL Taha	22	9	40%	0	1	1	0	5	10	2	3	0	0	0	22	22	0	0
2	KOUTOUNE Hamza	31	16	51%	1	1	0	0	4	15	0	8	2	2	5	24	30	1	0
3	ZAHOUANI Fouad	12	8	66%	0	1	1	0	1	2	0	5	2	1	5	6	12	0	0
4	CHAIKHOUN Ayoub	3	3	100%	0	0	1	0	0	2	0	0	0	1	2	0	3	0	0
5	AIT BOUDDLAL Abdelhamid	5	3	60%	0	1	0	0	3	1	0	0	0	2	1	2	5	0	0
6	AKOUMI Mehdi	9	7	77%	0	0	0	0	3	3	1	2	0	4	4	1	9	0	0
7	ALAOUI Anas	0	0	0%	0	0	0	0	0	0	0	0	0	0	0	0	0	0	0
13	CHLAGHMO Saifdine	8	6	75%	0	0	0	0	5	3	0	0	0	2	3	3	8	0	0
17	MAALI Abdelhamid	20	15	75%	0	0	0	1	2	8	1	7	1	10	5	5	18	1	1
18	HAMONY Mohamed	6	4	66%	0	0	1	0	1	3	0	1	0	1	3	2	4	0	2
19	BAKHTY Smail	11	7	63%	0	0	0	1	2	3	0	5	0	5	1	5	10	1	0
8	BOUFANDAR Adam	1	0	0%	0	0	0	0	0	0	1	0	0	0	0	1	1	0	0
9	AZAOUZI Nassim	0	0	0%	0	0	0	0	0	0	0	0	0	0	0	0	0	0	0
10	NAZIH Imran	1	0	0%	0	0	0	0	0	0	0	1	0	1	0	0	1	0	0
11	OUAZANE Zakaria	0	0	0%	0	0	0	0	0	0	0	0	0	0	0	0	0	0	0
16	ENNAIR Ayman	2	1	50%	0	0	1	0	0	0	1	0	0	1	1	0	1	0	1



Passing Networks

#	Passes From ↓ to →	KONE Bourama	TRAORE Moussa	MAKALOU Hamidou	SANOGO Souleymane	TRAORE Issa	KONE Sekou	DIARRA Ibrahim	TIA Ange Martial	KANATE Ibrahim	COULIBALY Baye	BARRY Mahamoud	KONE Gaoussou	THIERO Ousmane	DIOP Moussa Massire
1	KONE Bourama	10	2	0	0	8	1	2	1	1	7	2	0	0	1
2	TRAORE Moussa	3	10	6	0	3	2	1	2	1	3	2	0	2	0
3	MAKALOU Hamidou	0	1	10	3	3	2	4	3	4	0	11	0	1	0
4	SANOGO Souleymane	0	0	2	10	0	2	10	4	1	10	0	0	1	2
5	TRAORE Issa	0	7	3	0	10	3	0	1	0	11	2	0	2	1
6	KONE Sekou	0	3	7	5	3	10	4	3	2	4	4	0	0	0
8	DIARRA Ibrahim	0	0	2	6	0	3	10	9	1	3	3	0	0	3
10	TIA Ange Martial	0	1	6	2	3	4	8	10	4	4	2	0	0	0
11	KANATE Ibrahim	0	1	5	2	0	0	1	6	10	0	1	0	0	1
15	COULIBALY Baye	10	0	2	10	12	4	6	8	0	10	0	0	0	3
19	BARRY Mahamoud	1	4	4	0	0	1	2	3	5	2	10	0	5	1
12	KONE Gaoussou	0	0	0	0	0	0	0	0	0	0	0	10	0	0
14	THIERO Ousmane	0	4	0	0	0	0	2	0	1	2	5	0	10	2
18	DIOP Moussa Massire	0	0	1	4	1	0	5	0	0	1	1	0	3	10

Top 5 Player to Player Passers		
Player	Passed To	% of Total Team Passes
COULIBALY Baye	TRAORE Issa	3.2%
MAKALOU Hamidou	BARRY Mahamoud	2.9%
TRAORE Issa	COULIBALY Baye	2.9%
SANOGO Souleymane	COULIBALY Baye	2.7%
SANOGO Souleymane	DIARRA Ibrahim	2.7%

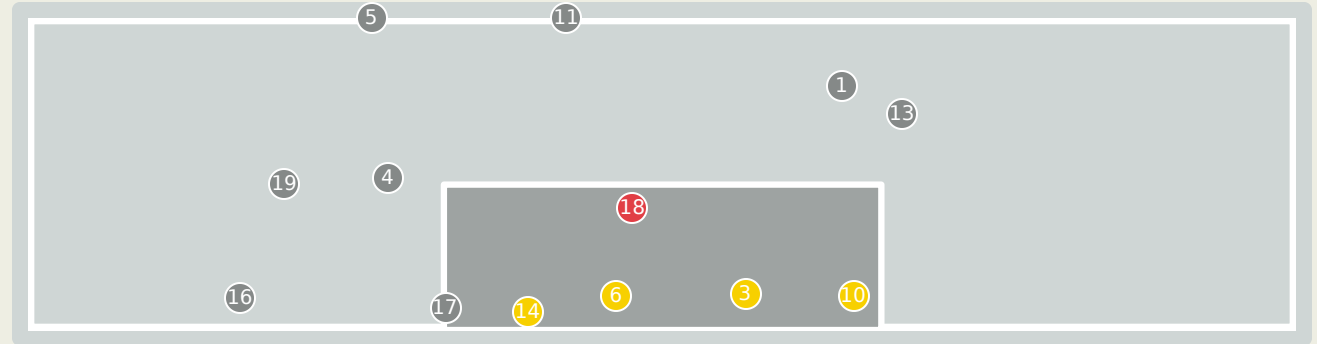
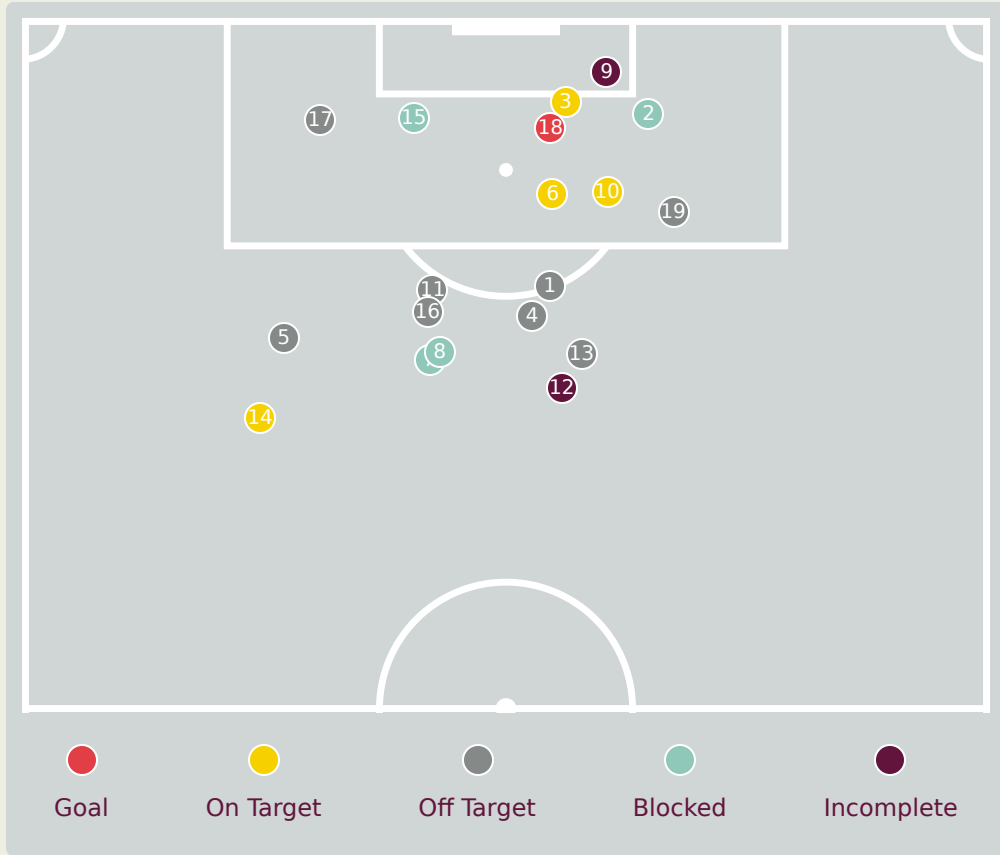
Passing Networks








#	Passes From ↓ to →	BENRHOZIL Taha	KOUTOUNE Hamza	ZAHOUANI Fouad	CHAIKHOUN Ayoub	AIT BOUDDLAL Abdelhamid	AKOUMI Mehdi	ALAOUI Anas	CHLAGHMO Saifdine	MAALI Abdelhamid	HAMONY Mohamed	BAKHTY Smail	BOUFANDAR Adam	AZAOUZI Nassim	NAZIH Imran	OUAZANE Zakaria	ENNAIR Ayman
1	BENRHOZIL Taha	0	1	1	0	1	1	1	2	2	0	0	0	0	0	0	0
2	KOUTOUNE Hamza	0	0	0	1	2	1	1	3	4	0	1	0	2	0	0	1
3	ZAHOUANI Fouad	1	0	0	0	0	1	1	1	2	5	0	0	0	0	0	0
4	CHAIKHOUN Ayoub	0	1	0	0	0	0	3	1	2	1	1	0	0	0	0	0
5	AIT BOUDDLAL Abdelhamid	4	0	2	0	0	0	0	5	1	1	0	1	0	0	0	0
6	AKOUMI Mehdi	0	2	1	2	0	0	0	0	8	2	2	0	0	0	0	0
7	ALAOUI Anas	0	0	0	2	0	2	0	0	2	1	0	0	0	0	0	0
13	CHLAGHMO Saifdine	4	5	1	0	3	1	0	0	1	1	0	1	1	1	0	0
17	MAALI Abdelhamid	0	3	1	1	0	6	0	1	0	8	1	1	2	1	2	3
18	HAMONY Mohamed	0	1	1	5	0	1	0	2	2	0	2	0	1	0	0	2
19	BAKHTY Smail	0	1	0	1	0	2	1	0	4	1	0	0	1	0	0	1
8	BOUFANDAR Adam	0	1	0	0	2	0	0	1	1	0	1	0	0	0	0	0
9	AZAOUZI Nassim	0	0	0	0	0	1	0	0	2	1	1	2	0	0	0	0
10	NAZIH Imran	0	0	0	0	0	0	0	0	0	0	0	0	0	0	0	0
11	OUAZANE Zakaria	0	0	0	0	0	0	0	0	0	0	0	0	0	0	0	0
16	ENNAIR Ayman	0	1	0	0	0	0	0	0	2	0	2	1	2	0	0	0

Top 5 Player to Player Passers		
Player	Passed To	% of Total Team Passes
AKOUMI Mehdi	MAALI Abdelhamid	4.4%
MAALI Abdelhamid	HAMONY Mohamed	4.4%
MAALI Abdelhamid	AKOUMI Mehdi	3.3%
ZAHOUANI Fouad	HAMONY Mohamed	2.7%
AIT BOUDDLAL Abdelhamid	CHLAGHMO Saifdine	2.7%

Attempts at Goal



Key	Outcome	Shots
	Goals	1
	On Target	4
	Off Target	8
	Blocked	4
	Incomplete	2



Attempts at Goal


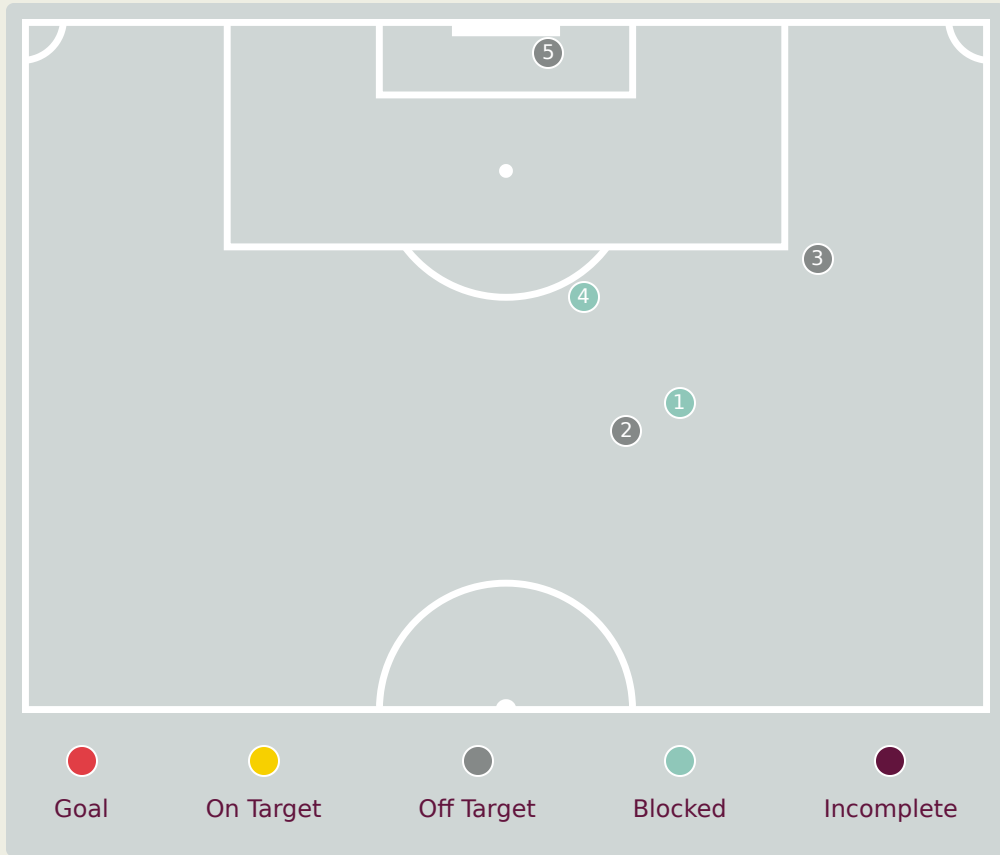
Time	Player	Outcome	Body Part	Delivery Type
2	10 TIA Ange Martial	Off Target	Right Foot	Loose Ball
6	10 TIA Ange Martial	Incomplete - Blocked	Right Foot	Pass
6	11 KANATE Ibrahim	On Target - Saved	Right Foot	Loose Ball
6	3 MAKALOU Hamidou	Off Target	Right Foot	Loose Ball
9	3 MAKALOU Hamidou	Deflected Off Target - Defensive Event	Right Foot	Pass
10	10 TIA Ange Martial	On Target - Saved	Right Foot	Pass
20	5 TRAORE Issa	Incomplete - Blocked	Right Foot	Freekick
20	5 TRAORE Issa	Incomplete - Blocked	Right Foot	Other
25	8 DIARRA Ibrahim	Incomplete - Defensive Event	Left Foot	Pass
36	11 KANATE Ibrahim	On Target - Saved	Right Foot	Pass
40	19 BARRY Mahamoud	Off Target	Right Foot	Pass
52	3 MAKALOU Hamidou	Incomplete	Right Foot	Loose Ball
53	8 DIARRA Ibrahim	Off Target	Left Foot	Pass
55	5 TRAORE Issa	On Target - Saved	Right Foot	Pass
68	19 BARRY Mahamoud	Incomplete - Blocked	Right Foot	Cross
72	18 DIOP Moussa Massire	Off Target	Right Foot	Pass
80	11 KANATE Ibrahim	Deflected Off Target - Defensive Event	Left Foot	Pass

Attempts at Goal

Time	Player	Outcome	Body Part	Delivery Type
80	8 DIARRA Ibrahim	On Target - Goal	Left Foot	Other
83	8 DIARRA Ibrahim	Off Target	Left Foot	Pass



Attempts at Goal



Key	Outcome	Shots
●	Goals	0
●	On Target	0
●	Off Target	3
●	Blocked	2
●	Incomplete	0

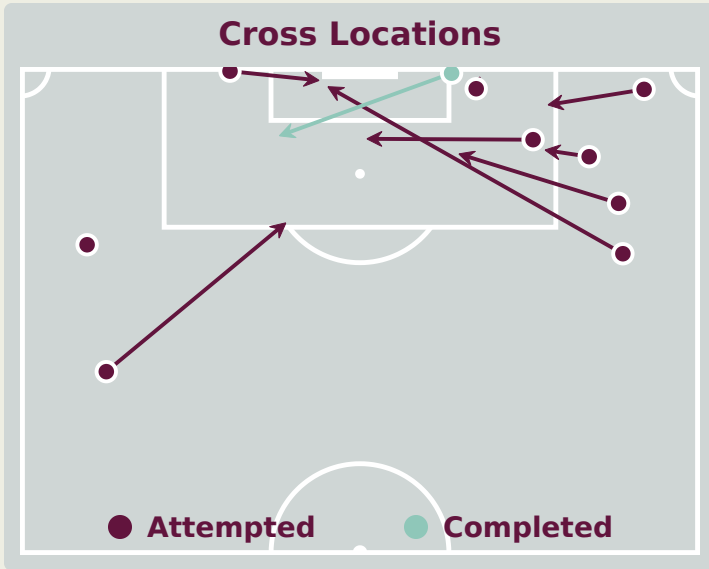
Attempts at Goal

Morocco

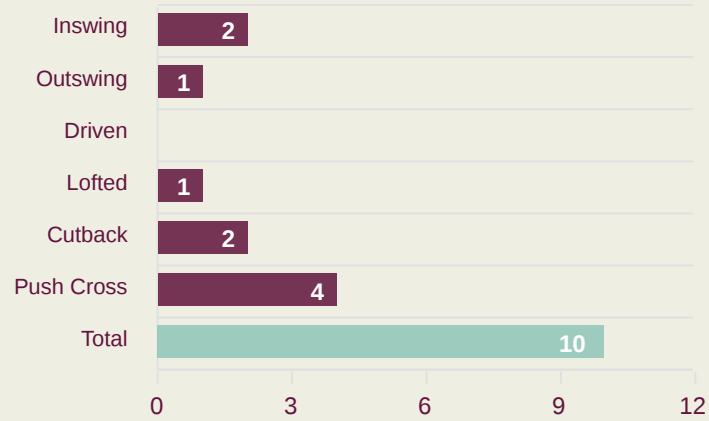
Time	Player	Outcome	Body Part	Delivery Type
5	19 BAKHTY Smail	Incomplete - Blocked	Right Foot	Pass
49	19 BAKHTY Smail	Off Target	Right Foot	Other
51	17 MAALI Abdelhamid	Off Target	Left Foot	Loose Ball
60	18 HAMONY Mohamed	Incomplete - Blocked	Right Foot	Loose Ball
90	8 BOUFANDAR Adam	Off Target	Head	Pass



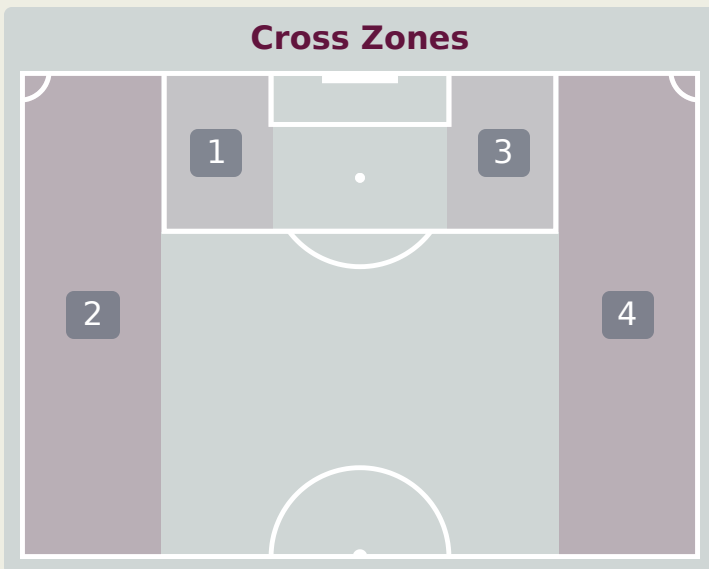
Crosses (Open Play)



Delivery Type



#	Player	Inswing	Outswing	Driven	Lofted	Cutback	Push Cross	Total Attempted
1	KONE Bourama	0	0	0	0	0	0	0
2	TRAORE Moussa	1	0	0	0	0	0	1
3	MAKALOU Hamidou	1	1	0	0	0	0	2
4	SANOGO Souleymane	0	0	0	1	0	2	3
5	TRAORE Issa	0	0	0	0	0	0	0
6	KONE Sekou	0	0	0	0	0	0	0
8	DIARRA Ibrahim	0	0	0	0	2	1	3
10	TIA Ange Martial	0	0	0	0	0	0	0
11	KANATE Ibrahim	0	0	0	0	0	1	1
15	COULIBALY Baye	0	0	0	0	0	0	0
19	BARRY Mahamoud	0	0	0	0	0	0	0
14	THIERO Ousmane	0	0	0	0	0	0	0
18	DIOP Moussa Massire	0	0	0	0	0	0	0



Attempted

10

Completed

1

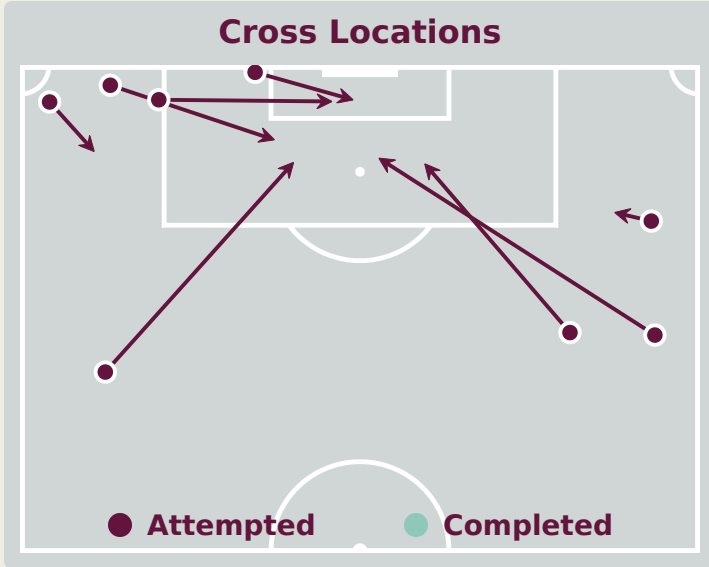
Most Crosses Attempted

3

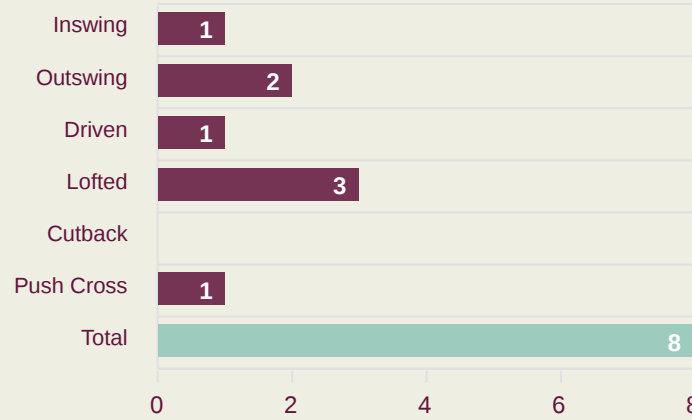
DIARRA Ibrahim
ATTACKING MIDFIELD RIGHT



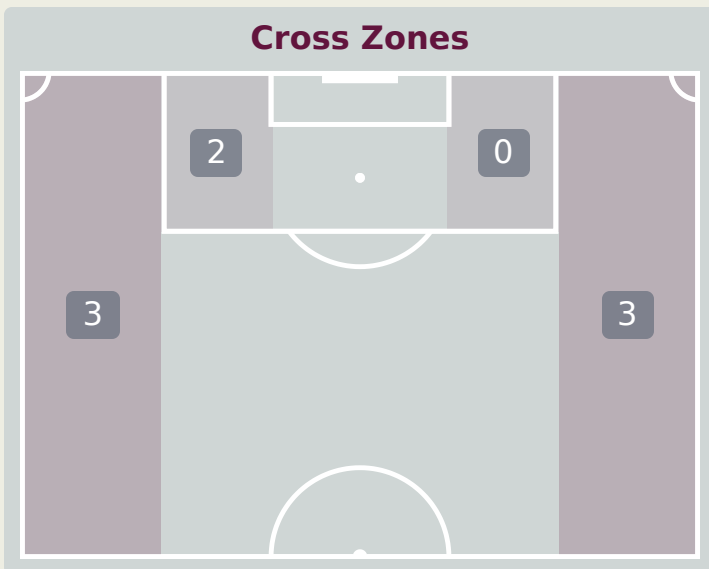
Crosses (Open Play)



Delivery Type



#	Player	Inswing	Outswing	Driven	Lofted	Cutback	Push Cross	Total Attempted
1	BENRHOZIL Taha	0	0	0	0	0	0	0
2	KOUTOUNE Hamza	0	1	0	1	0	0	2
3	ZAHOUANI Fouad	0	1	0	0	0	0	1
4	CHAIKHOUN Ayoub	1	0	0	0	0	0	1
5	AIT BOUDDLAL Abdelhamid	0	0	0	0	0	0	0
6	AKOUMI Mehdi	0	0	0	0	0	0	0
7	ALAOUI Anas	0	0	0	0	0	0	0
13	CHLAGHMO Saifdine	0	0	0	0	0	0	0
17	MAALI Abdelhamid	0	0	0	0	0	0	0
18	HAMONY Mohamed	0	0	0	1	0	0	1
19	BAKHTY Smail	0	0	0	1	0	0	1
8	BOUFANDAR Adam	0	0	0	0	0	0	0
9	AZAOUZI Nassim	0	0	0	0	0	0	0
10	NAZIH Imran	0	0	0	0	0	0	0
11	OUAZANE Zakaria	0	0	1	0	0	0	1
16	ENNAIR Ayman	0	0	0	0	0	1	1



Attempted

8

Completed

0

Most Crosses Attempted

2

KOUTOUNE Hamza
RIGHT BACK



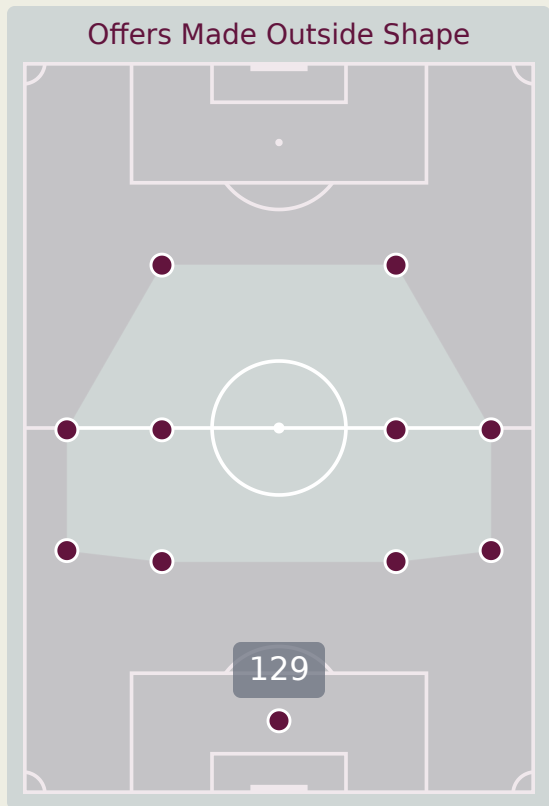
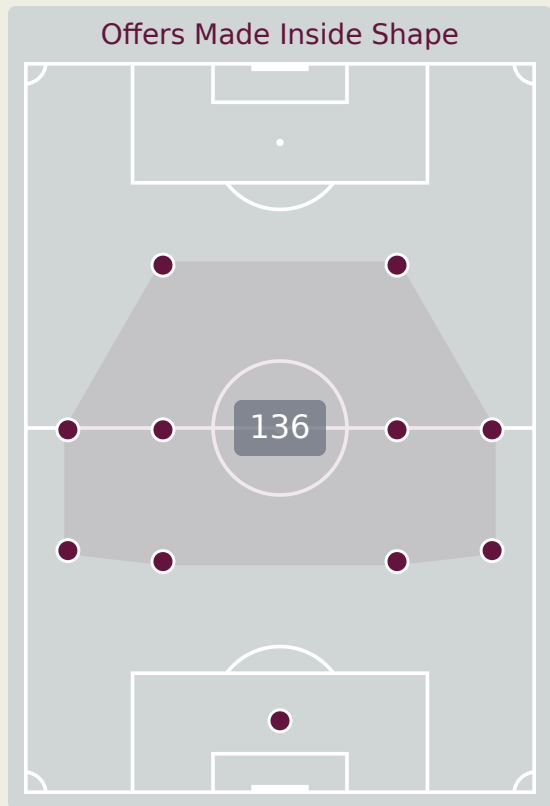
Offering to Receive

265
Total Offers Made

103
Total Offers Received

Most Offers
50
KANATE Ibrahim
CENTRE FORWARD

148
Offers Made in Final Third



91
Offers Made in Middle Third

26
Offers Made in Defensive Third

#	Player	Offers Made	Offers Received	% Made & Received
1	KONE Bourama	6	3	50%
2	TRAORE Moussa	10	4	40%
3	MAKALOU Hamidou	39	14	35.9%
4	SANOGO Souleymane	11	2	18.2%
5	TRAORE Issa	0	0	0%
6	KONE Sekou	11	5	45.5%
8	DIARRA Ibrahim	38	17	44.7%
10	TIA Ange Martial	36	13	36.1%
11	KANATE Ibrahim	50	7	14%
15	COULIBALY Baye	16	7	43.8%
19	BARRY Mahamoud	33	20	60.6%
14	THIERO Ousmane	8	5	62.5%
18	DIOP Moussa Massire	7	6	85.7%



Offering to Receive

222

Total Offers Made

65

Total Offers Received

Most Offers

62

MAALI Abdelhamid
RIGHT WINGER

98

Offers Made in Final Third

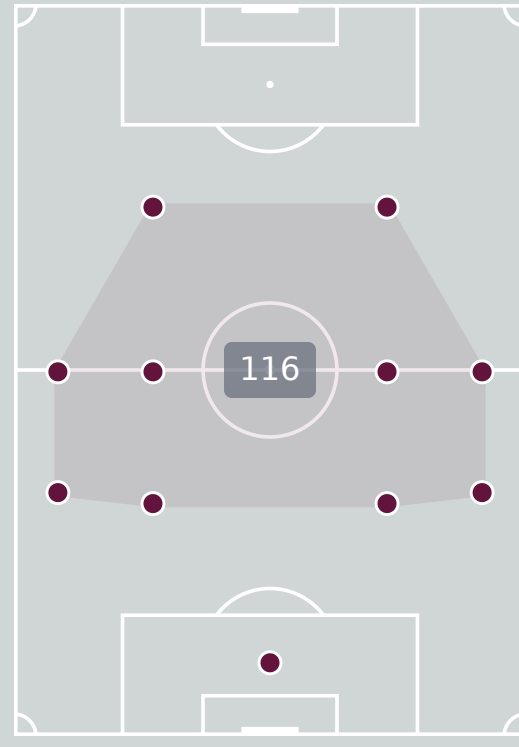
97

Offers Made in Middle Third

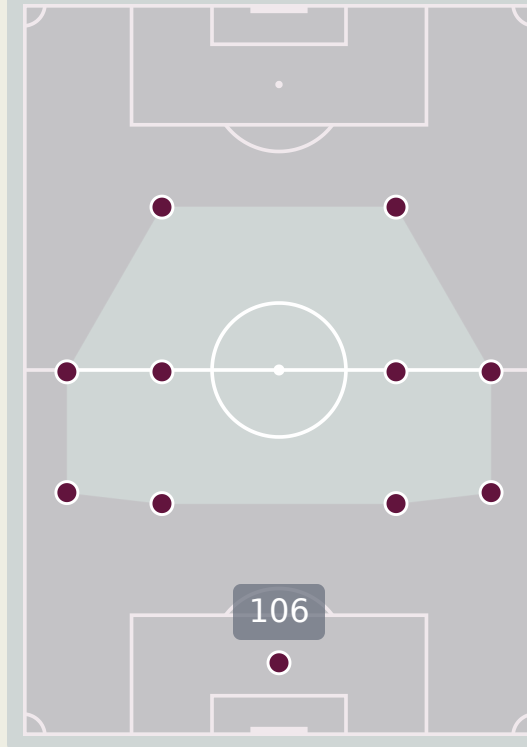
27

Offers Made in Defensive Third

Offers Made Inside Shape



Offers Made Outside Shape



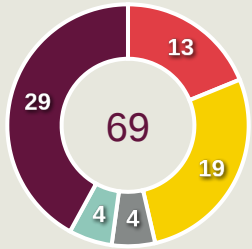
#	Player	Offers Made	Offers Received	% Made & Received
1	BENRHOZIL Taha	3	3	100%
2	KOUTOUNE Hamza	4	1	25%
3	ZAHOUANI Fouad	2	1	50%
4	CHAIKHOUN Ayoub	24	4	16.7%
5	AIT BOUDDLAL Abdelhamid	6	1	16.7%
6	AKOUMI Mehdi	4	1	25%
7	ALAOUI Anas	16	3	18.8%
13	CHLAGHMO Saifdine	3	1	33.3%
17	MAALI Abdelhamid	62	19	30.6%
18	HAMONY Mohamed	34	15	44.1%
19	BAKHTY Smail	15	3	20%
8	BOUFANDAR Adam	1	0	0%
9	AZAOUZI Nassim	14	5	35.7%
10	NAZIH Imran	5	0	0%
11	OUAZANE Zakaria	2	1	50%
16	ENNAIR Ayman	27	7	25.9%



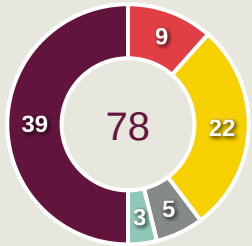
Movement to Receive

Movement Types by Phase

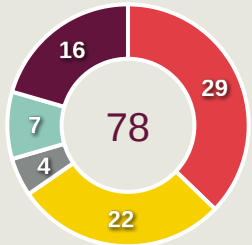
Final Third Phase



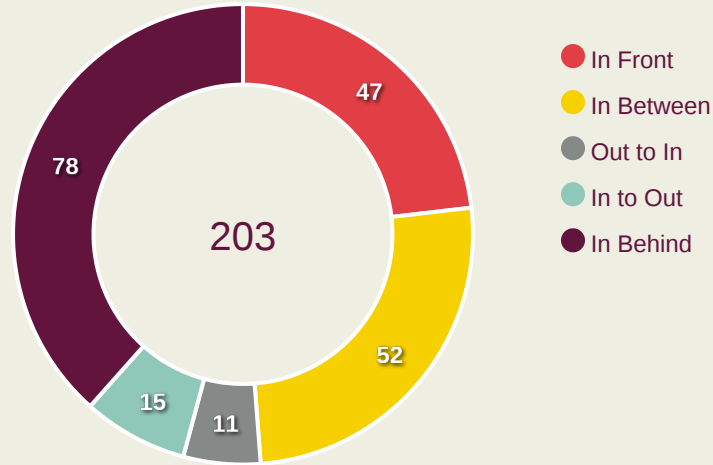
Progression Phase



Build Up Phase



All Movement Types

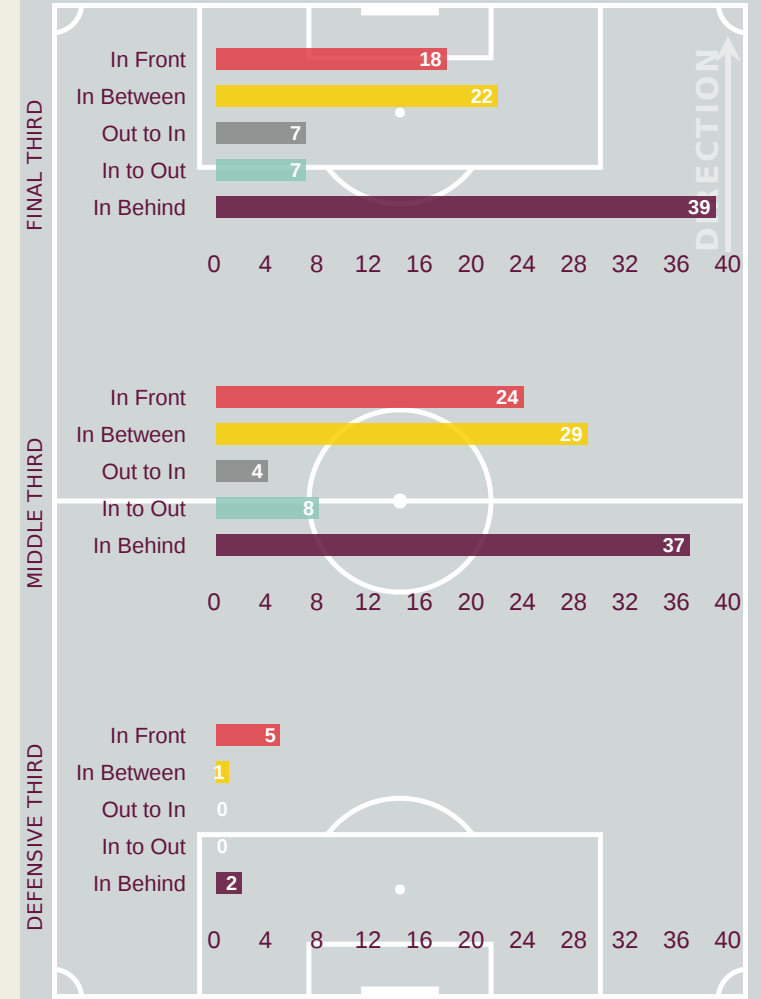


- In Front
- In Between
- Out to In
- In to Out
- In Behind

Top Ranked Players

Type	Player	Movements
In Front	3 MAKALOU Hamidou	10
In Between	11 KANATE Ibrahim	16
Out to In	3 MAKALOU Hamidou	4
In to Out	3 MAKALOU Hamidou	5
In Behind	11 KANATE Ibrahim	31

Movement Types Pitch Third

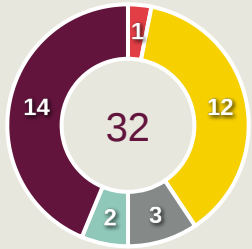




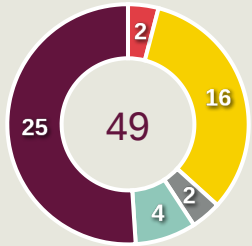
Movement to Receive

Movement Types by Phase

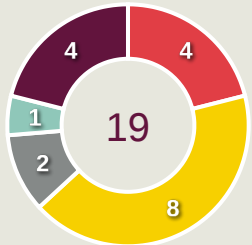
Final Third Phase



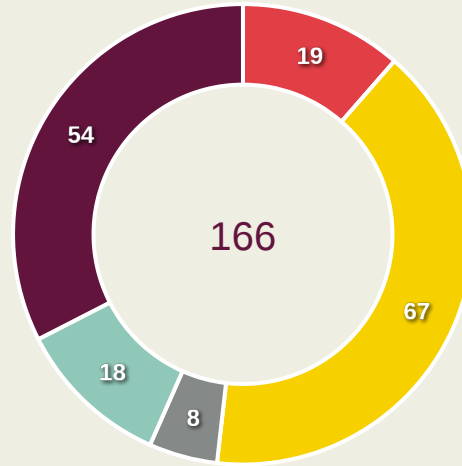
Progression Phase



Build Up Phase



All Movement Types

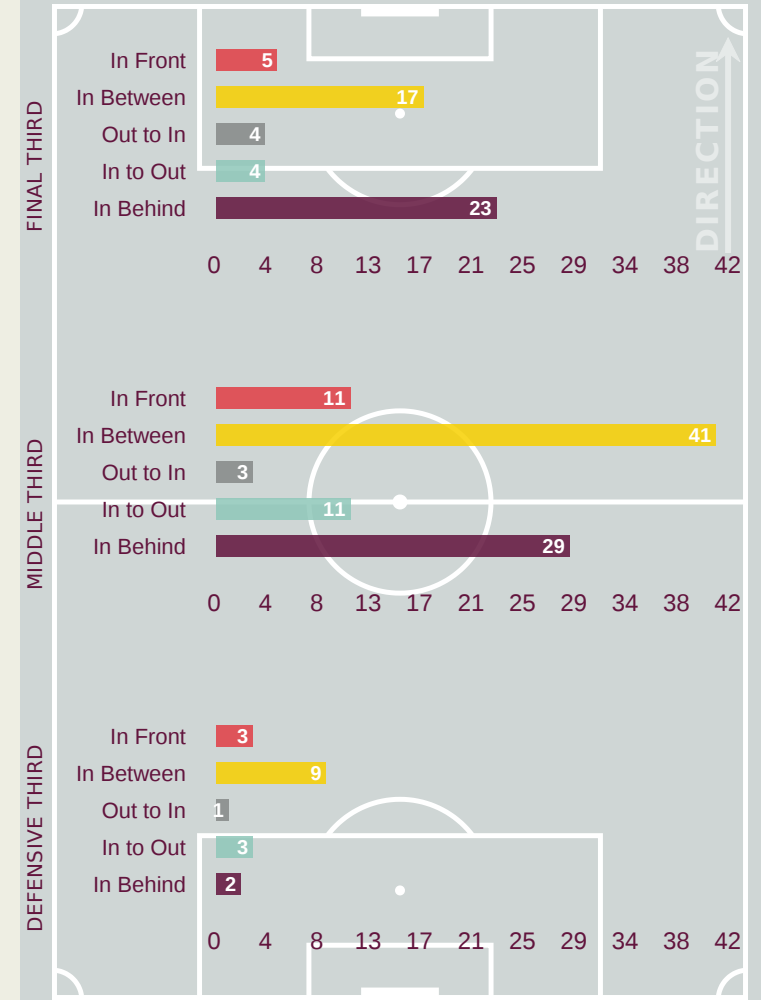


- In Front
- In Between
- Out to In
- In to Out
- In Behind

Top Ranked Players

Type	Player	Movements
In Front	17 MAALI Abdelhamid	5
In Between	17 MAALI Abdelhamid	19
Out to In	17 MAALI Abdelhamid	4
In to Out	17 MAALI Abdelhamid	6
In Behind	16 ENNAIR Ayman	12

Movement Types Pitch Third



OUT OF POSSESSION



U-17 WORLD CUP
INDONESIA 2023



Mali v Morocco





Defensive Actions

64

Forced Turnovers

65

Possession Regained

12

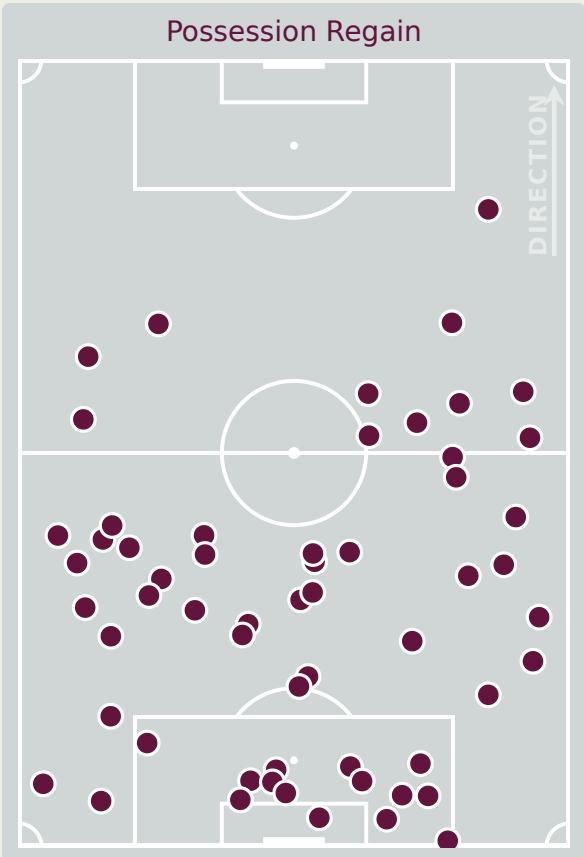
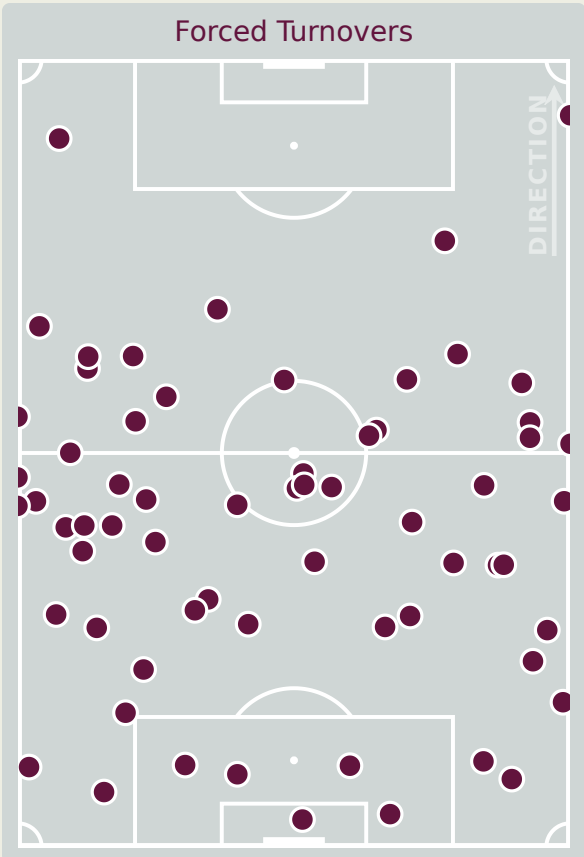
Interceptions

50

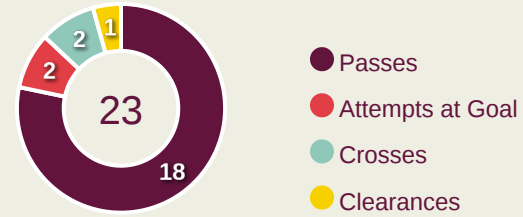
Tackles

3.93

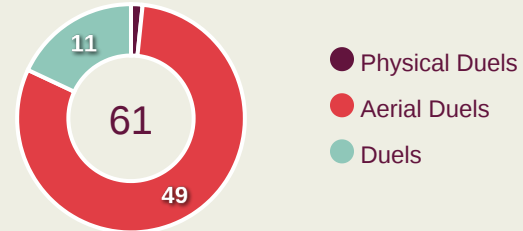
Possession Actions / Defensive Action



Blocks



Possession Contests



Most Possession Regains

10

KONE Bourama
GOALKEEPER

#	Player	Total Possession Regains
1	KONE Bourama	10
2	TRAORE Moussa	7
3	MAKALOU Hamidou	1
4	SANOGO Souleymane	9
5	TRAORE Issa	7
6	KONE Sekou	9
8	DIARRA Ibrahim	2
10	TIA Ange Martial	1
11	KANATE Ibrahim	2
15	COULIBALY Baye	10
19	BARRY Mahamoud	3
14	THIERO Ousmane	2
18	DIOP Moussa Massire	2

Morocco



Defensive Actions

67

Forced Turnovers

71

Possession Regained

11

Interceptions

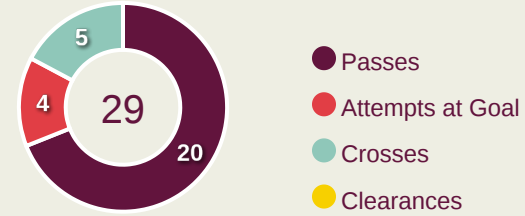
62

Tackles

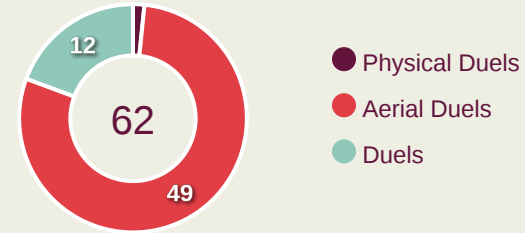
1.98

Possession Actions / Defensive Action

Blocks



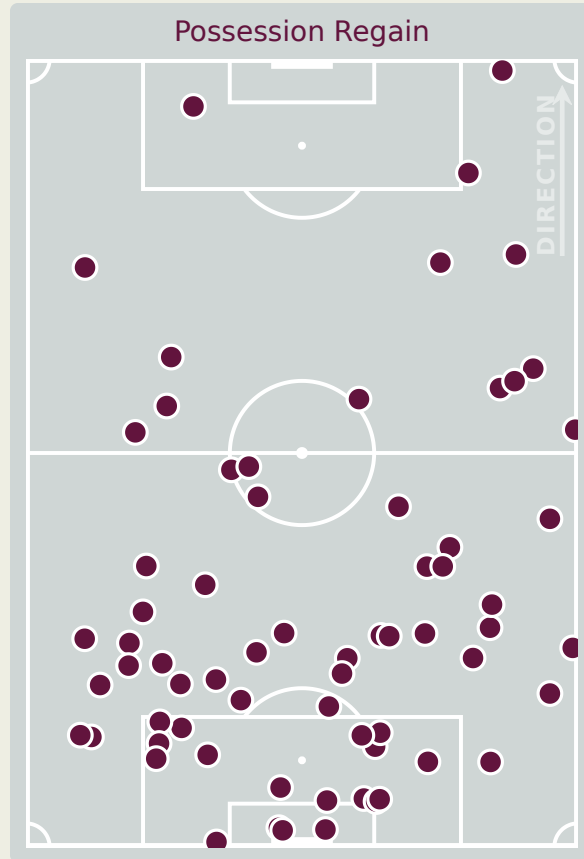
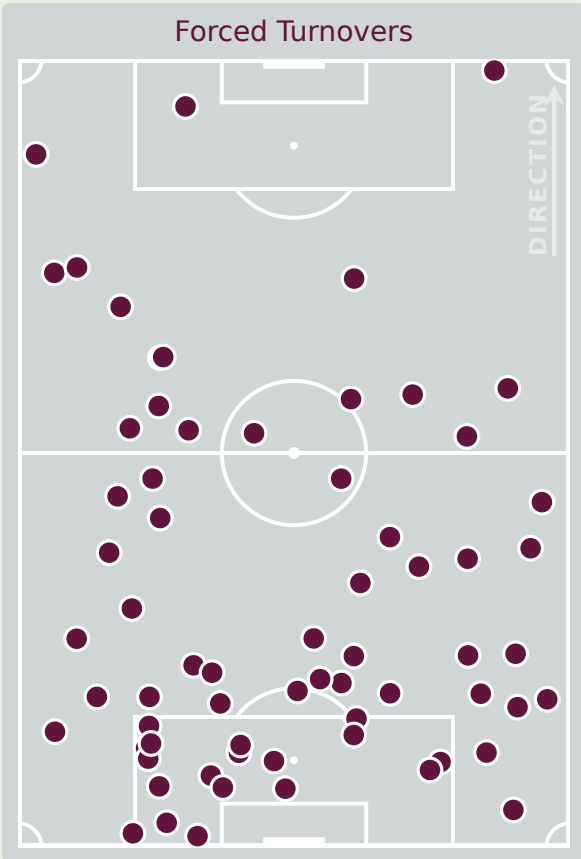
Possession Contests



Most Possession Regains

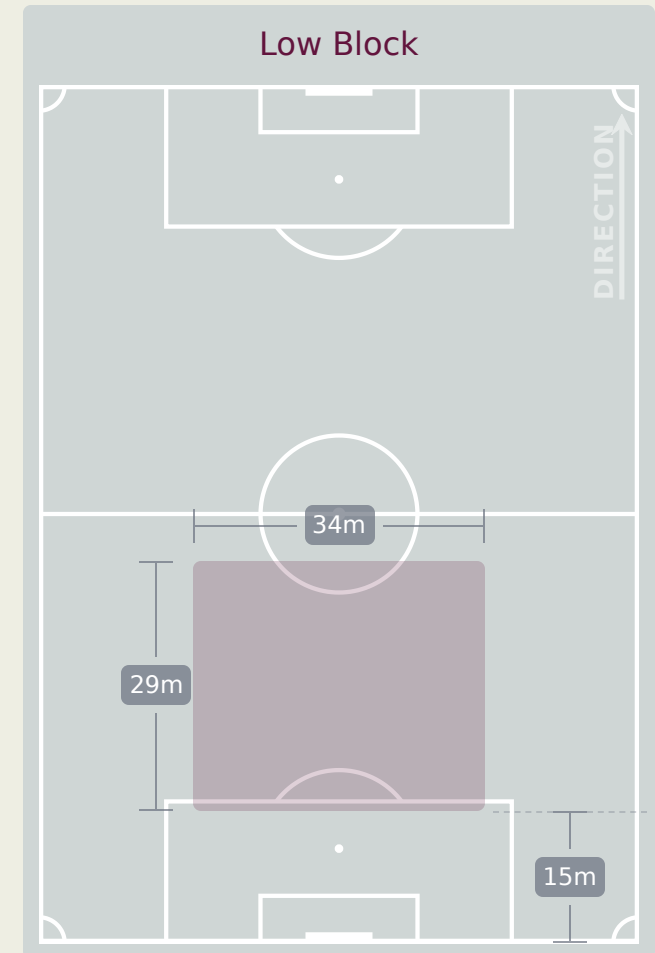
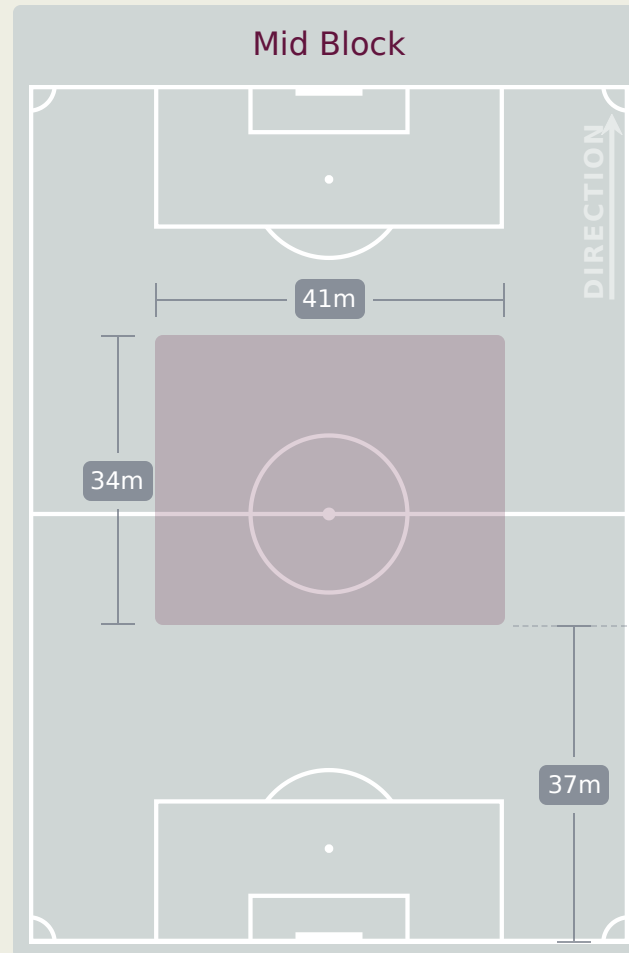
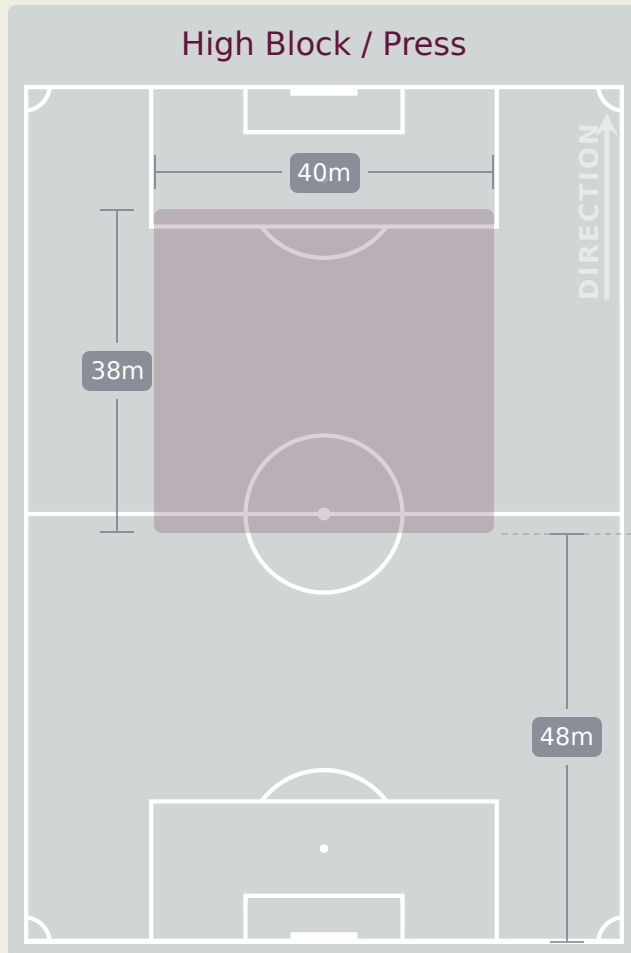
12

BENRHOZIL Taha
GOALKEEPER



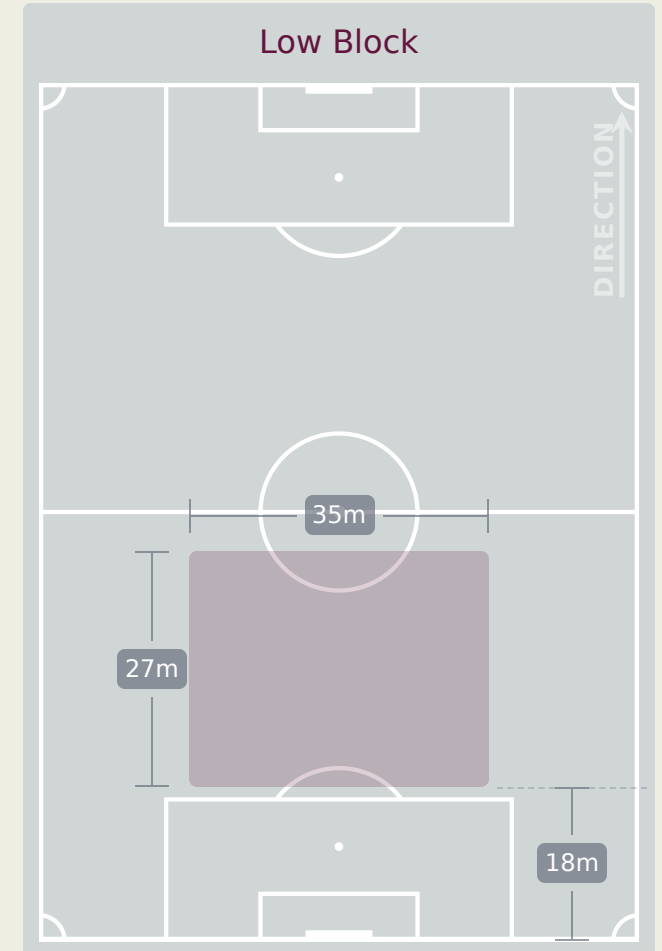
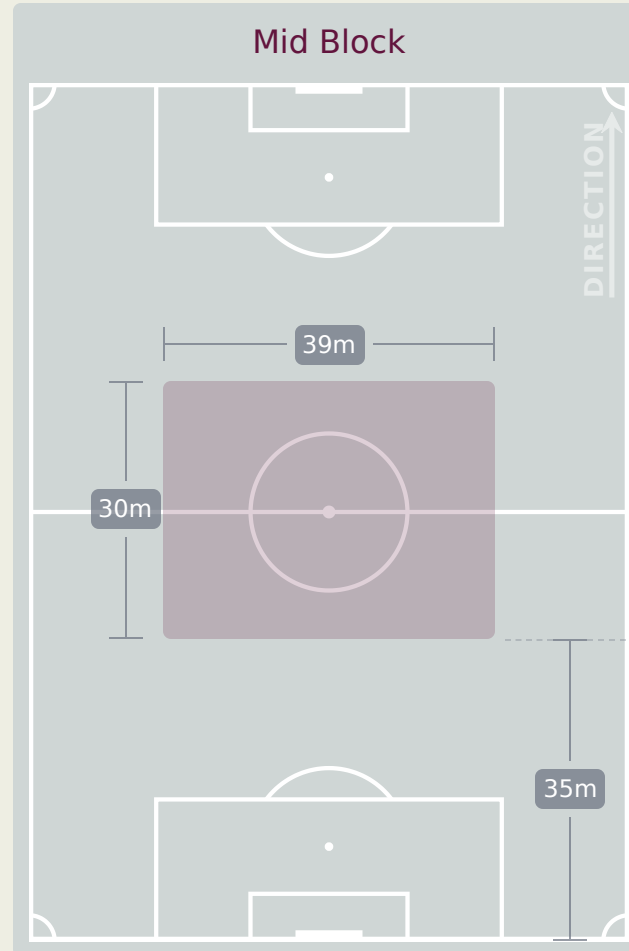
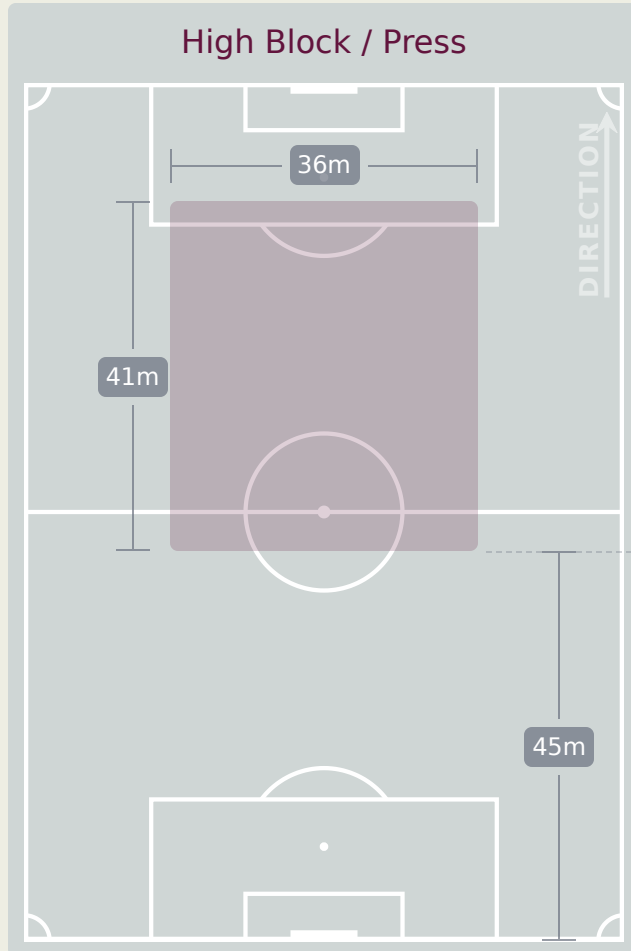
#	Player	Total Possession Regains
1	BENRHOZIL Taha	12
2	KOUTOUNE Hamza	10
3	ZAHOUANI Fouad	11
4	CHAIKHOUN Ayoub	3
5	AIT BOUDLAL Abdelhamid	6
6	AKOUMI Mehdi	3
7	ALAOUI Anas	0
13	CHLAGHMO Saifdine	8
17	MAALI Abdelhamid	5
18	HAMONY Mohamed	5
19	BAKHTY Smail	6
8	BOUFANDAR Adam	0
9	AZAOUZI Nassim	0
10	NAZIH Imran	0
11	OUAZANE Zakaria	0
16	ENNAIR Ayman	2

Defensive Line Height & Team Length



Defensive Line Height & Team Length

Morocco



Defensive Pressure



Mali



160	Total Pressures	244
50	Direct Pressures	60
1.45s	Avg Pressure Duration	1.65s
64	Forced Turnovers	67
6.86s	Ball Recovery Time	10.68s
54	Pushing on into Pressing	77
134	Pushing on	184
27	Pressing Direction Inside	34
80	Pressing Direction Outside	154

Most Direct Pressures

12

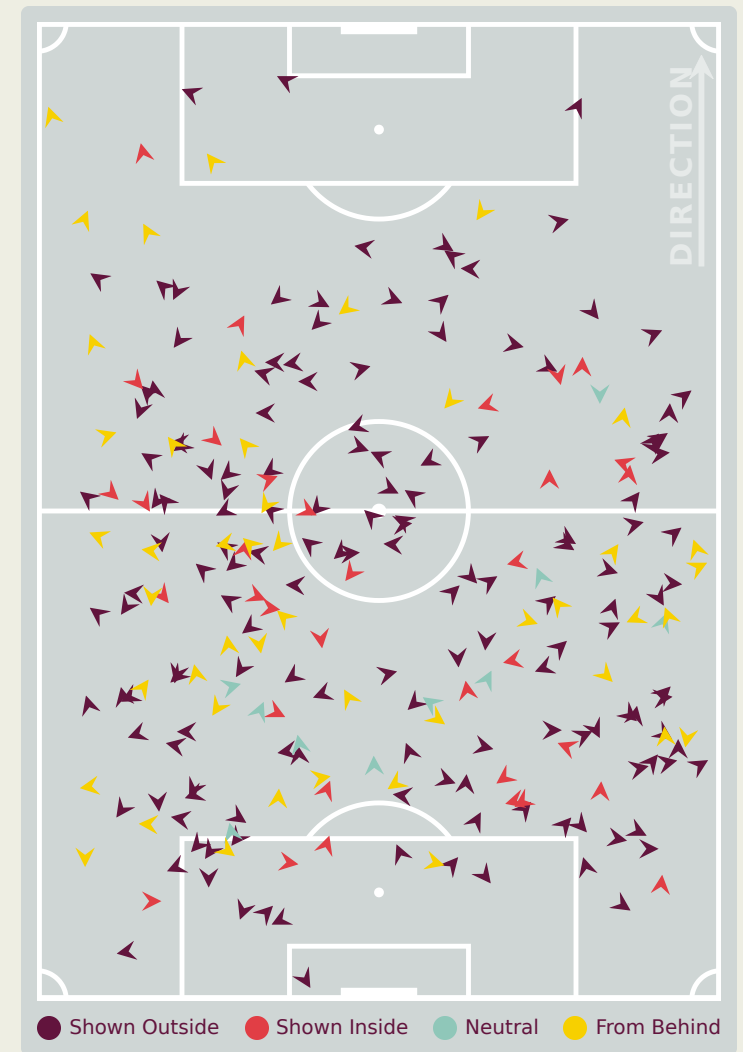
KONE Sekou
DEFENSIVE MIDFIELD CENTRE
RIGHT

Most Direct Pressures

11

KOUTOUNE Hamza
RIGHT BACK

Morocco



GOALKEEPING



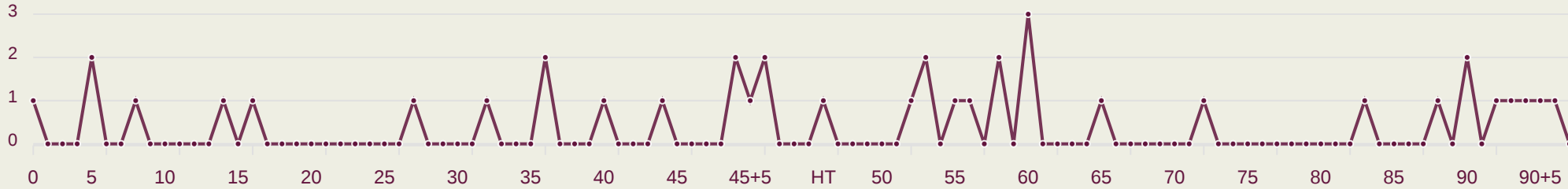
Mali v Morocco



Goalkeeping Involvement



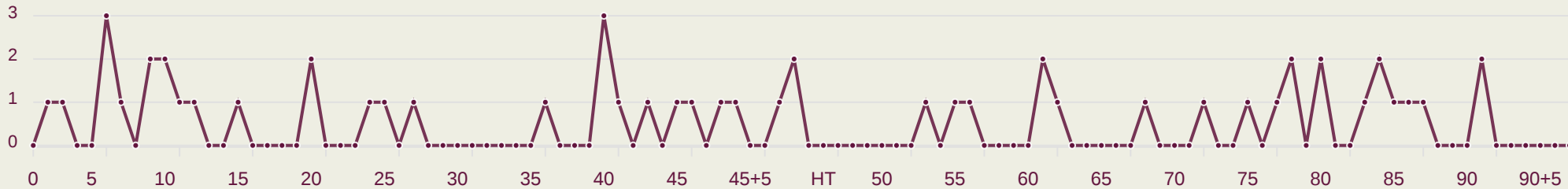
Mali GK Involvement Timeline



40
Total Involvements



Morocco GK Involvement Timeline

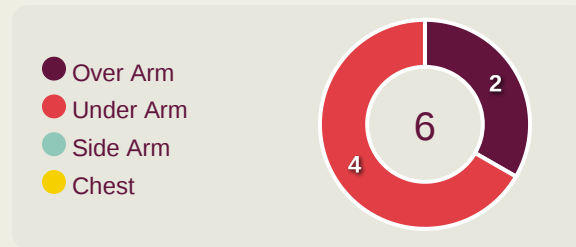
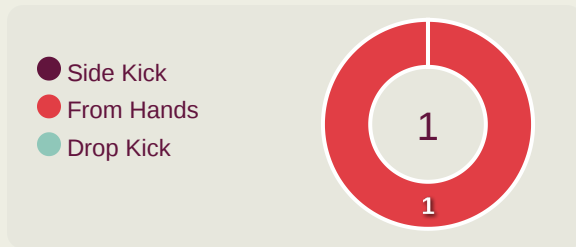
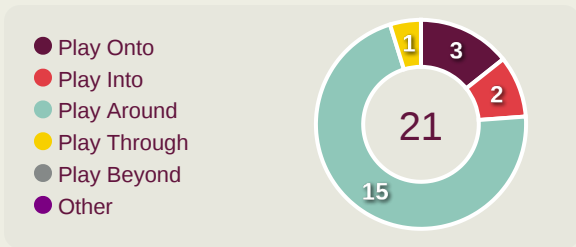
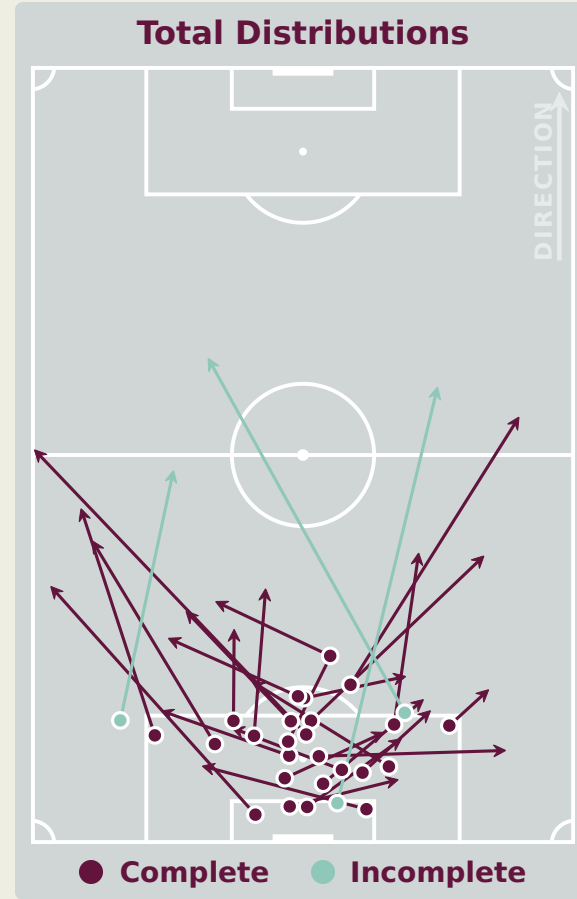
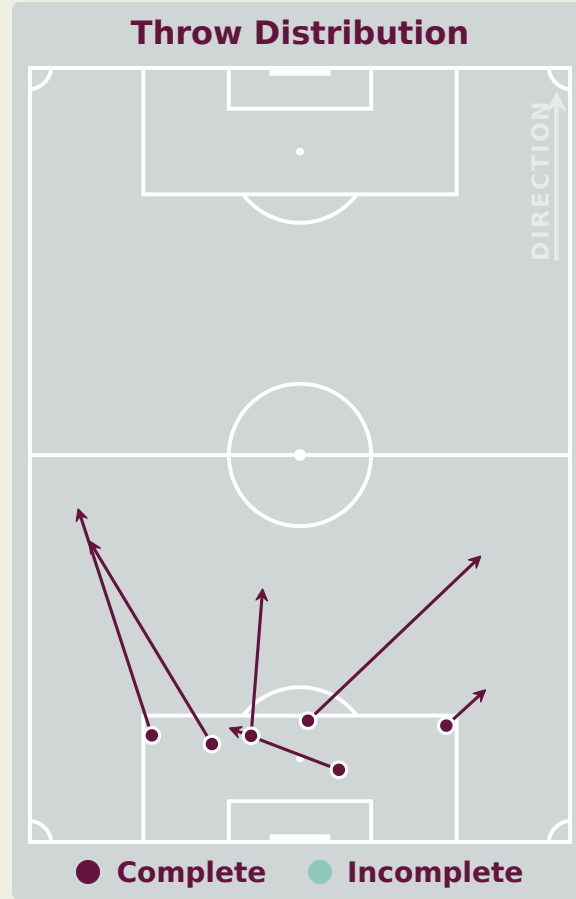
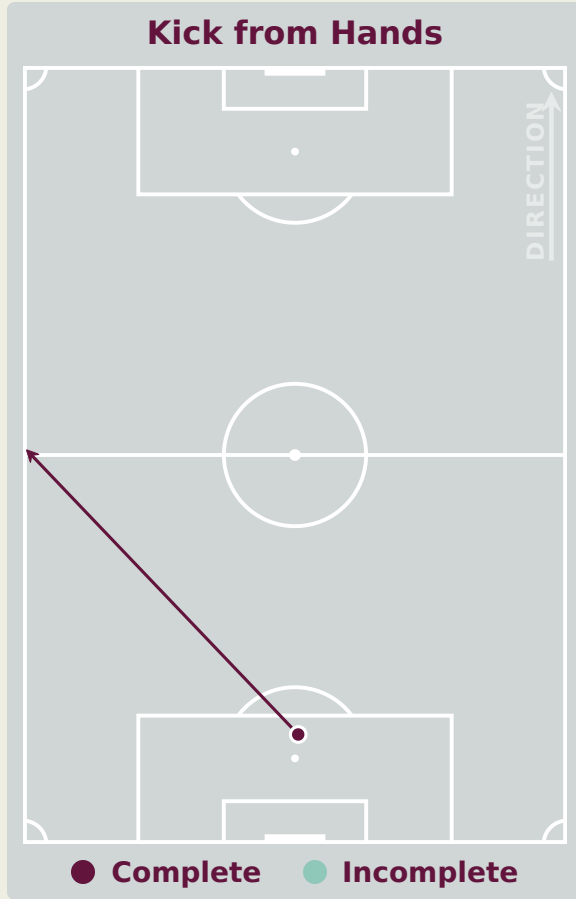
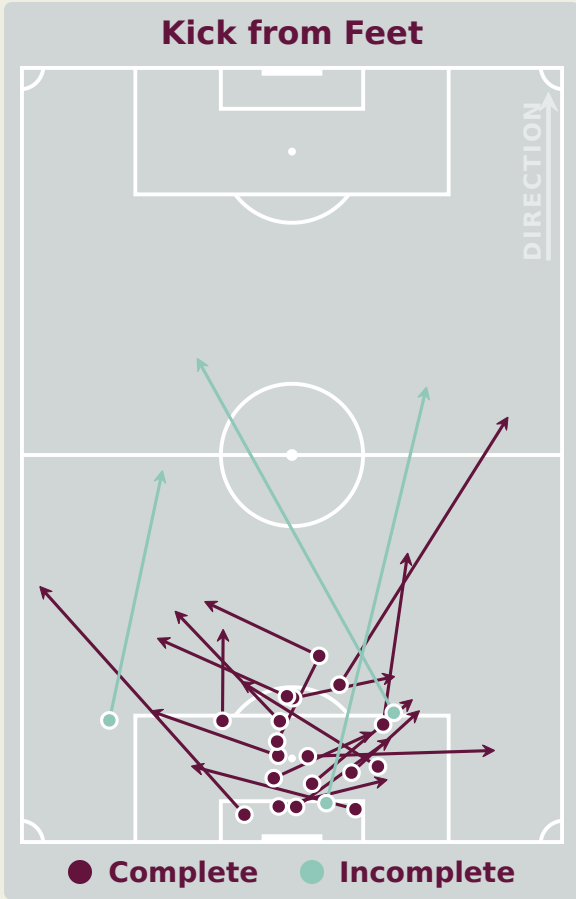


54
Total Involvements

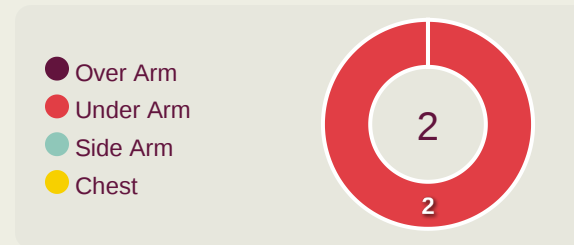
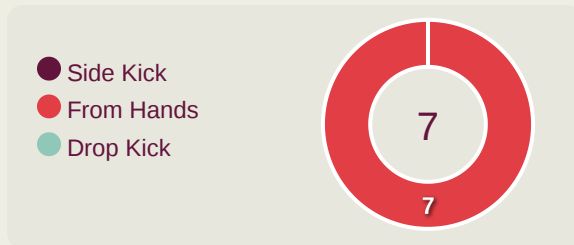
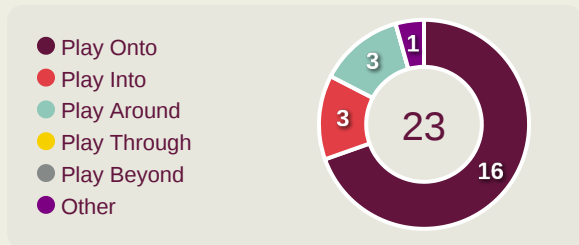
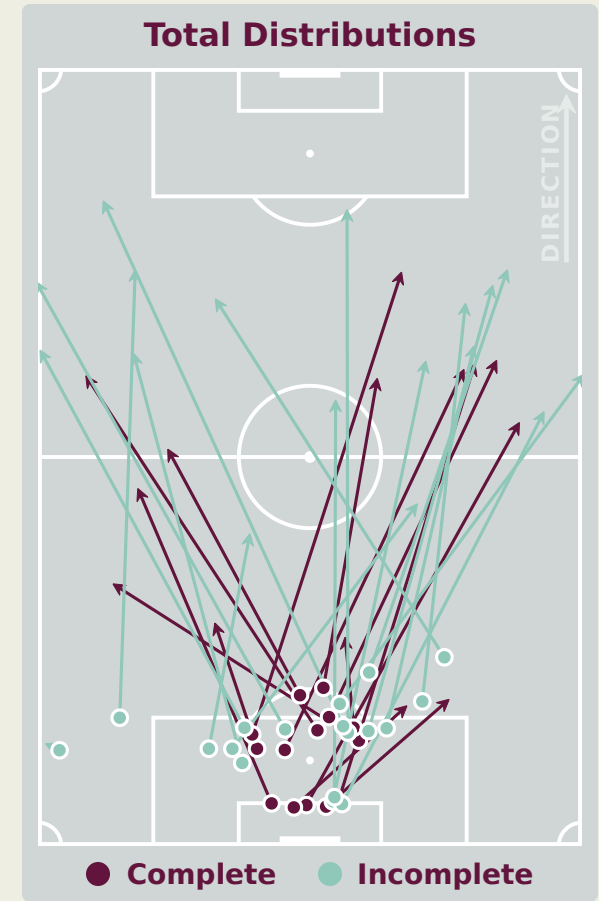
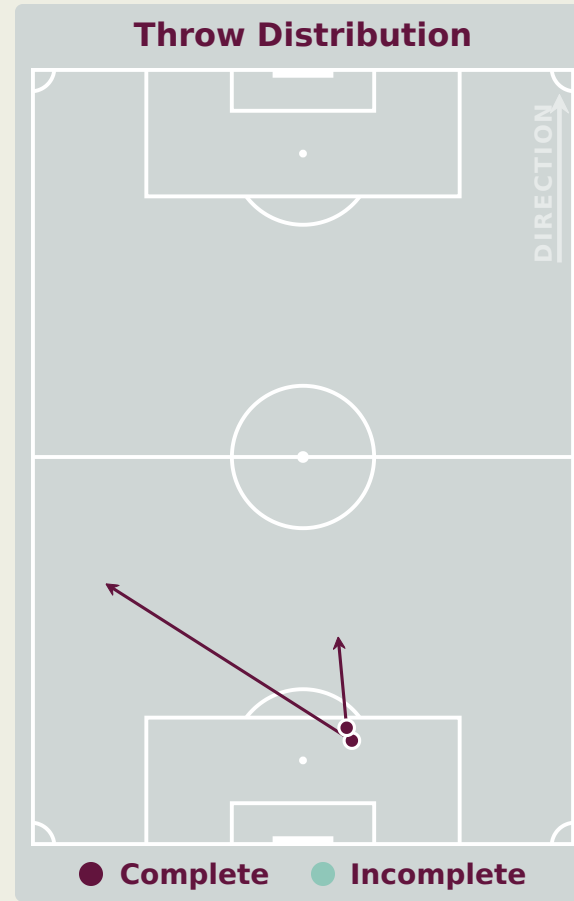
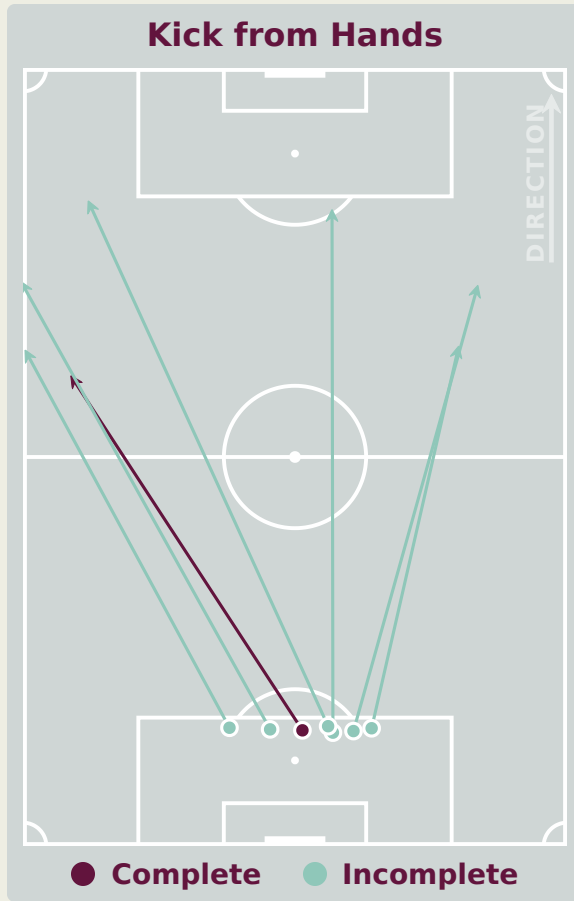
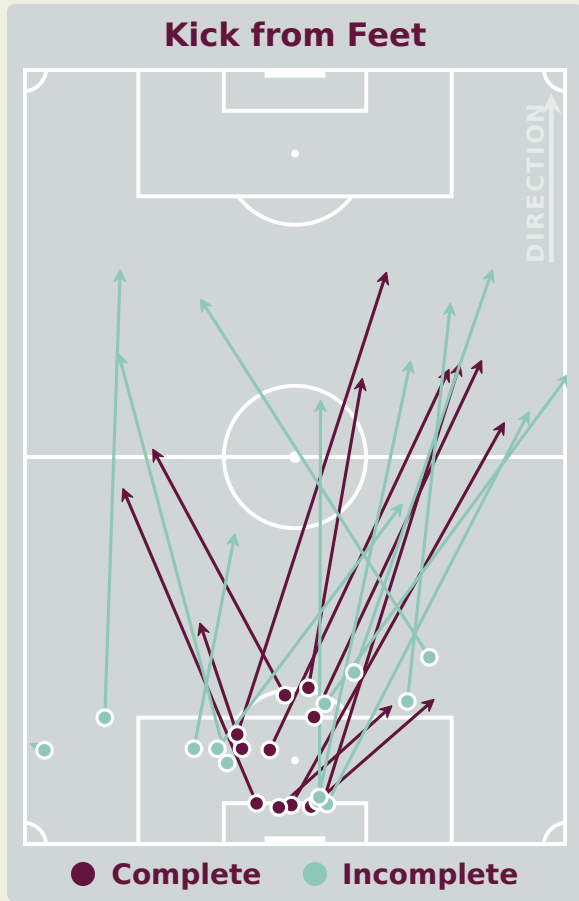


Mali

Goalkeeping Distribution

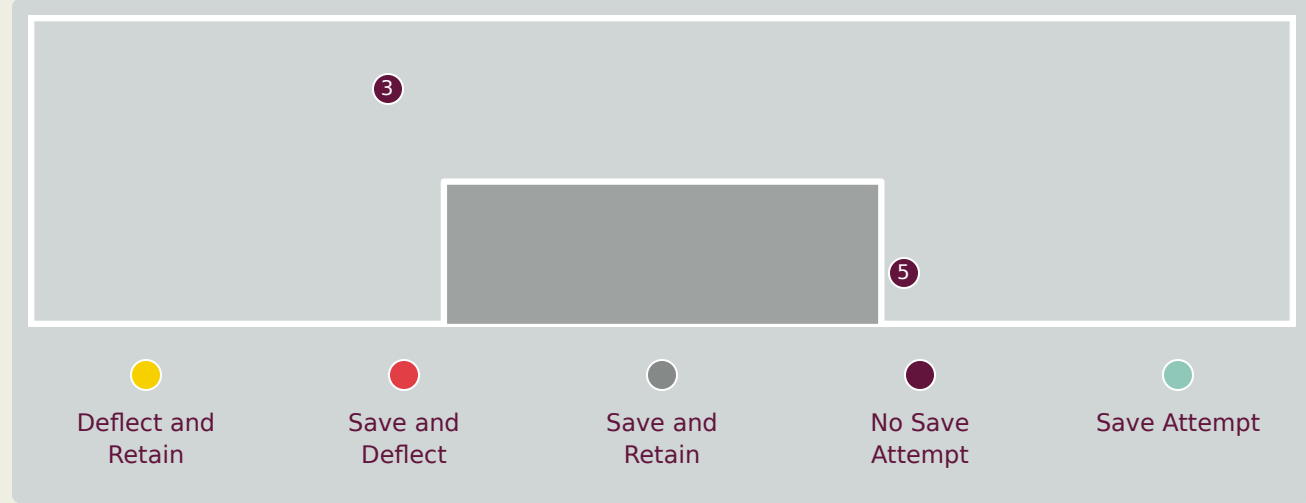
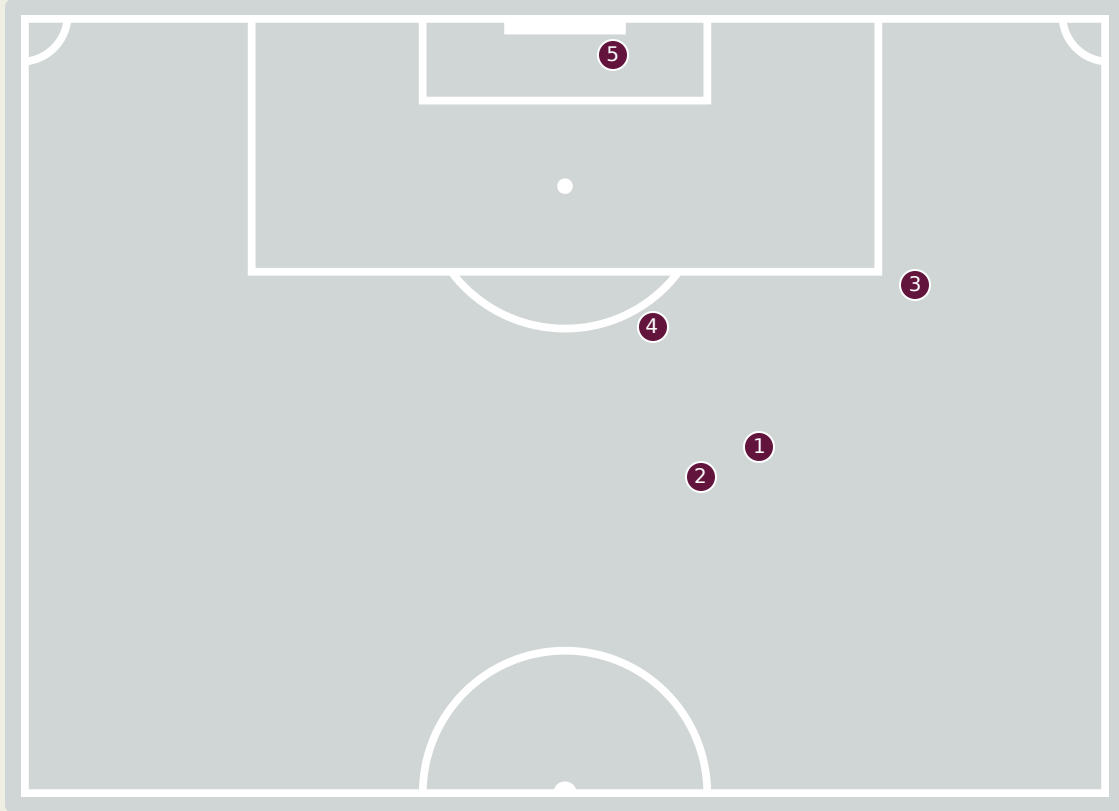


Goalkeeping Distribution





Goal Prevention



- Deflect and Retain
- Save and Deflect
- Save and Retain
- No Save Attempt
- Save Attempt

Intervention Type



- Deflect & Retain
- Save & Deflect
- Save & Retain
- No Save Attempt
- Save Attempt

Intervention Body Type



- Head
- Hands
- Upper Body
- Lower Body
- Feet



Total Attempts on Goal Faced

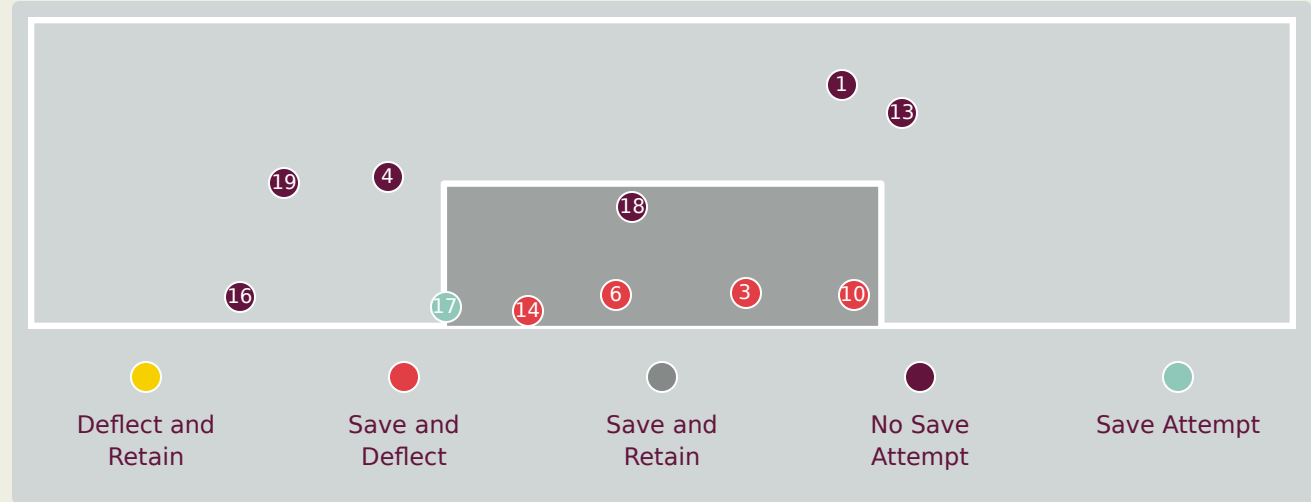
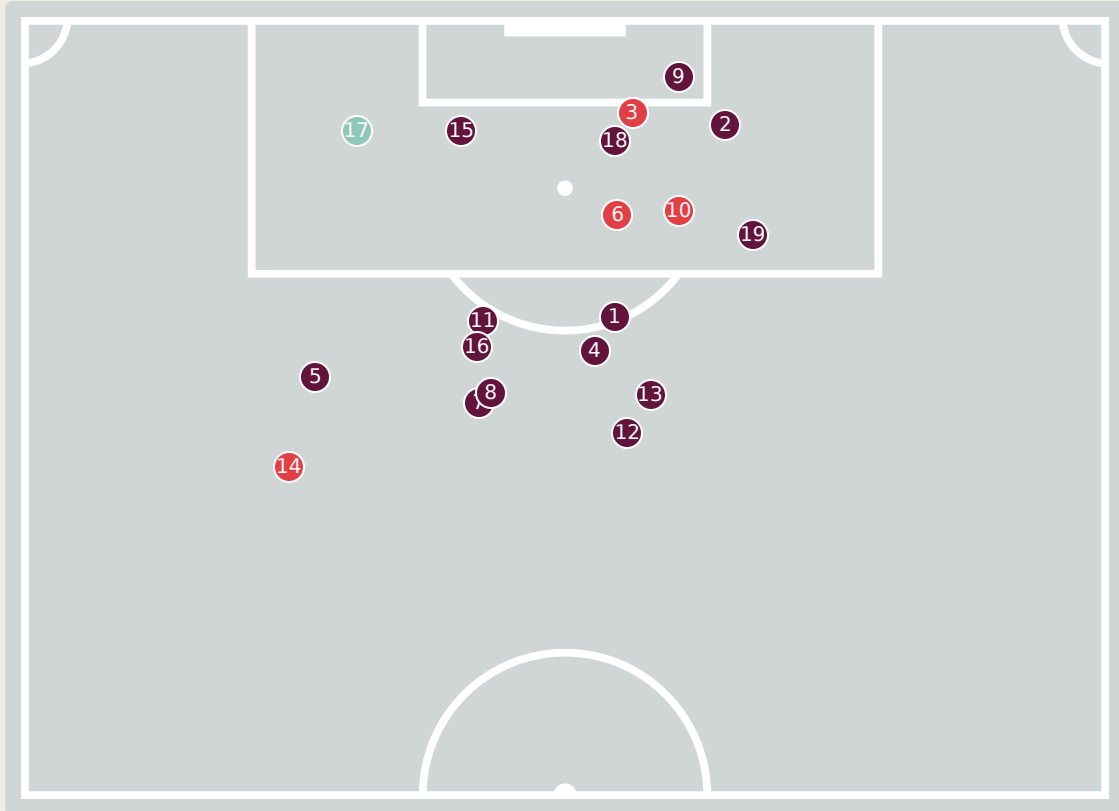


Save %

Total Attempts on Goal Faced	Total Goal Interventions	Save & Retain	Deflect & Retain	Save & Deflect	Save Attempt	No Save Attempt
5	0	0	0	0	0	5



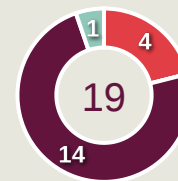
Goal Prevention



19
Total Attempts on Goal Faced

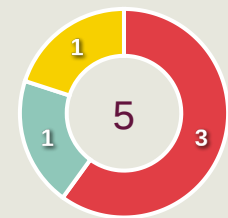
80
Save %

Intervention Type



- Yellow: Deflect & Retain
- Red: Save & Deflect
- Grey: Save & Retain
- Dark Purple: No Save Attempt
- Light Green: Save Attempt

Intervention Body Type

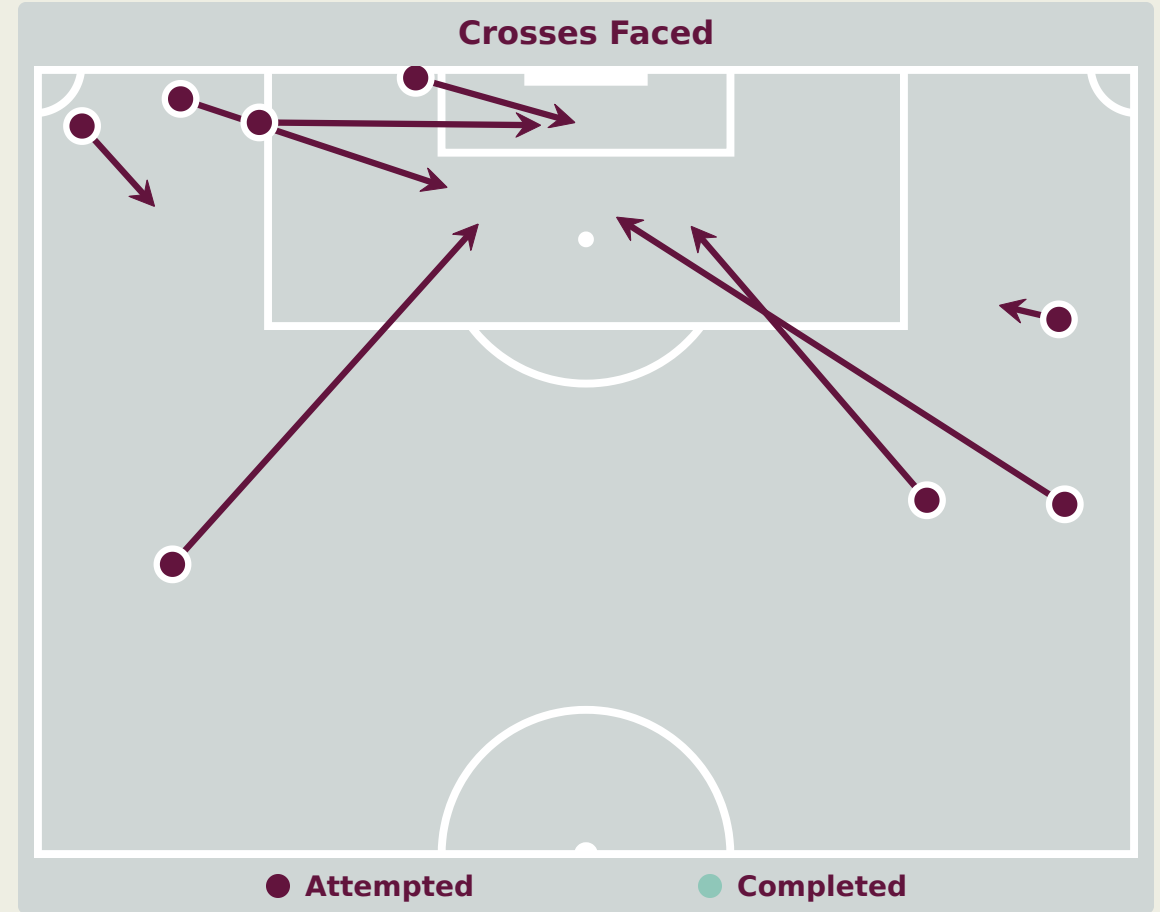
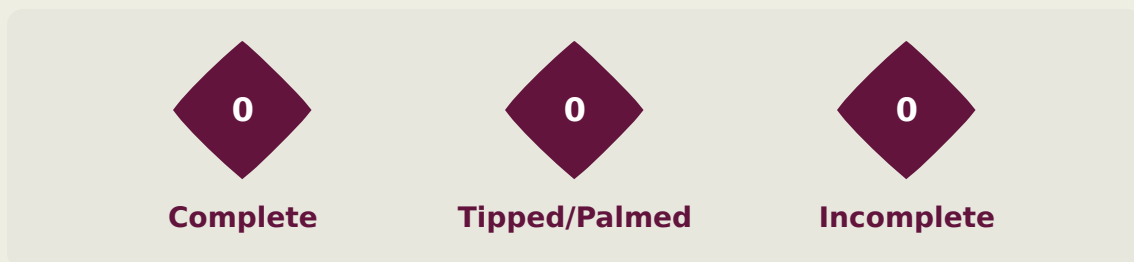
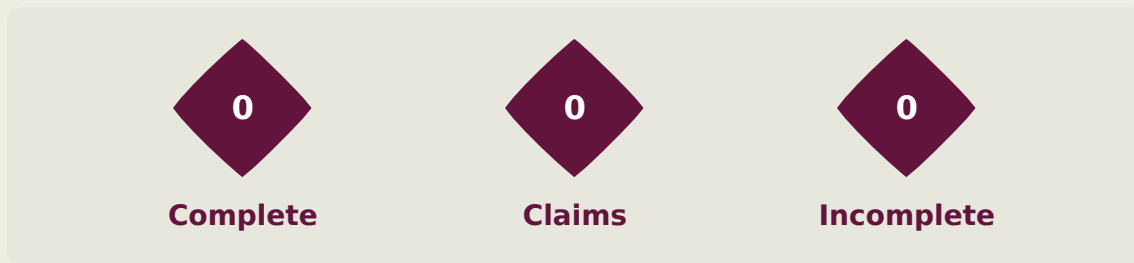


- Dark Purple: Head
- Red: Hands
- Light Green: Upper Body
- Yellow: Lower Body
- Grey: Feet

Total Attempts on Goal Faced	Total Goal Interventions	Save & Retain	Deflect & Retain	Save & Deflect	Save Attempt	No Save Attempt
19	4	0	0	4	1	14



Aerial Control

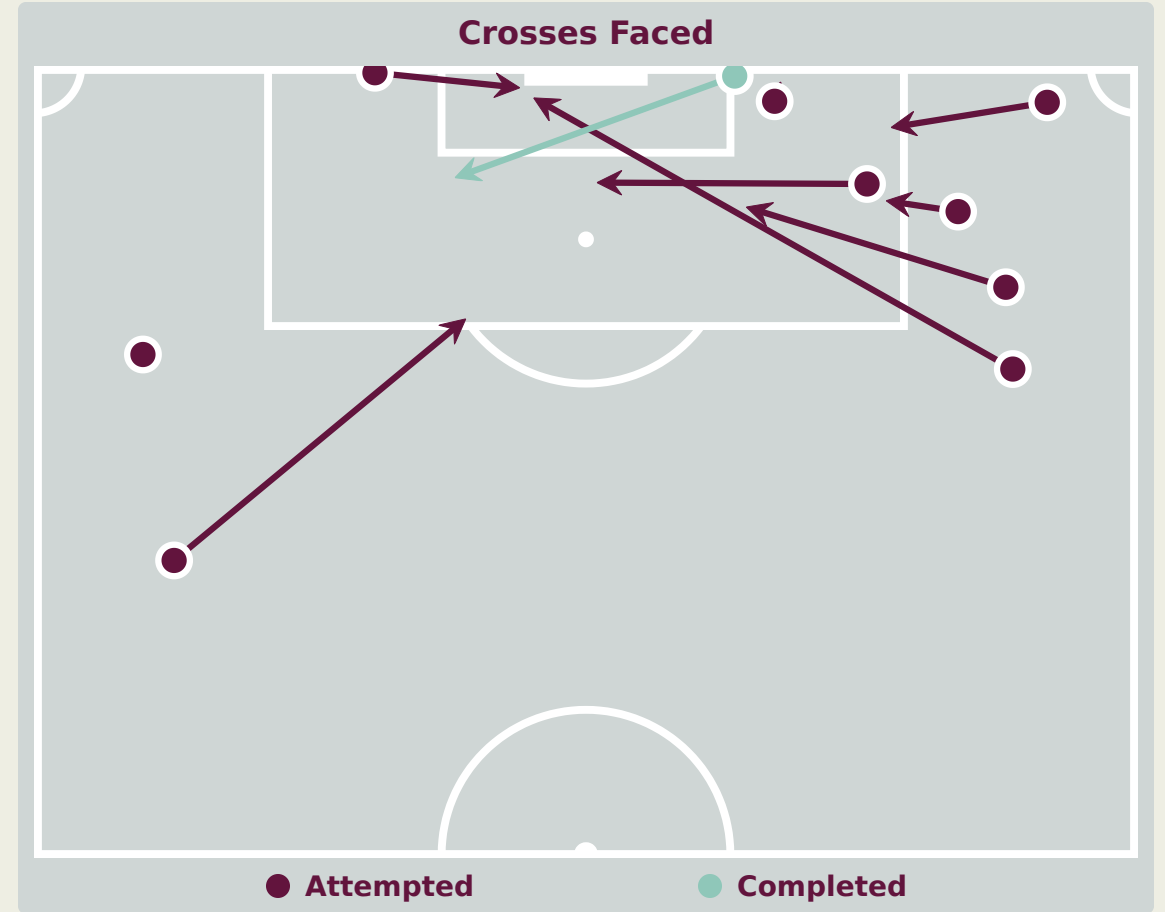
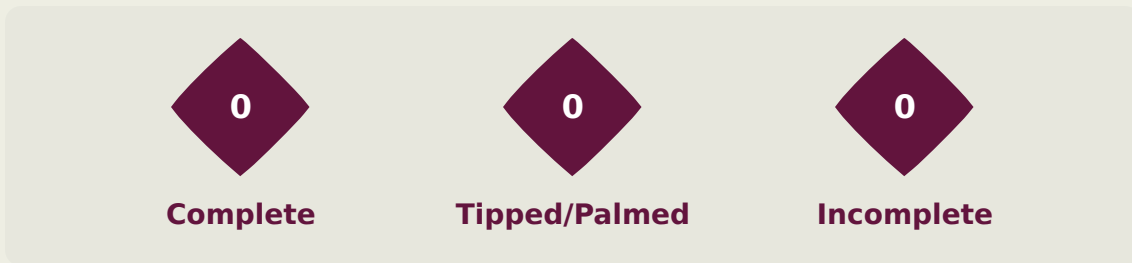
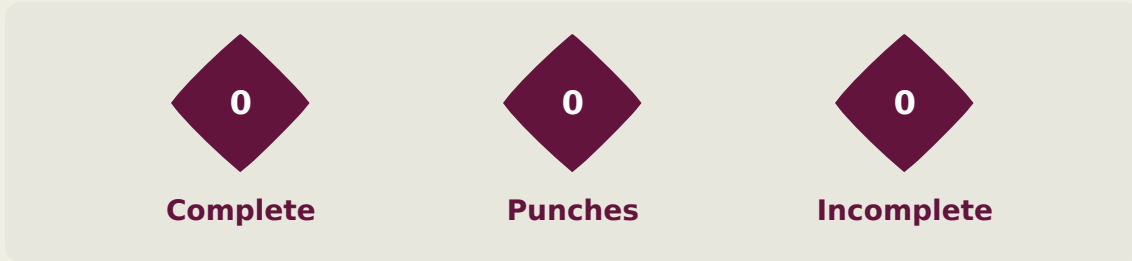


Delivery Types Faced

Total	In Swing	Out Swing	Driven	Lofted	Cutback	Push
10	2	2	1	4	0	1



Aerial Control



Delivery Types Faced

Total	In Swing	Out Swing	Driven	Lofted	Cutback	Push
13	3	2	1	1	2	4

SET PLAYS



Mali v Morocco





Set Plays - Corners

43

Total Set Plays

16

Total Free Kicks

0

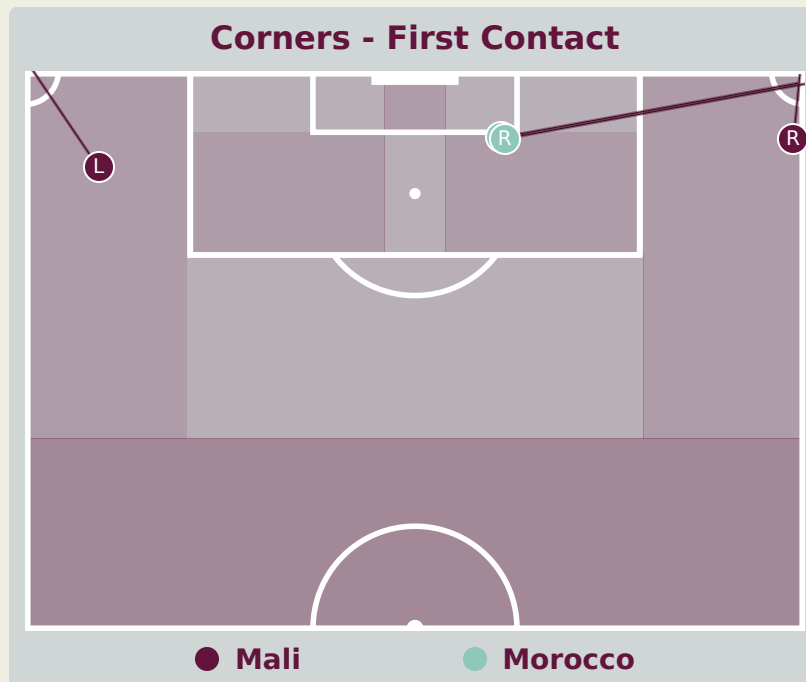
Total Penalties

4

Total Corners

23

Total Throw Ins



Delivery Type	From Left Side	From Right Side	Total
Direct to Area	0	2	2
Short	1	1	2
Edge of Penalty Area	0	0	0

Delivery Style	Total
Inswing	0
Outswing	1
Driven	1

Free Kicks	
Type	Total
Direct	16
Direct (on target)	0
Direct (off target)	0
Indirect	0

First Contacts on Mali Crosses

2

By Mali

2

By Morocco

Top 5 Player First Contacts		
Player	Team	Total
KANATE Ibrahim	Mali	1
BARRY Mahamoud	Mali	1
ZAHOUANI Fouad	Morocco	1
BAKHTY Smail	Morocco	1

Set Plays - Corners



46

Total Set Plays

11

Total Free Kicks

0

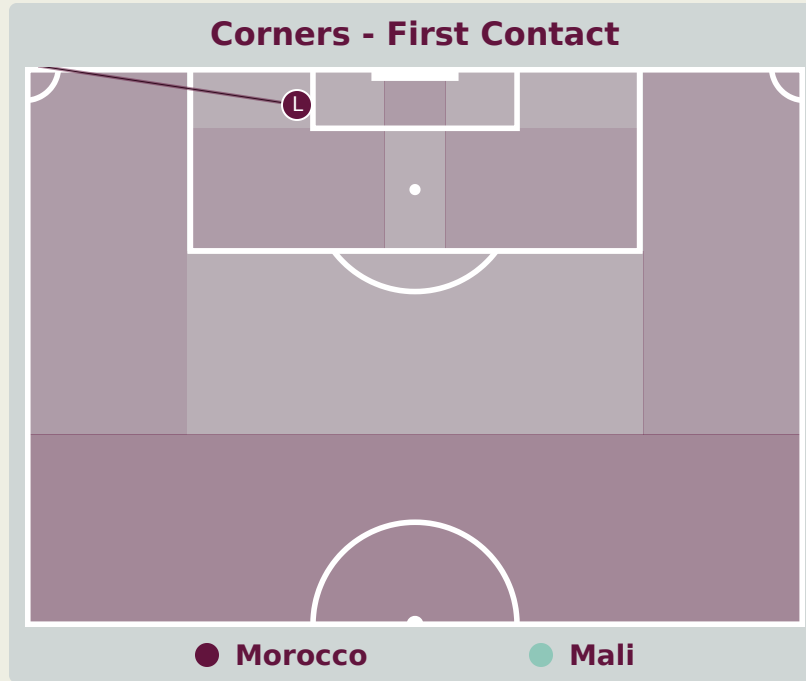
Total Penalties

1

Total Corners

34

Total Throw Ins



Delivery Type	From Left Side	From Right Side	Total
Direct to Area	1	0	1
Short	0	0	0
Edge of Penalty Area	0	0	0

Delivery Style	Total
Inswing	1
Outswing	0
Driven	0

Free Kicks	
Type	Total
Direct	9
Direct (on target)	0
Direct (off target)	0
Indirect	2

First Contacts on Morocco Crosses

1

By Morocco

0

By Mali

Top 5 Player First Contacts		
Player	Team	Total
ENNAIR Ayman	Morocco	1

INDIVIDUAL DATA IN POSSESSION



Mali v Morocco



Mali



In Possession - Distributions

#	Player	Passes Attempted	Passes Completed	Pass Completion %	Switches of Play	Crosses Attempted	Crosses Completed	Line Breaks Attempted	Line Breaks Completed	Line Break Completion %	Ball Progressions	Take Ons	Step Ins	Attempts at Goal	Goals
1	KONE Bourama	28	25	89%	0	0	0	10	8	80%	0	0	0	0	0
2	TRAORE Moussa	46	39	85%	0	1	0	16	12	75%	1	0	1	0	0
3	MAKALOU Hamidou	48	34	71%	0	3	0	23	14	60%	3	0	3	3	0
4	SANOGO Souleymane	44	39	89%	0	3	0	18	14	77%	2	1	1	0	0
5	TRAORE Issa	40	31	78%	0	0	0	13	5	38%	2	0	2	3	0
6	KONE Sekou	38	35	92%	0	0	0	16	14	87%	3	0	3	0	0
8	DIARRA Ibrahim	40	30	75%	0	3	1	8	4	50%	4	2	2	4	1
10	TIA Ange Martial	39	36	92%	0	2	0	7	6	85%	3	3	0	3	0
11	KANATE Ibrahim	21	17	81%	0	1	0	2	1	50%	2	1	1	3	0
15	COULIBALY Baye	62	56	90%	0	0	0	14	9	64%	1	0	1	0	0
19	BARRY Mahamoud	34	28	82%	0	0	0	13	9	69%	10	3	7	2	0
14	THIERO Ousmane	20	16	80%	0	0	0	6	3	50%	0	0	0	0	0
18	DIOP Moussa Massire	18	16	89%	0	0	0	6	4	66%	1	0	1	1	0



In Possession - Offers & Receptions

			Offer movement types						
#	Player	Total Offers	In Front	In Between	Out to In	In to Out	In Behind	No Movement	Offers Received
1	KONE Bourama	6	0	0	0	0	0	6	3
2	TRAORE Moussa	10	1	1	0	0	4	4	4
3	MAKALOU Hamidou	39	10	10	4	5	3	7	14
4	SANOGO Souleymane	11	1	0	0	1	7	2	2
5	TRAORE Issa	0	0	0	0	0	0	0	0
6	KONE Sekou	11	8	0	0	0	0	3	5
8	DIARRA Ibrahim	38	3	1	3	2	22	7	17
10	TIA Ange Martial	36	8	15	1	3	5	4	13
11	KANATE Ibrahim	50	1	16	0	2	31	0	7
15	COULIBALY Baye	16	3	0	0	0	0	13	7
19	BARRY Mahamoud	33	3	3	3	2	6	16	20
14	THIERO Ousmane	8	5	3	0	0	0	0	5
18	DIOP Moussa Massire	7	4	3	0	0	0	0	6

Morocco



In Possession - Distributions

#	Player	Passes Attempted	Passes Completed	Pass Completion %	Switches of Play	Crosses Attempted	Crosses Completed	Line Breaks Attempted	Line Breaks Completed	Line Break Completion %	Ball Progressions	Take Ons	Step Ins	Attempts at Goal	Goals
1	BENRHOZIL Taha	32	14	44%	0	0	0	22	9	40%	0	0	0	0	0
2	KOUTOUNE Hamza	47	25	53%	0	2	0	31	16	51%	0	0	0	0	0
3	ZAHOUANI Fouad	25	17	68%	0	1	0	12	8	66%	0	0	0	0	0
4	CHAIKHOUN Ayoub	12	9	75%	0	1	0	3	3	100%	0	0	0	0	0
5	AIT BOUDDLAL Abdelhamid	18	14	78%	0	0	0	5	3	60%	0	0	0	0	0
6	AKOUMI Mehdi	25	17	68%	0	0	0	9	7	77%	0	0	0	0	0
7	ALAOUI Anas	10	7	70%	0	0	0	0	0	0%	1	1	0	0	0
13	CHLAGHMO Saifdine	21	19	90%	0	0	0	8	6	75%	0	0	0	0	0
17	MAALI Abdelhamid	42	31	74%	0	1	0	20	15	75%	7	4	3	1	0
18	HAMONY Mohamed	26	17	65%	0	1	0	6	4	66%	6	2	4	1	0
19	BAKHTY Smail	20	14	70%	0	1	0	11	7	63%	0	0	0	2	0
8	BOUFANDAR Adam	8	6	75%	0	0	0	1	0	0%	0	0	0	1	0
9	AZAOUZI Nassim	9	7	78%	0	0	0	0	0	0%	0	0	0	0	0
10	NAZIH Imran	3	0	0%	0	0	0	1	0	0%	0	0	0	0	0
11	OUAZANE Zakaria	0	0	0%	0	2	1	0	0	0%	0	0	0	0	0
16	ENNAIR Ayman	10	8	80%	0	1	0	2	1	50%	3	2	1	0	0

In Possession - Offers & Receptions

Morocco



			Offer movement types						
#	Player	Total Offers	In Front	In Between	Out to In	In to Out	In Behind	No Movement	Offers Received
1	BENRHOZIL Taha	3	0	0	0	0	0	3	3
2	KOUTOUNE Hamza	4	1	0	0	0	0	3	1
3	ZAHOUANI Fouad	2	0	0	0	0	0	2	1
4	CHAIKHOUN Ayoub	24	4	13	0	3	4	0	4
5	AIT BOU DLAL Abdelhamid	6	0	1	0	0	1	4	1
6	AKOUMI Mehdi	4	1	0	0	0	0	3	1
7	ALAOUI Anas	16	1	7	0	0	8	0	3
13	CHLAGHMO Saifdine	3	1	0	0	0	0	2	1
17	MAALI Abdelhamid	62	5	19	4	6	9	19	19
18	HAMONY Mohamed	34	0	6	3	6	10	9	15
19	BAKHTY Smail	15	5	9	0	1	0	0	3
8	BOUFANDAR Adam	1	1	0	0	0	0	0	0
9	AZAOUZI Nassim	14	0	4	1	2	7	0	5
10	NAZIH Imran	5	0	3	0	0	1	1	0
11	OUAZANE Zakaria	2	0	0	0	0	2	0	1
16	ENNAIR Ayman	27	0	5	0	0	12	10	7

INDIVIDUAL DATA OUT OF POSSESSION



U-17 WORLD CUP
INDONESIA 2023



Mali v Morocco



Mali



Out of Possession

#	Player	Tackles Made / Won	Blocks	Interceptions	Pressing Direct	Pressing Indirect	Duels Won - Aerial	Duels Won - Physical	Possession Contests won	Clearances	Loose Ball Receptions	Pushing On	Pushing On into Pressing	Possession Regains	Possession Interrupted
1	KONE Bourama	0 / 0	0	0	0	0	0	0	0	1	4	0	0	10	0
2	TRAORE Moussa	6 / 0	3	0	5	9	3	0	3	8	7	13	6	7	4
3	MAKALOU Hamidou	5 / 0	1	0	5	17	2	0	3	2	11	23	11	1	2
4	SANOGO Souleymane	7 / 2	2	3	1	1	3	0	4	2	5	4	0	9	5
5	TRAORE Issa	5 / 1	3	1	4	2	4	0	5	7	4	10	2	7	5
6	KONE Sekou	8 / 2	4	3	12	26	1	0	2	5	12	26	15	9	9
8	DIARRA Ibrahim	3 / 0	1	0	3	11	2	1	3	0	5	12	4	2	2
10	TIA Ange Martial	2 / 1	1	0	1	11	0	0	1	0	4	10	4	1	1
11	KANATE Ibrahim	3 / 0	2	0	2	12	1	0	1	0	5	9	3	2	2
15	COULIBALY Baye	6 / 1	2	3	7	4	0	0	0	4	11	9	2	10	3
19	BARRY Mahamoud	3 / 0	2	1	3	10	4	0	4	2	9	3	1	3	4
14	THIERO Ousmane	1 / 0	0	1	5	3	0	0	0	0	6	10	4	2	1
18	DIOP Moussa Massire	1 / 0	2	0	2	4	3	0	3	1	5	5	2	2	1

Out of Possession

Morocco



#	Player	Tackles Made / Won	Blocks	Interceptions	Pressing Direct	Pressing Indirect	Duels Won - Aerial	Duels Won - Physical	Possession Contests won	Clearances	Loose Ball Receptions	Pushing On	Pushing On into Pressing	Possession Regains	Possession Interrupted
1	BENRHOZIL Taha	0 / 0	0	1	0	0	0	0	0	0	9	0	0	12	0
2	KOUTOUNE Hamza	11 / 1	4	0	11	11	2	0	2	6	6	23	11	10	7
3	ZAHOUANI Fouad	11 / 1	5	2	8	4	3	0	3	8	6	22	5	11	10
4	CHAIKHOUN Ayoub	3 / 1	2	0	1	32	2	0	2	1	7	11	6	3	2
5	AIT BOU DLAL Abdelhamid	3 / 0	4	1	2	4	0	0	0	7	6	12	2	6	7
6	AKOUMI Mehdi	3 / 1	3	1	7	20	1	0	1	3	6	17	7	3	5
7	ALAOUI Anas	0 / 0	0	0	1	16	2	0	2	0	3	8	5	0	0
13	CHLAGHMO Saifdine	4 / 0	2	2	4	1	1	0	2	4	5	0	0	8	2
17	MAALI Abdelhamid	7 / 2	4	0	5	20	5	0	7	0	13	12	6	5	3
18	HAMONY Mohamed	4 / 1	3	2	8	17	1	0	2	0	10	14	9	5	2
19	BAKHTY Smail	6 / 0	2	1	6	24	1	0	2	5	9	28	8	6	3
8	BOUFANDAR Adam	3 / 0	1	0	4	8	2	0	3	2	4	8	3	0	4
9	AZAOUZI Nassim	1 / 0	0	0	0	12	2	0	2	0	0	10	7	0	1
10	NAZIH Imran	2 / 0	0	0	1	3	0	0	0	0	1	7	1	0	0
11	OUAZANE Zakaria	2 / 0	0	0	1	1	0	0	0	0	1	2	1	0	0
16	ENNAIR Ayman	2 / 1	0	1	1	11	2	0	2	1	2	10	6	2	2

INDIVIDUAL DATA PHYSICAL



Mali v Morocco



Physical Data



#	Player	Total Distance (m)	Zone 1: 0-7 km/h (m)	Zone 2: 7-15 km/h (m)	Zone 3: 15-20 km/h (m)	Zone 4: 20-25 km/h (m)	Zone 5: 25+ km/h (m)	High Speed Runs (Zone 4)	Sprints (Zone 5)	Top Speed (km/h)
1	KONE Bourama	4045.9	3094.3	782.1	82.5	78.9	8.1	12.0	7.0	26.6
2	TRAORE Moussa	9569.1	3959.7	3487.0	1088.0	800.9	233.5	108.0	58.0	32.4
3	MAKALOU Hamidou	11205.6	3908.5	5003.3	1590.1	597.3	106.5	123.0	54.0	28.4
4	SANOGO Souleymane	9859.4	3890.5	3496.1	1374.4	701.0	397.3	120.0	56.0	33.5
5	TRAORE Issa	9156.0	4089.1	3696.3	958.6	331.4	80.6	100.0	27.0	29.5
6	KONE Sekou	7934.6	2395.5	3703.9	1241.8	518.9	73.8	96.0	39.0	29.2
8	DIARRA Ibrahim	10716.0	4368.9	3909.2	1556.0	746.9	136.1	120.0	48.0	31.0
10	TIA Ange Martial	8097.0	2456.6	3472.8	1566.0	515.0	86.6	126.0	41.0	29.5
11	KANATE Ibrahim	10742.7	3955.5	4540.9	1201.0	713.3	333.0	112.0	57.0	35.0
15	COULIBALY Baye	10324.7	3872.8	4466.4	1329.8	466.7	188.9	119.0	38.0	32.3
19	BARRY Mahamoud	10766.0	3894.1	4944.8	977.6	636.3	313.3	88.0	48.0	32.5
14	THIERO Ousmane	3606.5	1335.5	1278.5	728.5	213.9	50.1	55.0	15.0	28.8
18	DIOP Moussa Massire	3788.9	1357.6	1318.9	796.4	252.0	63.7	67.0	18.0	28.0

Physical Data

Morocco



#	Player	Total Distance (m)	Zone 1: 0-7 km/h (m)	Zone 2: 7-15 km/h (m)	Zone 3: 15-20 km/h (m)	Zone 4: 20-25 km/h (m)	Zone 5: 25+ km/h (m)	High Speed Runs (Zone 4)	Sprints (Zone 5)	Top Speed (km/h)
1	BENRHOZIL Taha	4292.5	3212.5	835.3	194.9	24.5	25.8	28.0	4.0	31.5
2	KOUTOUNE Hamza	10795.0	3928.3	4866.4	1249.0	522.5	228.9	114.0	50.0	32.1
3	ZAHOUANI Fouad	10709.7	3904.8	4784.0	1139.5	639.4	242.0	105.0	51.0	31.6
4	CHAIKHOUN Ayoub	6037.2	1937.3	2740.9	1101.2	227.6	30.2	86.0	18.0	29.3
5	AIT BOUDLAL Abdelhamid	9583.9	3716.7	4317.6	950.7	419.8	179.2	86.0	35.0	32.0
6	AKOUMI Mehdi	8349.9	2255.3	4033.0	1453.7	509.3	98.5	112.0	37.0	30.4
7	ALAOUI Anas	5736.3	2267.0	2502.7	633.3	286.2	47.6	65.0	22.0	28.7
13	CHLAGHMO Saifdine	10085.1	4014.9	4512.1	951.0	347.9	259.2	93.0	35.0	33.5
17	MAALI Abdelhamid	11611.4	3545.0	5572.3	1487.4	912.7	94.1	132.0	68.0	30.6
18	HAMONY Mohamed	9173.2	3472.0	3744.5	959.5	683.4	312.8	89.0	51.0	34.0
19	BAKHTY Smail	9900.8	3009.8	4751.4	1304.9	558.4	276.2	123.0	40.0	31.8
8	BOUFANDAR Adam	3730.0	1098.9	1546.8	708.0	307.7	68.6	55.0	19.0	31.1
9	AZAOUZI Nassim	5398.5	2075.7	2103.3	743.9	417.8	57.8	63.0	27.0	29.1
10	NAZIH Imran	1607.4	483.7	530.8	323.2	230.3	39.4	27.0	13.0	27.3
11	OUAZANE Zakaria	1433.9	533.3	489.7	231.6	162.2	17.3	20.0	12.0	26.7
16	ENNAIR Ayman	5863.4	2080.9	2189.4	853.7	483.7	255.1	75.0	40.0	31.0

