



# Al Ahly FC 1 - 4 Real Madrid CF

Semi-Final - Match 5

08 February 2023

20:00 Kick Off

Prince Moulay Abdellah Stadium



**FIFA**  
CLUB WORLD CUP  
2022

## POST MATCH SUMMARY REPORT

# Match Summary - Teams



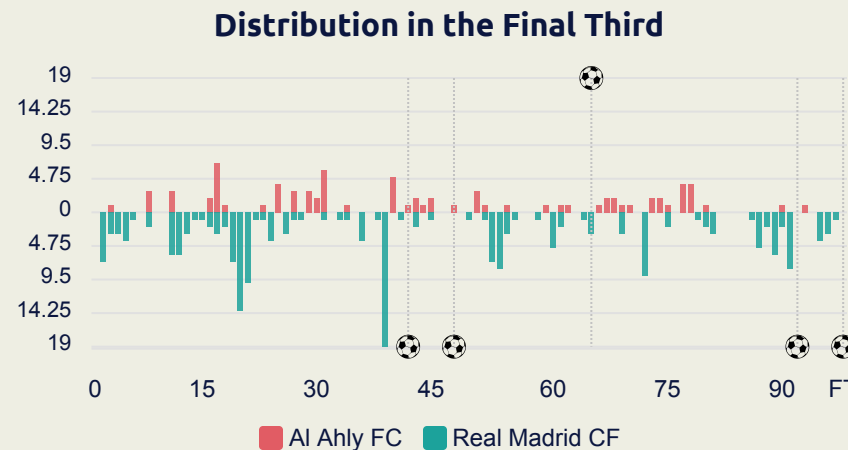
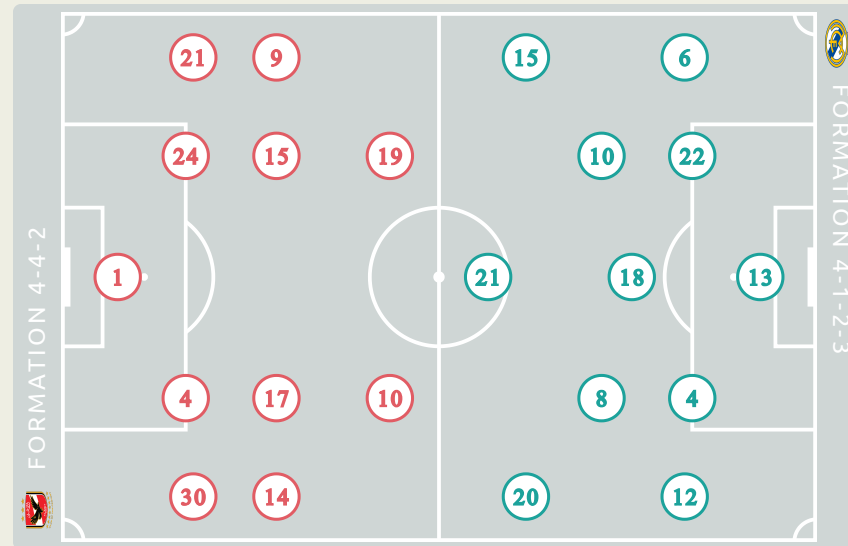
## Al Ahly FC

### STARTING

1	GK	MOHAMED ELSHENAWY (C)	
4	DF	MAHMOUD METWALY	
9	MF	AHMED ABDELKADER	
10	FW	MOHAMED SHERIF	↓ 61'
14	MF	HUSSEIN ELSHAHAT	↓ 75'
15	MF	DIENG Aliou	↓ 61'
17	MF	AMRO ELSOULIA	
19	MF	MOHAMED AFSHA	↓ 88'
21	DF	MAALOUL Ali	⚽ 65'
24	DF	MOHAMED ABDELMONEIM	🟡 85'
30	DF	MOHAMED HANY	

### SUBSTITUTES

16	GK	ALI LOTFY	
33	GK	HAMZA ALAA	
2	DF	KHALED ABDELFAHATTAH	
5	DF	RAMY RABIA	
6	DF	YASSER IBRAHIM	
7	MF	KAHRABA	↑ 88'
8	MF	HAMDY FATHY	↑ 61'
13	MF	MARAWAN ATTIA	
23	FW	TAU Percy	↑ 61'
27	FW	TAHER MOHAMED	↑ 75'
34	MF	MOHAMED FAKHRY	
40	DF	MOHAMED ASHRAF	



## Real Madrid CF



### STARTING

LUNIN Andriy	GK	13		
ALABA David	DF	4		
(C) NACHO	DF	6		
↓ 77'	KROOS Toni	MF	8	
↓ 90+5'	MODRIC Luka	MF	10	
	CAMAVINGA Eduardo	MF	12	
⚽ 47'	VALVERDE Federico	MF	15	
🟡 85'	TCHOUAMENI Aurelien	MF	18	
↓ 90+8'	⚽ 42'	VINICIUS JUNIOR	FW	20
↓ 90+5'	⚽ 90+2'	RODRYGO	FW	21
	RUEDIGER Antonio	DF	22	

### SUBSTITUTES

	LOPEZ Luis	GK	26	
	CANIZARES Lucas	GK	30	
	CARVAJAL Dani	DF	2	
	EDER MILITAO	DF	3	
	VALLEJO Jesus	DF	5	
	BENZEMA Karim	FW	9	
	ASENSIO Marco	FW	11	
↑ 90+5'	ODRIOZOLA Alvaro	DF	16	
↑ 77'	CEBALLOS Dani	MF	19	
↑ 90+5'	DIAZ Mariano	FW	24	
	MARTIN Mario	MF	31	
⚽ 90+8'	↑ 90+8'	ARRIBAS Sergio	MF	33

# Match Summary - Key Statistics



**Al Ahly FC**



**Real Madrid CF**



## Possession

Total	34.7%	9.7%	55.6%	Total
1	Goals			4
13 (5)	Attempts at Goal (On Target)			18 (10)
395 (322)	Total Passes (Complete)			656 (592)
82 %	Pass Completion %			90 %
81	Completed Line Breaks			105
8	Defensive Line Breaks			12
81	Receptions in the Final Third			135
15	Crosses			11
11	Ball Progressions			33
361 (74)	Defensive Pressures Applied (Direct Pressures)			228 (44)
75	Forced Turnovers			66
61	Second Balls			57
107.2 km	Total Distance Covered			110.8 km
14.6 km	High Speed (Zone 4) Distance Covered			15.2 km



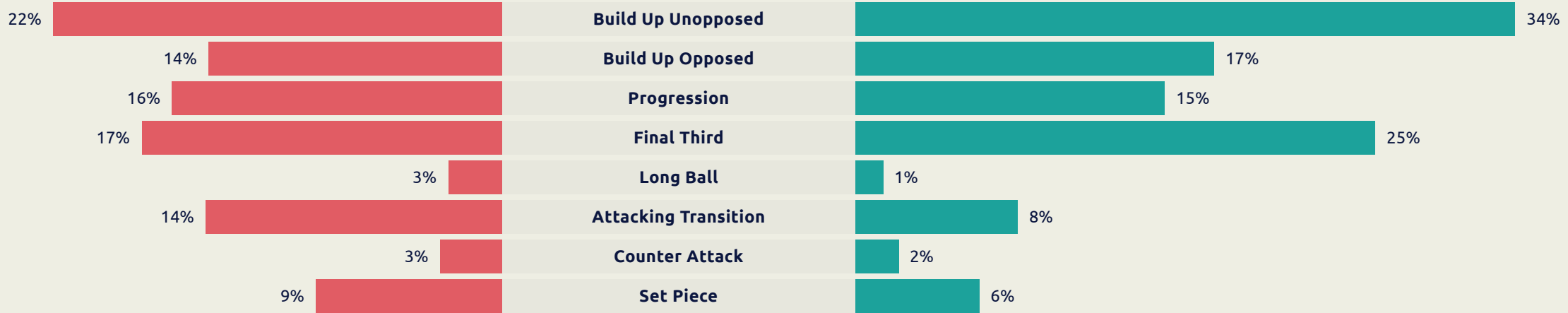
Al Ahly FC

Phases of Play

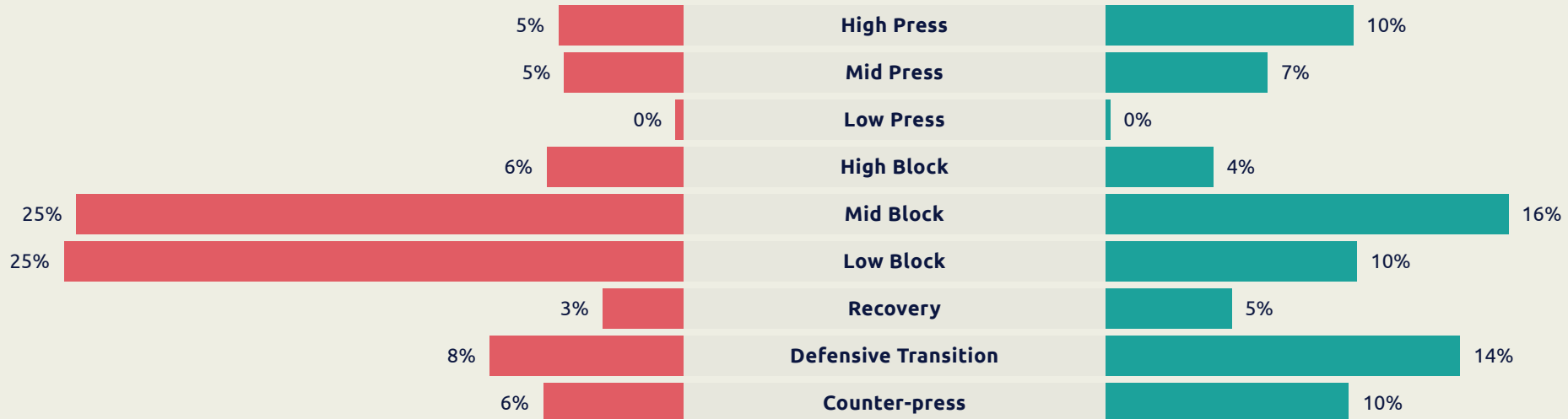
Real Madrid CF



IN POSSESSION



OUT OF POSSESSION





# IN POSSESSION

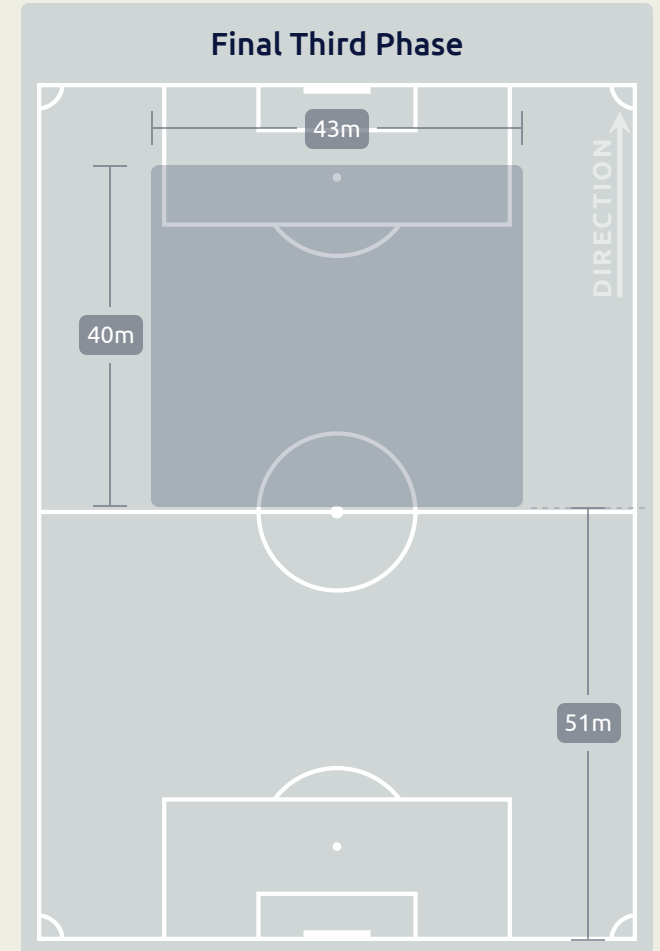
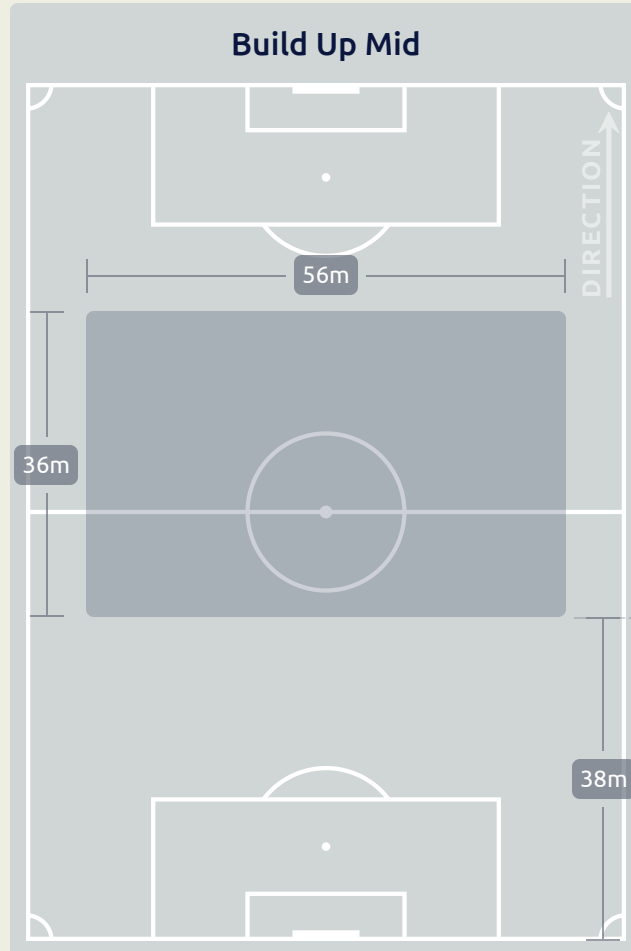
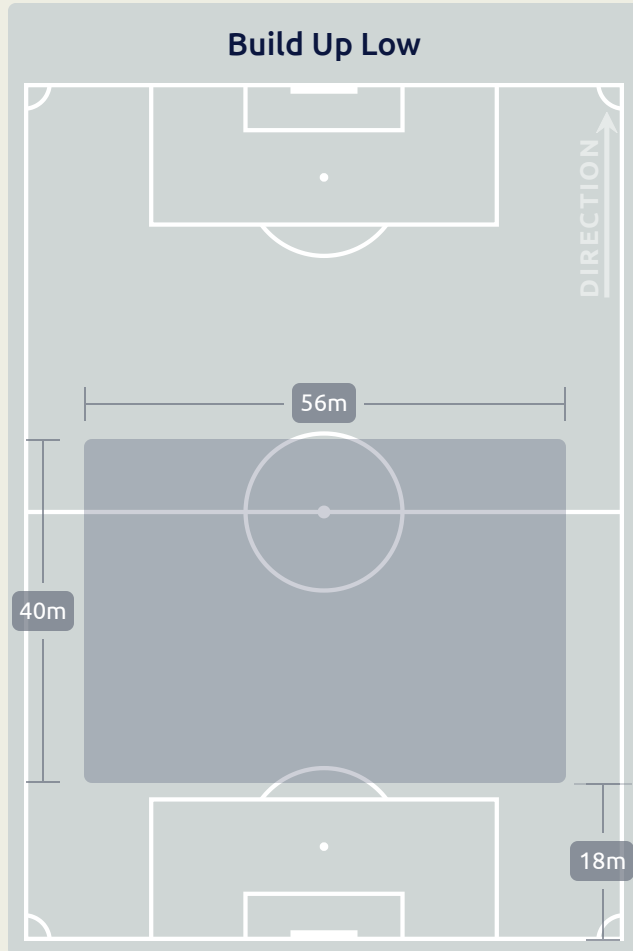


Al Ahly FC v Real Madrid CF

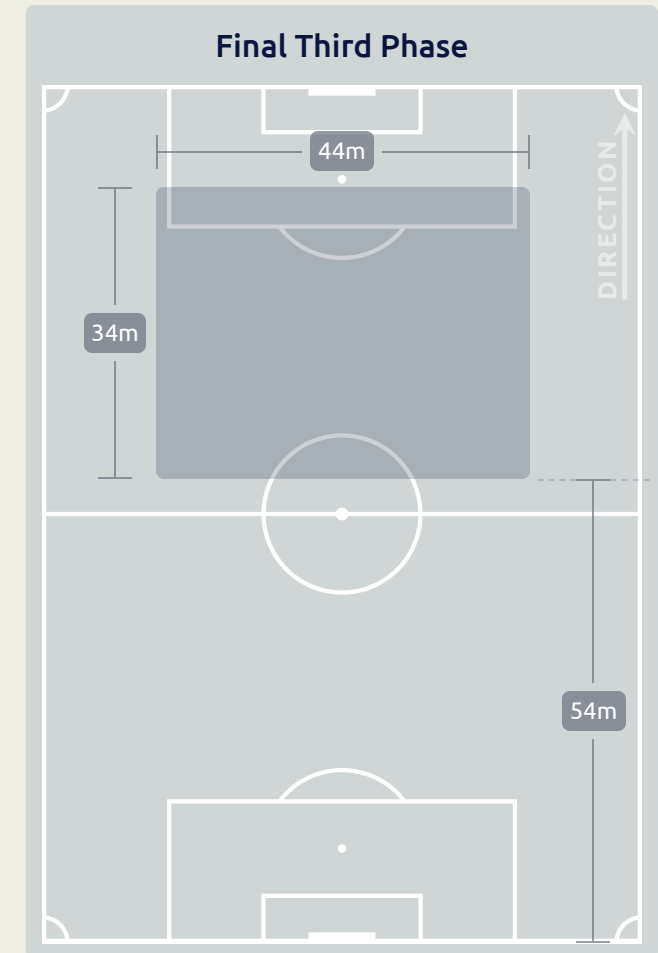
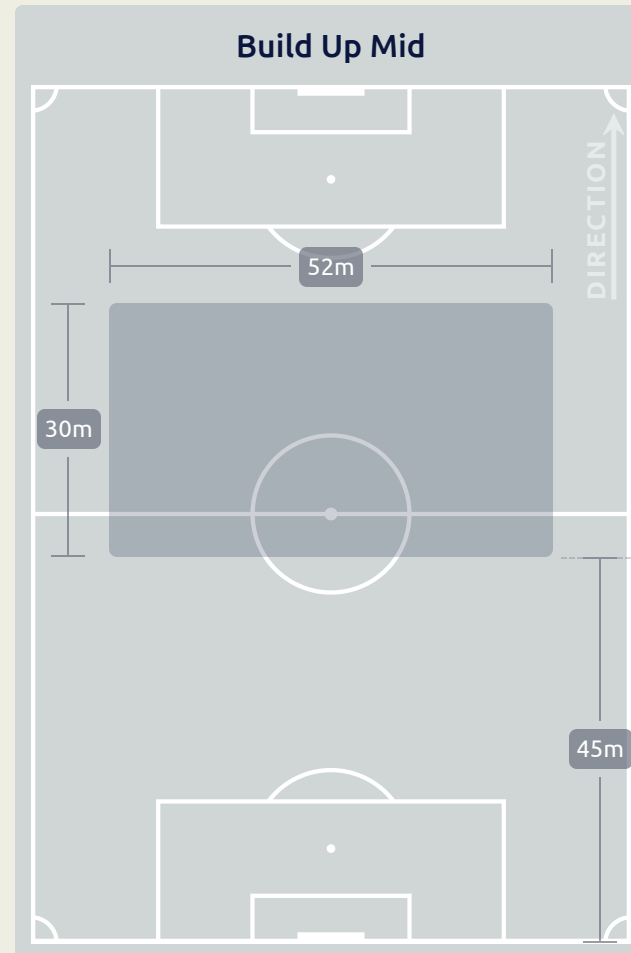
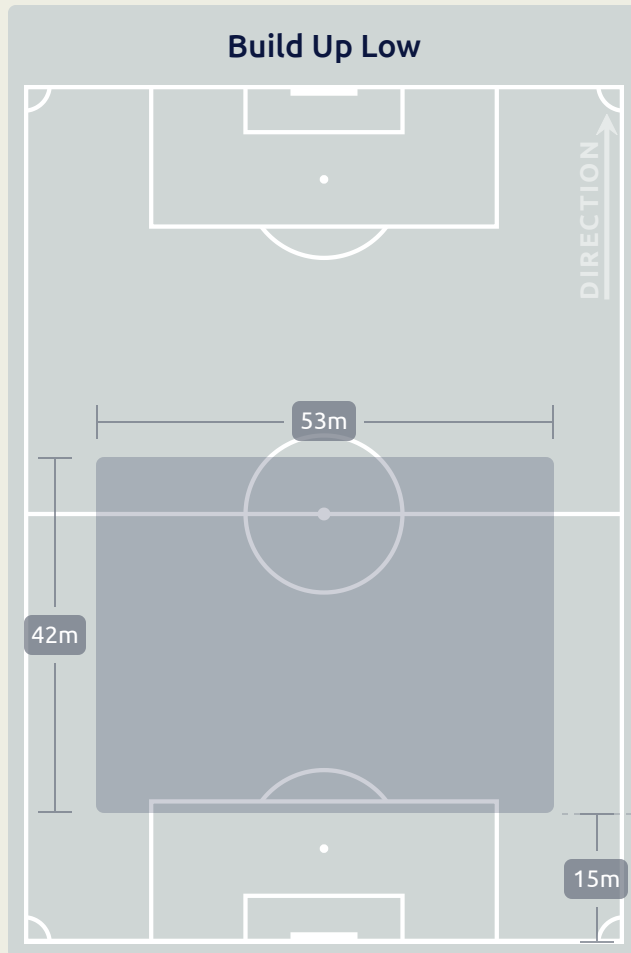




# In Possession Line Height & Team Length



# In Possession Line Height & Team Length



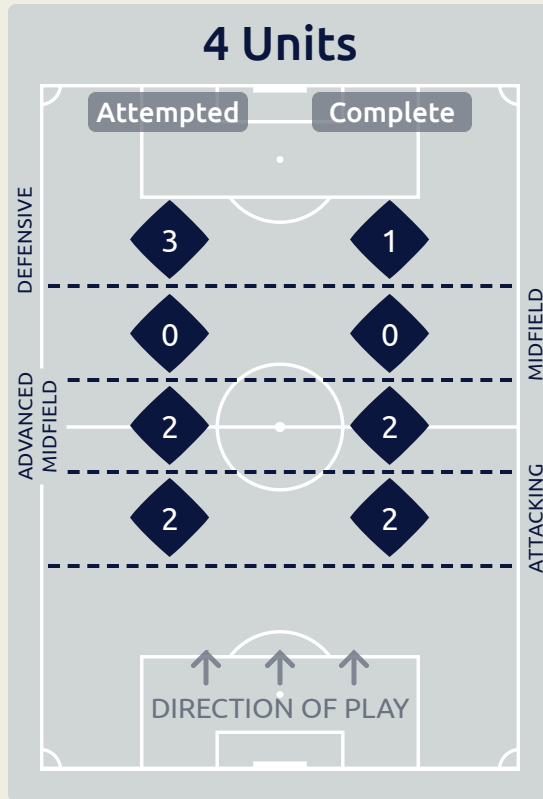
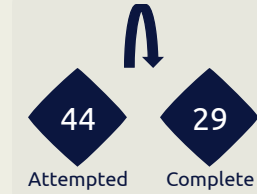
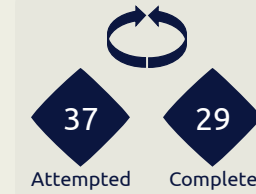
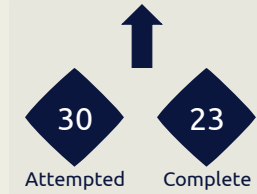
# Line Breaks



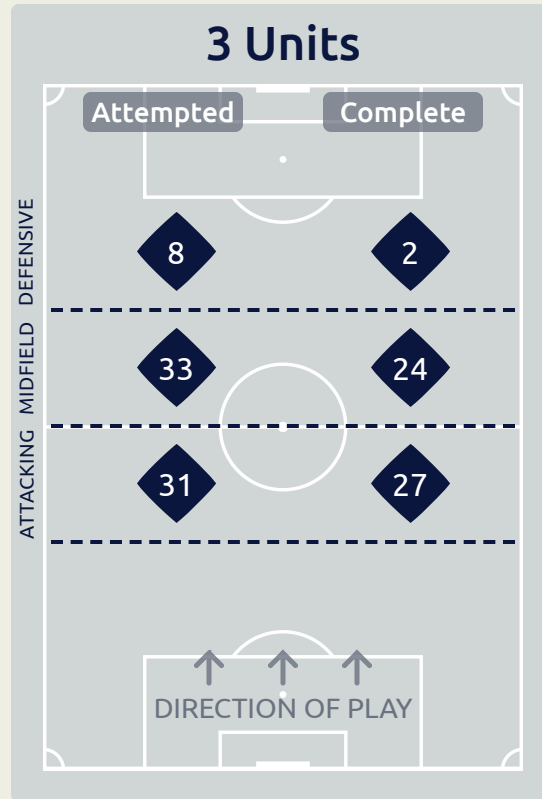
**Al Ahly FC**

Attempted Line Breaks

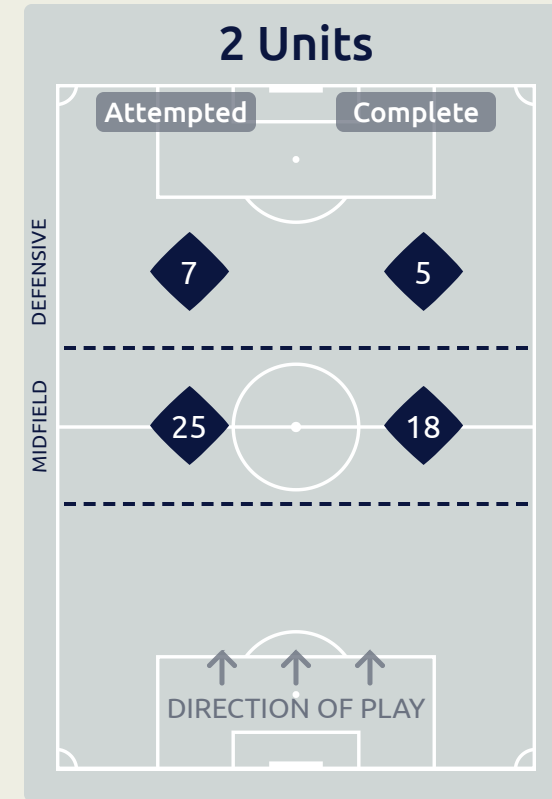
**111**



<b>Attempted Line Breaks</b>	<b>7</b>
Inside Shape	4
Outside Shape	3



<b>Attempted Line Breaks</b>	<b>72</b>
Inside Shape	48
Outside Shape	24



<b>Attempted Line Breaks</b>	<b>32</b>
Inside Shape	17
Outside Shape	15



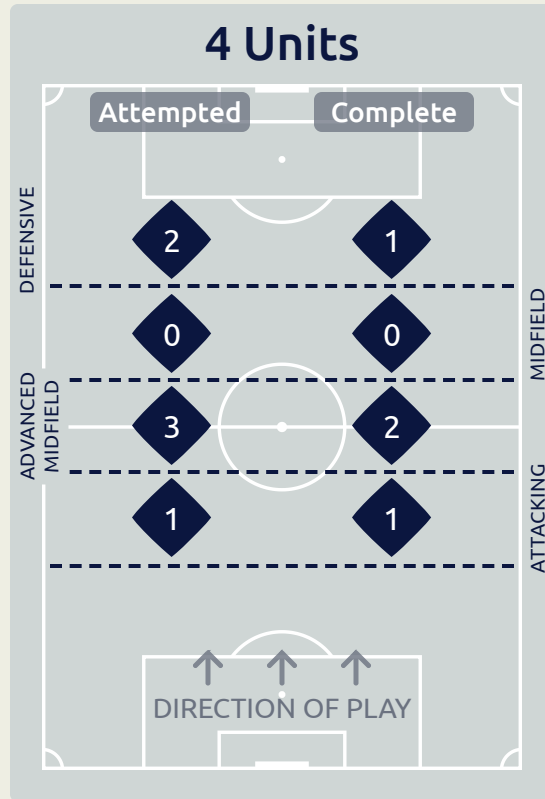
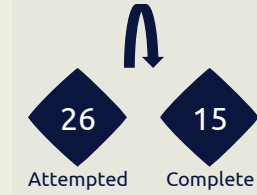
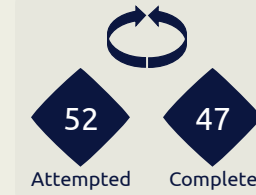
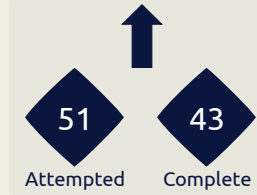
# Line Breaks



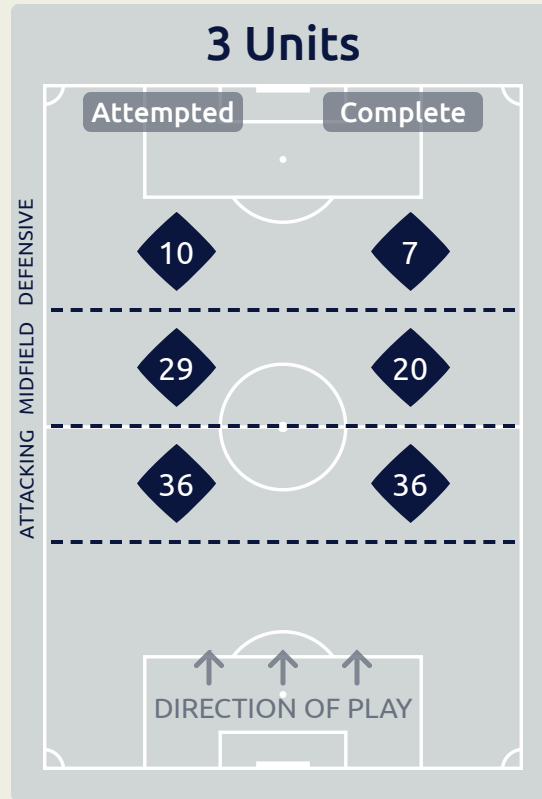
Real Madrid CF

Attempted Line Breaks

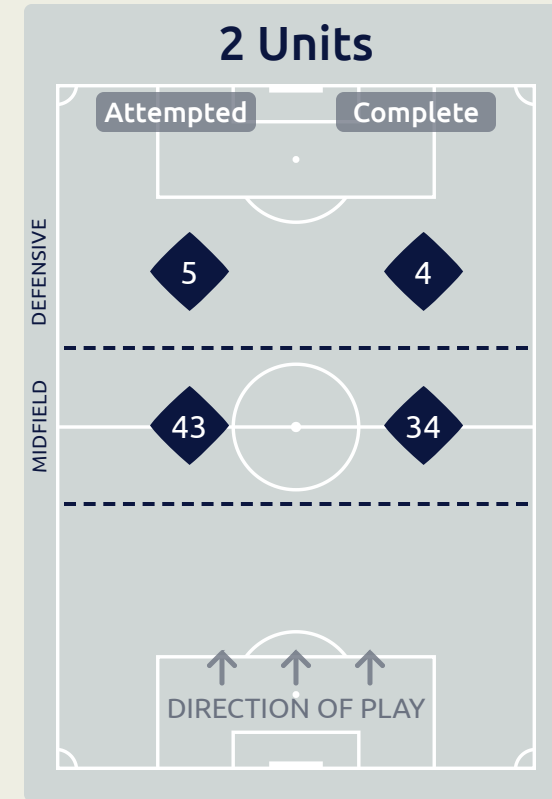
129



Attempted Line Breaks	6
Inside Shape	4
Outside Shape	2



Attempted Line Breaks	75
Inside Shape	51
Outside Shape	24



Attempted Line Breaks	48
Inside Shape	27
Outside Shape	21

## Line Breaks



					4 Units				3 Units			2 Units		Direction			Distribution Type		
#	Player	Line Breaks Attempted	Line Breaks Completed	Line Break Completion %	Attacking Line	Attacking Midfield Line	Midfield Line	Defensive Line	Attacking Line	Midfield Line	Defensive Line	Midfield Line	Defensive Line	Through	Around	Over	Pass	Cross	Ball Progression
1	MOHAMED ELSHENAWY	16	10	62%	0	0	0	1	8	3	0	4	0	1	1	14	16	0	0
4	MAHMOUD METWALY	8	5	62%	0	0	0	1	2	3	0	2	0	3	1	4	8	0	0
9	AHMED ABDELKADER	3	3	100%	0	0	0	0	0	1	1	0	1	1	2	0	2	0	1
10	MOHAMED SHERIF	0	0	0%	0	0	0	0	0	0	0	0	0	0	0	0	0	0	0
14	HUSSEIN ELSHAHAT	11	7	63%	0	0	0	0	3	3	3	1	1	7	3	1	11	0	0
15	DIENG Aliou	5	5	100%	0	0	0	0	3	1	0	1	0	1	3	1	5	0	0
17	AMRO ELSOULIA	9	8	88%	0	1	0	0	1	2	0	4	1	3	3	3	9	0	0
19	MOHAMED AFSHA	7	3	42%	0	0	0	0	0	2	2	3	0	2	3	2	6	1	0
21	MAALOUL Ali	14	11	78%	0	1	0	1	3	7	0	2	0	3	6	5	14	0	0
24	MOHAMED ABDELMONEIM	14	12	85%	1	0	0	0	8	1	1	3	0	4	7	3	14	0	0
30	MOHAMED HANY	17	12	70%	1	0	0	0	3	8	0	2	3	2	7	8	15	2	0
7	KAHRABA	0	0	0%	0	0	0	0	0	0	0	0	0	0	0	0	0	0	0
8	HAMDY FATHY	3	3	100%	0	0	0	0	0	0	0	3	0	1	0	2	3	0	0
23	TAU Percy	1	0	0%	0	0	0	0	0	0	0	0	1	1	0	0	1	0	0
27	TAHER MOHAMED	3	2	66%	0	0	0	0	0	2	1	0	0	1	1	1	2	0	1



# Passing Networks



#	Passes From ↓ to →	MOHAMED ELSHENAWY	MAHMOUD METWALY	AHMED ABDELKADER	MOHAMED SHERIF	HUSSEIN ELSHAHAT	DIENG Aliou	AMRO ELSOULIA	MOHAMED AFSHA	MAALLOUL Ali	MOHAMED ABDELMONEIM	MOHAMED HANY	KAHRABA	HAMDY FATHY	TAU Percy	TAHER MOHAMED
1	MOHAMED ELSHENAWY		1	3	0	4	1	1	0	2	4	4	0	1	0	2
4	MAHMOUD METWALY	2		2	1	4	0	5	1	4	5	0	0	0	1	0
9	AHMED ABDELKADER	0	0		1	2	2	4	6	3	3	1	0	0	0	0
10	MOHAMED SHERIF	0	0	0		3	1	1	1	1	0	1	0	0	0	0
14	HUSSEIN ELSHAHAT	0	1	0	0		1	5	7	1	0	7	0	0	1	0
15	DIENG Aliou	0	3	4	1	2		4	3	4	3	1	0	0	0	0
17	AMRO ELSOULIA	0	1	3	0	7	5		6	1	2	8	1	1	0	1
19	MOHAMED AFSHA	0	2	6	2	4	2	3		2	3	3	0	0	1	0
21	MAALLOUL Ali	1	0	5	1	0	4	1	4		6	0	0	0	0	0
24	MOHAMED ABDELMONEIM	6	8	2	2	1	5	3	1	6		4	0	1	0	0
30	MOHAMED HANY	1	5	0	2	5	1	2	4	1	4		0	1	0	2
7	KAHRABA	0	0	0	0	0	0	0	0	0	0	0		0	0	0
8	HAMDY FATHY	0	0	1	0	2	0	0	0	2	1	1	0		1	2
23	TAU Percy	0	0	0	0	0	0	1	0	0	0	0	0	1		0
27	TAHER MOHAMED	0	0	0	0	0	0	1	0	0	0	2	0	0	1	

## Top 5 Player to Player Passers

Player	Passed To	Count
AMRO ELSOULIA	MOHAMED HANY	2
MOHAMED ABDELMONEIM	MAHMOUD METWALY	2
HUSSEIN ELSHAHAT	MOHAMED HANY	2
HUSSEIN ELSHAHAT	MOHAMED AFSHA	2
AMRO ELSOULIA	HUSSEIN ELSHAHAT	2

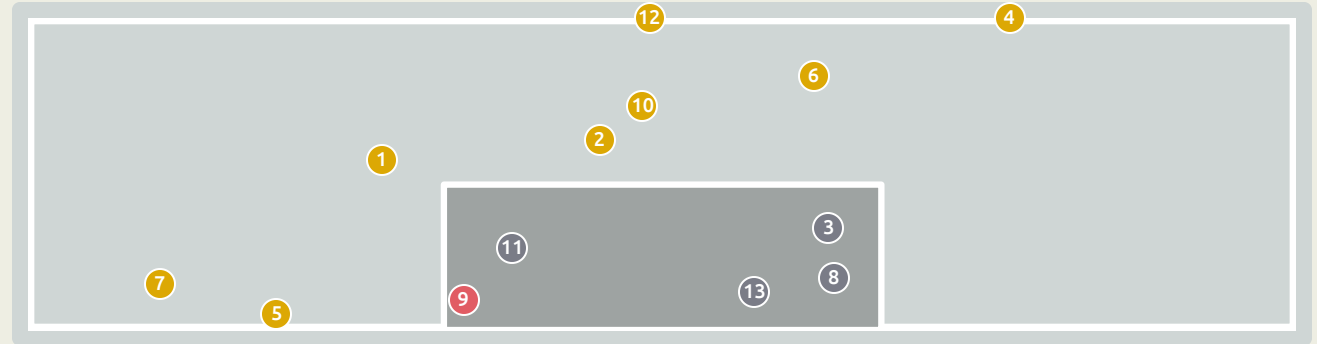
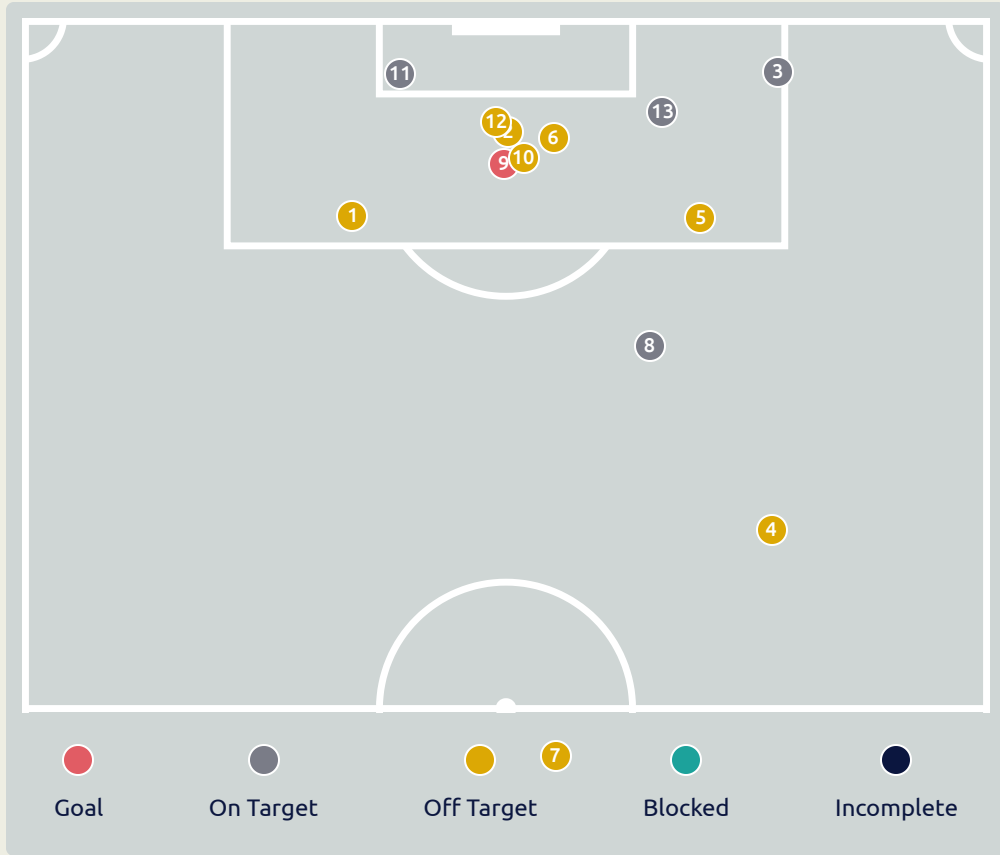
## Passing Networks

#	Passes From ↓ to →	LUNIN Andriy	ALABA David	NACHO	KROOS Toni	MODRIC Luka	CAMAVINGA Eduardo	VALVERDE Federico	TCHOUAMENI Aurelien	VINICIUS JUNIOR	RODRYGO	RUEDIGER Antonio	ODRIOZOLA Alvaro	CEBALLOS Dani	DIAZ Mariano	ARRIBAS Sergio
13	LUNIN Andriy		7	4	5	1	3	0	3	0	1	7	0	0	0	0
4	ALABA David	2		3	9	4	6	1	6	6	5	19	0	0	1	0
6	NACHO	1	3		2	10	1	7	6	0	2	7	0	1	0	0
8	KROOS Toni	0	9	1		11	9	11	10	8	6	7	0	0	0	0
10	MODRIC Luka	0	6	7	8		7	10	9	1	11	4	0	3	0	0
12	CAMAVINGA Eduardo	1	3	0	10	7		2	4	11	4	2	0	3	0	0
15	VALVERDE Federico	0	3	8	4	14	1		9	0	2	3	0	0	0	0
18	TCHOUAMENI Aurelien	3	9	4	10	9	4	11		3	2	10	0	2	0	0
20	VINICIUS JUNIOR	0	1	2	1	3	7	0	2		4	0	0	0	0	0
21	RODRYGO	0	0	2	7	5	3	2	4	5		1	0	1	0	0
22	RUEDIGER Antonio	5	13	7	12	8	2	4	10	0	3		0	0	0	0
16	ODRIOZOLA Alvaro	0	0	0	0	0	0	0	0	0	0	0		0	0	0
19	CEBALLOS Dani	0	2	0	0	2	1	1	0	0	3	0	0		0	0
24	DIAZ Mariano	0	0	0	0	0	1	0	0	0	0	0	0	0		0
33	ARRIBAS Sergio	0	0	0	0	0	0	0	0	0	0	0	0	0	0	

### Top 5 Player to Player Passers

Player	Passed To	% of Total Team Passes
ALABA David	RUEDIGER Antonio	3.3%
VALVERDE Federico	MODRIC Luka	2.5%
RUEDIGER Antonio	ALABA David	2.3%
RUEDIGER Antonio	KROOS Toni	2.1%
KROOS Toni	MODRIC Luka	1.9%

# Attempts at Goal



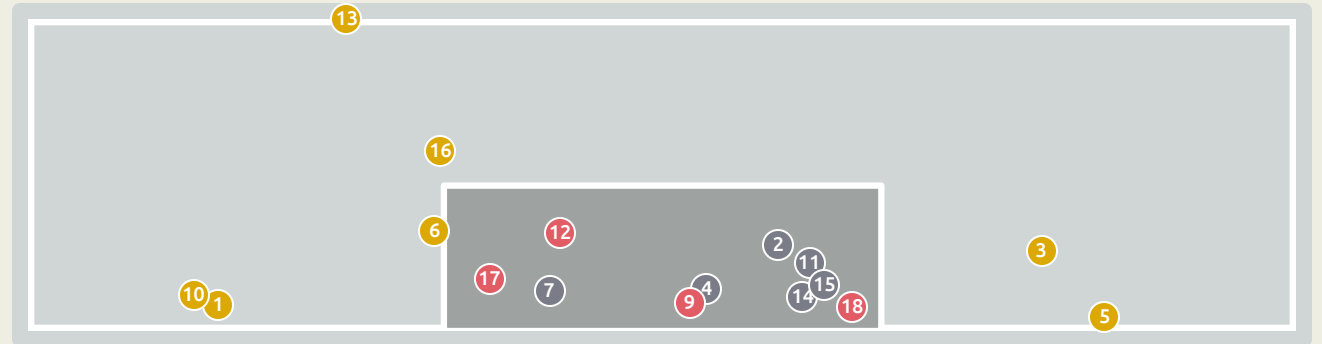
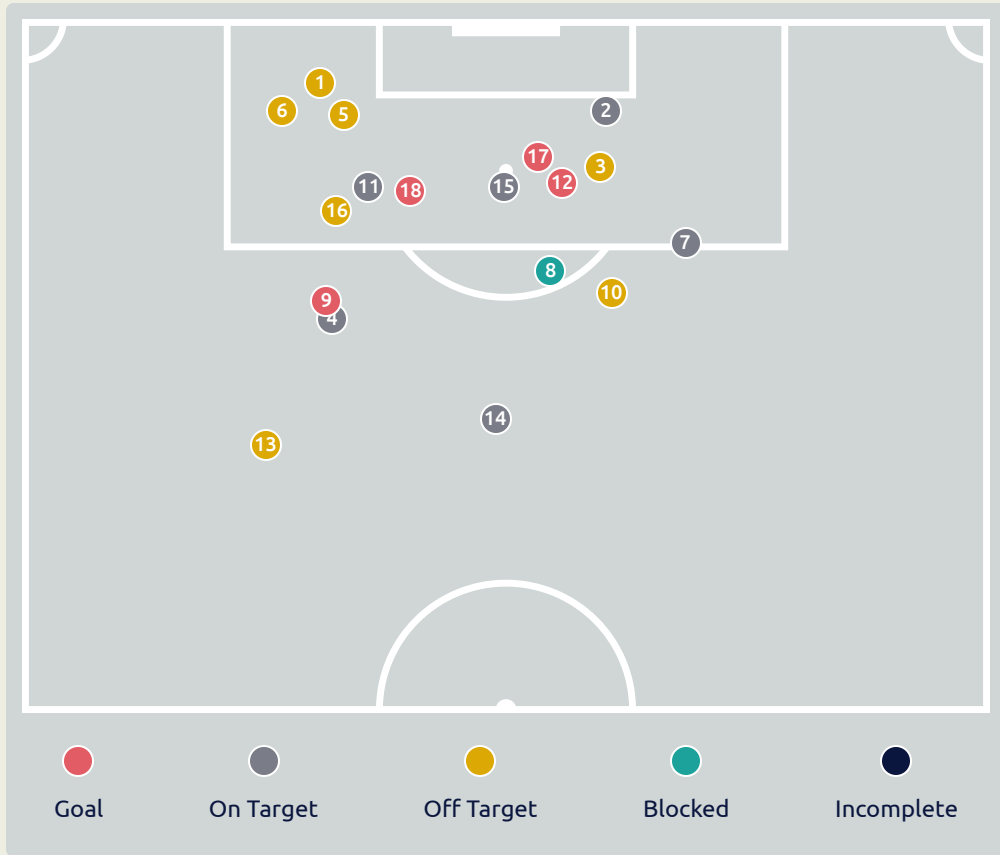
Key	Outcome	Shots
<span style="color: red;">●</span>	Goals	1
<span style="color: grey;">●</span>	On Target	4
<span style="color: yellow;">●</span>	Off Target	8
<span style="color: teal;">●</span>	Blocked	0
<span style="color: darkblue;">●</span>	Incomplete	0

# Attempts at Goal



Time	Player	Outcome	Body Part	Delivery Type
18	10 MOHAMED SHERIF	Off Target	Left Foot	Pass
25	24 MOHAMED ABDELMONEIM	Off Target	Head	Pass
30	14 HUSSEIN ELSHAHAT	On Target - Saved	Right Foot	Other
38	14 HUSSEIN ELSHAHAT	Off Target	Right Foot	Pass
47	14 HUSSEIN ELSHAHAT	Off Target	Right Foot	Pass
50	10 MOHAMED SHERIF	Off Target	Head	Cross
54	19 MOHAMED AFSHA	Off Target	Right Foot	Pass
59	30 MOHAMED HANY	Deflected On Target - Saved	Right Foot	Loose Ball
64	21 MAALOUL Ali	On Target - Goal	Left Foot	Penalty
68	19 MOHAMED AFSHA	Off Target	Right Foot	Cross
78	27 TAHER MOHAMED	On Target - Saved	Head	Corner
78	9 AHMED ABDELKADER	Off Target	Head	Cross
93	7 KAHRABA	On Target - Saved	Right Foot	Loose Ball

# Attempts at Goal



Key	Outcome	Shots
<span style="color: red;">●</span>	Goals	4
<span style="color: grey;">●</span>	On Target	6
<span style="color: yellow;">●</span>	Off Target	7
<span style="color: teal;">●</span>	Blocked	1
<span style="color: darkblue;">●</span>	Incomplete	0



## Attempts at Goal



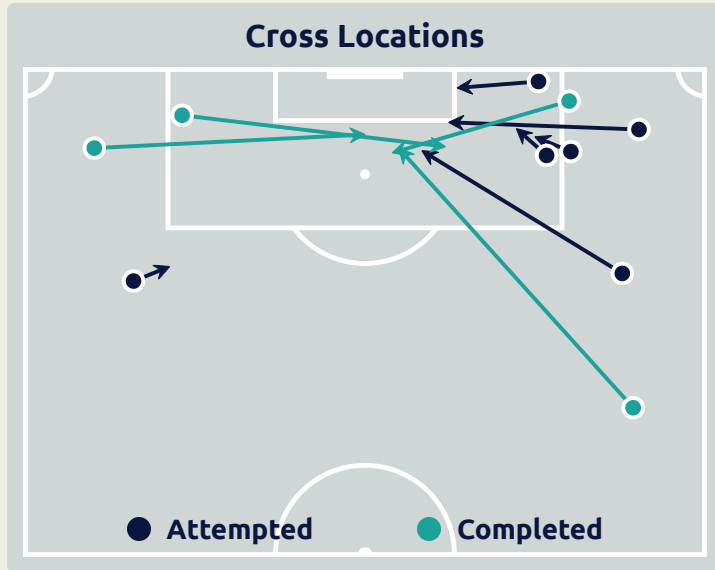
Time	Player	Outcome	Body Part	Delivery Type
16	21 RODRYGO	Deflected Off Target - Defensive Event	Left Foot	Pass
16	22 RUEDIGER Antonio	On Target - Saved	Head	Corner
22	21 RODRYGO	Off Target	Left Foot	Pass
26	18 TCHOUAMENI Aurelien	On Target - Saved	Right Foot	Pass
27	20 VINICIUS JUNIOR	Off Target	Right Foot	Pass
28	21 RODRYGO	Off Target	Right Foot	Pass
36	15 VALVERDE Federico	On Target - Saved	Right Foot	Pass
39	15 VALVERDE Federico	Incomplete - Blocked	Right Foot	Pass
41	20 VINICIUS JUNIOR	On Target - Goal	Right Foot	Loose Ball
45	6 NACHO	Off Target	Right Foot	Pass
45	21 RODRYGO	On Target - Saved	Right Foot	Pass
45	15 VALVERDE Federico	On Target - Goal	Right Foot	Other
48	20 VINICIUS JUNIOR	Off Target	Right Foot	Pass
54	18 TCHOUAMENI Aurelien	On Target - Saved	Right Foot	Pass
86	10 MODRIC Luka	On Target - Saved	Right Foot	Penalty
89	21 RODRYGO	Off Target	Left Foot	Pass
91	21 RODRYGO	On Target - Goal	Right Foot	Pass

## Attempts at Goal

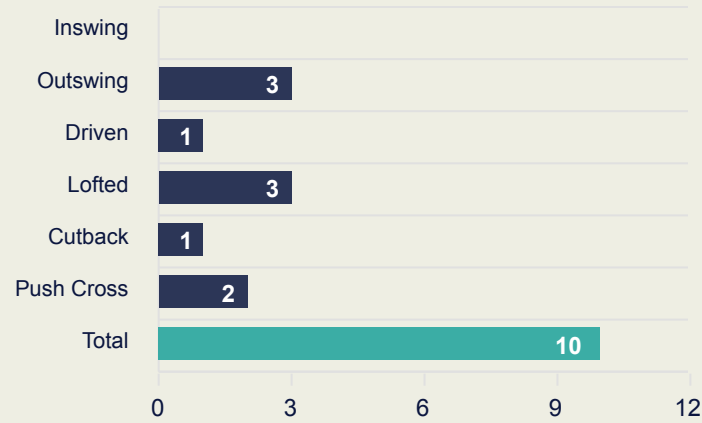


Time	Player	Outcome	Body Part	Delivery Type
97	33 ARRIBAS Sergio	On Target - Goal	Left Foot	Loose Ball

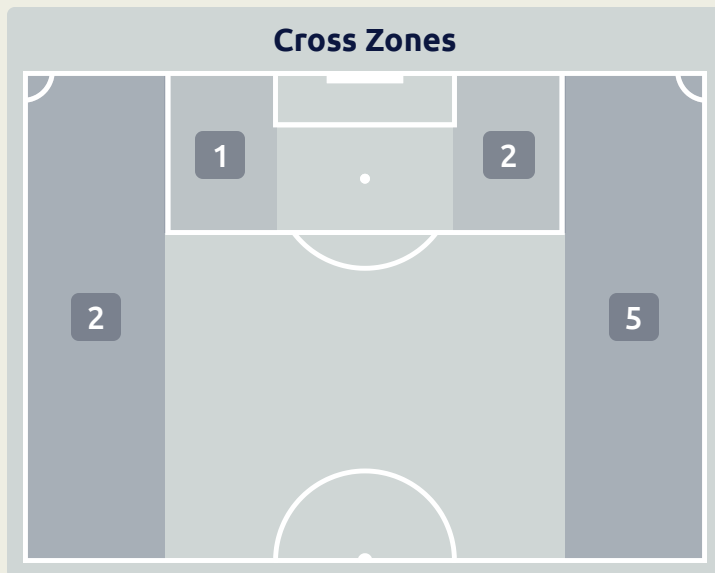
# Crosses (Open Play)



## Delivery Type



#	Player	Inswing	Outswing	Driven	Lofted	Cutback	Push Cross	Total Attempted
1	MOHAMED ELSHENAWY	0	0	0	0	0	0	0
4	MAHMOUD METWALY	0	0	0	0	0	0	0
9	AHMED ABDELKADER	0	0	0	1	0	0	1
10	MOHAMED SHERIF	0	0	0	0	0	0	0
14	HUSSEIN ELSHAHAT	0	0	0	1	1	2	4
15	DIENG Aliou	0	0	0	0	0	0	0
17	AMRO ELSOULIA	0	0	0	0	0	0	0
19	MOHAMED AFSHA	0	0	0	1	0	0	1
21	MAALOUL Ali	0	2	0	0	0	0	2
24	MOHAMED ABDELMONEIM	0	0	0	0	0	0	0
30	MOHAMED HANY	0	1	1	0	0	0	2
7	KAHRABA	0	0	0	0	0	0	0
8	HAMDY FATHY	0	0	0	0	0	0	0
23	TAU Percy	0	0	0	0	0	0	0
27	TAHER MOHAMED	0	0	0	0	0	0	0



Attempted

**10**

Completed

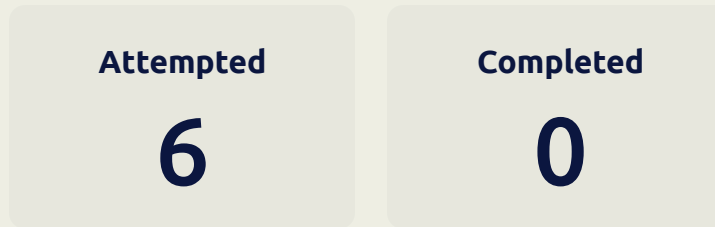
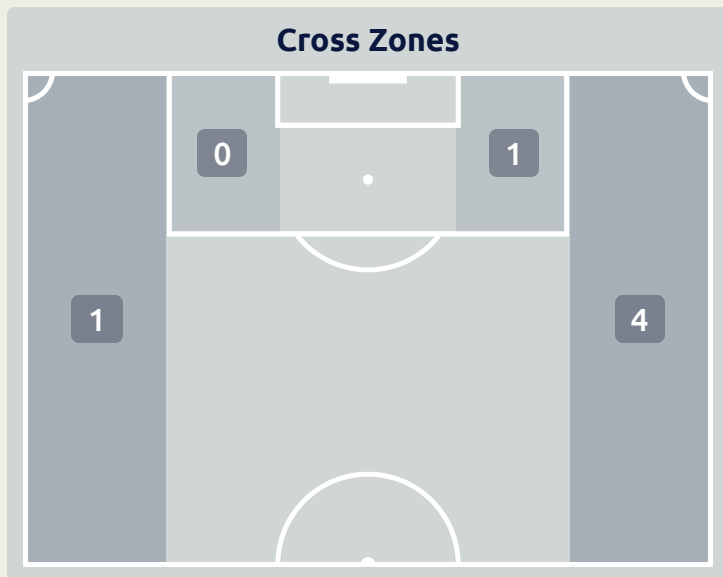
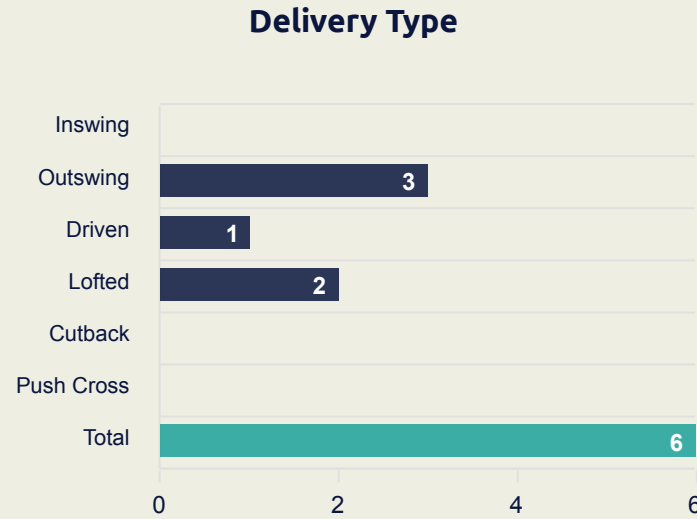
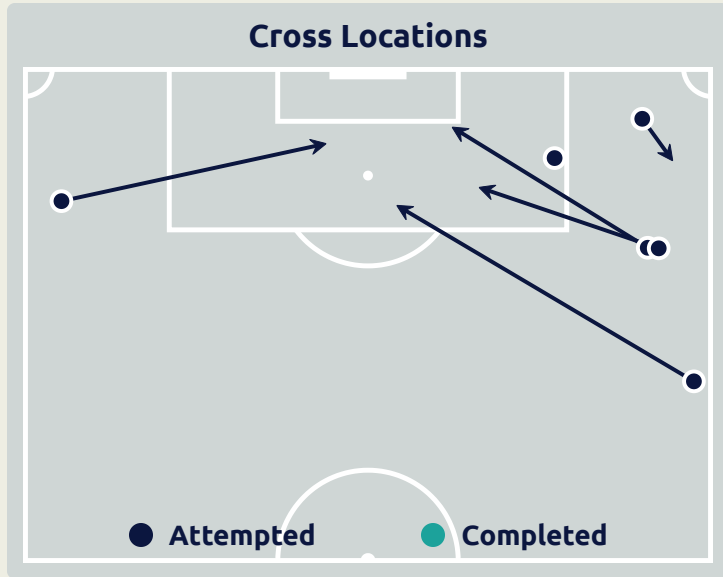
**4**

Most Crosses Attempted

**4**

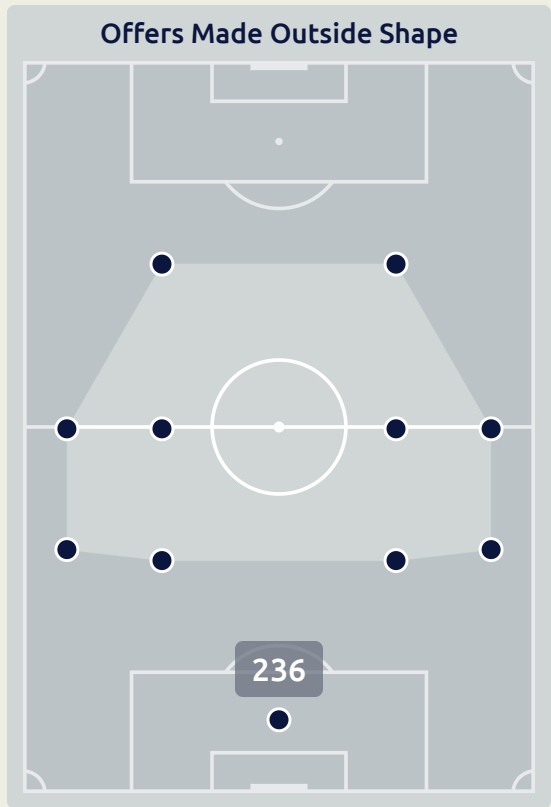
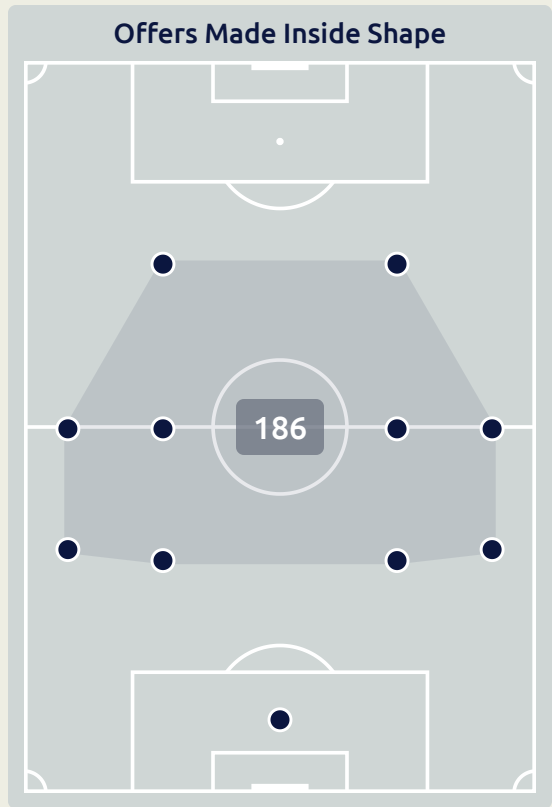
**HUSSEIN ELSHAHAT**  
RIGHT MIDFIELD

# Crosses (Open Play)



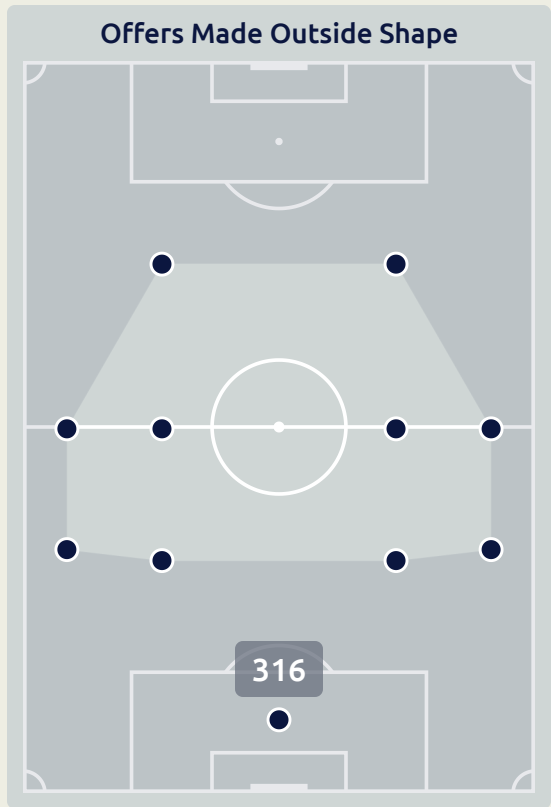
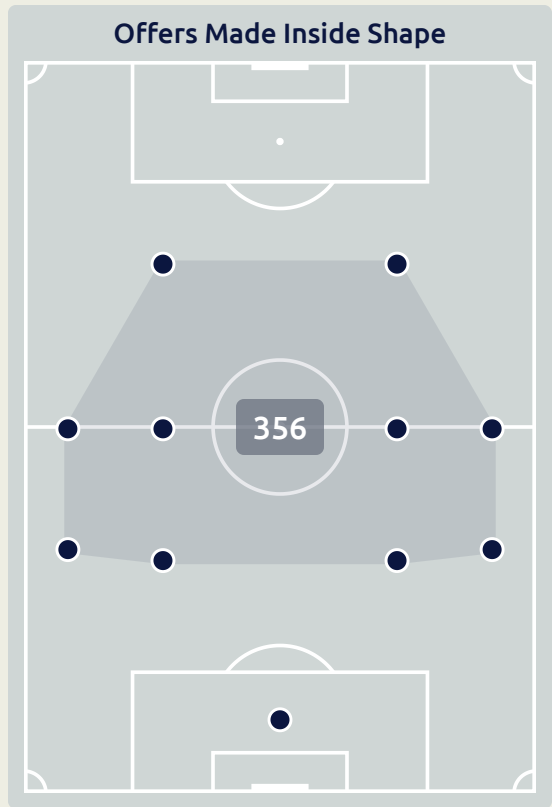
#	Player	Inswing	Outswing	Driven	Lofted	Cutback	Push Cross	Total Attempted
13	LUNIN Andriy	0	0	0	0	0	0	0
4	ALABA David	0	1	0	0	0	0	1
6	NACHO	0	0	0	0	0	0	0
8	KROOS Toni	0	0	0	0	0	0	0
10	MODRIC Luka	0	0	0	1	0	0	1
12	CAMAVINGA Eduardo	0	0	0	0	0	0	0
15	VALVERDE Federico	0	2	1	1	0	0	4
18	TCHOUAMENI Aurelien	0	0	0	0	0	0	0
20	VINICIUS JUNIOR	0	0	0	0	0	0	0
21	RODRYGO	0	0	0	0	0	0	0
22	RUEDIGER Antonio	0	0	0	0	0	0	0
16	ODRIOZOLA Alvaro	0	0	0	0	0	0	0
19	CEBALLOS Dani	0	0	0	0	0	0	0
24	DIAZ Mariano	0	0	0	0	0	0	0
33	ARRIBAS Sergio	0	0	0	0	0	0	0

# Offering to Receive



#	Player	Offers Made	Offers Received	% Made & Received
1	MOHAMED ELSHENAWY	3	1	33.3%
4	MAHMOUD METWALY	19	8	42.1%
9	AHMED ABDELKADER	40	11	27.5%
10	MOHAMED SHERIF	31	9	29%
14	HUSSEIN ELSHAHAT	60	24	40%
15	DIENG Aliou	35	12	34.3%
17	AMRO ELSOULIA	31	13	41.9%
19	MOHAMED AFSHA	56	20	35.7%
21	MAALOUL Ali	46	20	43.5%
24	MOHAMED ABDELMONEIM	15	9	60%
30	MOHAMED HANY	40	17	42.5%
7	KAHRABA	5	0	0%
8	HAMDY FATHY	14	2	14.3%
23	TAU Percy	13	2	15.4%
27	TAHER MOHAMED	14	5	35.7%

# Offering to Receive

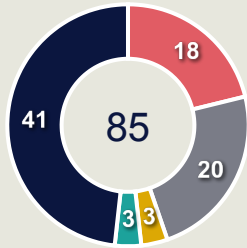


#	Player	Offers Made	Offers Received	% Made & Received
13	LUNIN Andriy	5	2	40%
4	ALABA David	39	11	28.2%
6	NACHO	60	24	40%
8	KROOS Toni	47	27	57.4%
10	MODRIC Luka	88	41	46.6%
12	CAMAVINGA Eduardo	71	24	33.8%
15	VALVERDE Federico	78	33	42.3%
18	TCHOUAMENI Aurelien	80	34	42.5%
20	VINICIUS JUNIOR	96	22	22.9%
21	RODRYGO	88	26	29.5%
22	RUEDIGER Antonio	13	7	53.8%
16	ODRIOZOLA Alvaro	0	0	0%
19	CEBALLOS Dani	7	3	42.9%
24	DIAZ Mariano	0	0	0%
33	ARRIBAS Sergio	0	0	0%

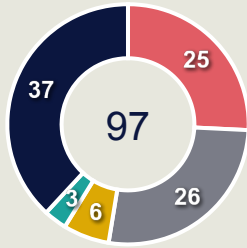
# Movement to Receive

## Movement Types by Phase

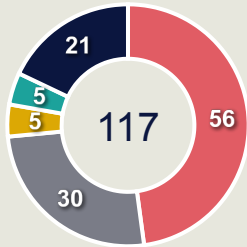
### Final Third Phase



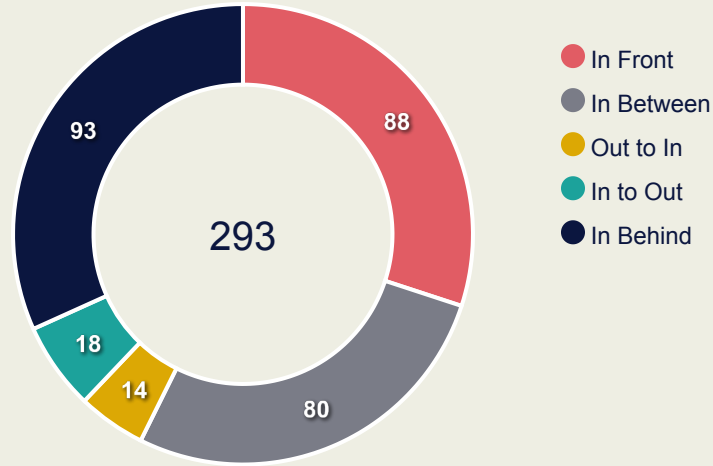
### Progression Phase



### Build Up Phase



## All Movement Types

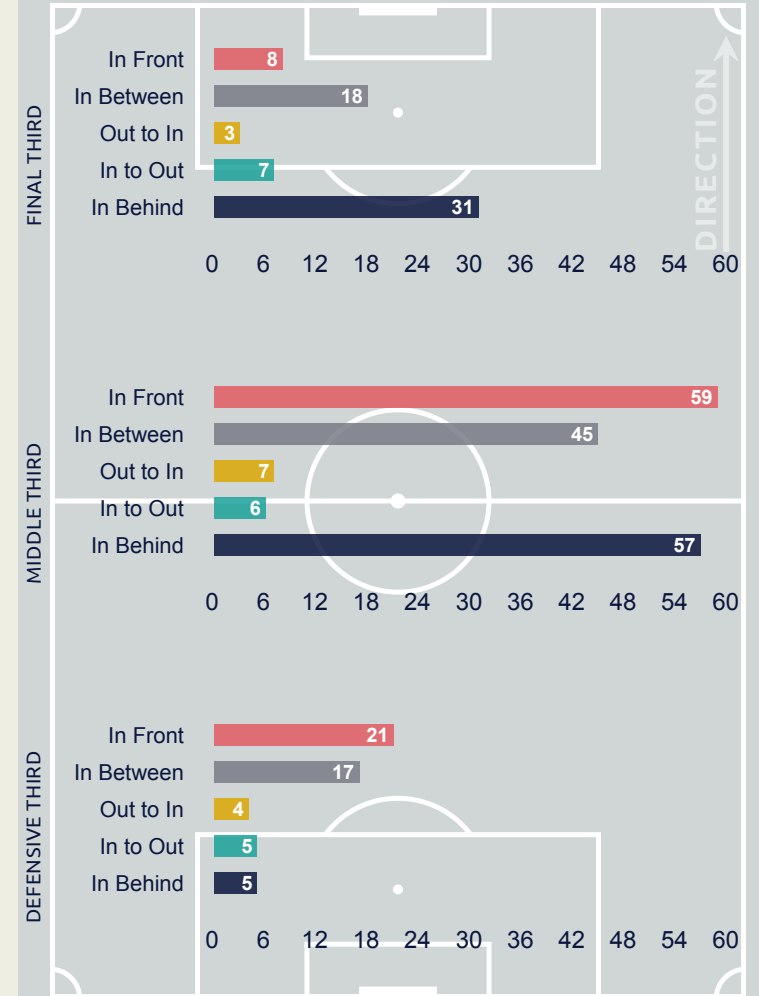


- In Front
- In Between
- Out to In
- In to Out
- In Behind

## Top Ranked Players

Type	Player	Movements
In Front	21 MAALLOUL Ali	18
In Between	19 MOHAMED AFSHA	21
Out to In	19 MOHAMED AFSHA	5
In to Out	14 HUSSEIN ELSHAHAT	4
In Behind	14 HUSSEIN ELSHAHAT	29

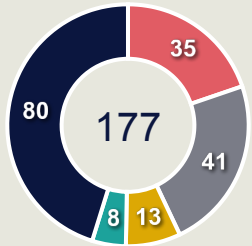
## Movement Types Pitch Third



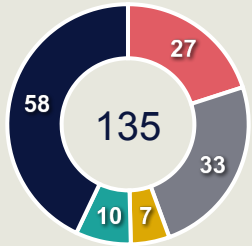
# Movement to Receive

## Movement Types by Phase

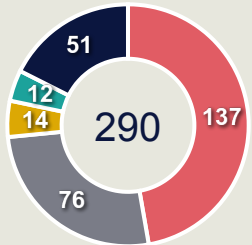
### Final Third Phase



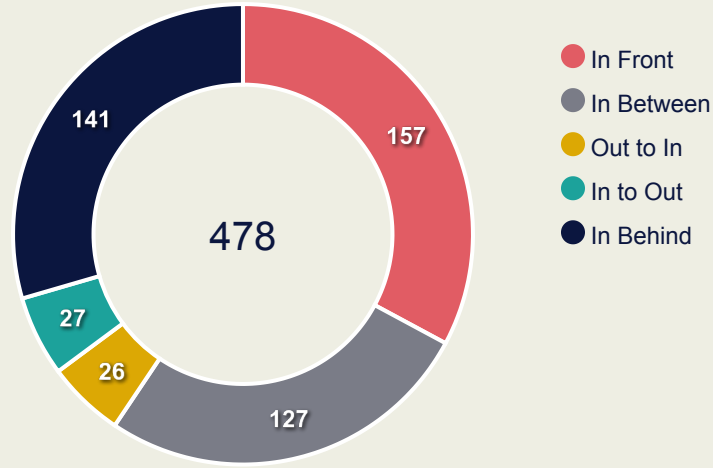
### Progression Phase



### Build Up Phase



## All Movement Types

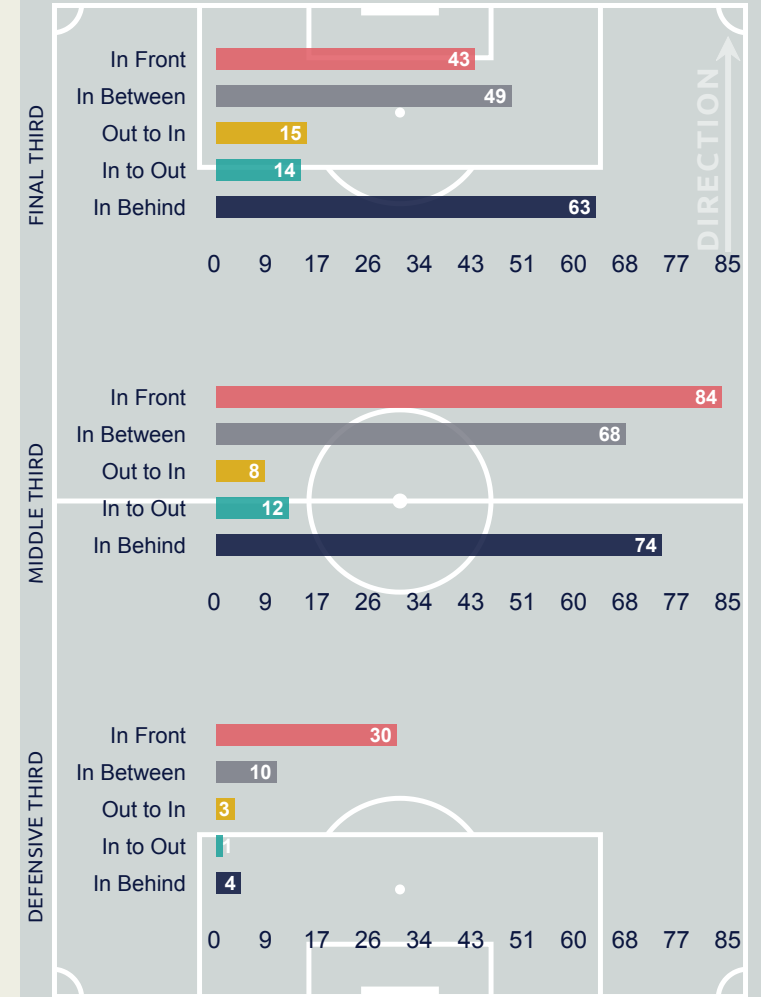


- In Front
- In Between
- Out to In
- In to Out
- In Behind

## Top Ranked Players

Type	Player	Movements
In Front	18 TCHOUAMENI Aurelien	48
In Between	10 MODRIC Luka	34
Out to In	15 VALVERDE Federico	7
In to Out	10 MODRIC Luka	9
In Behind	20 VINICIUS JUNIOR	58

## Movement Types Pitch Third







# OUT OF POSSESSION

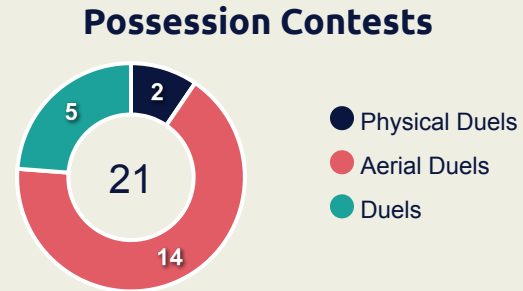
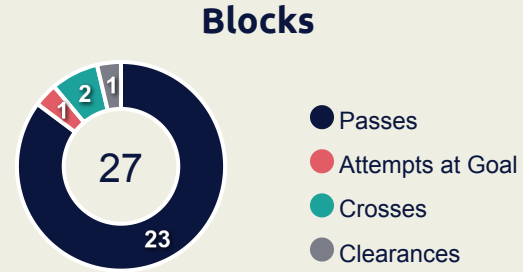
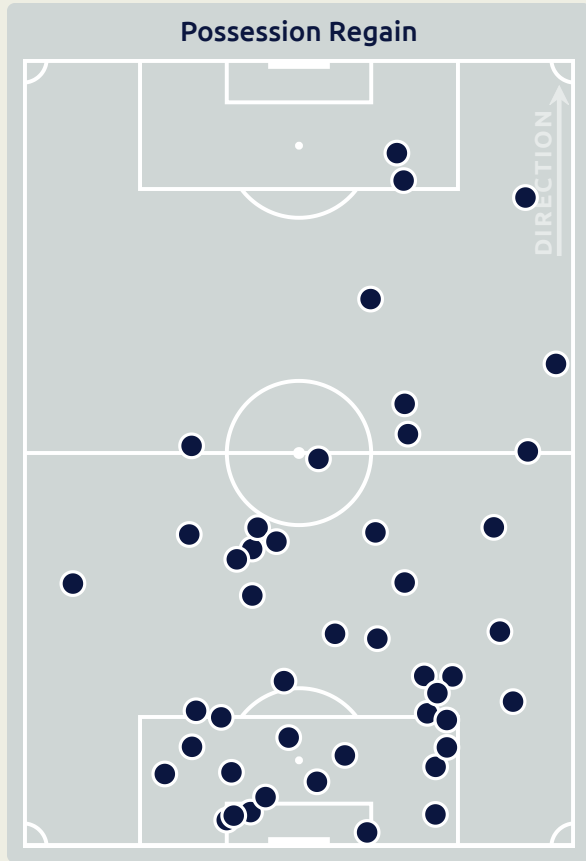
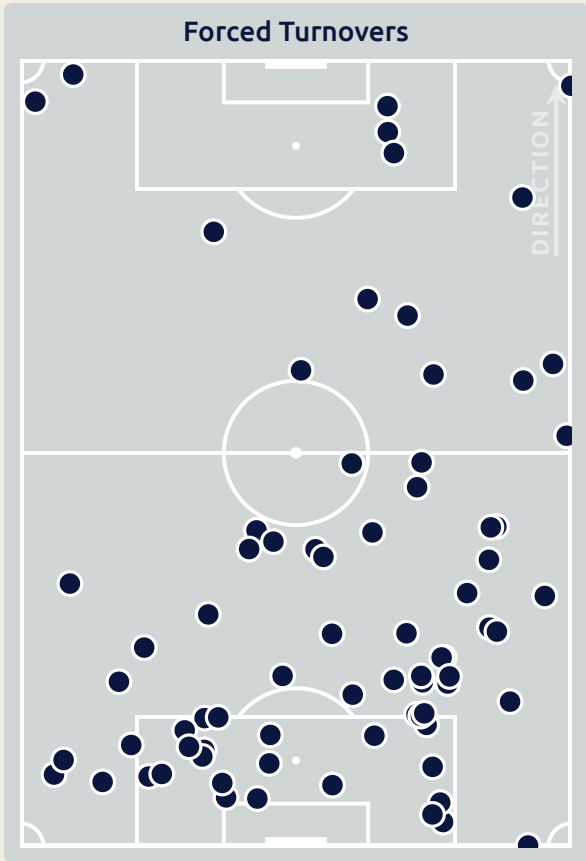


Al Ahly FC v Real Madrid CF



# Defensive Actions

<b>75</b> Forced Turnovers	<b>51</b> Possession Regained	<b>8</b> Interceptions	<b>54</b> Tackles	<b>3.01</b> Possession Actions / Defensive Action
-------------------------------	----------------------------------	---------------------------	----------------------	--



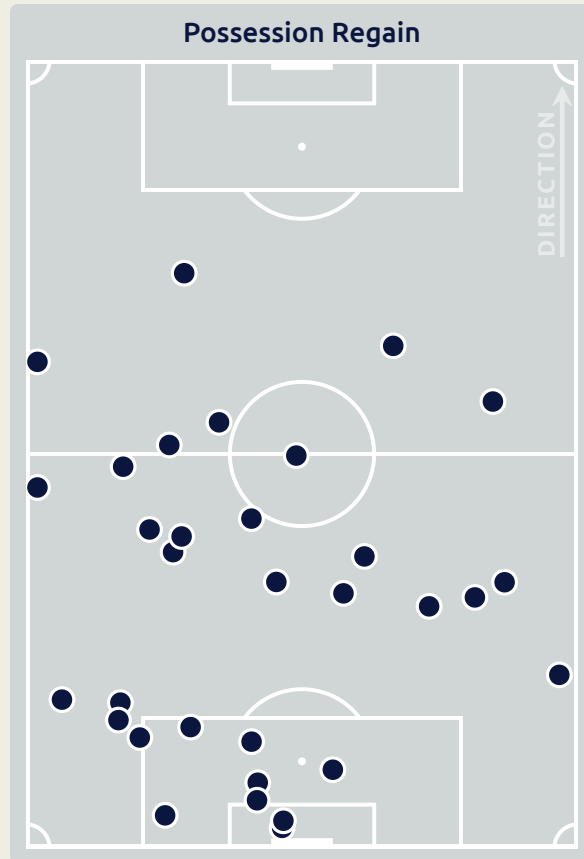
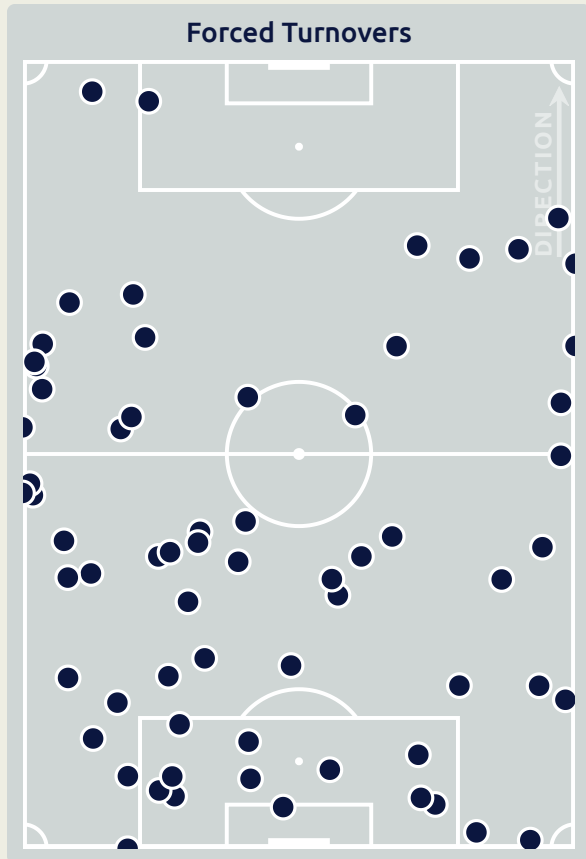
### Most Possession Regains

**12**

**MOHAMED ABDELMONEIM**  
LEFT CENTRE BACK

#	Player	Total Possession Regains
1	MOHAMED ELSHENAWY	9
4	MAHMOUD METWALY	8
9	AHMED ABDELKADER	0
10	MOHAMED SHERIF	2
14	HUSSEIN ELSHAHAT	3
15	DIENG Aliou	1
17	AMRO ELSOULIA	4
19	MOHAMED AFSHA	2
21	MAALOUL Ali	1
24	MOHAMED ABDELMONEIM	12
30	MOHAMED HANY	3
7	KAHRABA	0
8	HAMDY FATHY	5
23	TAU Percy	0
27	TAHER MOHAMED	1

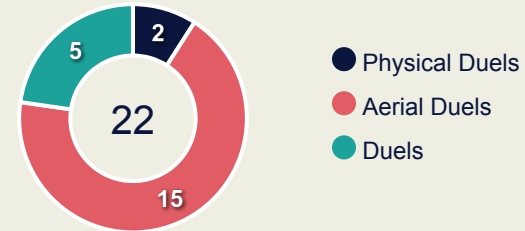
## Defensive Actions



## Blocks



## Possession Contests



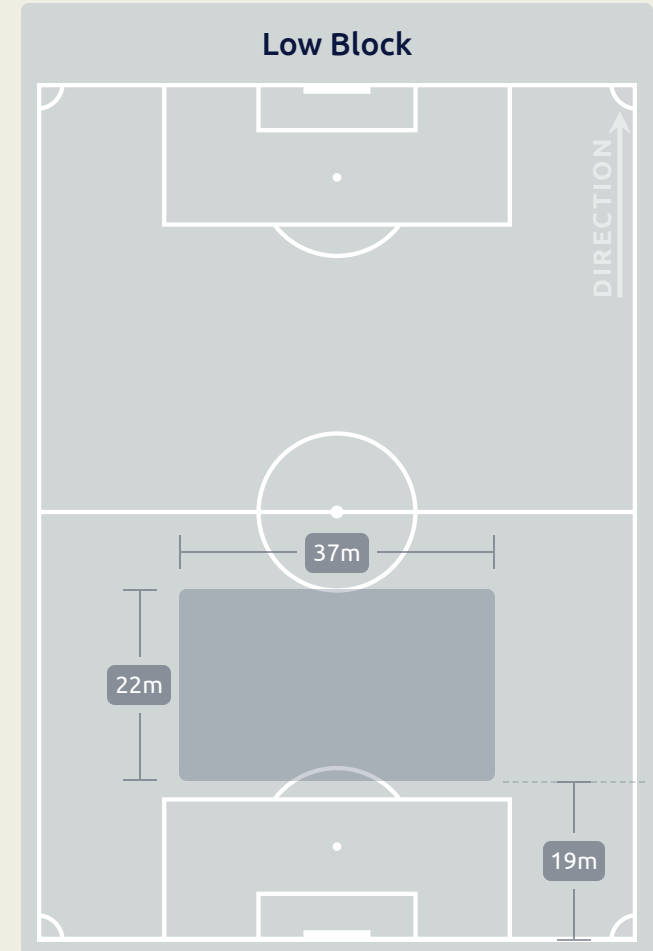
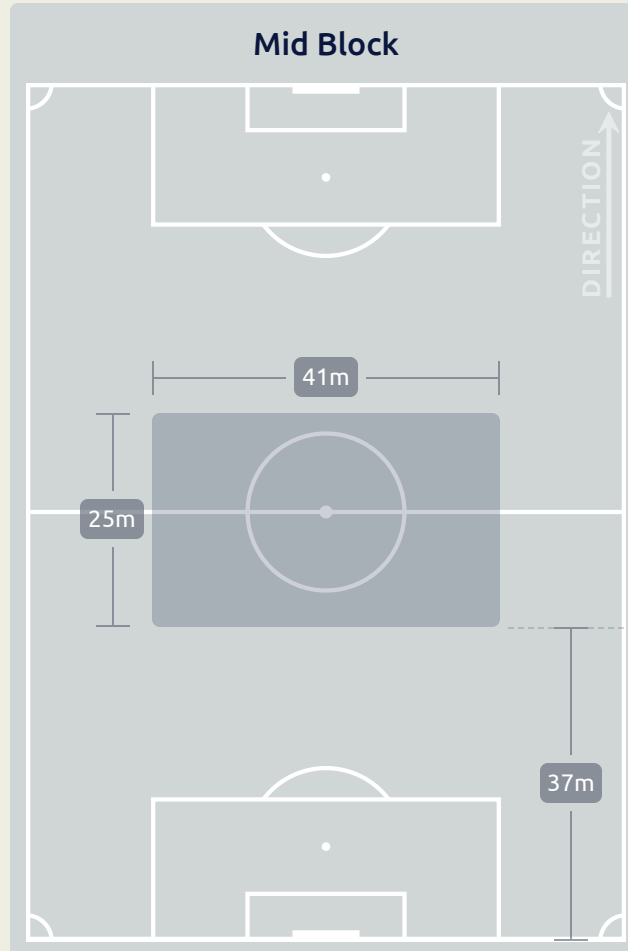
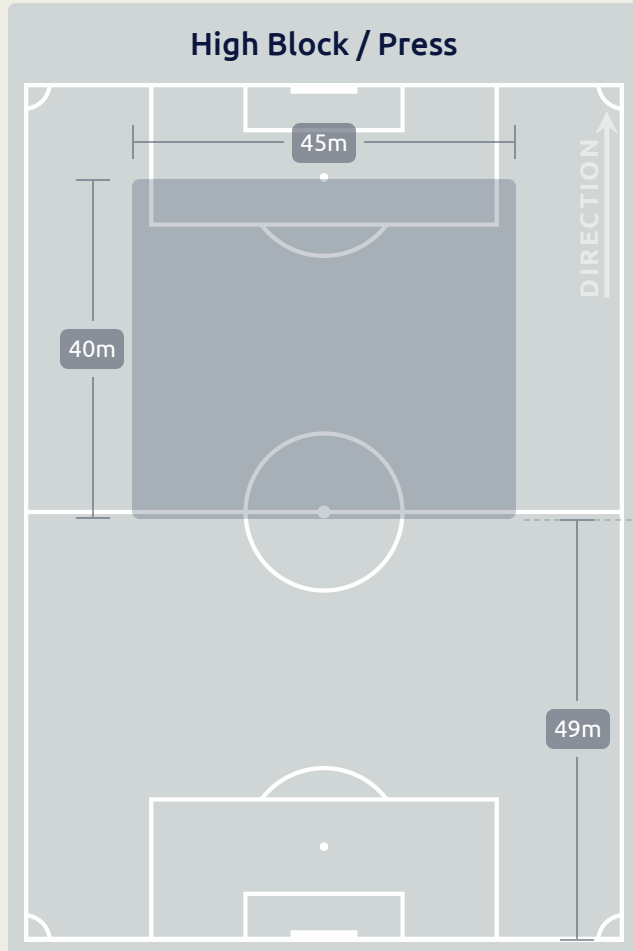
## Most Possession Regains



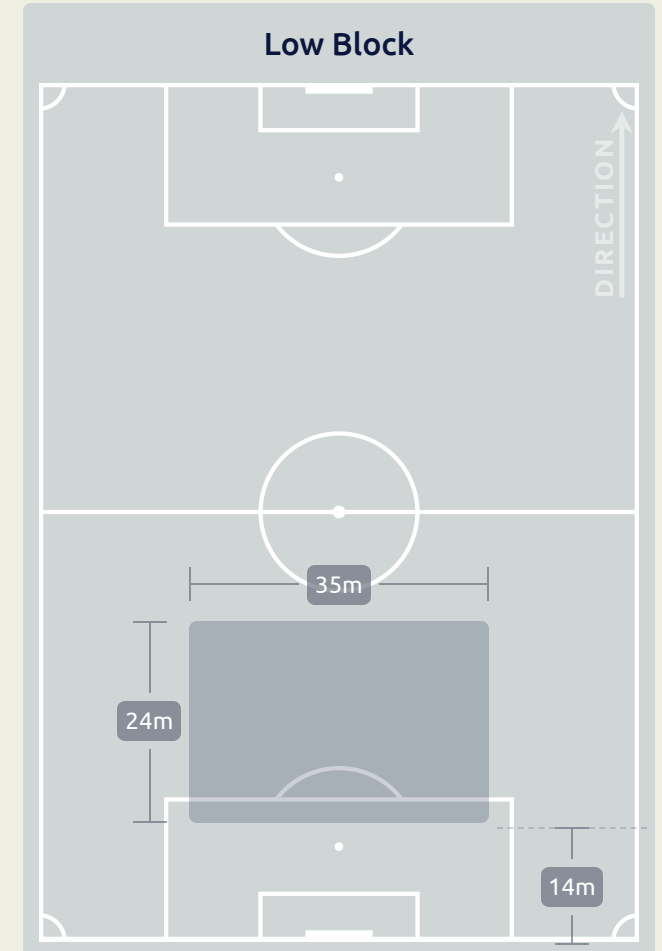
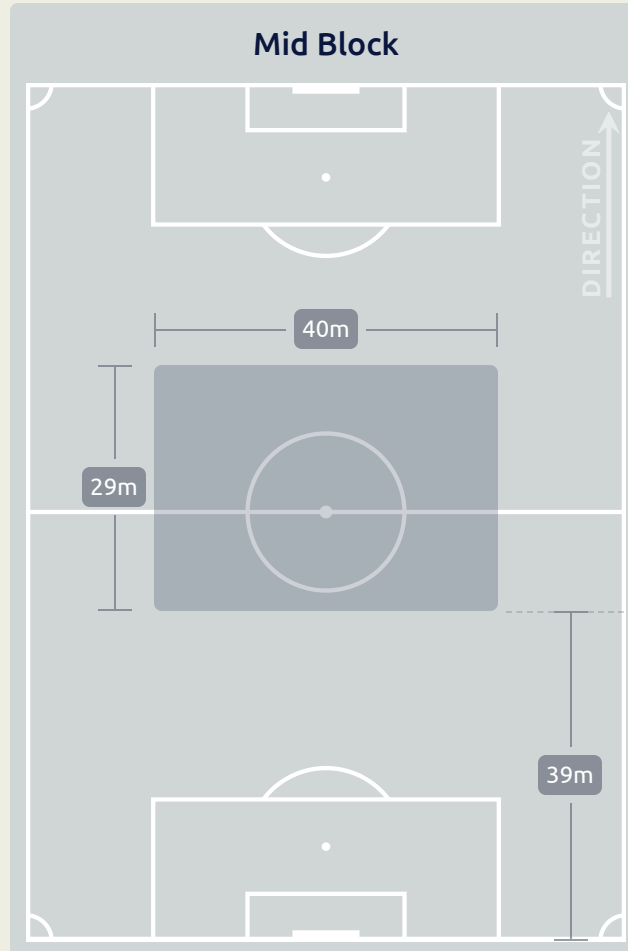
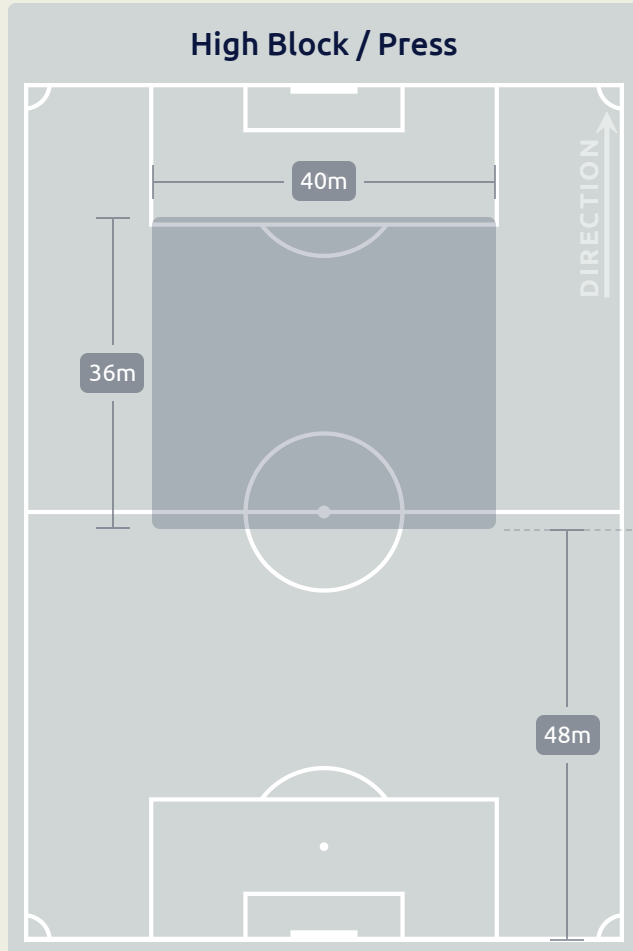
#	Player	Total Possession Regains
13	LUNIN Andriy	3
4	ALABA David	4
6	NACHO	4
8	KROOS Toni	4
10	MODRIC Luka	1
12	CAMAVINGA Eduardo	8
15	VALVERDE Federico	3
18	TCHOUAMENI Aurelien	3
20	VINICIUS JUNIOR	2
21	RODRYGO	1
22	RUEDIGER Antonio	3
16	ODRIOZOLA Alvaro	0
19	CEBALLOS Dani	0
24	DIAZ Mariano	0
33	ARRIBAS Sergio	0



# Defensive Line Height & Team Length



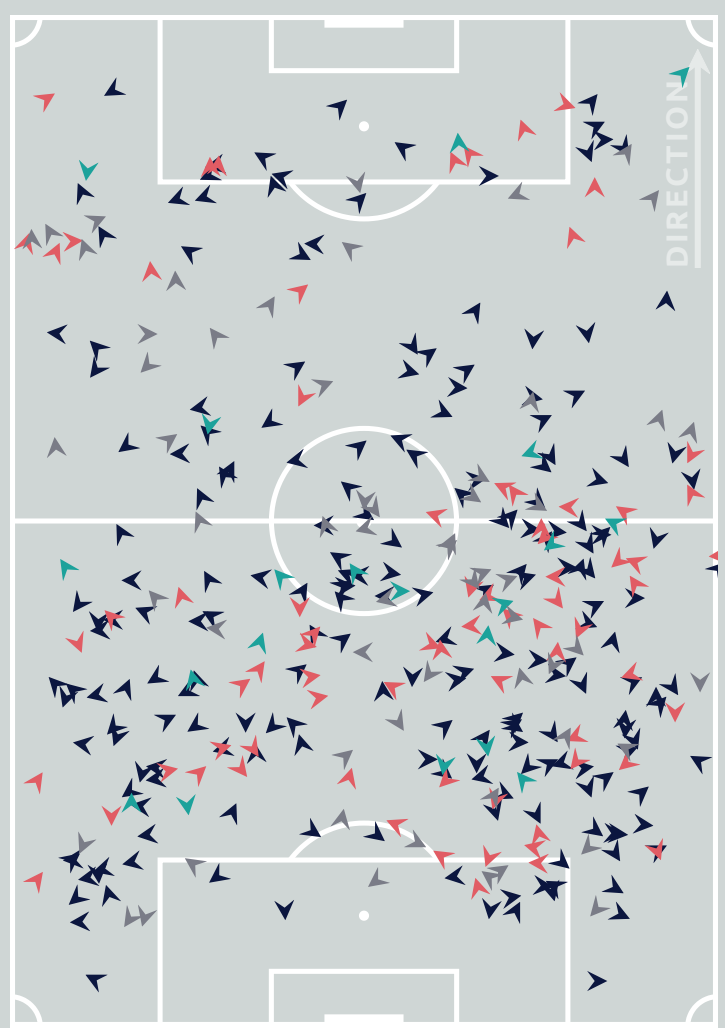
# Defensive Line Height & Team Length



# Defensive Pressure



**Al Ahly FC**



● Shown Outside ● Shown Inside ● Neutral ● From Behind

361	Total Pressures	228
74	Direct Pressures	44
1.34s	Avg Pressure Duration	1.51s
75	Forced Turnovers	66
15.88s	Ball Recovery Time	10.48s
151	Pushing on into Pressing	120
347	Pushing on	277
75	Pressing Direction Inside	33
206	Pressing Direction Outside	135

Most Direct Pressures

**16**

**AMRO ELSOULIA**  
RIGHT CENTRE MIDFIELD

Most Direct Pressures

**16**

**CAMAVINGA Eduardo**  
LEFT BACK

**Real Madrid CF**



● Shown Outside ● Shown Inside ● Neutral ● From Behind



# GOALKEEPING



Al Ahly FC v Real Madrid CF

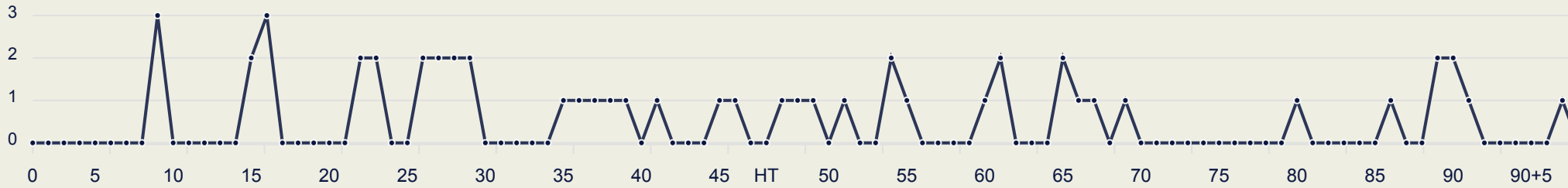


# Goalkeeping Involvement



## Al Ahly FC

### Al Ahly FC GK Involvement Timeline



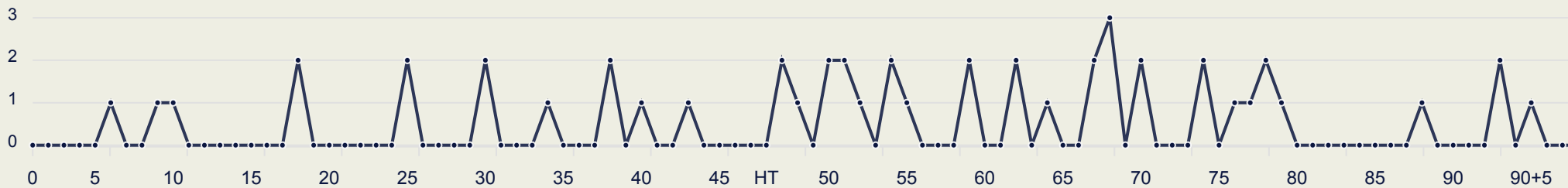
55

Total Involvements



## Real Madrid CF

### Real Madrid CF GK Involvement Timeline

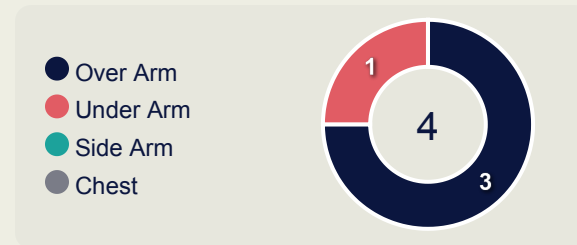
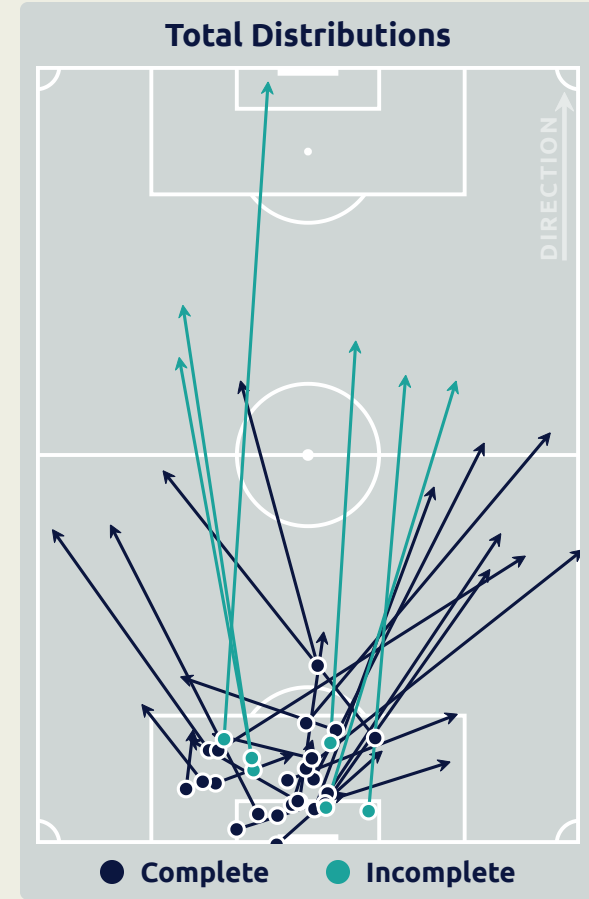
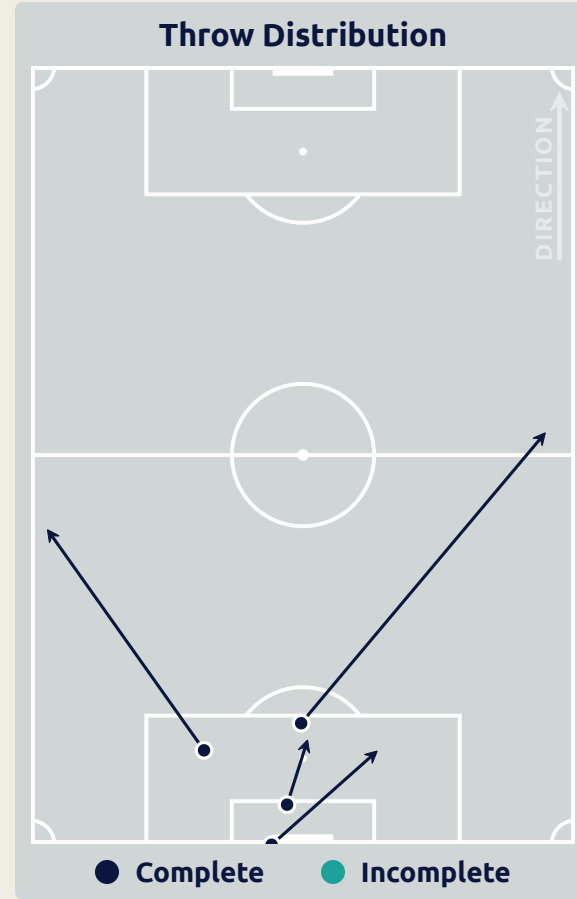
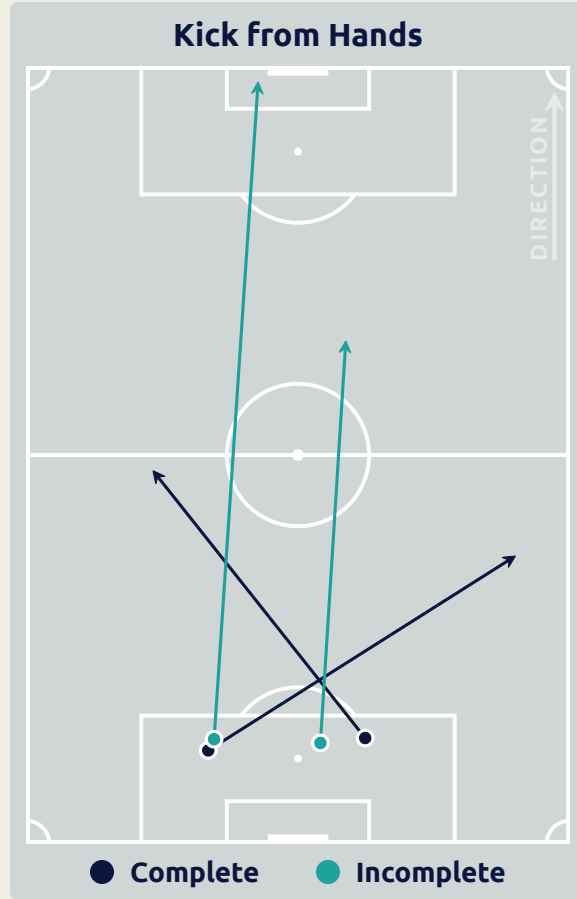
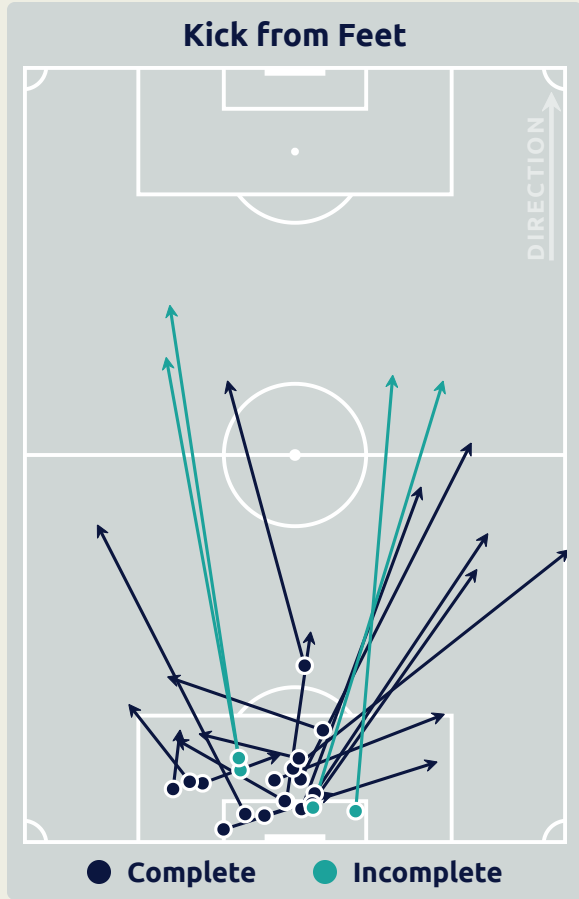


48

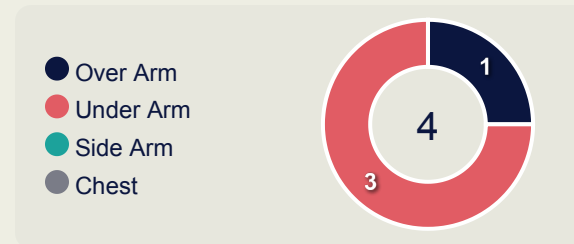
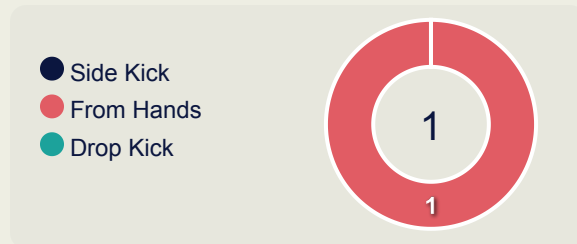
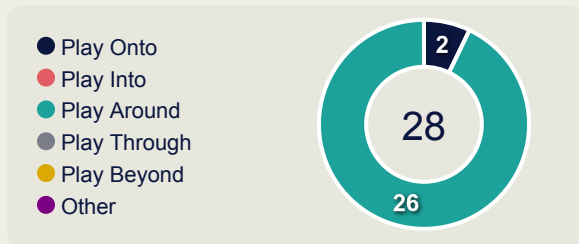
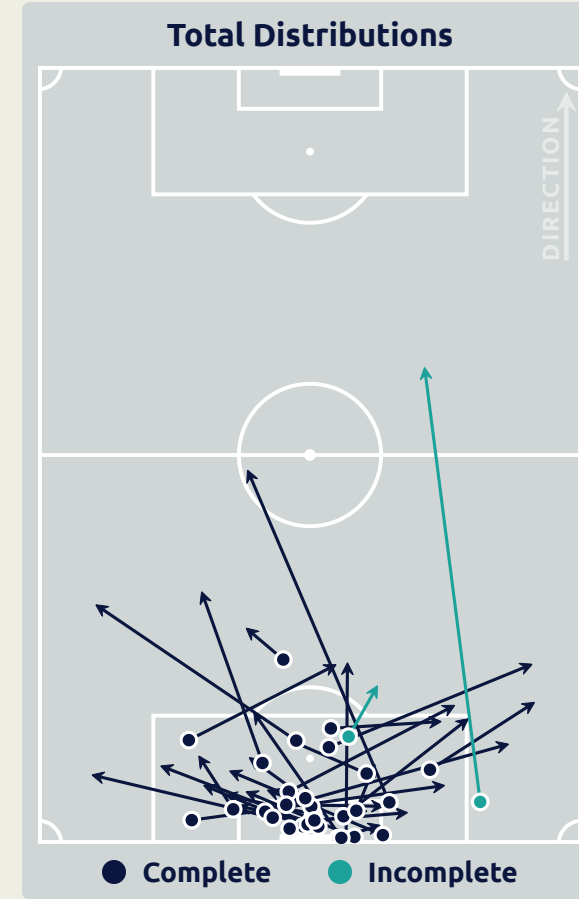
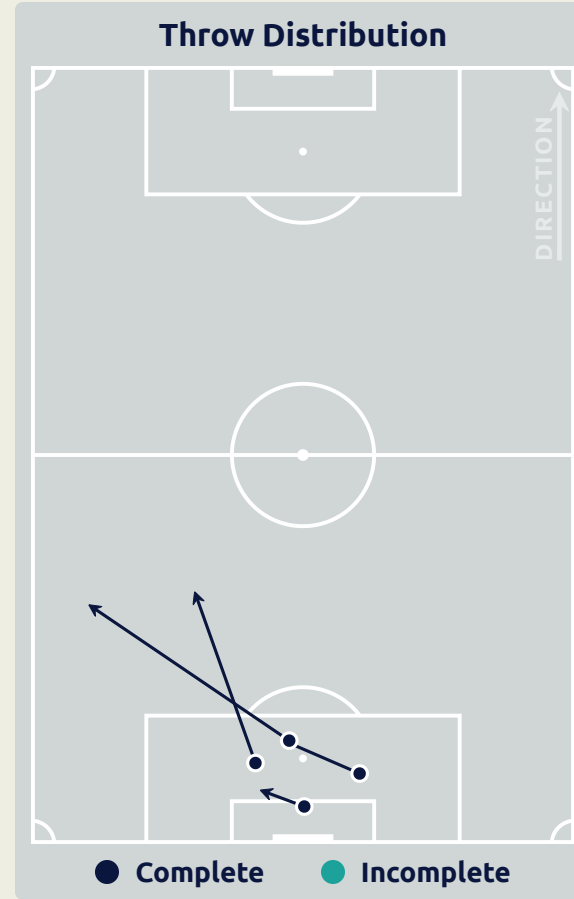
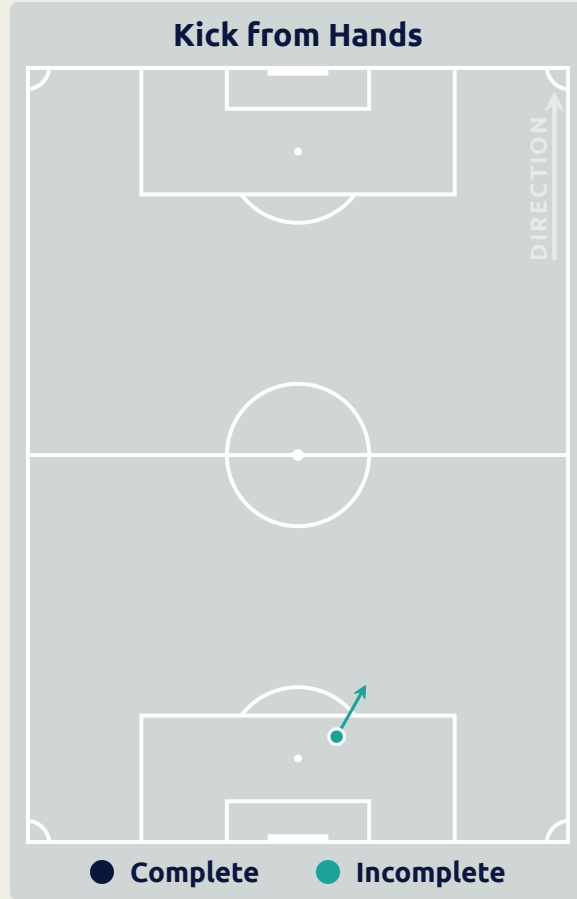
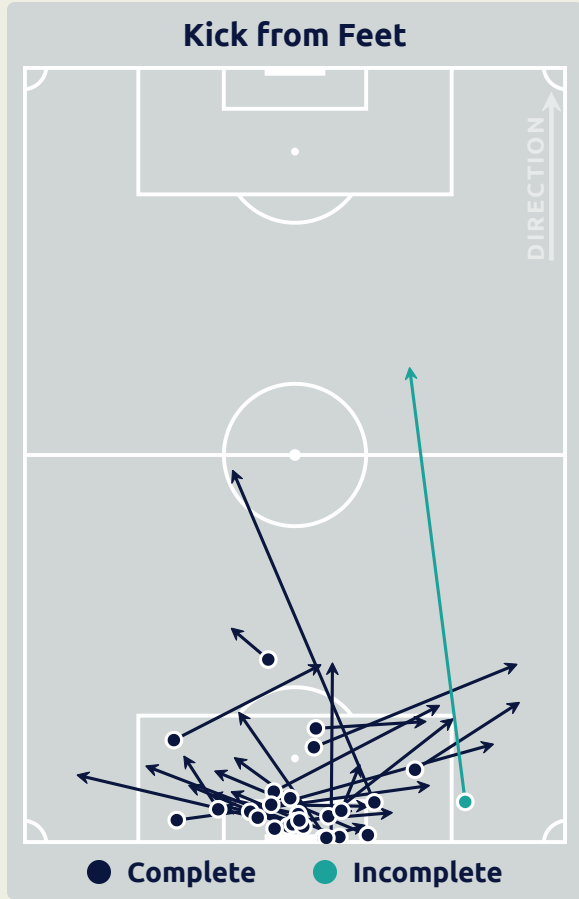
Total Involvements



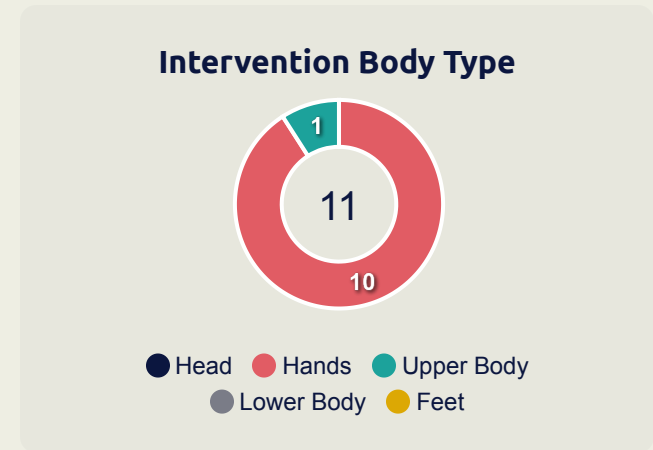
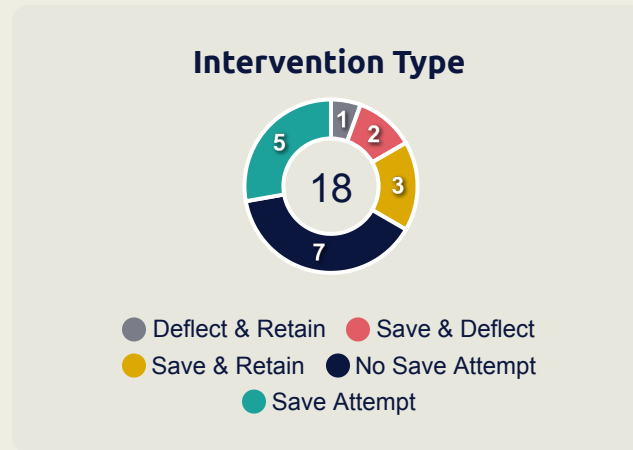
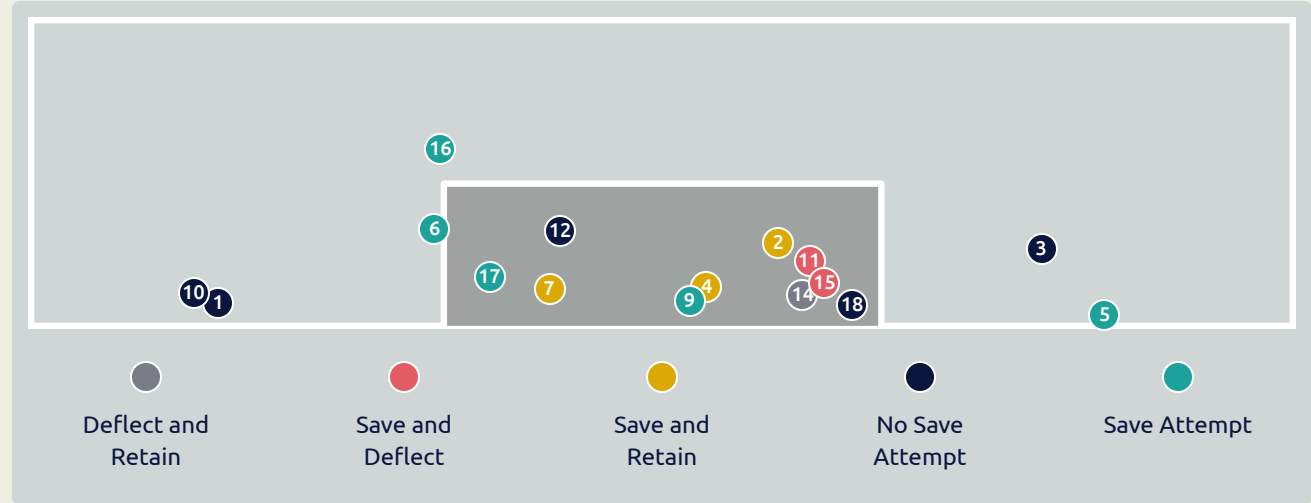
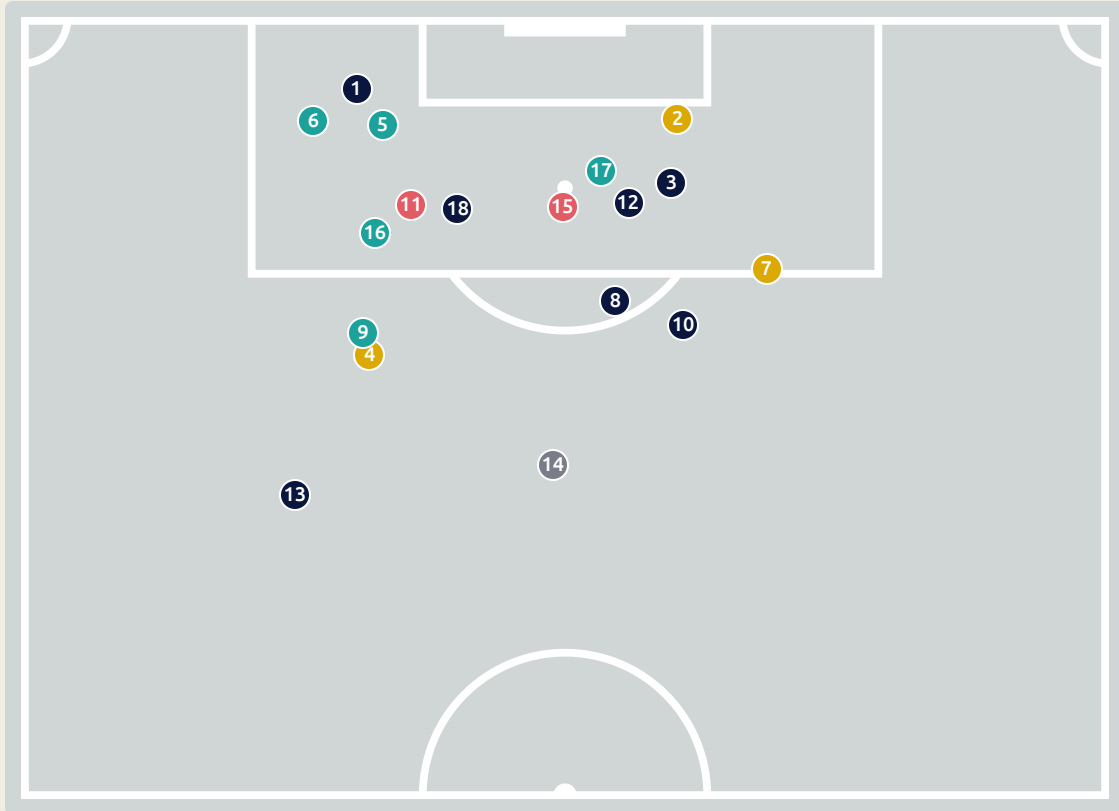
# Goalkeeping Distribution



# Goalkeeping Distribution



# Goal Prevention

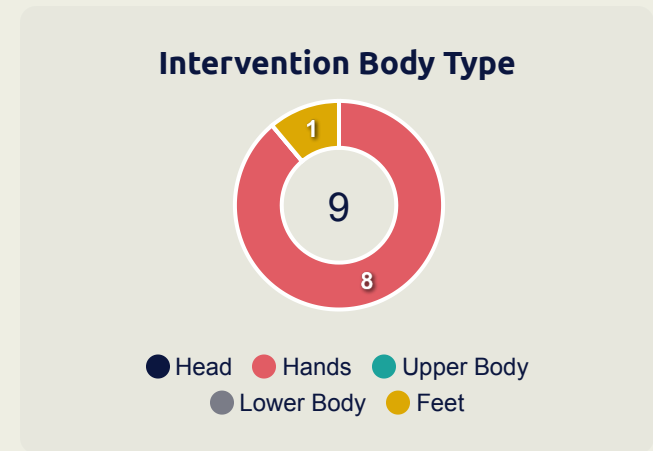
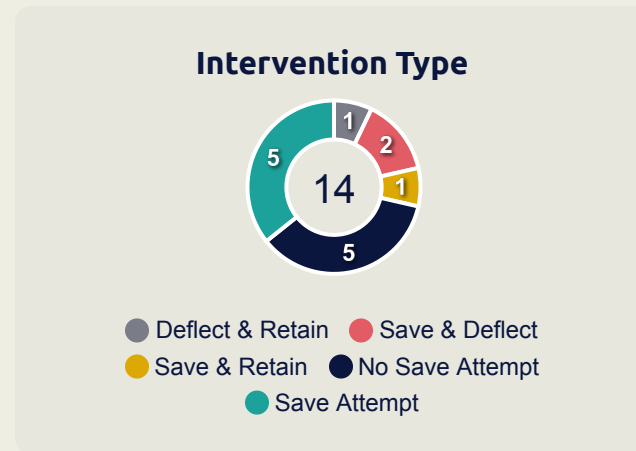
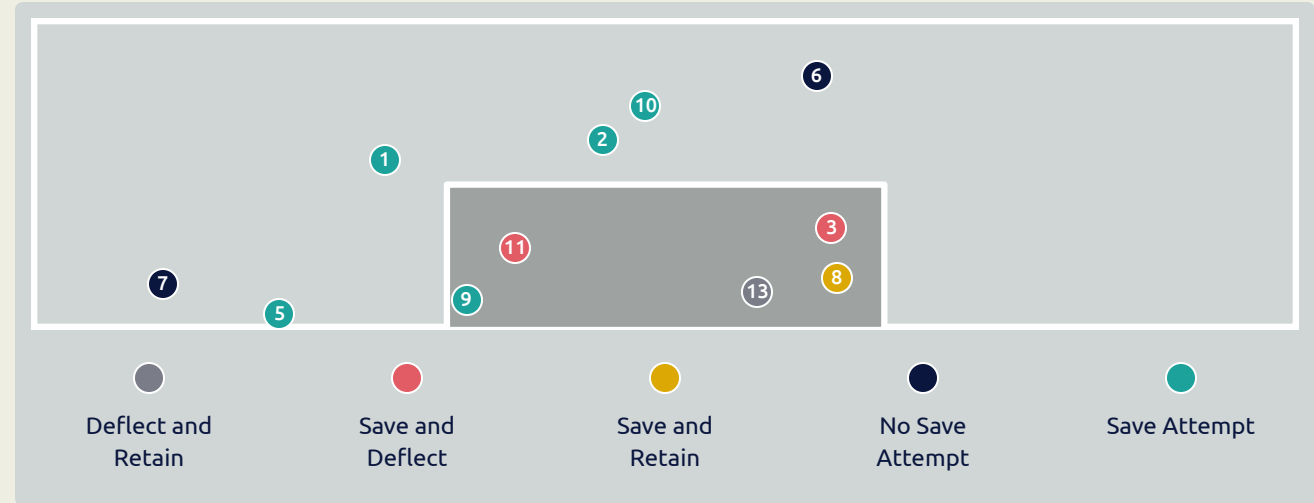
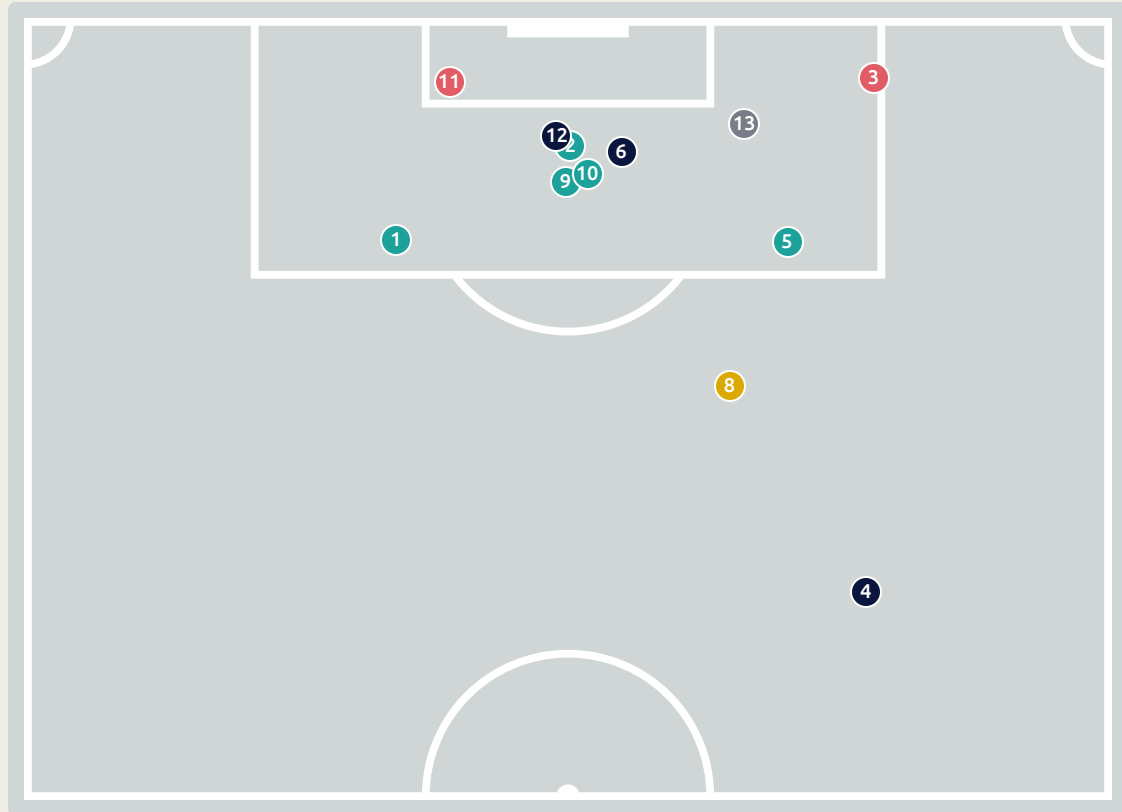


**18**  
Total Attempts on Goal Faced

**60**  
Save %

Total Attempts on Goal Faced	Total Goal Interventions	Save & Retain	Deflect & Retain	Save & Deflect	Save Attempt	No Save Attempt
18	5	3	0	2	5	7

# Goal Prevention



7

**14**

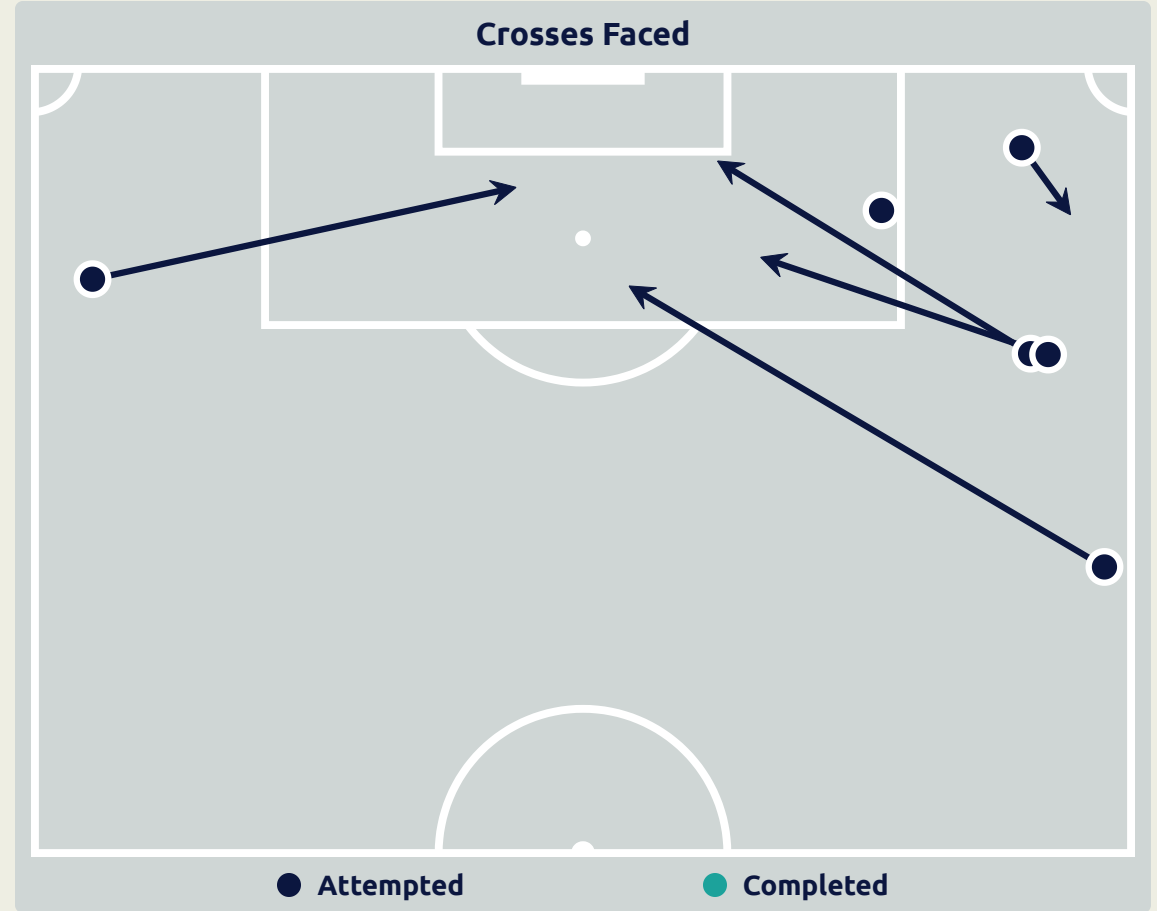
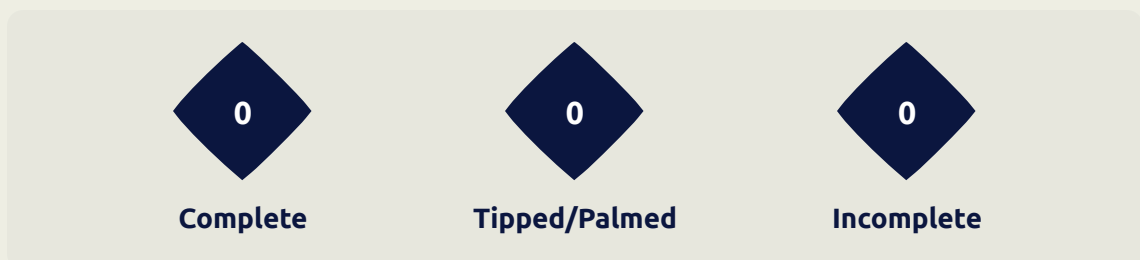
Total Attempts on Goal Faced

**80**

Save %

Total Attempts on Goal Faced	Total Goal Interventions	Save & Retain	Deflect & Retain	Save & Deflect	Save Attempt	No Save Attempt
14	3	1	0	2	5	5

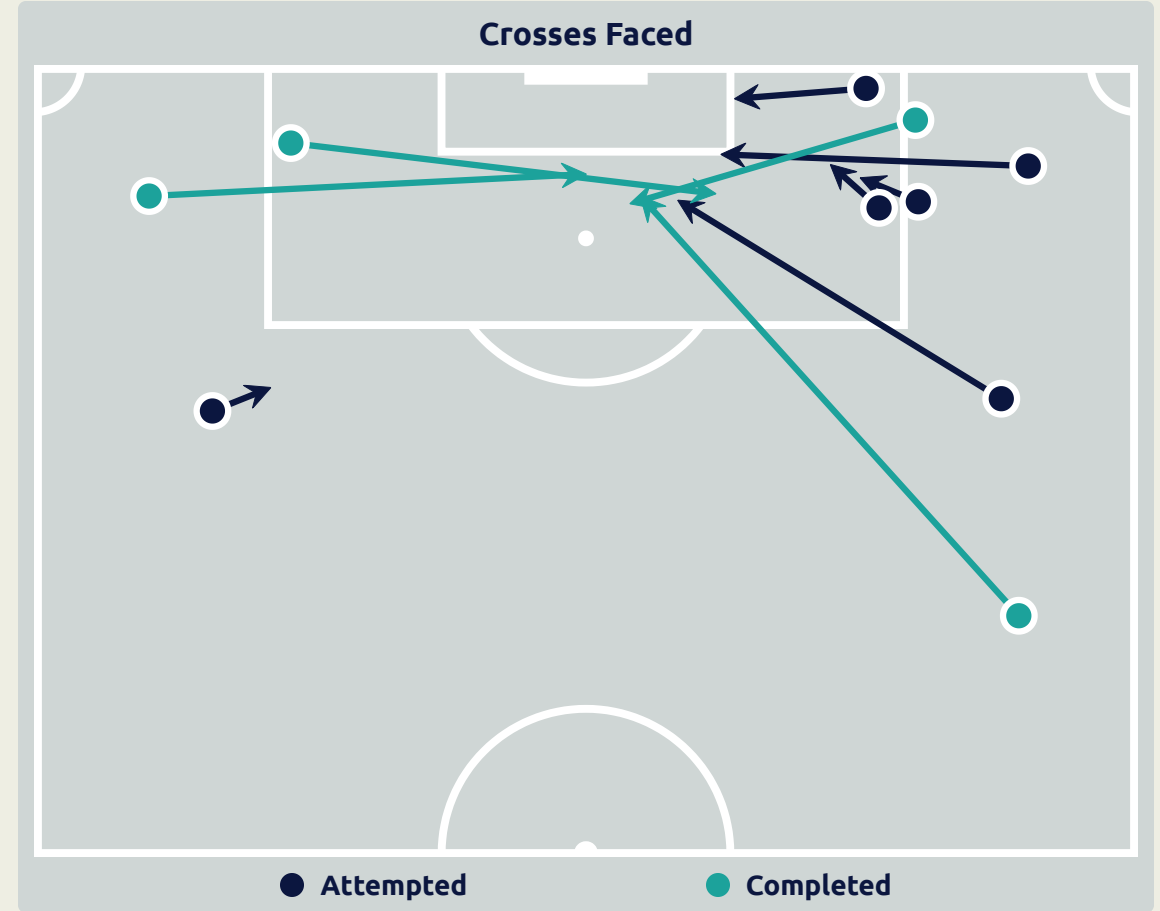
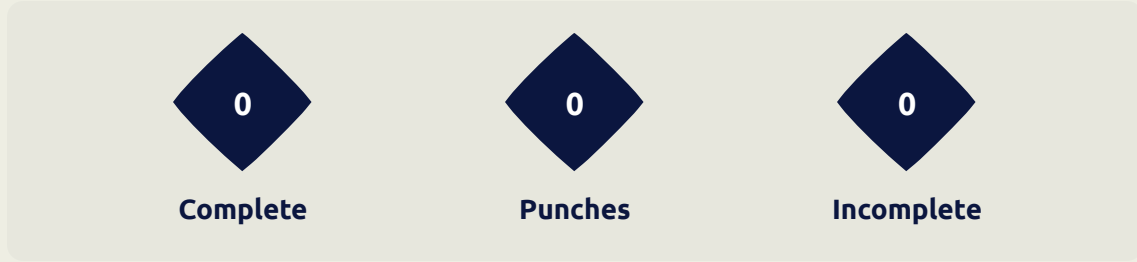
# Aerial Control



**Delivery Types Faced**

Total	In Swing	Out Swing	Driven	Lofted	Cutback	Push
11	2	4	1	4	0	0

# Aerial Control



Delivery Types Faced

Total	In Swing	Out Swing	Driven	Lofted	Cutback	Push
15	0	8	1	3	1	2



# SET PLAYS



Al Ahly FC v Real Madrid CF



# Set Plays - Corners

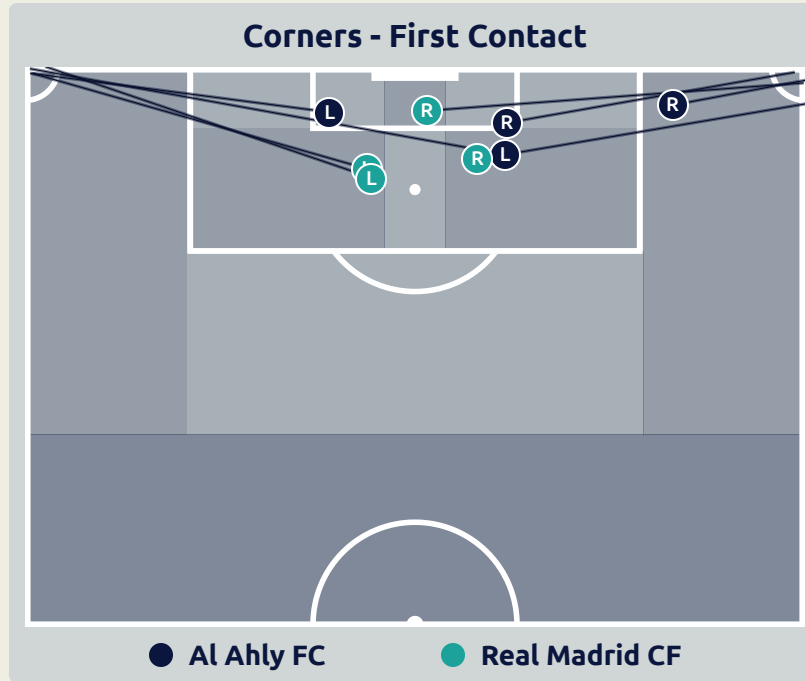
**33**  
Total Set Plays

**8**  
Total Free Kicks

**1**  
Total Penalties

**8**  
Total Corners

**16**  
Total Throw Ins



Delivery Type	From Left Side	From Right Side	Total
Direct to Area	3	2	5
Short	1	2	3
Edge of Penalty Area	0	0	0

Delivery Style	Total
Inswing	0
Outswing	5
Driven	0

Free Kicks	
Type	Total
Direct	5
Direct (on target)	0
Direct (off target)	0
Indirect	3

**First Contacts on Al Ahly FC Crosses**

**4** By Al Ahly FC      **4** By Real Madrid CF

Top 5 Player First Contacts		
Player	Team	Total
MAHMOUD METWALY	Al Ahly FC	1
HUSSEIN ELSHAHAT	Al Ahly FC	1
MOHAMED ABDELMONEIM	Al Ahly FC	1
TAHER MOHAMED	Al Ahly FC	1
MODRIC Luka	Real Madrid CF	1



## Set Plays - Corners

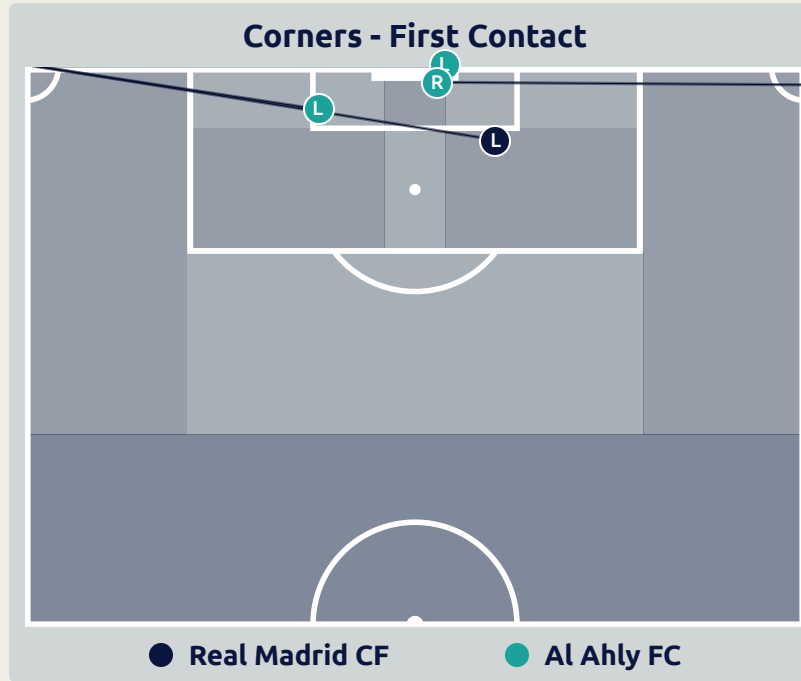
**35**  
Total Set Plays

**9**  
Total Free Kicks

**1**  
Total Penalties

**4**  
Total Corners

**21**  
Total Throw Ins



Delivery Type	From Left Side	From Right Side	Total
Direct to Area	3	1	4
Short	0	0	0
Edge of Penalty Area	0	0	0

Delivery Style	Total
Inswing	2
Outswing	1
Driven	0

Free Kicks	
Type	Total
Direct	9
Direct (on target)	0
Direct (off target)	0
Indirect	0

### First Contacts on Real Madrid CF Crosses

**1**  
By Real Madrid CF

**3**  
By Al Ahly FC

Top 5 Player First Contacts		
Player	Team	Total
MOHAMED ELSHENAWY	Al Ahly FC	2
RUEDIGER Antonio	Real Madrid CF	1
AMRO ELSOULIA	Al Ahly FC	1



# INDIVIDUAL DATA IN POSSESSION



Al Ahly FC v Real Madrid CF



## In Possession - Distributions

#	Player	Passes Attempted	Passes Completed	Pass Completion %	Switches of Play	Crosses Attempted	Crosses Completed	Line Breaks Attempted	Line Breaks Completed	Line Break Completion %	Ball Progressions	Take Ons	Step Ins	Attempts at Goal	Goals
1	MOHAMED ELSHENAWY	30	23	77%	1	0	0	16	10	62%	0	0	0	0	0
4	MAHMOUD METWALY	32	27	84%	1	0	0	8	5	62%	0	0	0	0	0
9	AHMED ABDELKADER	26	22	85%	1	1	1	3	3	100%	3	3	0	1	0
10	MOHAMED SHERIF	11	9	82%	0	0	0	0	0	0%	1	1	0	2	0
14	HUSSEIN ELSHAHAT	39	25	64%	0	6	2	11	7	63%	1	0	1	3	0
15	DIENG Aliou	30	27	90%	0	0	0	5	5	100%	0	0	0	0	0
17	AMRO ELSOULIA	39	36	92%	0	0	0	9	8	88%	0	0	0	0	0
19	MOHAMED AFSHA	35	28	80%	1	1	0	7	3	42%	1	0	1	2	0
21	MAALOUL Ali	39	30	77%	0	5	2	14	11	78%	0	0	0	1	1
24	MOHAMED ABDELMONEIM	44	41	93%	0	0	0	14	12	85%	2	1	1	1	0
30	MOHAMED HANY	47	37	79%	1	2	1	17	12	70%	0	0	0	1	0
7	KAHRABA	1	0	0%	0	0	0	0	0	0%	0	0	0	1	0
8	HAMDY FATHY	11	10	91%	0	0	0	3	3	100%	1	1	0	0	0
23	TAU Percy	4	2	50%	0	0	0	1	0	0%	0	0	0	0	0
27	TAHER MOHAMED	7	5	71%	0	0	0	3	2	66%	2	1	1	1	0

## In Possession - Offers & Receptions

#	Player	Total Offers	Offer movement types					Offers Received	
			In Front	In Between	Out to In	In to Out	In Behind		No Movement
1	MOHAMED ELSHENAWY	3	0	0	0	0	0	3	1
4	MAHMOUD METWALY	19	3	0	0	0	0	16	8
9	AHMED ABDELKADER	40	2	5	2	3	8	20	11
10	MOHAMED SHERIF	31	1	5	2	3	20	0	9
14	HUSSEIN ELSHAHAT	60	5	9	4	4	29	9	24
15	DIENG Aliou	35	15	12	0	0	0	8	12
17	AMRO ELSOULIA	31	12	13	0	2	2	2	13
19	MOHAMED AFSHA	56	8	21	5	3	11	8	20
21	MAALOUL Ali	46	18	1	1	1	2	23	20
24	MOHAMED ABDELMONEIM	15	3	0	0	0	0	12	9
30	MOHAMED HANY	40	13	1	0	1	6	19	17
7	KAHRABA	5	0	2	0	0	3	0	0
8	HAMDY FATHY	14	6	6	0	0	0	2	2
23	TAU Percy	13	1	3	0	0	9	0	2
27	TAHER MOHAMED	14	1	2	0	1	3	7	5

## In Possession - Distributions



#	Player	Passes Attempted	Passes Completed	Pass Completion %	Switches of Play	Crosses Attempted	Crosses Completed	Line Breaks Attempted	Line Breaks Completed	Line Break Completion %	Ball Progressions	Take Ons	Step Ins	Attempts at Goal	Goals
13	LUNIN Andriy	33	31	94%	0	0	0	3	2	66%	0	0	0	0	0
4	ALABA David	70	64	91%	0	2	0	14	11	78%	2	0	2	0	0
6	NACHO	55	49	89%	1	0	0	11	8	72%	2	0	2	1	0
8	KROOS Toni	81	76	94%	1	2	1	21	18	85%	0	0	0	0	0
10	MODRIC Luka	81	71	88%	2	3	1	19	16	84%	3	1	2	1	0
12	CAMAVINGA Eduardo	60	55	92%	0	0	0	12	11	91%	5	2	3	0	0
15	VALVERDE Federico	49	46	94%	1	4	0	7	6	85%	3	1	2	3	1
18	TCHOUAMENI Aurelien	74	69	93%	0	0	0	17	14	82%	3	0	3	2	0
20	VINICIUS JUNIOR	33	22	67%	0	0	0	5	2	40%	12	7	5	3	1
21	RODRYGO	39	32	82%	0	0	0	8	7	87%	3	2	1	6	1
22	RUEDIGER Antonio	69	66	96%	0	0	0	10	8	80%	0	0	0	1	0
16	ODRIOZOLA Alvaro	0	0	0%	0	0	0	0	0	0%	0	0	0	0	0
19	CEBALLOS Dani	11	10	91%	0	0	0	1	1	100%	0	0	0	0	0
24	DIAZ Mariano	1	1	100%	0	0	0	1	1	100%	0	0	0	0	0
33	ARRIBAS Sergio	0	0	0%	0	0	0	0	0	0%	0	0	0	1	1





# INDIVIDUAL DATA OUT OF POSSESSION



Al Ahly FC v Real Madrid CF



## Out of Possession



#	Player	Tackles Made / Won	Blocks	Interceptions	Pressing Direct	Pressing Indirect	Duels Won - Aerial	Duels Won - Physical	Possession Contests won	Clearances	Loose Ball Receptions	Pushing On	Pushing On into Pressing	Possession Regains	Possession Interrupted
1	MOHAMED ELSHENAWY	0 / 0	0	0	0	0	0	0	0	0	2	0	0	9	0
4	MAHMOUD METWALY	6 / 1	4	0	7	9	2	0	2	10	4	21	4	8	7
9	AHMED ABDELKADER	2 / 0	2	0	8	26	0	0	0	0	3	35	20	0	0
10	MOHAMED SHERIF	5 / 1	0	1	8	26	1	0	1	0	1	21	10	2	0
14	HUSSEIN ELSHAHAT	5 / 1	1	0	4	26	1	0	2	0	7	30	10	3	2
15	DIENG Aliou	2 / 0	1	1	2	23	0	0	0	0	4	33	14	1	0
17	AMRO ELSOULIA	8 / 2	2	0	16	42	0	0	0	2	9	36	21	4	2
19	MOHAMED AFSHA	1 / 0	2	0	2	42	0	0	0	0	3	43	29	2	0
21	MAALOUL Ali	1 / 1	0	0	2	22	0	0	0	1	3	39	17	1	1
24	MOHAMED ABDELMONEIM	4 / 2	7	5	3	5	3	1	4	1	8	15	5	12	4
30	MOHAMED HANY	7 / 1	5	1	9	23	1	0	2	2	7	28	8	3	6
7	KAHRABA	0 / 0	0	0	0	3	0	0	0	0	1	3	0	0	0
8	HAMDY FATHY	9 / 3	2	0	9	18	0	0	0	0	2	16	4	5	3
23	TAU Percy	2 / 0	0	0	4	14	0	0	0	0	1	18	6	0	0
27	TAHER MOHAMED	2 / 0	1	0	0	8	1	0	1	0	0	9	3	1	0



## Out of Possession



#	Player	Tackles Made / Won	Blocks	Interceptions	Pressing Direct	Pressing Indirect	Duels Won - Aerial	Duels Won - Physical	Possession Contests won	Clearances	Loose Ball Receptions	Pushing On	Pushing On into Pressing	Possession Regains	Possession Interrupted
13	LUNIN Andriy	0 / 0	0	0	0	0	0	0	0	1	1	0	0	3	1
4	ALABA David	0 / 0	2	3	2	5	0	0	1	5	5	9	3	4	4
6	NACHO	7 / 0	7	1	8	14	1	1	3	1	6	24	9	4	6
8	KROOS Toni	4 / 0	2	2	3	11	1	0	2	0	3	30	8	4	3
10	MODRIC Luka	3 / 0	0	1	2	36	1	0	1	1	3	38	20	1	1
12	CAMAVINGA Eduardo	12 / 3	4	0	16	23	1	0	1	2	11	29	20	8	3
15	VALVERDE Federico	2 / 0	2	2	0	27	0	0	0	0	2	27	19	3	2
18	TCHOUAMENI Aurelien	0 / 0	0	1	1	14	0	0	0	3	3	51	5	3	1
20	VINICIUS JUNIOR	0 / 0	1	1	3	22	0	0	0	0	10	23	11	2	1
21	RODRYGO	1 / 0	2	0	5	21	1	0	1	0	2	29	16	1	0
22	RUEDIGER Antonio	2 / 0	2	1	3	2	0	0	0	3	7	7	4	3	2
16	ODRIOZOLA Alvaro	0 / 0	0	0	0	0	0	0	0	0	0	1	0	0	0
19	CEBALLOS Dani	0 / 0	0	0	1	6	0	0	0	0	0	7	3	0	0
24	DIAZ Mariano	0 / 0	0	0	0	2	0	0	0	0	0	2	2	0	0
33	ARRIBAS Sergio	0 / 0	0	0	0	1	0	0	0	0	1	0	0	0	0



# INDIVIDUAL DATA PHYSICAL



Al Ahly FC v Real Madrid CF



## Physical Data



#	Player	Total Distance (m)	Zone 1: 0-7 km/h (m)	Zone 2: 7-15 km/h (m)	Zone 3: 15-20 km/h (m)	Zone 4: 20-25 km/h (m)	Zone 5: 25+ km/h (m)	High Speed Runs (Zone 4)	Sprints (Zone 5)	Top Speed (km/h)
1	MOHAMED ELSHENAWY	4686.9	3570.5	941.1	146.2	29.1	0	19	4	27.8
4	MAHMOUD METWALY	9391.9	3596.2	4019.7	1051.9	401.0	323.1	108	47	33.3
9	AHMED ABDELKADER	10061.4	3706.6	4119.1	1202.3	619.8	413.5	109	58	33.8
10	MOHAMED SHERIF	7047.7	2175.6	3316.7	749.9	511.0	295.3	75	39	33.7
14	HUSSEIN ELSHAHAT	8343.0	2837.5	3182.0	1279.8	758.4	285.3	116	54	32.0
15	DIENG Aliou	7753.1	1773.9	3991.3	1244.4	560.5	183.0	114	44	32.7
17	AMRO ELSOULIA	10735.8	3569.6	4320.1	1828.3	800.9	216.9	152	65	31.5
19	MOHAMED AFSHA	9866.0	2752.6	4843.2	1461.2	613.7	195.3	144	55	31.2
21	MAALOUL Ali	10333.9	3511.4	4114.9	1592.4	838.1	275.9	140	57	31.7
24	MOHAMED ABDELMONEIM	8769.6	3606.9	3449.1	875.2	545.5	292.9	98	56	33.0
30	MOHAMED HANY	9287.2	3746.5	3209.7	1149.8	651.0	529.4	114	66	34.7
7	KAHRABA	1080.0	383.2	332.0	185.9	91.5	87.4	17	8	32.2
8	HAMDY FATHY	4128.4	1158.0	1765.7	812.1	280.7	112.3	71	24	31.1
23	TAU Percy	3598.2	1146.4	1350.4	612.8	315.2	173.4	53	31	32.5
27	TAHER MOHAMED	2124.8	721.0	716.7	368.7	194.4	124.3	38	17	32.3

## Physical Data



#	Player	Total Distance (m)	Zone 1: 0-7 km/h (m)	Zone 2: 7-15 km/h (m)	Zone 3: 15-20 km/h (m)	Zone 4: 20-25 km/h (m)	Zone 5: 25+ km/h (m)	High Speed Runs (Zone 4)	Sprints (Zone 5)	Top Speed (km/h)
13	LUNIN Andriy	5025.8	3449.7	1414.3	116.6	45.2	0	11	5	29.6
4	ALABA David	9526.8	3645.0	3813.6	1142.3	754.5	171.5	116	54	33.5
6	NACHO	10624.4	4113.8	3785.5	1493.8	869.1	361.2	128	63	33.1
8	KROOS Toni	9225.4	2333.1	4913.5	1286.0	611.6	82.1	123	39	30.9
10	MODRIC Luka	10102.1	3513.5	3985.3	1730.5	651.6	220.2	158	57	31.7
12	CAMAVINGA Eduardo	10296.1	3728.2	4201.8	1135.7	893.7	337.7	108	76	34.3
15	VALVERDE Federico	10605.6	3456.4	4421.5	1297.1	829.4	601.3	121	73	34.6
18	TCHOUAMENI Aurelien	11794.3	3416.8	5004.3	2291.6	903.4	178.1	205	62	32.8
20	VINICIUS JUNIOR	10031.6	3906.3	2921.2	1579.0	963.0	662.1	141	83	33.2
21	RODRYGO	10840.5	3195.8	4750.3	1494.9	855.3	544.2	142	74	33.8
22	RUEDIGER Antonio	9533.0	3601.6	4076.3	1024.8	589.1	241.2	86	47	34.5
16	ODRIOZOLA Alvaro	448.1	179.7	156.6	85.7	26.1	0	7	2	24.0
19	CEBALLOS Dani	2244.7	698.1	745.0	469.4	196.2	135.8	36	17	31.5
24	DIAZ Mariano	351.8	122.4	122.9	31.3	75.2	0	5	4	28.1
33	ARRIBAS Sergio	170.4	34.8	98.9	15.2	21.5	0	2	1	23.0



**FIFA**  
CLUB WORLD CUP  
2022

