



Real Madrid CF 5 - 3 Al Hilal SFC



FIFA
CLUB WORLD CUP
2022

Final - Match 7

11 February 2023

20:00 Kick Off

Prince Moulay Abdellah Stadium

POST MATCH SUMMARY REPORT

Match Summary - Teams



Real Madrid CF

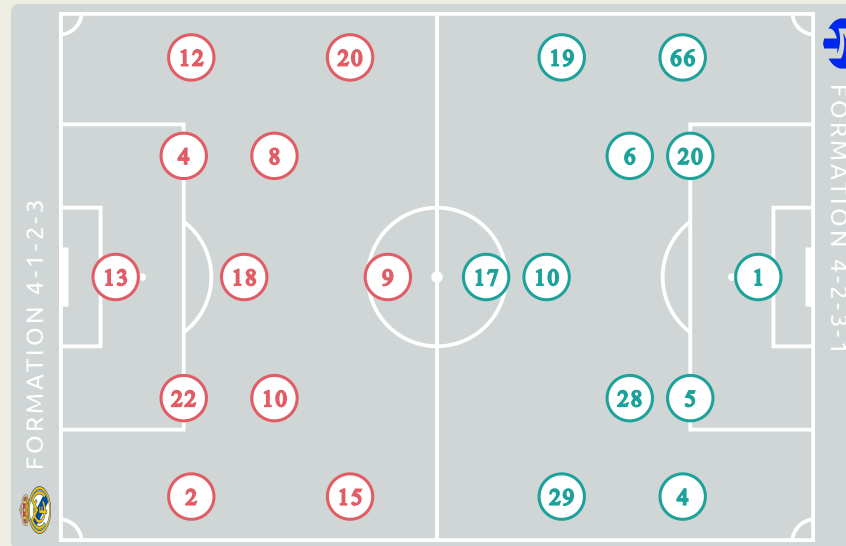


STARTING

13	GK	LUNIN Andriy		
2	DF	CARVAJAL Dani	↓ 79'	
4	DF	ALABA David		
8	MF	KROOS Toni	↓ 74'	
9	FW	BENZEMA Karim (C)	⚽ 54'	↓ 62'
10	MF	MODRIC Luka	↓ 74'	
12	MF	CAMAVINGA Eduardo		
15	MF	VALVERDE Federico	⚽ 18'	⚽ 58'
18	MF	TCHOUAMENI Aurelien	↓ 62'	
20	FW	VINIcius JUNIOR	⚽ 13'	⚽ 69'
22	DF	RUEDIGER Antonio		

SUBSTITUTES

26	GK	LOPEZ Luis		
30	GK	CANIZARES Lucas		
3	DF	EDER MILITAO		
5	DF	VALLEJO Jesus	↑ 79'	
6	DF	NACHO	↑ 74'	
11	FW	ASENSIO Marco	↑ 74'	
16	DF	ODRIOZOLA Alvaro		
19	MF	CEBALLOS Dani	↑ 62'	
21	FW	RODRYGO	↑ 62'	
24	FW	DIAZ Mariano		
31	MF	MARTIN Mario		
33	MF	ARRIBAS Sergio		



STARTING

(C) ABDULLAH ALMAYOUF	GK	1				
KHALIFAH ALDAWSARI	DF	4				
ALI ALBULAYHI	DF	5				
CUELLAR Gustavo	MF	6				
↓ 87'	⚽ 79'	⚽ 64'	VIETTO Luciano	MF	10	
↓ 86'	⚽ 26'	MAREGA Moussa	FW	17		
↓ 75'	CARRILLO Andre	FW	19			
JANG Hyunsoo	DF	20				
MOHAMED KANNO	MF	28				
↓ 75'	SALEM ALDAWSARI	MF	29			
SAUD ABDULHAMID	DF	66				

SUBSTITUTES

MOHAMMED ALOWAIS	GK	21		
HABIB ALWATYAN	GK	31		
ABDULLAH OTAYF	MF	8		
↑ 86'	IGHALO Odion	FW	9	
SALEH ALSHEHRI	FW	11		
↑ 87'	ABDULLAH ALHAMDDAN	FW	14	
↑ 75'	NASSER ALDAWSARI	MF	16	
MUATH FAGIHY	DF	42		
MUSAB ALJUWAYR	MF	43		
MOHAMMED ALKHAIBARI	DF	67		
MOHAMMED JAHFALI	DF	70		
↑ 75'	MICHAEL	MF	96	

Distribution in the Final Third



Match Summary - Key Statistics



Real Madrid CF



Possession

Total	61.7%	5.9%	32.4%	Total
5	Goals			3
17 (10)	Attempts at Goal (On Target)			10 (4)
891 (847)	Total Passes (Complete)			450 (384)
95 %	Pass Completion %			85 %
152	Completed Line Breaks			86
16	Defensive Line Breaks			6
180	Receptions in the Final Third			75
22	Crosses			5
30	Ball Progressions			8
281 (49)	Defensive Pressures Applied (Direct Pressures)			388 (41)
69	Forced Turnovers			60
58	Second Balls			55
112.3 km	Total Distance Covered			109.1 km
15 km	High Speed (Zone 4) Distance Covered			14.1 km

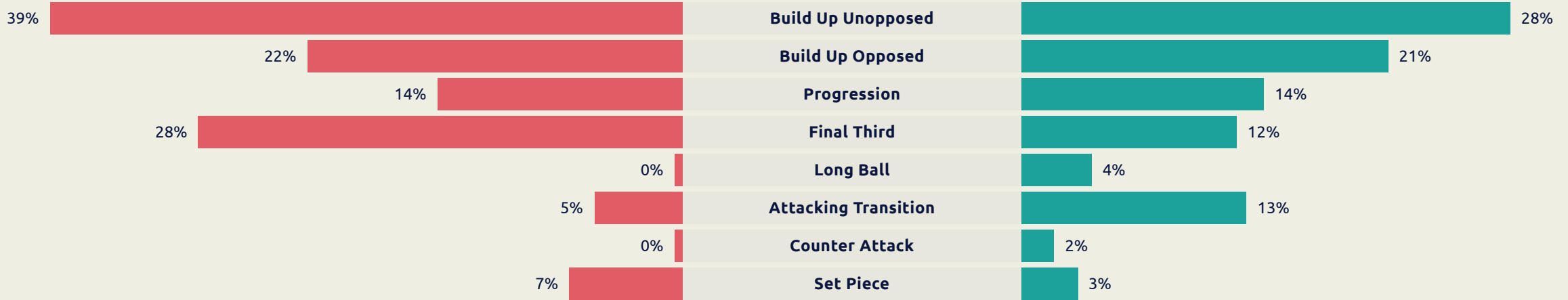


Real Madrid CF

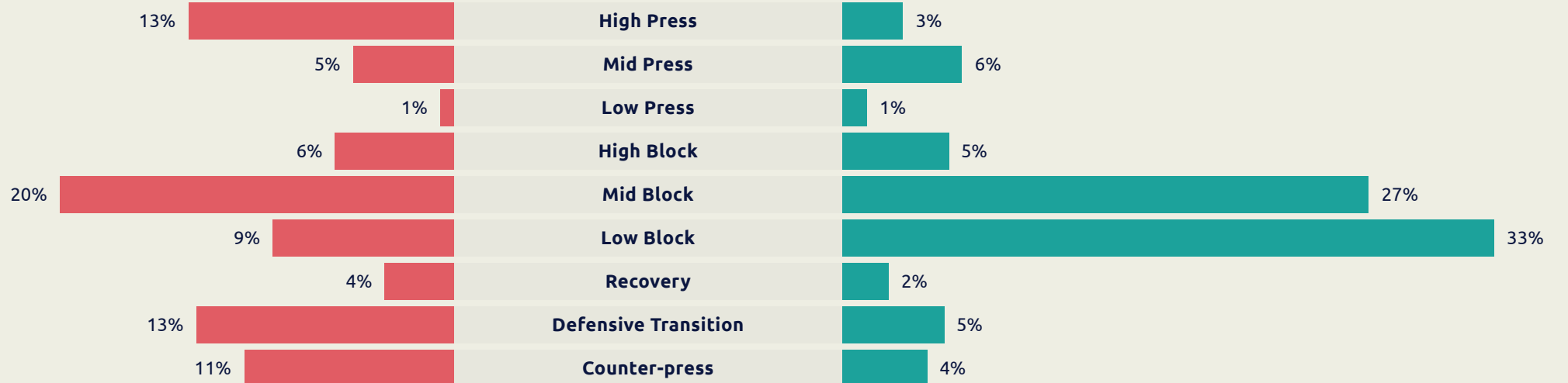
Phases of Play



IN POSSESSION



OUT OF POSSESSION





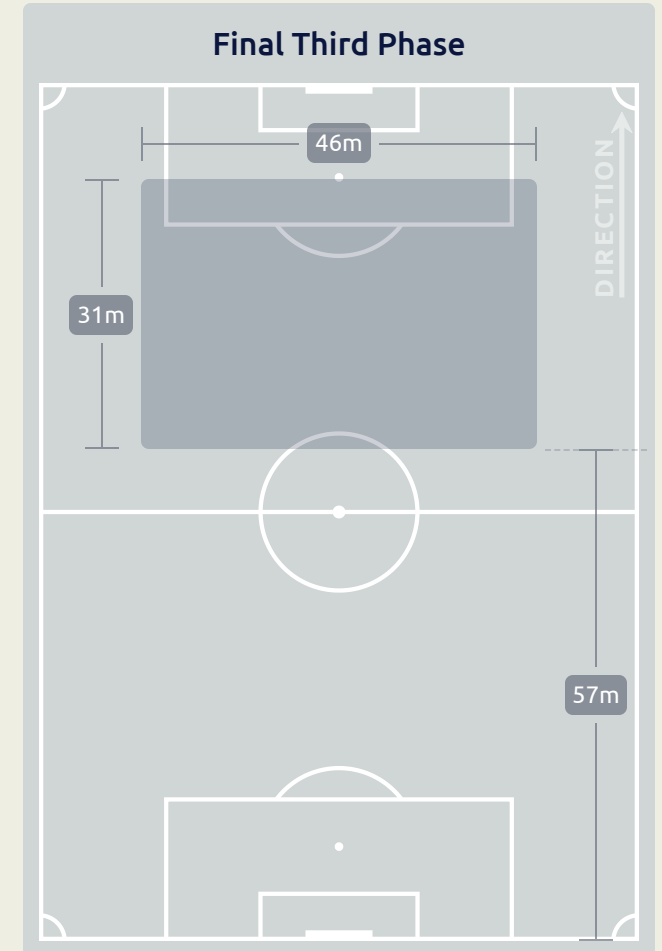
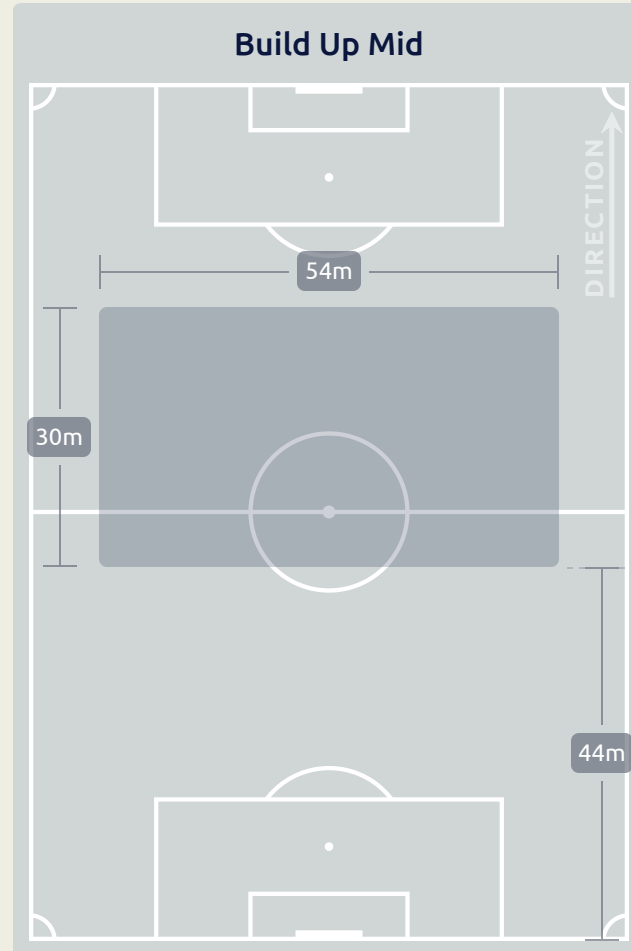
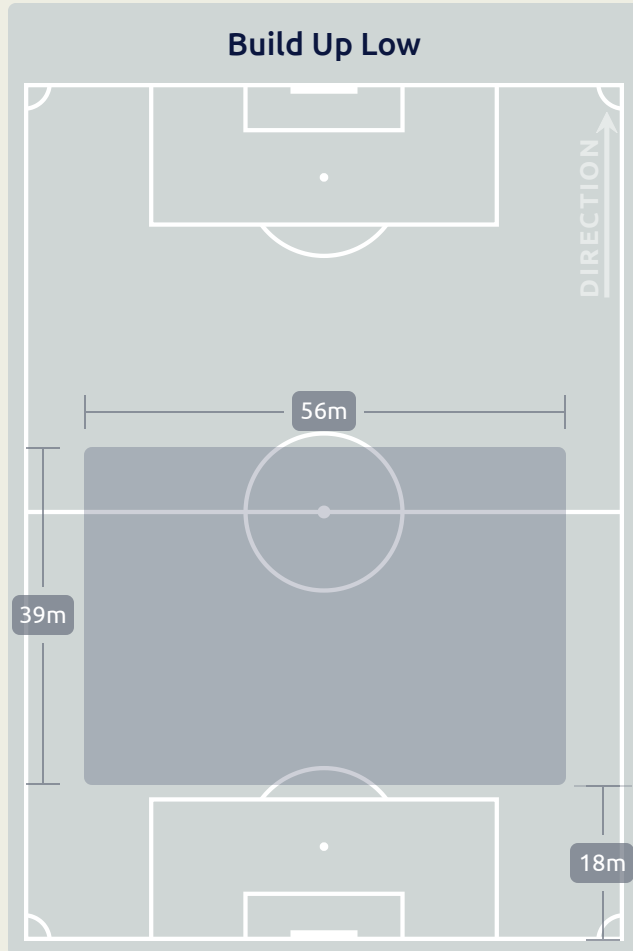
IN POSSESSION



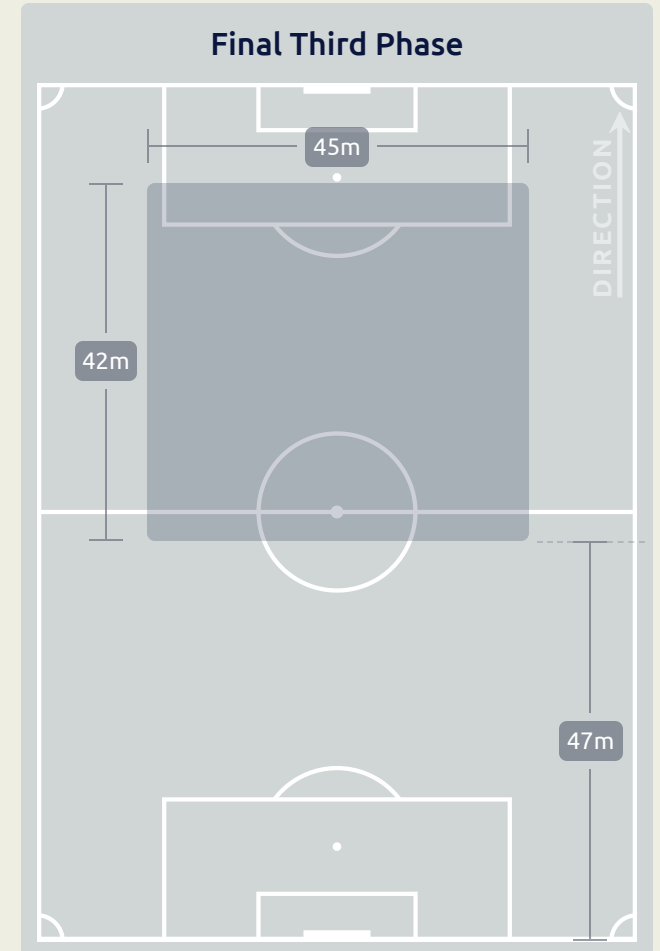
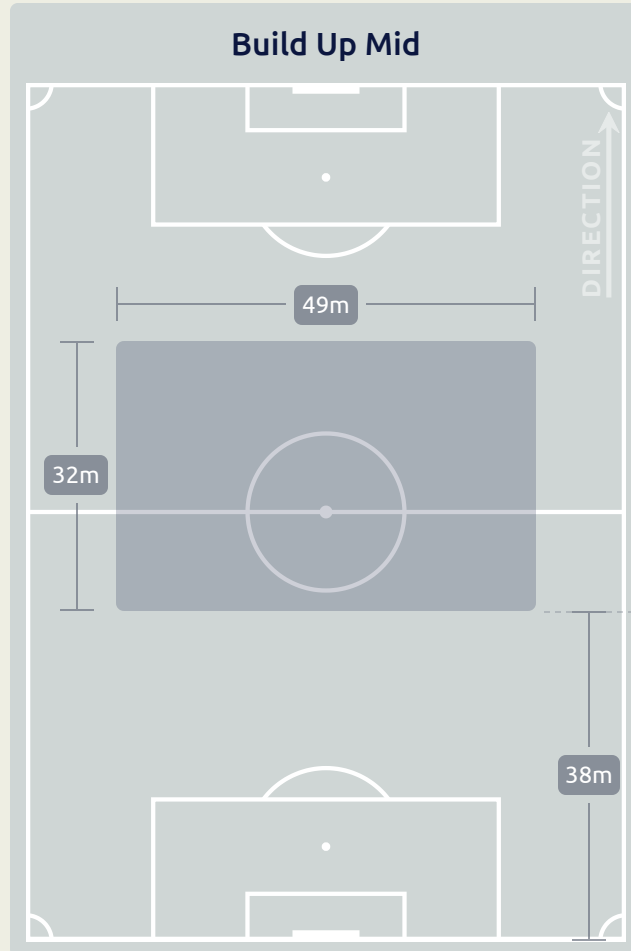
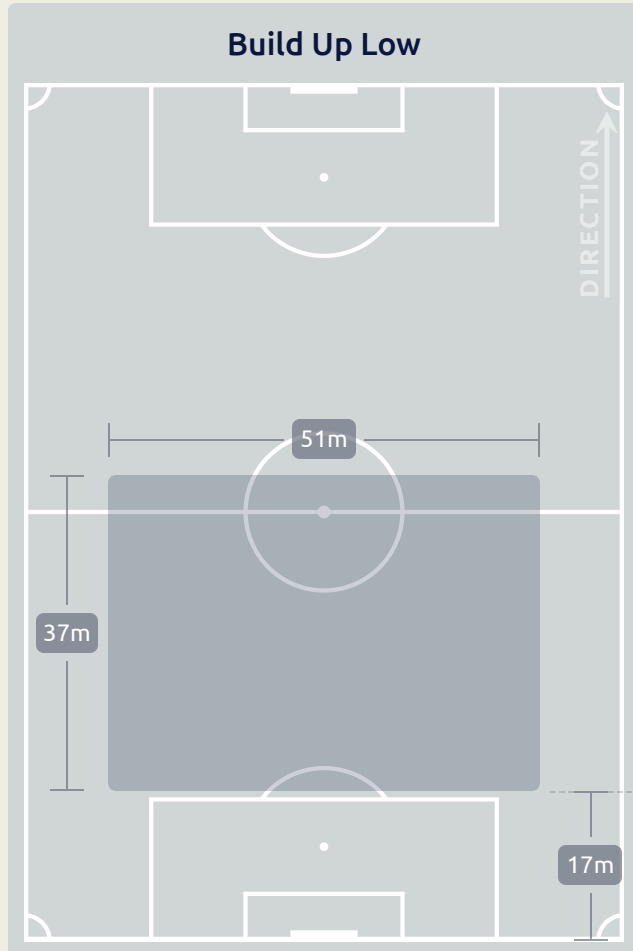
Real Madrid CF v Al Hilal SFC



In Possession Line Height & Team Length



In Possession Line Height & Team Length



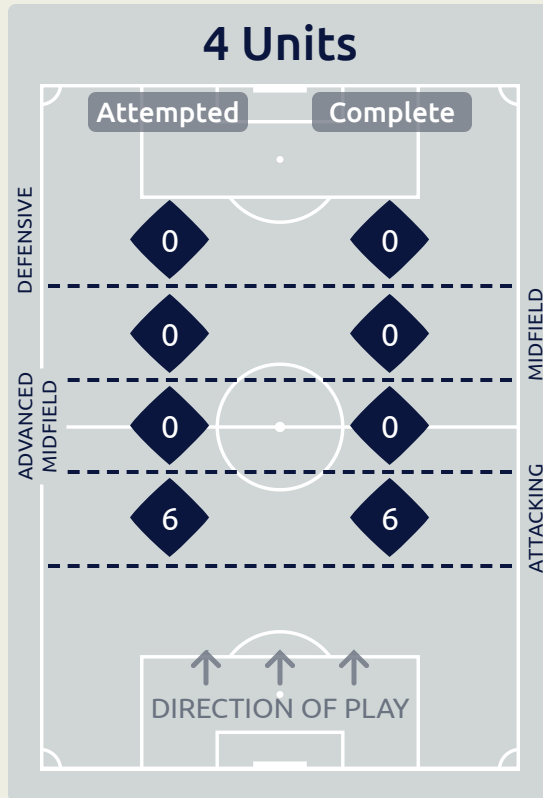
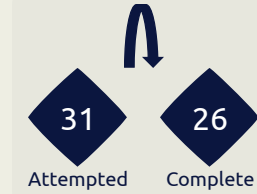

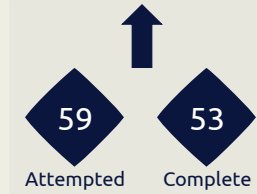
Line Breaks



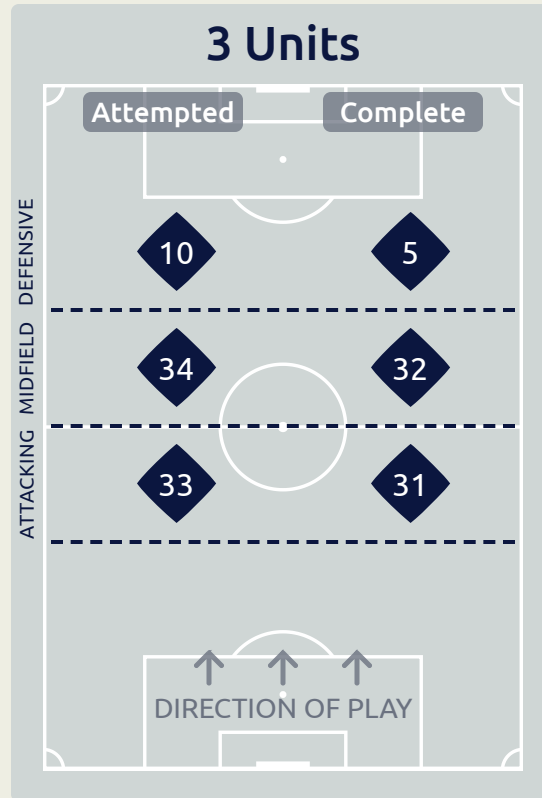
Real Madrid CF

Attempted Line Breaks

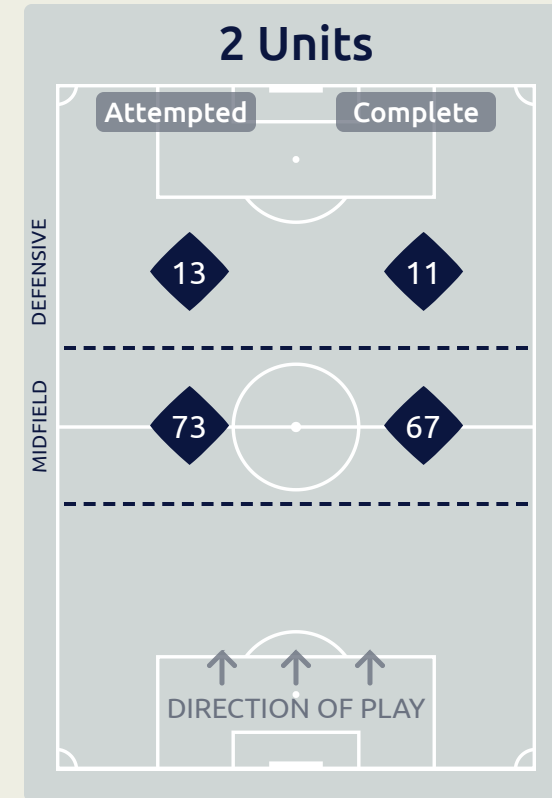
169



Attempted Line Breaks	6
Inside Shape	2
Outside Shape	4



Attempted Line Breaks	77
Inside Shape	32
Outside Shape	45



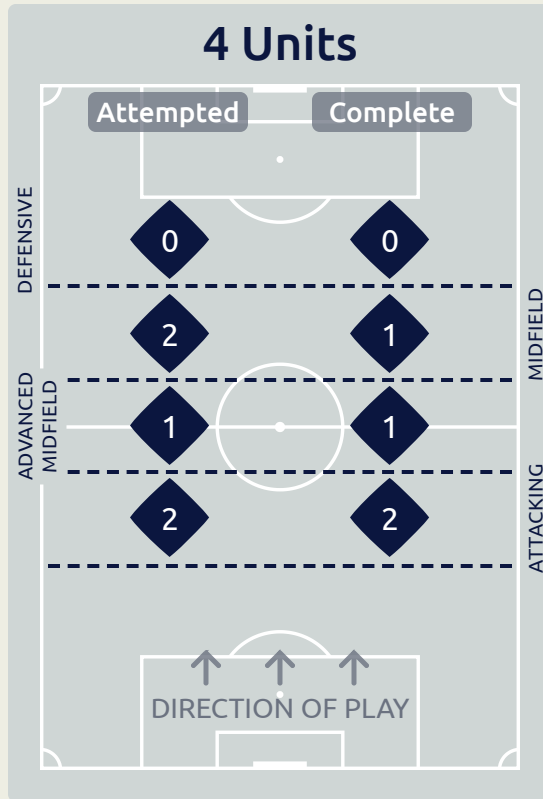
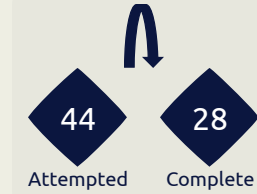
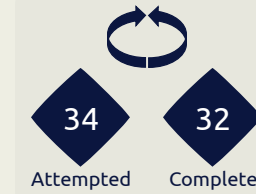
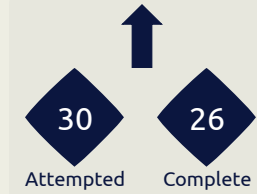
Attempted Line Breaks	86
Inside Shape	40
Outside Shape	46

Line Breaks

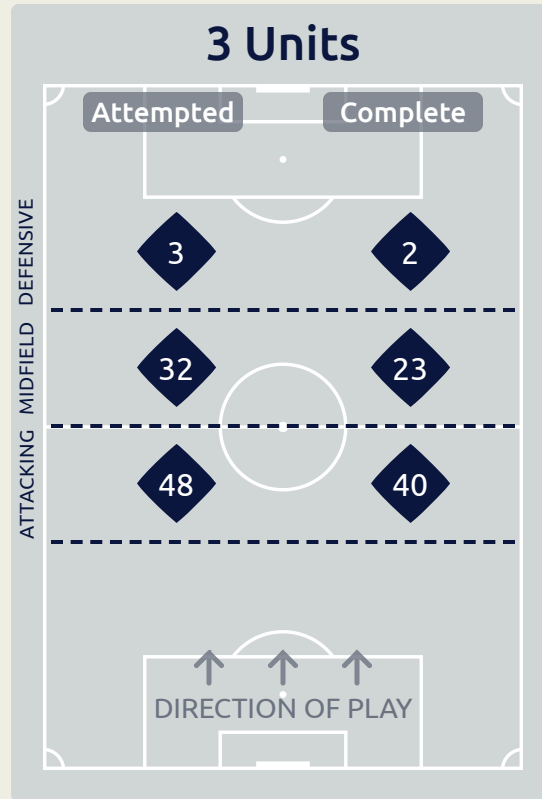


Attempted Line Breaks

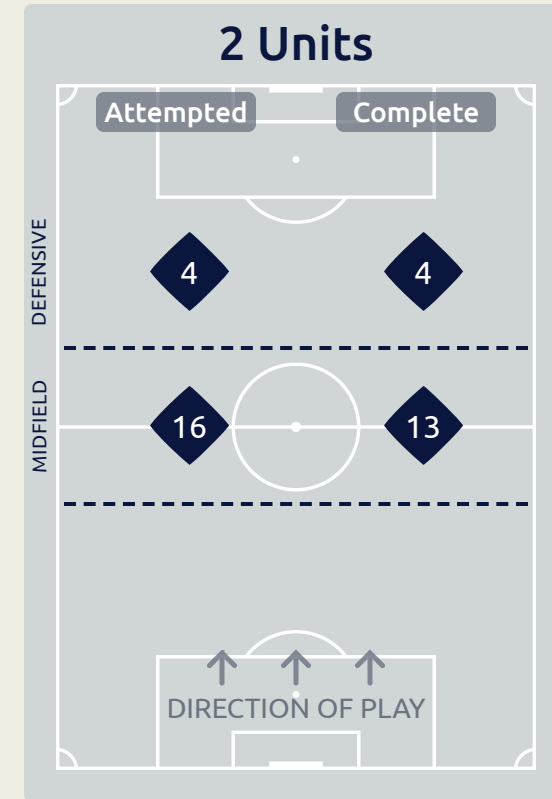
108



Attempted Line Breaks	5
Inside Shape	4
Outside Shape	1



Attempted Line Breaks	83
Inside Shape	50
Outside Shape	33



Attempted Line Breaks	20
Inside Shape	13
Outside Shape	7

Line Breaks



					4 Units				3 Units			2 Units		Direction			Distribution Type		
#	Player	Line Breaks Attempted	Line Breaks Completed	Line Break Completion %	Attacking Line	Attacking Midfield Line	Midfield Line	Defensive Line	Attacking Line	Midfield Line	Defensive Line	Midfield Line	Defensive Line	Through	Around	Over	Pass	Cross	Ball Progression
13	LUNIN Andriy	2	2	100%	1	0	0	0	1	0	0	0	0	1	1	0	2	0	0
2	CARVAJAL Dani	16	13	81%	0	0	0	0	7	1	3	5	0	2	14	0	13	2	1
4	ALABA David	16	15	93%	3	0	0	0	2	4	1	6	0	2	8	6	16	0	0
8	KROOS Toni	28	26	92%	1	0	0	0	4	2	0	19	2	8	7	13	27	0	1
9	BENZEMA Karim	8	6	75%	0	0	0	0	0	3	1	3	1	6	2	0	8	0	0
10	MODRIC Luka	19	17	89%	0	0	0	0	3	1	0	12	3	10	6	3	16	0	3
12	CAMAVINGA Eduardo	15	15	100%	1	0	0	0	4	6	0	3	1	7	7	1	12	0	3
15	VALVERDE Federico	14	12	85%	0	0	0	0	0	5	0	5	4	9	4	1	13	1	0
18	TCHOUAMENI Aurelien	12	11	91%	0	0	0	0	3	2	2	5	0	6	5	1	12	0	0
20	VINICIUS JUNIOR	7	4	57%	0	0	0	0	0	1	2	3	1	1	5	1	3	2	2
22	RUEDIGER Antonio	5	5	100%	0	0	0	0	1	1	1	2	0	0	2	3	5	0	0
5	VALLEJO Jesus	2	2	100%	0	0	0	0	0	1	0	1	0	1	1	0	2	0	0
6	NACHO	5	4	80%	0	0	0	0	4	1	0	0	0	2	2	1	5	0	0
11	ASENSIO Marco	1	1	100%	0	0	0	0	0	1	0	0	0	0	1	0	1	0	0
19	CEBALLOS Dani	17	17	100%	0	0	0	0	4	4	0	8	1	4	12	1	17	0	0
21	RODRYGO	2	2	100%	0	0	0	0	0	1	0	1	0	0	2	0	2	0	0

Passing Networks

#	Passes From ↓ to →	LUNIN Andriy	CARVAJAL Dani	ALABA David	KROOS Toni	BENZEMA Karim	MODRIC Luka	CAMAVINGA Eduardo	VALVERDE Federico	TCHOUAMENI Aurelien	VINICIUS JUNIOR	RUEDIGER Antonio	VALLEJO Jesus	NACHO	ASENSIO Marco	CEBALLOS Dani	RODRYGO
13	LUNIN Andriy		0	0	0	0	3	1	1	2	0	12	2	1	0	2	0
2	CARVAJAL Dani	1		4	7	1	10	1	12	7	0	5	0	0	0	1	0
4	ALABA David	2	1		10	1	5	12	3	6	10	20	0	1	0	7	1
8	KROOS Toni	1	7	11		6	18	9	4	7	11	7	0	0	0	4	2
9	BENZEMA Karim	0	0	3	7		6	4	8	2	4	1	0	0	0	0	0
10	MODRIC Luka	1	10	9	10	10		2	10	7	8	8	0	0	0	3	1
12	CAMAVINGA Eduardo	3	1	4	11	5	4		5	2	10	8	2	3	3	7	2
15	VALVERDE Federico	0	10	0	5	6	14	4		8	1	4	2	3	2	6	1
18	TCHOUAMENI Aurelien	0	6	6	12	2	11	3	7		1	6	0	0	0	0	0
20	VINICIUS JUNIOR	0	4	2	9	5	2	7	1	2		0	0	2	0	9	2
22	RUEDIGER Antonio	6	11	21	10	1	2	8	14	8	1		0	1	3	3	2
5	VALLEJO Jesus	0	0	0	0	0	0	2	1	0	0	3		1	1	0	0
6	NACHO	1	0	3	0	0	0	5	1	0	2	6	0		2	1	1
11	ASENSIO Marco	0	1	0	0	0	0	2	0	0	0	2	0	0		1	2
19	CEBALLOS Dani	0	1	11	1	0	5	7	6	0	6	1	2	7	2		7
21	RODRYGO	0	0	2	1	0	0	1	1	0	3	1	0	0	0	8	

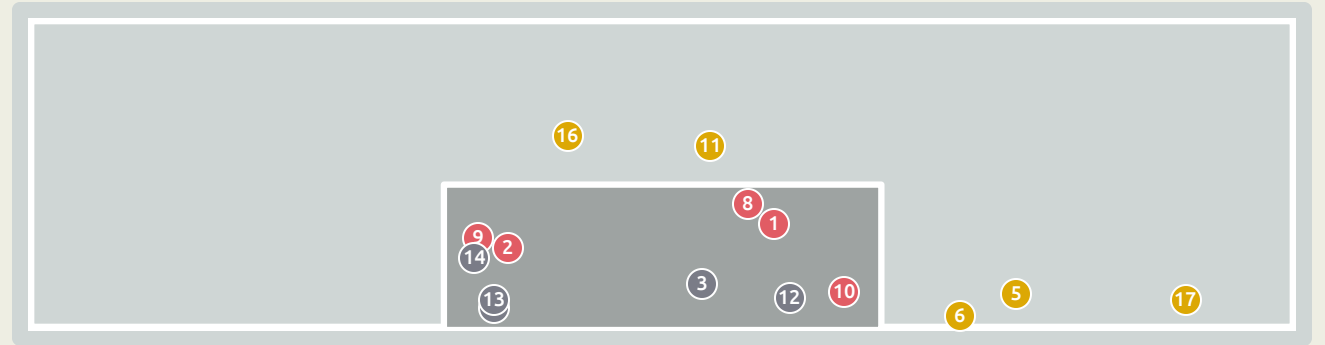
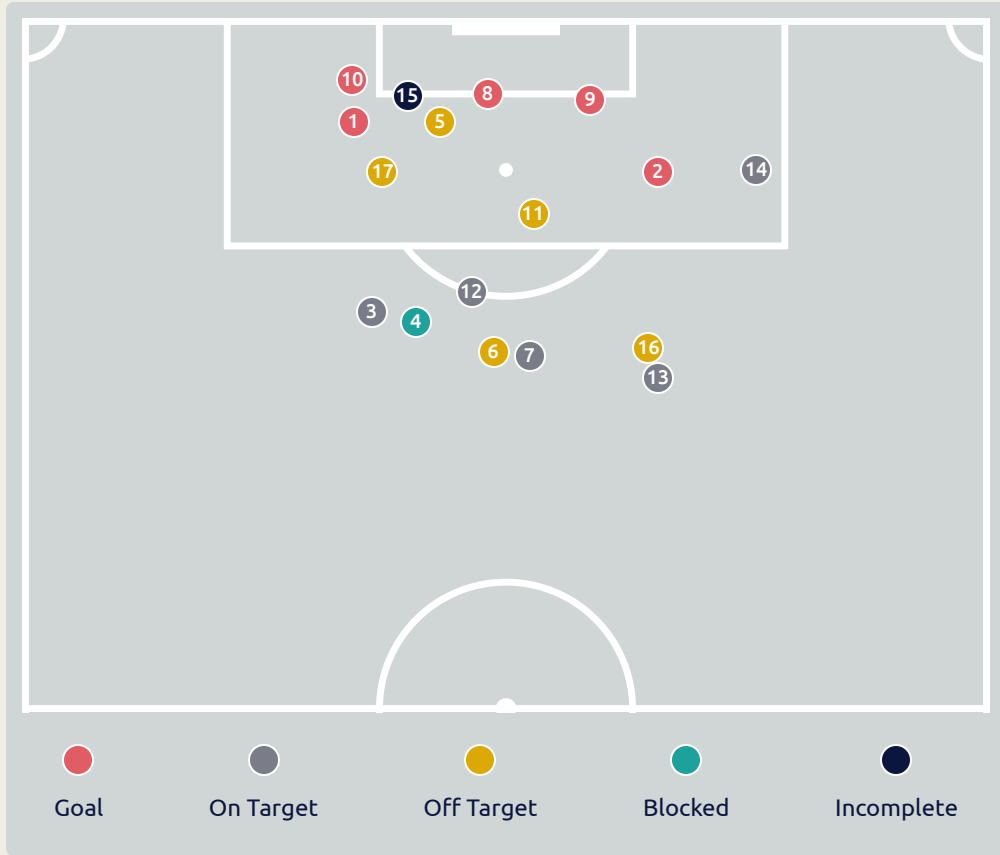
Top 5 Player to Player Passers		
Player	Passed To	% of Total Team Passes
RUEDIGER Antonio	ALABA David	2.6%
ALABA David	RUEDIGER Antonio	2.4%
KROOS Toni	MODRIC Luka	2.2%
VALVERDE Federico	MODRIC Luka	1.7%
RUEDIGER Antonio	VALVERDE Federico	1.7%

Passing Networks

#	Passes From ↓ to →	ABDULLAH ALMAYOUF	KHALIFAH ALDAWSARI	ALI ALBULAYHI	CUELLAR Gustavo	VIETTO Luciano	MAREGA Moussa	CARRILLO Andre	JANG Hyunsoo	MOHAMED KANNO	SALEM ALDAWSARI	SAUD ABDULHAMID	IGHALO Odion	ABDULLAH ALHAMDDAN	NASSER ALDAWSARI	MICHAEL
1	ABDULLAH ALMAYOUF		2	5	4	0	5	0	3	1	0	4	0	0	0	0
4	KHALIFAH ALDAWSARI	1		4	2	1	0	1	0	3	4	0	0	0	1	1
5	ALI ALBULAYHI	5	7		10	2	0	11	1	5	2	1	0	0	0	0
6	CUELLAR Gustavo	4	1	12		3	7	13	5	14	2	6	0	1	0	0
10	VIETTO Luciano	0	1	2	8		2	5	0	2	1	5	0	0	0	0
17	MAREGA Moussa	0	0	0	2	2		2	1	3	2	0	0	0	0	0
19	CARRILLO Andre	0	3	5	14	5	3		4	6	2	6	0	0	0	0
20	JANG Hyunsoo	3	0	6	5	0	1	3		2	1	9	1	1	0	1
28	MOHAMED KANNO	1	1	4	8	5	6	4	9		2	1	0	0	0	0
29	SALEM ALDAWSARI	0	1	2	1	3	1	0	0	2		1	0	0	0	0
66	SAUD ABDULHAMID	2	0	1	4	3	6	7	1	4	2		0	0	0	0
9	IGHALO Odion	0	0	0	0	0	0	0	0	0	0	0		0	1	0
14	ABDULLAH ALHAMDDAN	0	0	0	0	0	0	0	0	0	0	0	0		1	0
16	NASSER ALDAWSARI	0	0	0	2	0	0	0	0	1	0	0	0	0		1
96	MICHAEL	0	0	0	0	0	0	0	0	0	0	0	0	0	1	

Top 5 Player to Player Passers		
Player	Passed To	% of Total Team Passes
CUELLAR Gustavo	MOHAMED KANNO	3.7%
CARRILLO Andre	CUELLAR Gustavo	3.7%
CUELLAR Gustavo	CARRILLO Andre	3.4%
CUELLAR Gustavo	ALI ALBULAYHI	3.2%
ALI ALBULAYHI	CARRILLO Andre	2.9%

Attempts at Goal




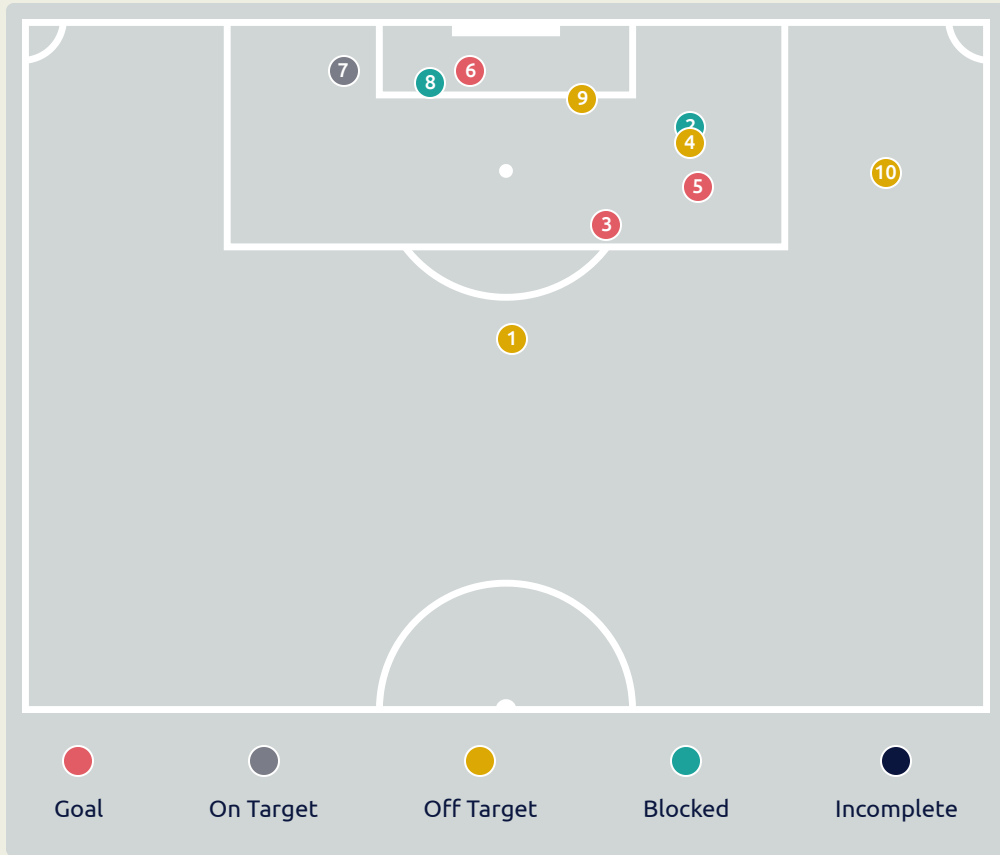
Key	Outcome	Shots
●	Goals	5
●	On Target	5
●	Off Target	5
●	Blocked	1
●	Incomplete	1






Attempts at Goal



Time	Player	Outcome	Body Part	Delivery Type
12	20 VINICIUS JUNIOR	On Target - Goal	Right Foot	Pass
17	15 VALVERDE Federico	On Target - Goal	Right Foot	Loose Ball
19	9 BENZEMA Karim	On Target - Saved	Right Foot	Loose Ball
27	20 VINICIUS JUNIOR	Incomplete - Blocked	Right Foot	Loose Ball
40	9 BENZEMA Karim	Off Target	Right Foot	Pass
45	8 KROOS Toni	Off Target	Right Foot	Pass
46	10 MODRIC Luka	On Target - Saved	Left Foot	Pass
53	9 BENZEMA Karim	On Target - Goal	Right Foot	Cross
57	15 VALVERDE Federico	On Target - Goal	Right Foot	Cross
68	20 VINICIUS JUNIOR	On Target - Goal	Right Foot	Pass
69	20 VINICIUS JUNIOR	Off Target - Saved	Right Foot	Pass
76	21 RODRYGO	On Target - Saved	Right Foot	Pass
77	15 VALVERDE Federico	On Target - Saved	Right Foot	Pass
82	11 ASENSIO Marco	On Target - Saved	Left Foot	Pass
83	22 RUEDIGER Antonio	Incomplete	Head	Corner
85	11 ASENSIO Marco	Off Target	Left Foot	Pass
89	21 RODRYGO	Off Target	Right Foot	Pass

Attempts at Goal

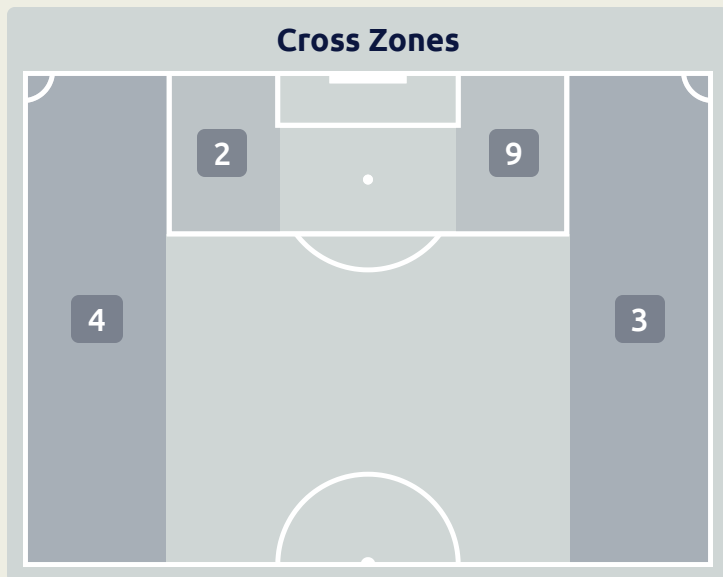
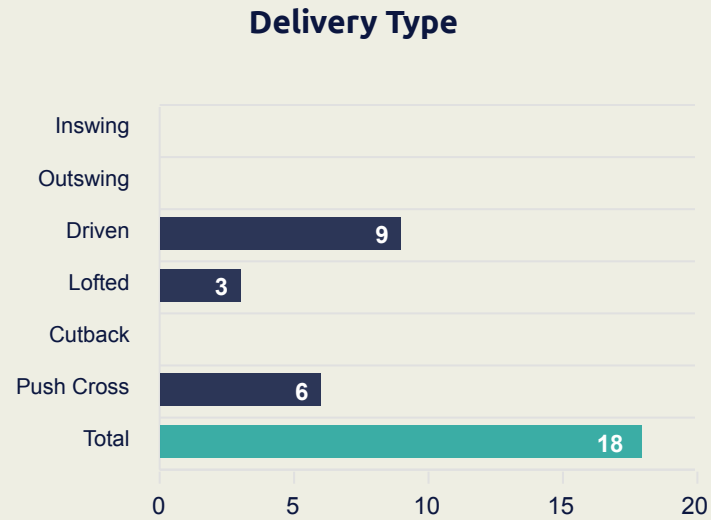
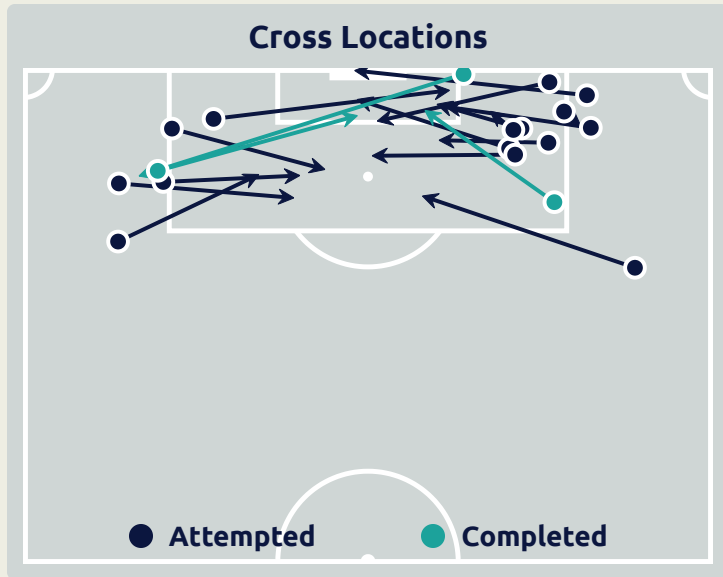


Key	Outcome	Shots
	Goals	3
	On Target	1
	Off Target	4
	Blocked	2
	Incomplete	0

Attempts at Goal

Time	Player	Outcome	Body Part	Delivery Type
13	10 VIETTO Luciano	Off Target	Right Foot	Pass
21	17 MAREGA Moussa	Incomplete - Blocked	Right Foot	Pass
25	17 MAREGA Moussa	On Target - Goal	Right Foot	Pass
36	17 MAREGA Moussa	Off Target	Right Foot	Pass
62	10 VIETTO Luciano	On Target - Goal	Right Foot	Pass
78	10 VIETTO Luciano	On Target - Goal	Right Foot	Cross
80	96 MICHAEL	On Target - Saved	Left Foot	Pass
80	10 VIETTO Luciano	Incomplete - Blocked	Left Foot	Loose Ball
80	17 MAREGA Moussa	Off Target	Right Foot	Loose Ball
88	16 NASSER ALDAWSARI	Off Target	Left Foot	Freekick

Crosses (Open Play)



Attempted

18

Completed

3

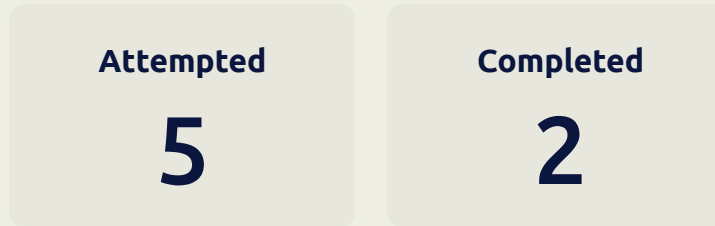
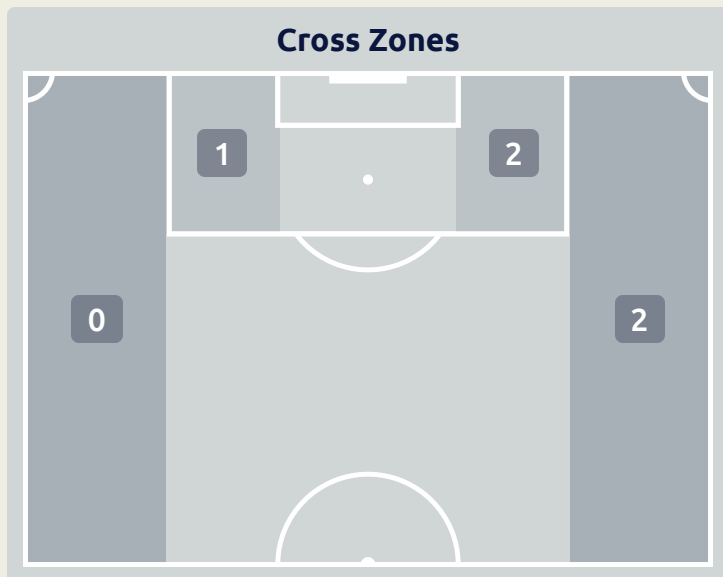
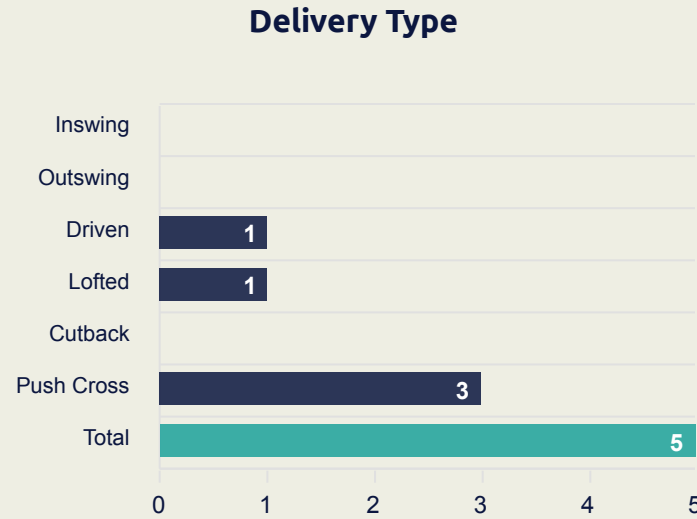
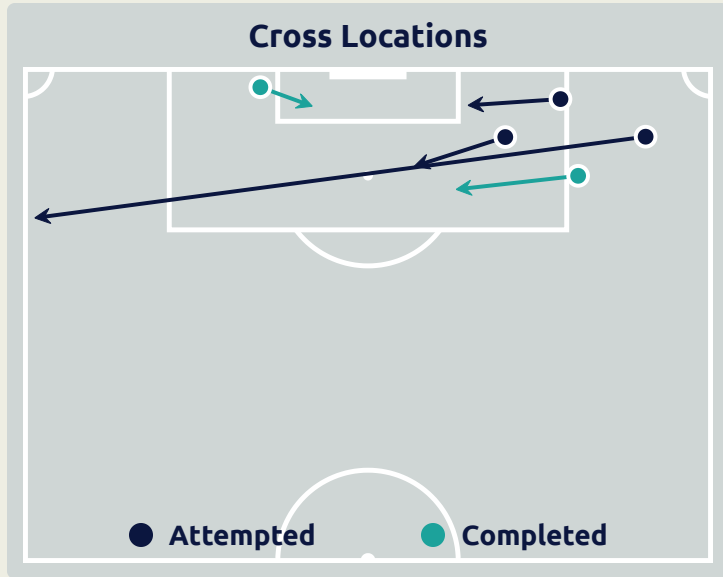
Most Crosses Attempted

4

CARVAJAL Dani
RIGHT BACK

#	Player	Inswing	Outswing	Driven	Lofted	Cutback	Push Cross	Total Attempted
13	LUNIN Andriy	0	0	0	0	0	0	0
2	CARVAJAL Dani	0	0	1	0	0	3	4
4	ALABA David	0	0	0	0	0	1	1
8	KROOS Toni	0	0	0	0	0	0	0
9	BENZEMA Karim	0	0	0	1	0	0	1
10	MODRIC Luka	0	0	3	0	0	0	3
12	CAMAVINGA Eduardo	0	0	0	0	0	0	0
15	VALVERDE Federico	0	0	2	0	0	2	4
18	TCHOUAMENI Aurelien	0	0	0	0	0	0	0
20	VINICIUS JUNIOR	0	0	2	2	0	0	4
22	RUEDIGER Antonio	0	0	0	0	0	0	0
5	VALLEJO Jesus	0	0	0	0	0	0	0
6	NACHO	0	0	0	0	0	0	0
11	ASENSIO Marco	0	0	1	0	0	0	1
19	CEBALLOS Dani	0	0	0	0	0	0	0
21	RODRYGO	0	0	0	0	0	0	0

Crosses (Open Play)



#	Player	Inswing	Outswing	Driven	Lofted	Cutback	Push Cross	Total Attempted
1	ABDULLAH ALMAYOUF	0	0	0	0	0	0	0
4	KHALIFAH ALDAWSARI	0	0	0	0	0	0	0
5	ALI ALBULAYHI	0	0	0	0	0	0	0
6	CUELLAR Gustavo	0	0	0	0	0	0	0
10	VIETTO Luciano	0	0	0	0	0	0	0
17	MAREGA Moussa	0	0	1	0	0	1	2
19	CARRILLO Andre	0	0	0	0	0	0	0
20	JANG Hyunsoo	0	0	0	0	0	0	0
28	MOHAMED KANNO	0	0	0	0	0	0	0
29	SALEM ALDAWSARI	0	0	0	0	0	0	0
66	SAUD ABDULHAMID	0	0	0	1	0	1	2
9	IGHALO Odion	0	0	0	0	0	0	0
14	ABDULLAH ALHAMDDAN	0	0	0	0	0	0	0
16	NASSER ALDAWSARI	0	0	0	0	0	0	0
96	MICHAEL	0	0	0	0	0	1	1

Offering to Receive

931
Total Offers Made

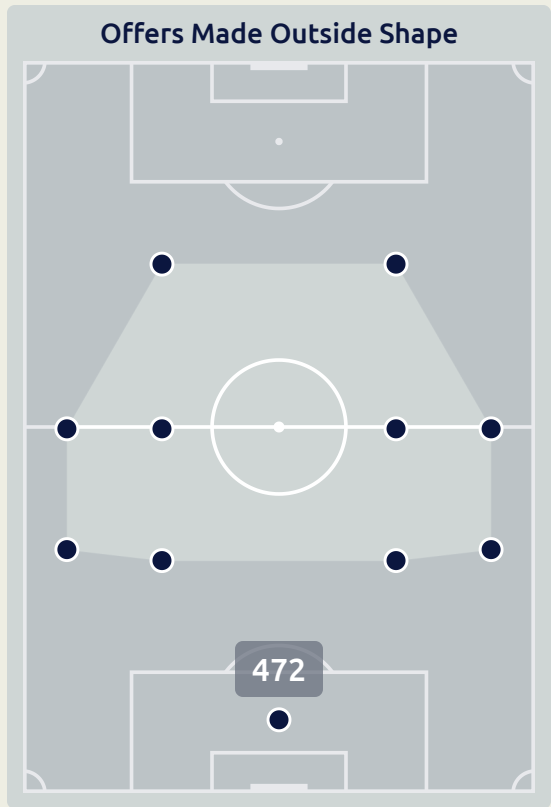
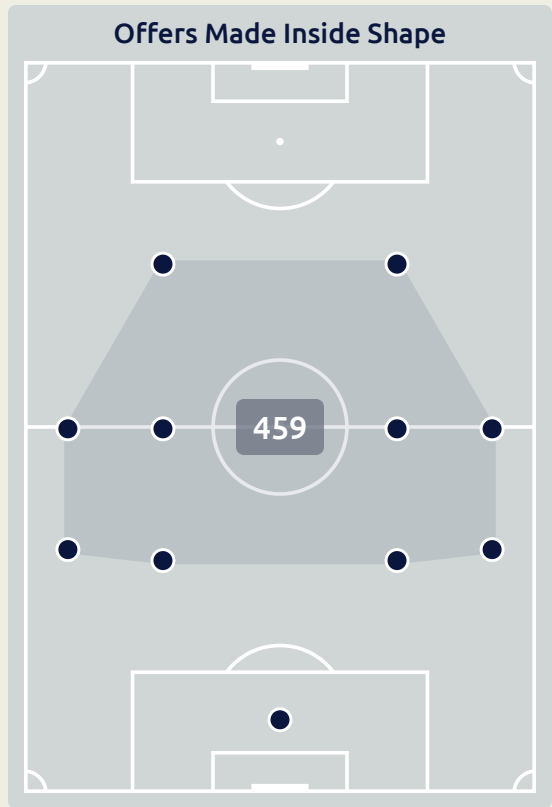
418
Total Offers Received

Most Offers
125
MODRIC Luka
RIGHT CENTRE MIDFIELD

366
Offers Made in Final Third

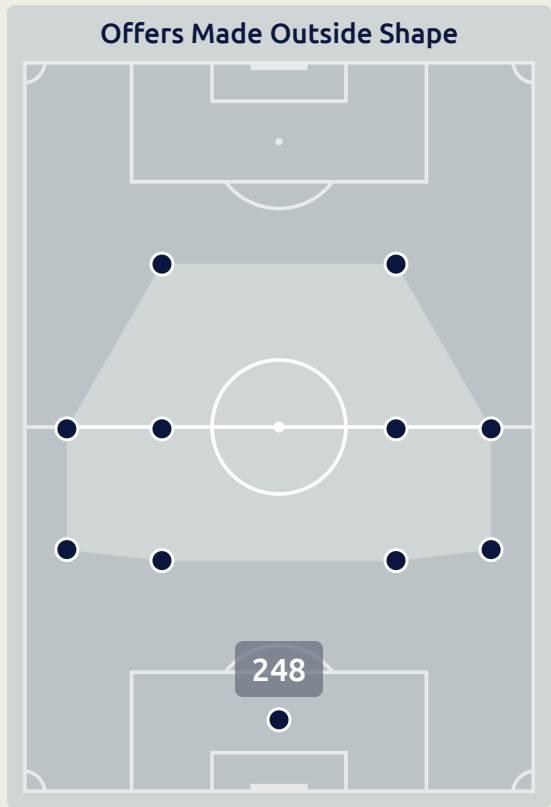
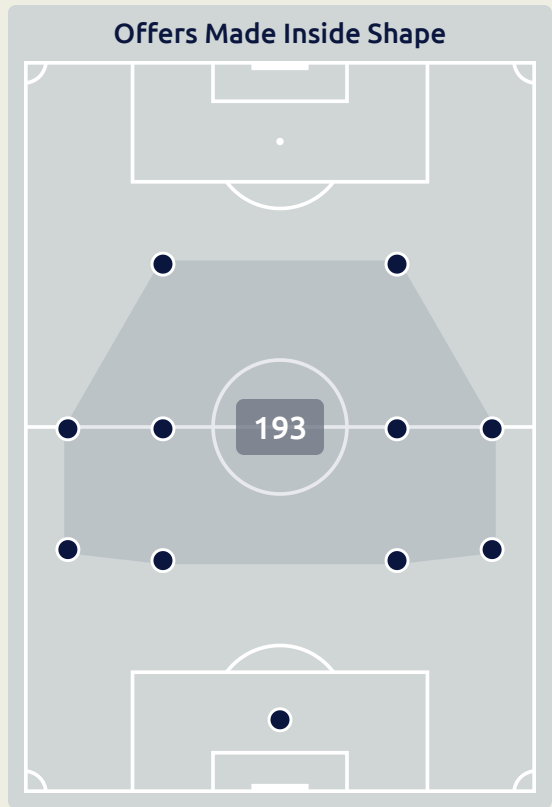
454
Offers Made in Middle Third

111
Offers Made in Defensive Third



#	Player	Offers Made	Offers Received	% Made & Received
13	LUNIN Andriy	7	2	28.6%
2	CARVAJAL Dani	49	23	46.9%
4	ALABA David	69	26	37.7%
8	KROOS Toni	56	39	69.6%
9	BENZEMA Karim	80	35	43.8%
10	MODRIC Luka	125	57	45.6%
12	CAMAVINGA Eduardo	80	30	37.5%
15	VALVERDE Federico	107	54	50.5%
18	TCHOUAMENI Aurelien	73	35	47.9%
20	VINICIUS JUNIOR	106	45	42.5%
22	RUEDIGER Antonio	18	6	33.3%
5	VALLEJO Jesus	17	6	35.3%
6	NACHO	8	6	75%
11	ASENSIO Marco	25	8	32%
19	CEBALLOS Dani	69	32	46.4%
21	RODRYGO	42	14	33.3%

Offering to Receive

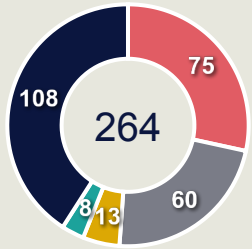


#	Player	Offers Made	Offers Received	% Made & Received
1	ABDULLAH ALMAYOUF	5	3	60%
4	KHALIFAH ALDAWSARI	45	10	22.2%
5	ALI ALBULAYHI	19	9	47.4%
6	CUELLAR Gustavo	53	28	52.8%
10	VIETTO Luciano	49	11	22.4%
17	MAREGA Moussa	73	21	28.8%
19	CARRILLO Andre	20	8	40%
20	JANG Hyunsoo	36	11	30.6%
28	MOHAMED KANNO	28	6	21.4%
29	SALEM ALDAWSARI	54	11	20.4%
66	SAUD ABDULHAMID	31	11	35.5%
9	IGHALO Odion	4	1	25%
14	ABDULLAH ALHAMDDAN	2	0	0%
16	NASSER ALDAWSARI	11	1	9.1%
96	MICHAEL	11	1	9.1%

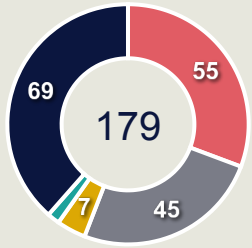
Movement to Receive

Movement Types by Phase

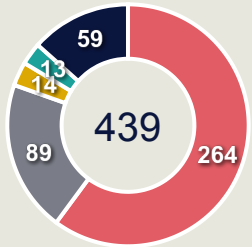
Final Third Phase



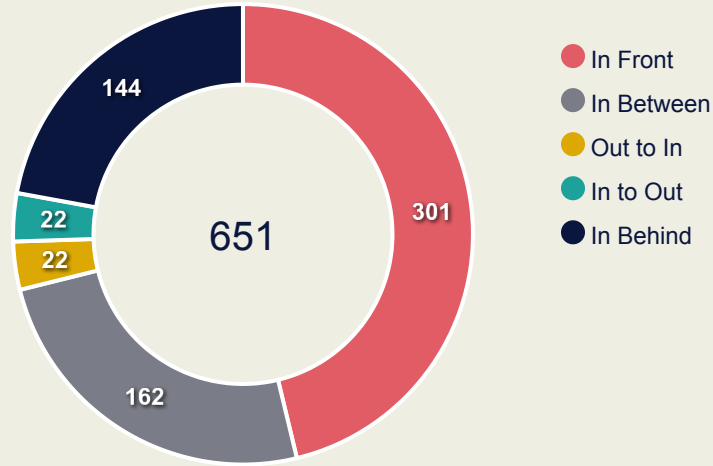
Progression Phase



Build Up Phase



All Movement Types

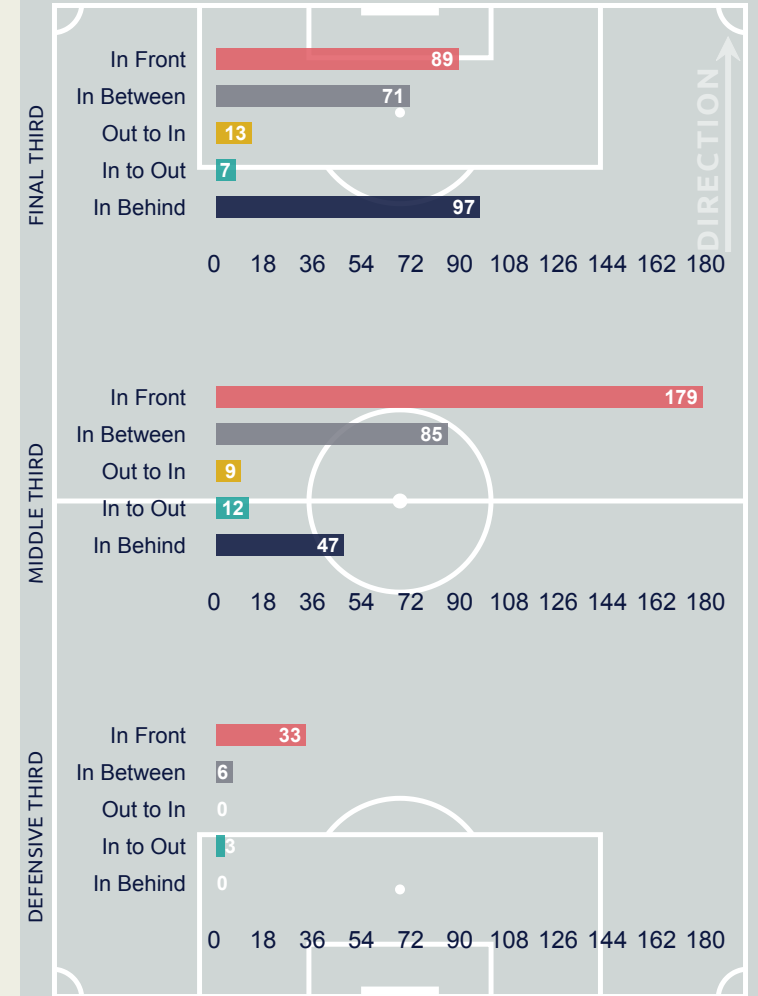


- In Front
- In Between
- Out to In
- In to Out
- In Behind

Top Ranked Players

Type	Player	Movements
In Front	10 MODRIC Luka	57
In Between	9 BENZEMA Karim	30
Out to In	15 VALVERDE Federico	4
In to Out	20 VINICIUS JUNIOR	8
In Behind	20 VINICIUS JUNIOR	36

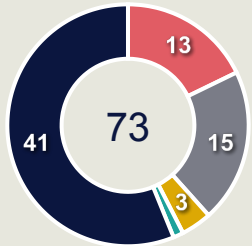
Movement Types Pitch Third



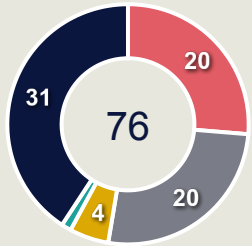
Movement to Receive

Movement Types by Phase

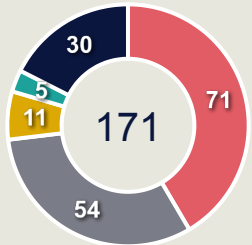
Final Third Phase



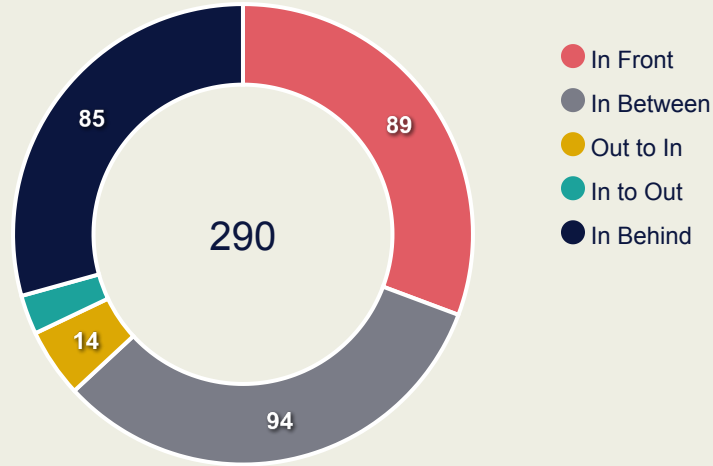
Progression Phase



Build Up Phase



All Movement Types

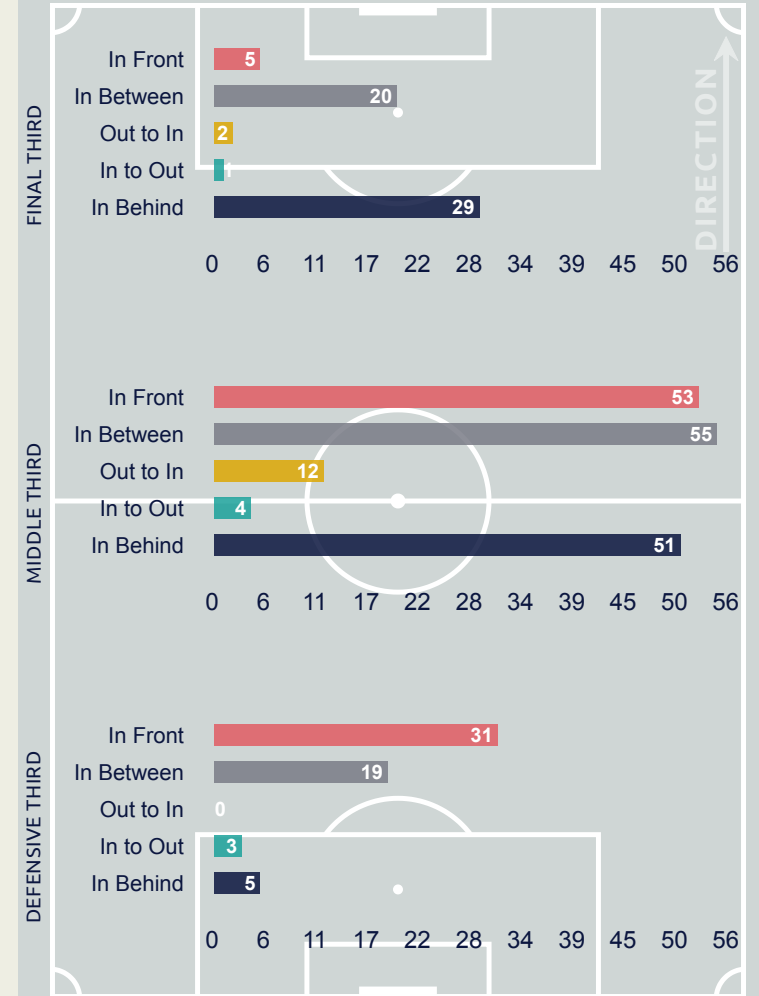


- In Front
- In Between
- Out to In
- In to Out
- In Behind

Top Ranked Players

Type	Player	Movements
In Front	6 CUELLAR Gustavo	33
In Between	10 VIETTO Luciano	29
Out to In	17 MAREGA Moussa	3
In to Out	28 MOHAMED KANNO	2
In Behind	17 MAREGA Moussa	42

Movement Types Pitch Third





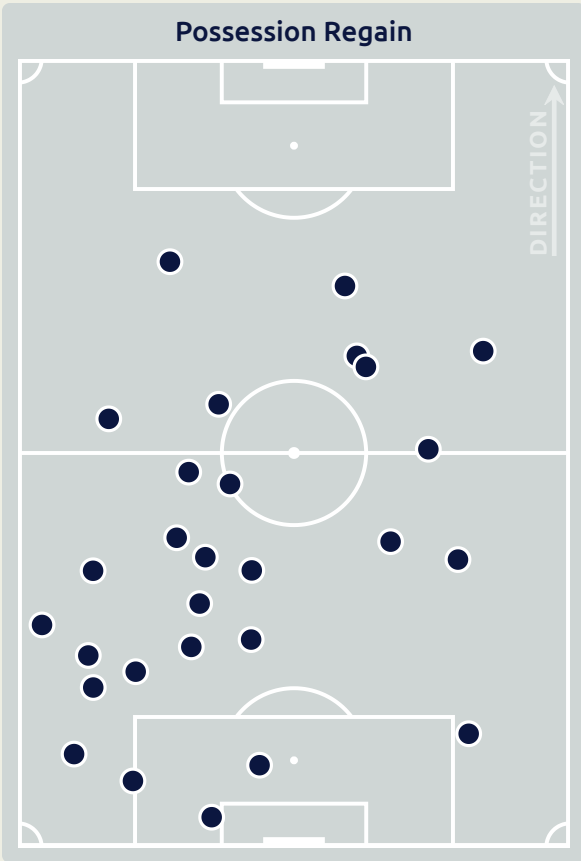
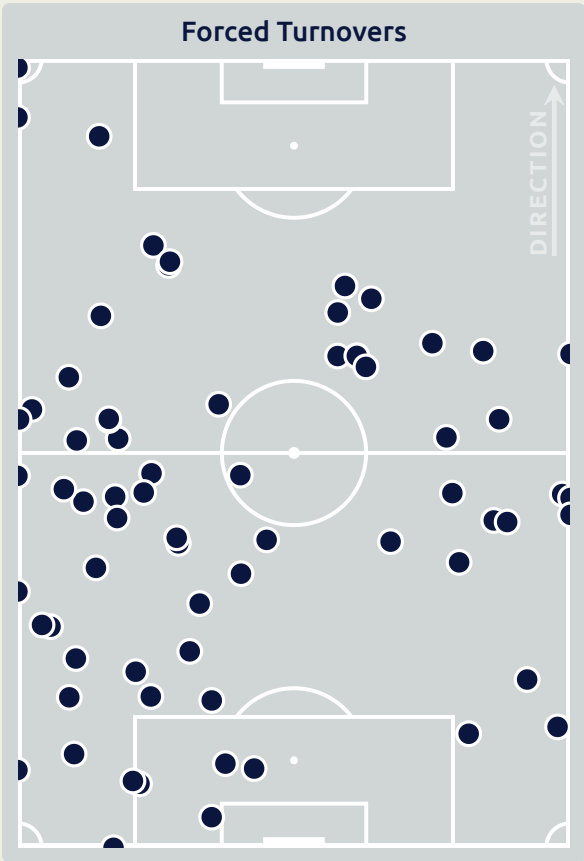
OUT OF POSSESSION



Real Madrid CF v Al Hilal SFC



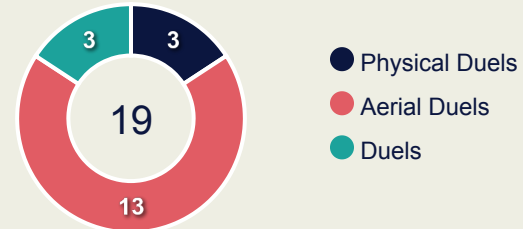
Defensive Actions



Blocks



Possession Contests

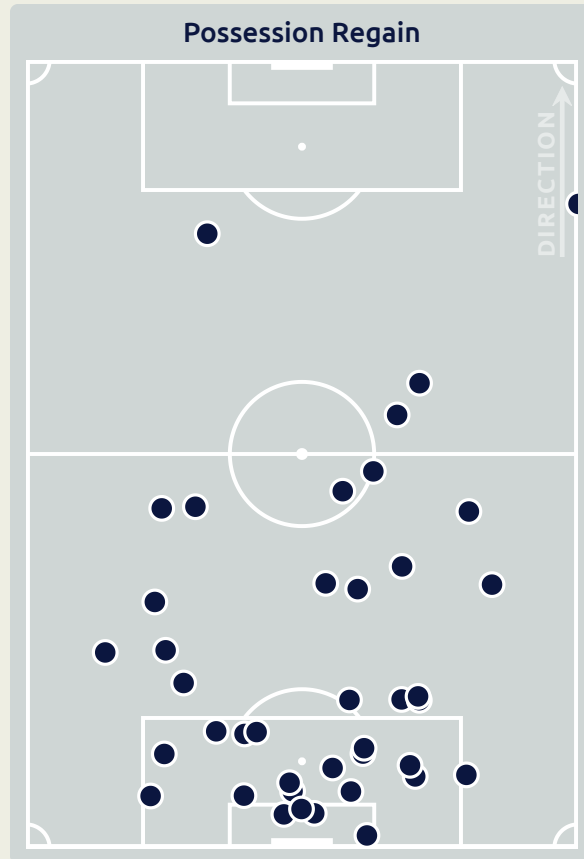
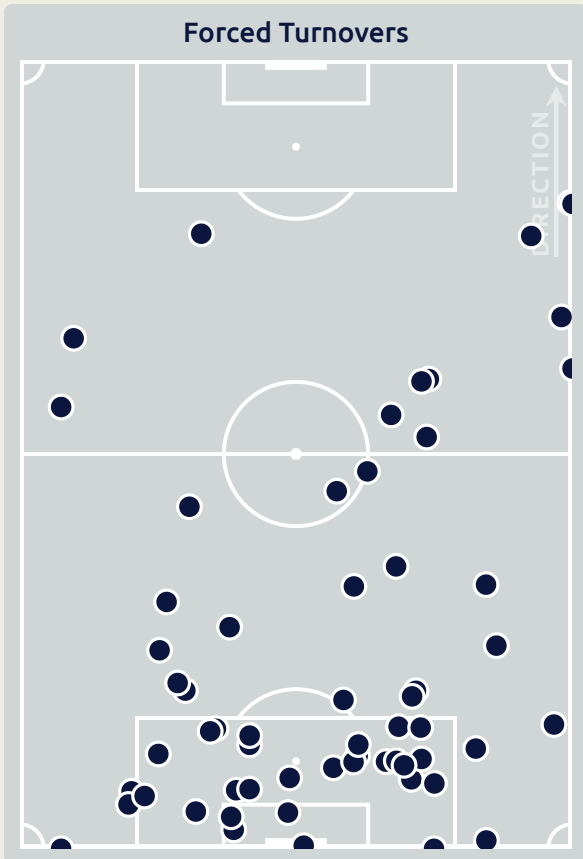


Most Possession Regains

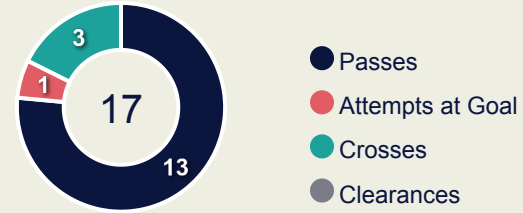


#	Player	Total Possession Regains
13	LUNIN Andriy	0
2	CARVAJAL Dani	0
4	ALABA David	2
8	KROOS Toni	3
9	BENZEMA Karim	1
10	MODRIC Luka	2
12	CAMAVINGA Eduardo	7
15	VALVERDE Federico	4
18	TCHOUAMENI Aurelien	5
20	VINIcius JUNIOR	0
22	RUEDIGER Antonio	1
5	VALLEJO Jesus	0
6	NACHO	2
11	ASENSIO Marco	0
19	CEBALLOS Dani	3
21	RODRYGO	0

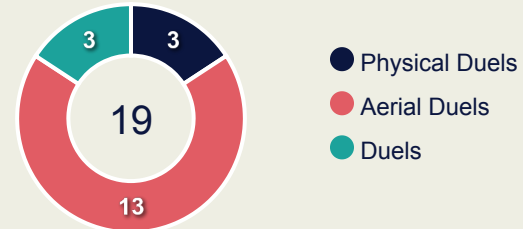
Defensive Actions



Blocks



Possession Contests

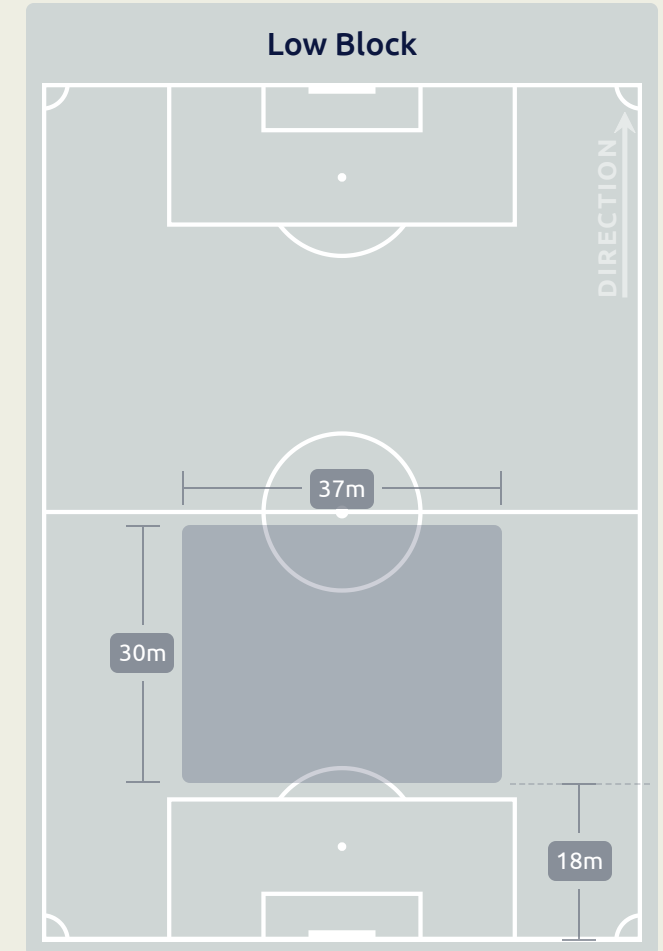
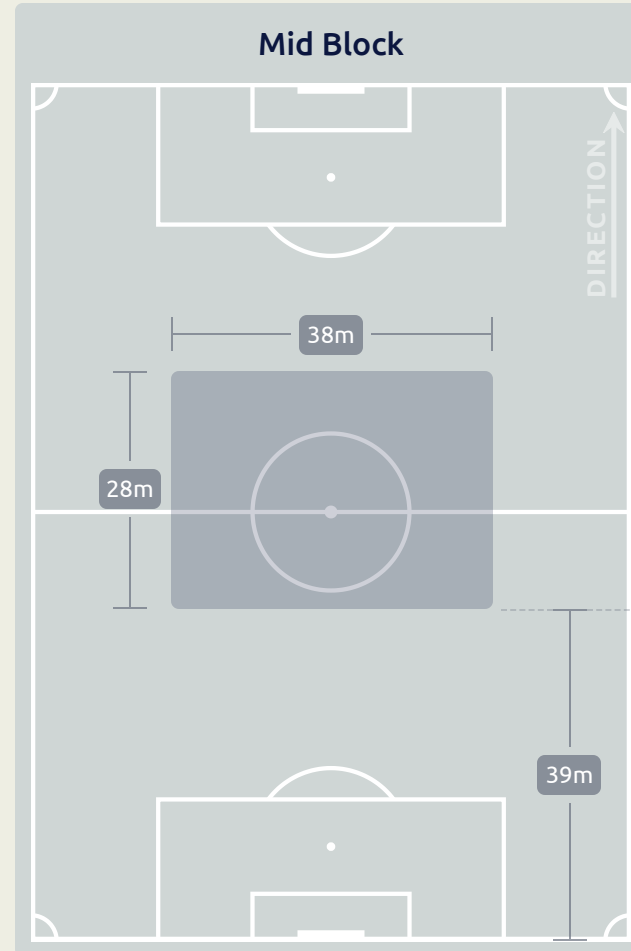
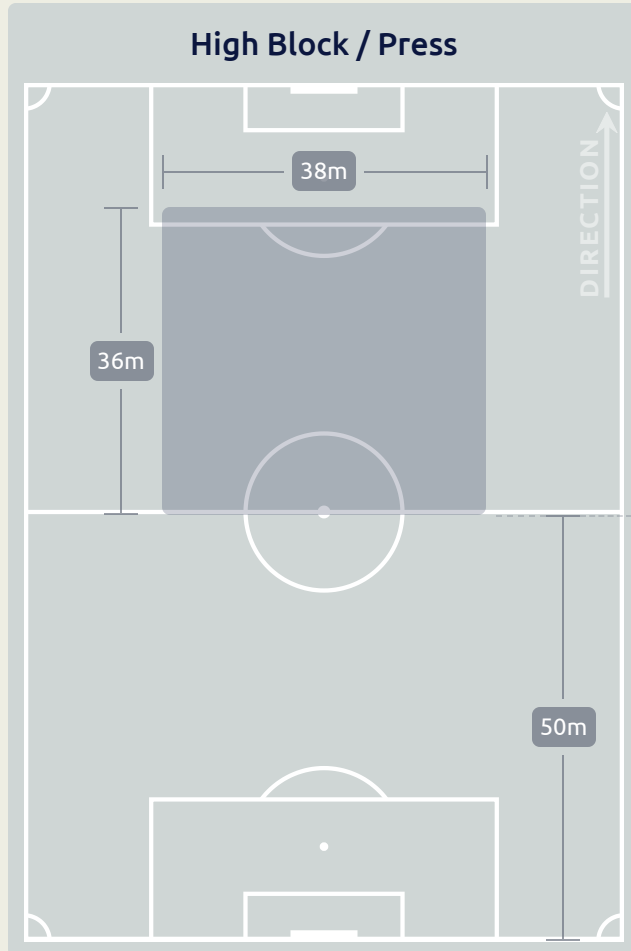


Most Possession Regains

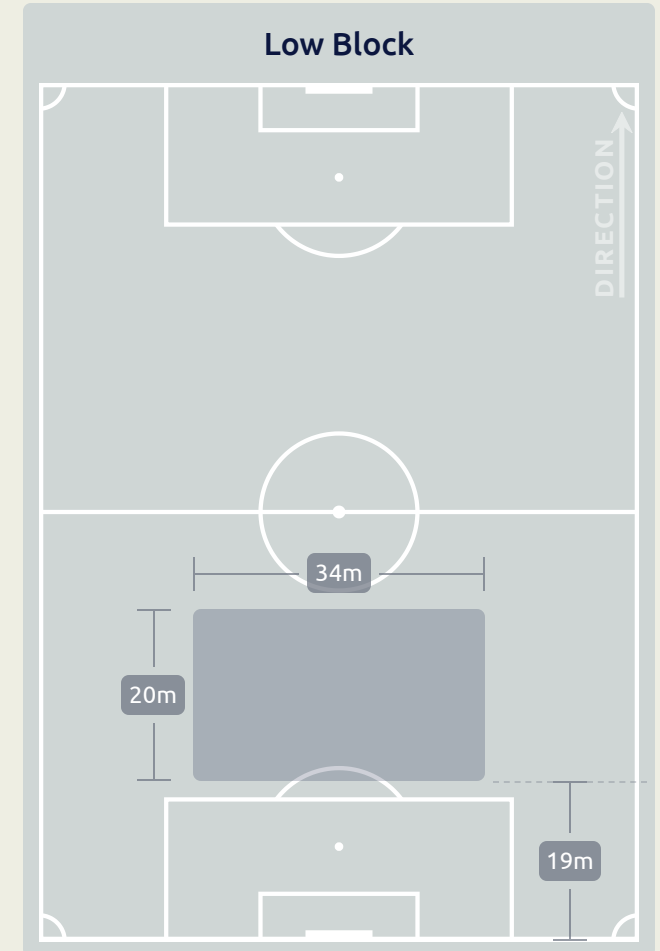
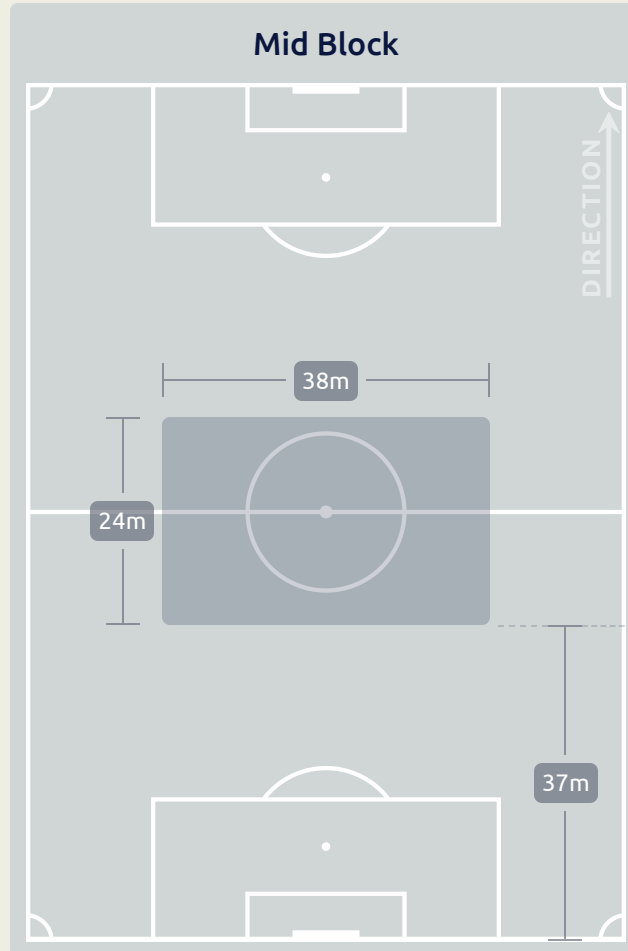
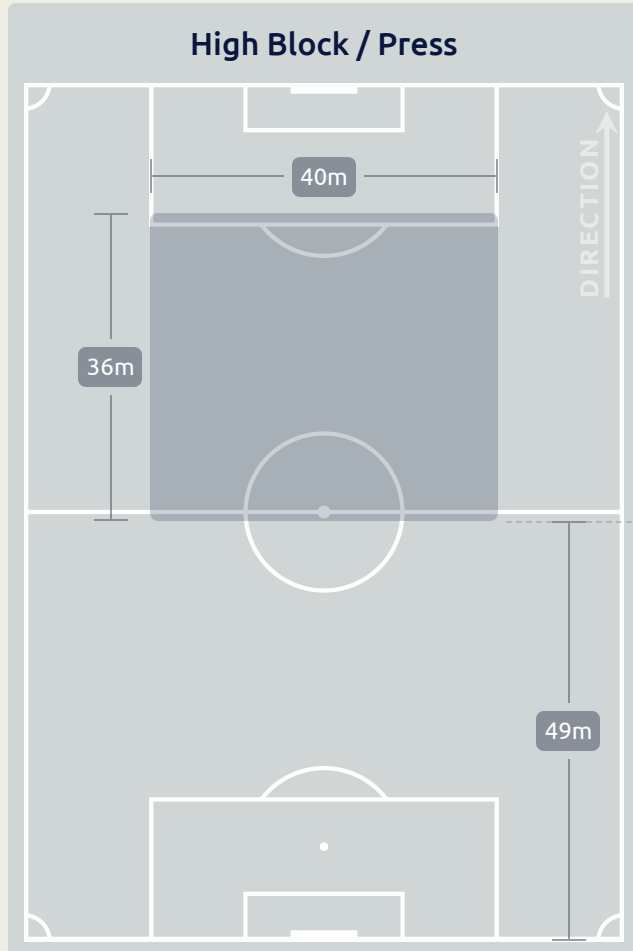
7
KHALIFAH ALDAWSARI
LEFT BACK

#	Player	Total Possession Regains
1	ABDULLAH ALMAYOUF	5
4	KHALIFAH ALDAWSARI	7
5	ALI ALBULAYHI	4
6	CUELLAR Gustavo	6
10	VIETTO Luciano	2
17	MAREGA Moussa	1
19	CARRILLO Andre	4
20	JANG Hyunsoo	4
28	MOHAMED KANNO	4
29	SALEM ALDAWSARI	0
66	SAUD ABDULHAMID	4
9	IGHALO Odion	0
14	ABDULLAH ALHAMDDAN	0
16	NASSER ALDAWSARI	1
96	MICHAEL	1

Defensive Line Height & Team Length



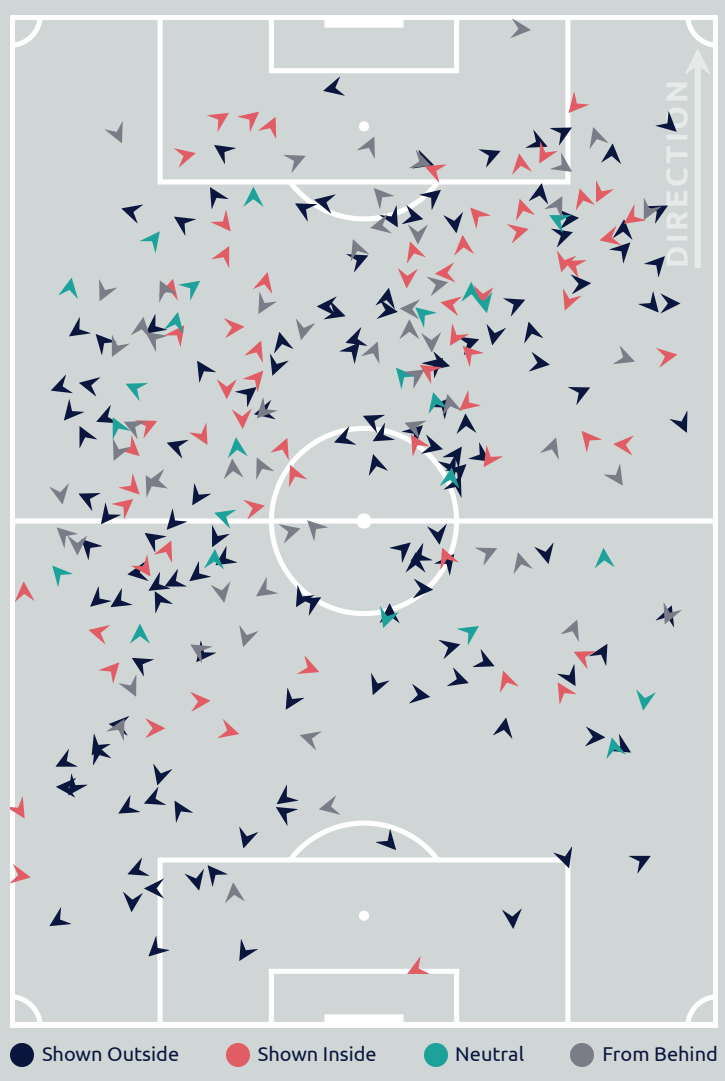
Defensive Line Height & Team Length



Defensive Pressure



Real Madrid CF



281	Total Pressures	388
49	Direct Pressures	41
1.7s	Avg Pressure Duration	1.42s
69	Forced Turnovers	60
10.38s	Ball Recovery Time	19.82s
146	Pushing on into Pressing	188
336	Pushing on	456
67	Pressing Direction Inside	67
134	Pressing Direction Outside	228

Most Direct Pressures

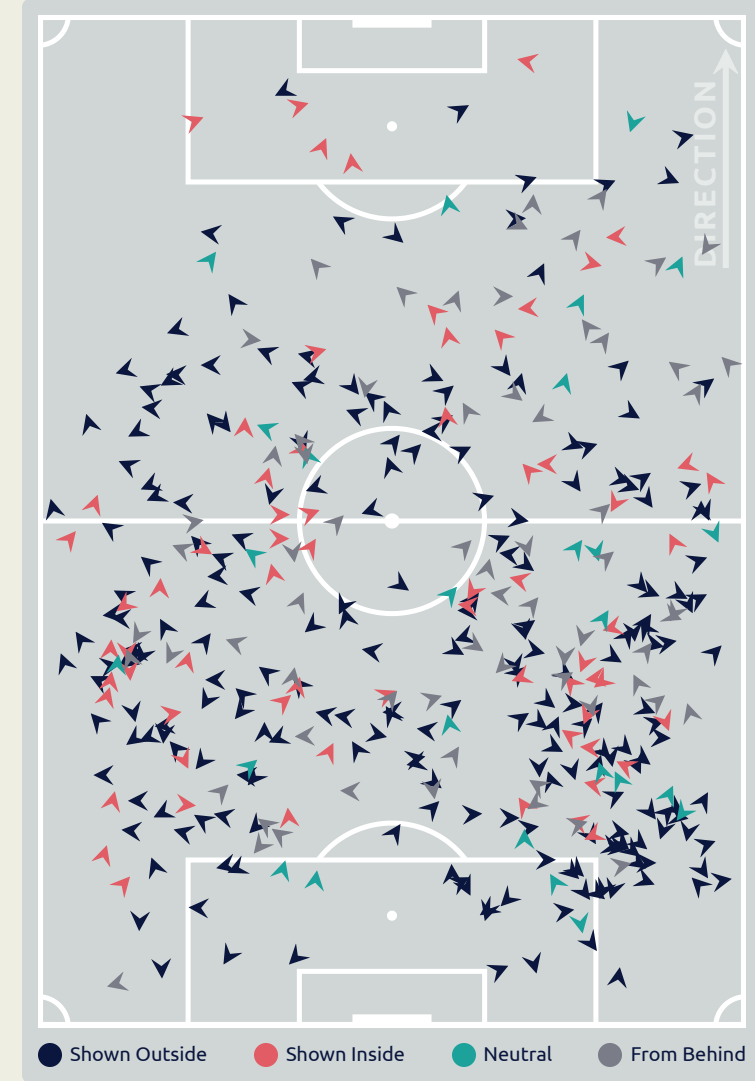
7

VINICIUS JUNIOR
LEFT WINGER

Most Direct Pressures

10

SAUD ABDULHAMID
RIGHT BACK





GOALKEEPING



Real Madrid CF v Al Hilal SFC

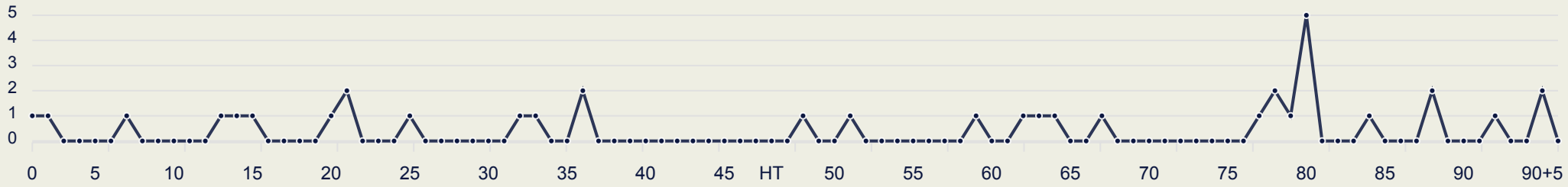


Goalkeeping Involvement



Real Madrid CF

Real Madrid CF GK Involvement Timeline



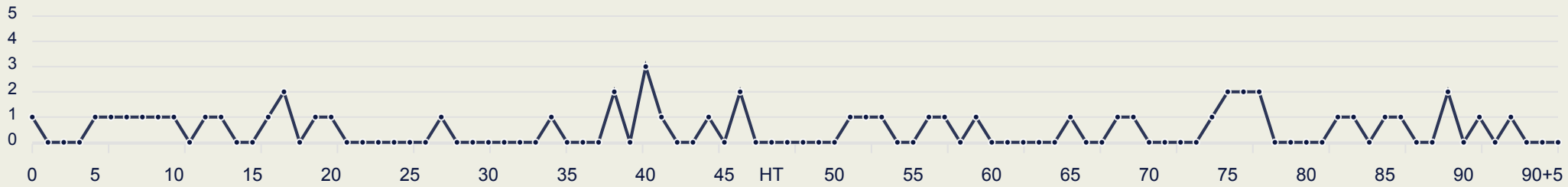
36

Total Involvements



Al Hilal SFC

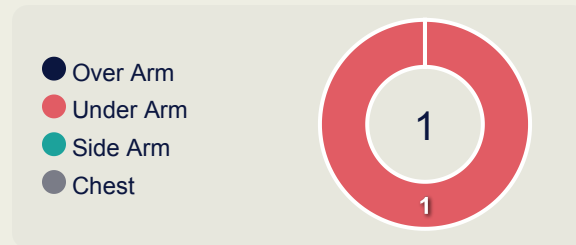
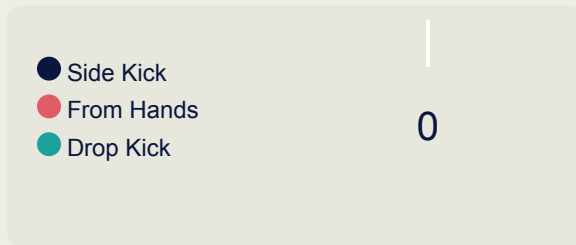
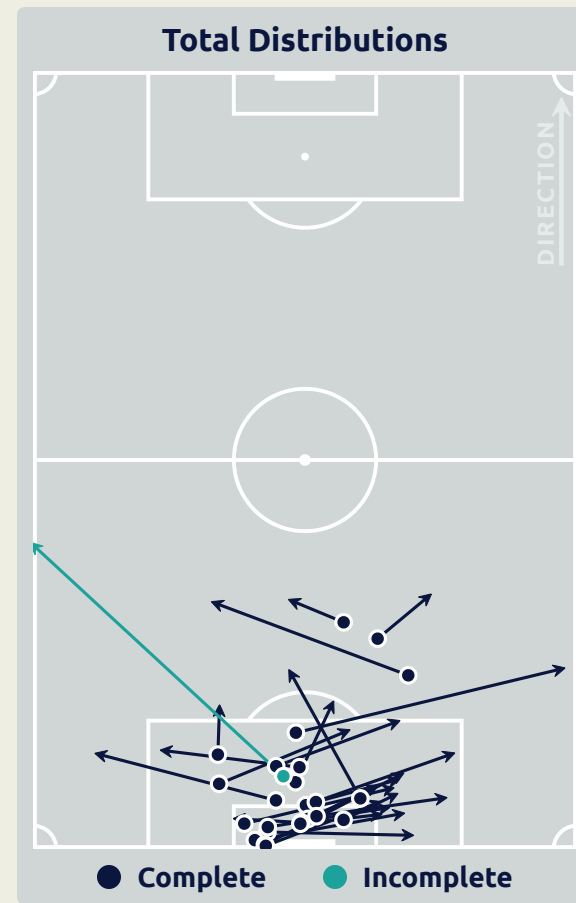
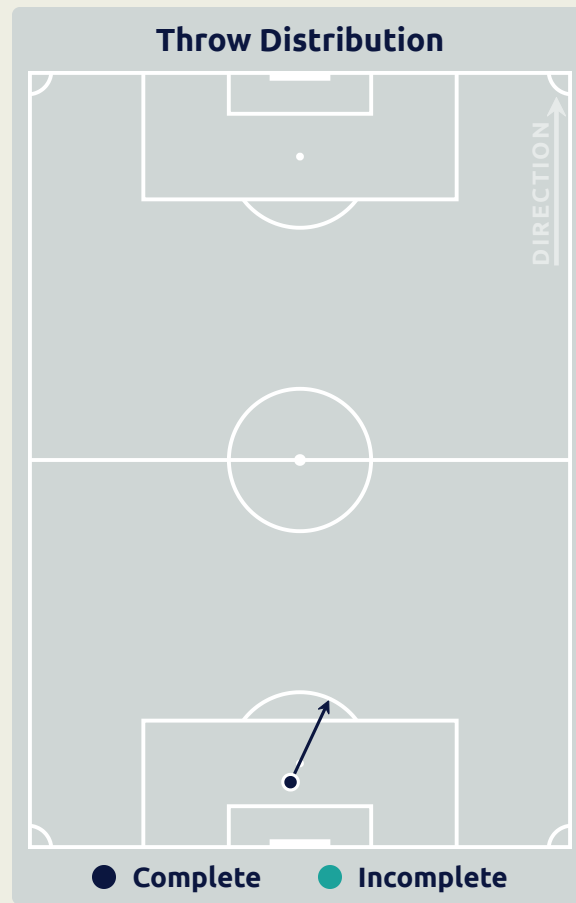
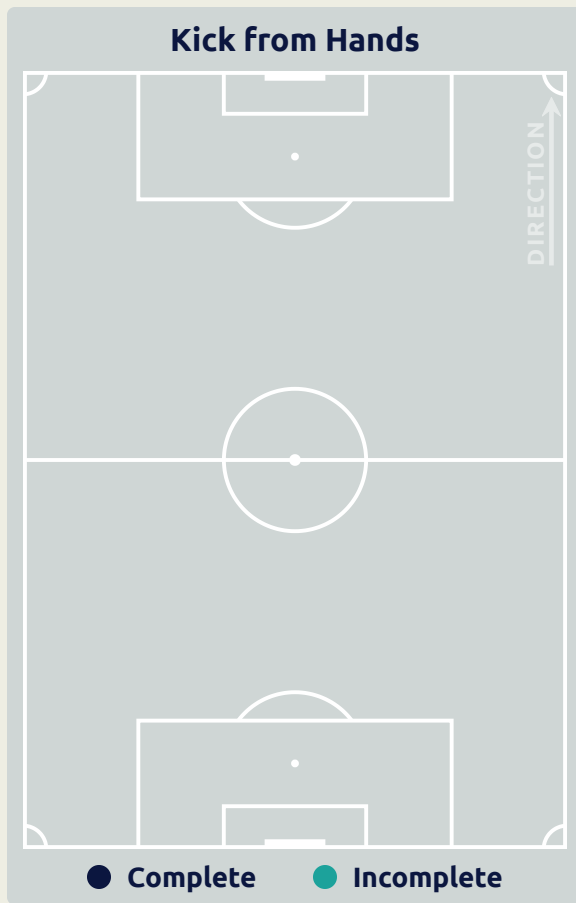
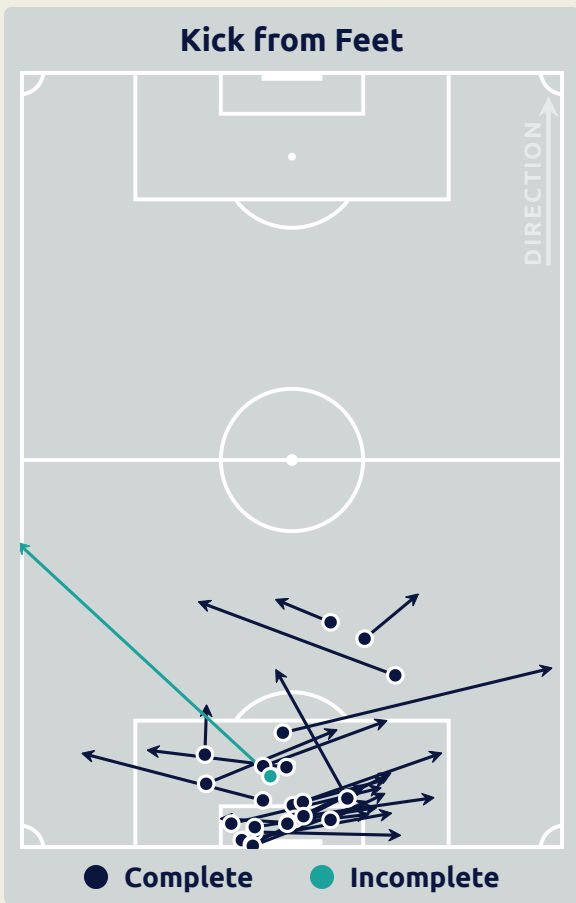
Al Hilal SFC GK Involvement Timeline



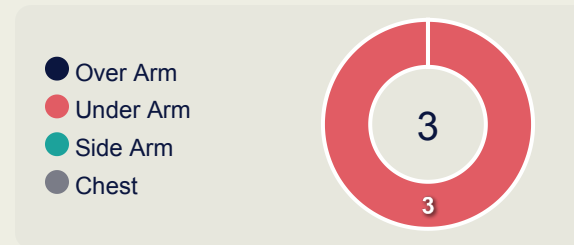
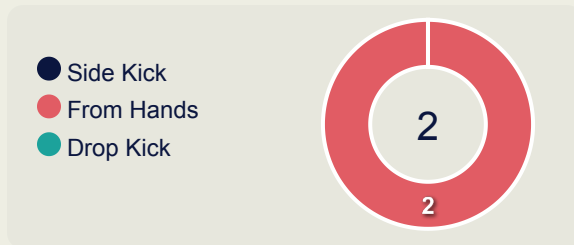
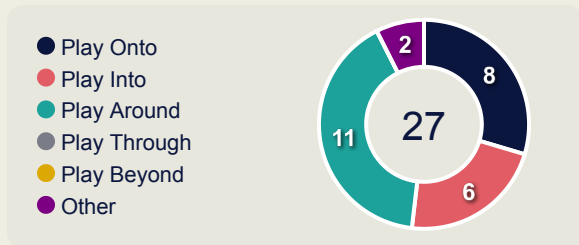
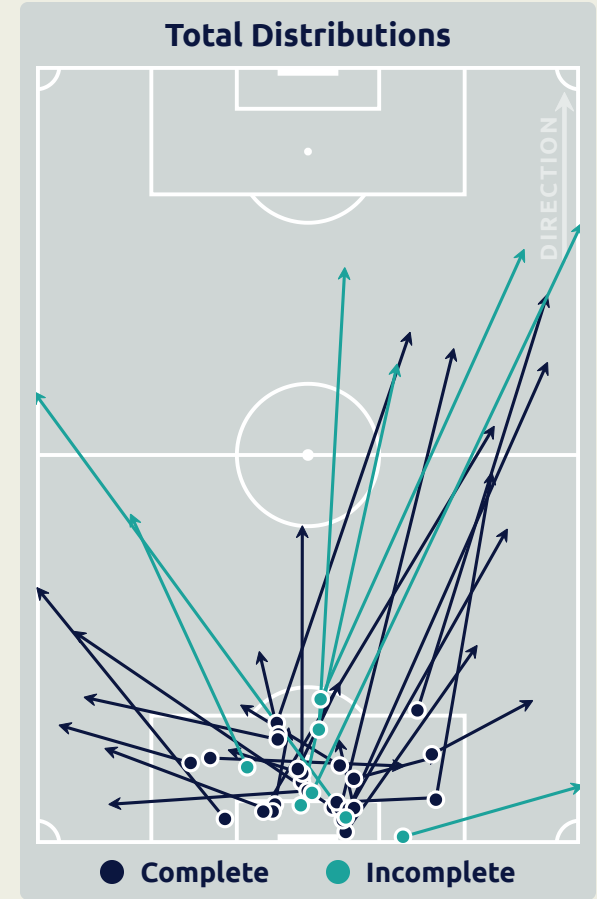
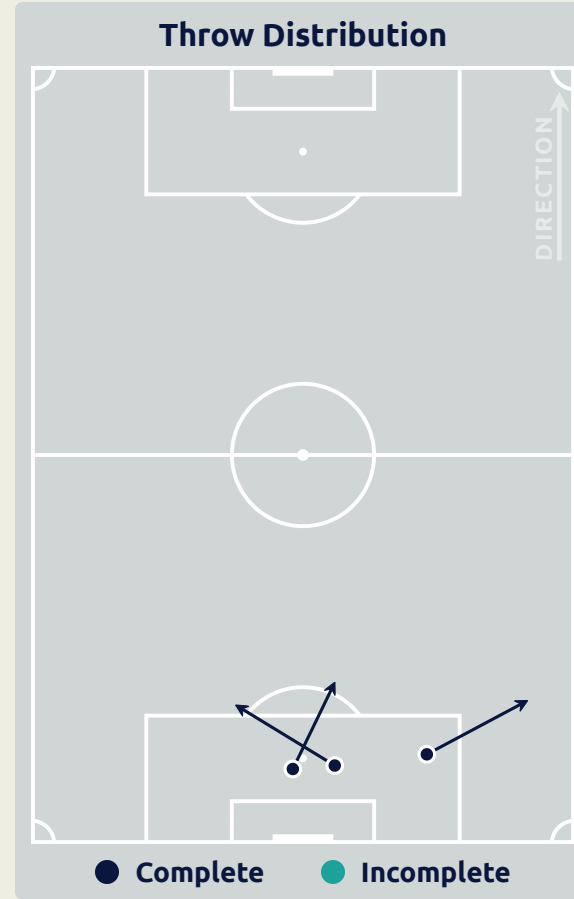
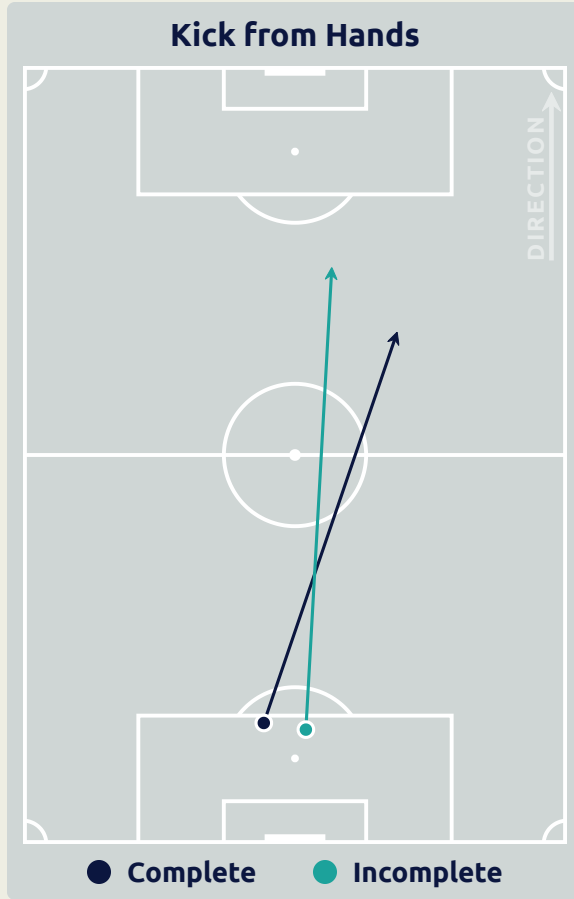
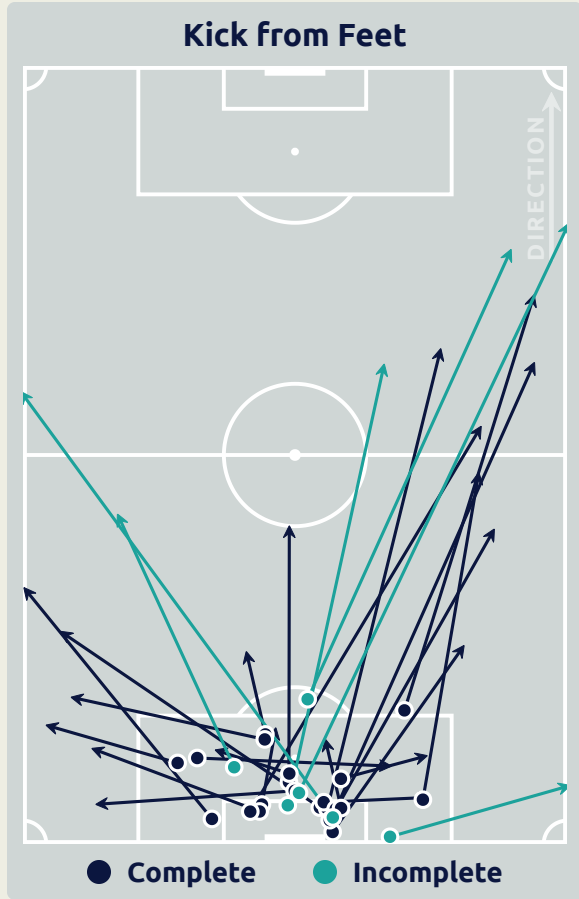
52

Total Involvements

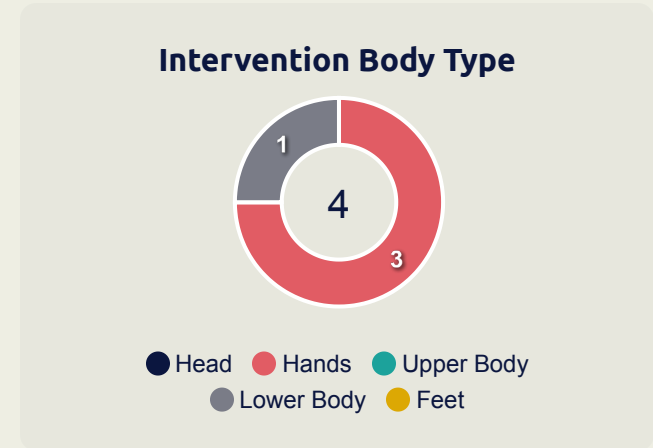
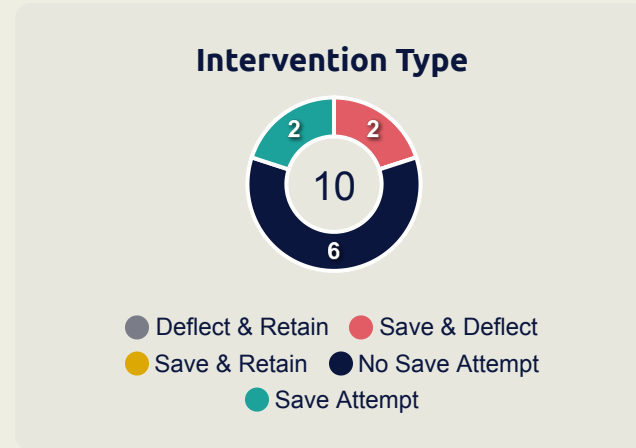
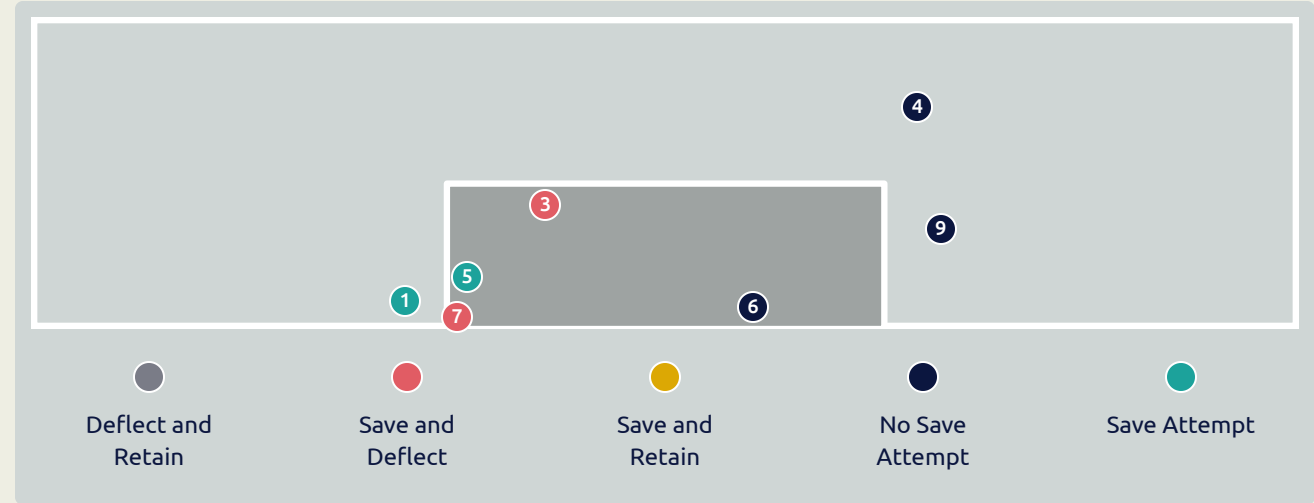
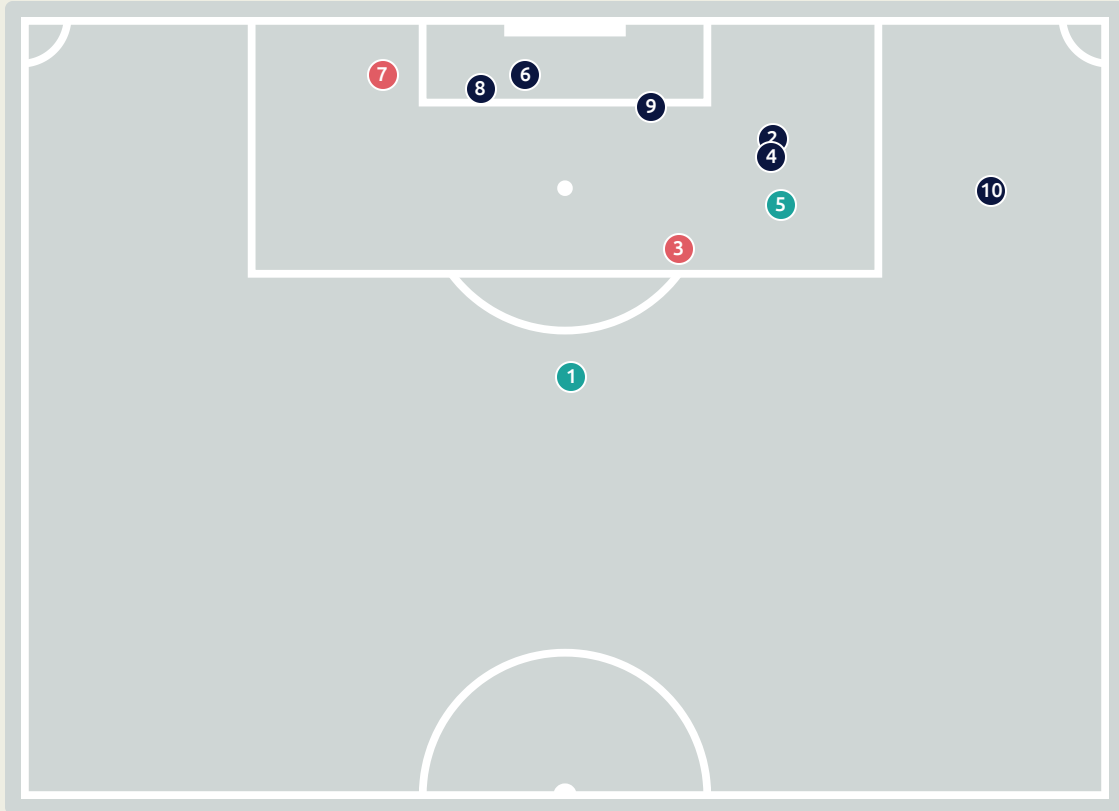
Goalkeeping Distribution



Goalkeeping Distribution

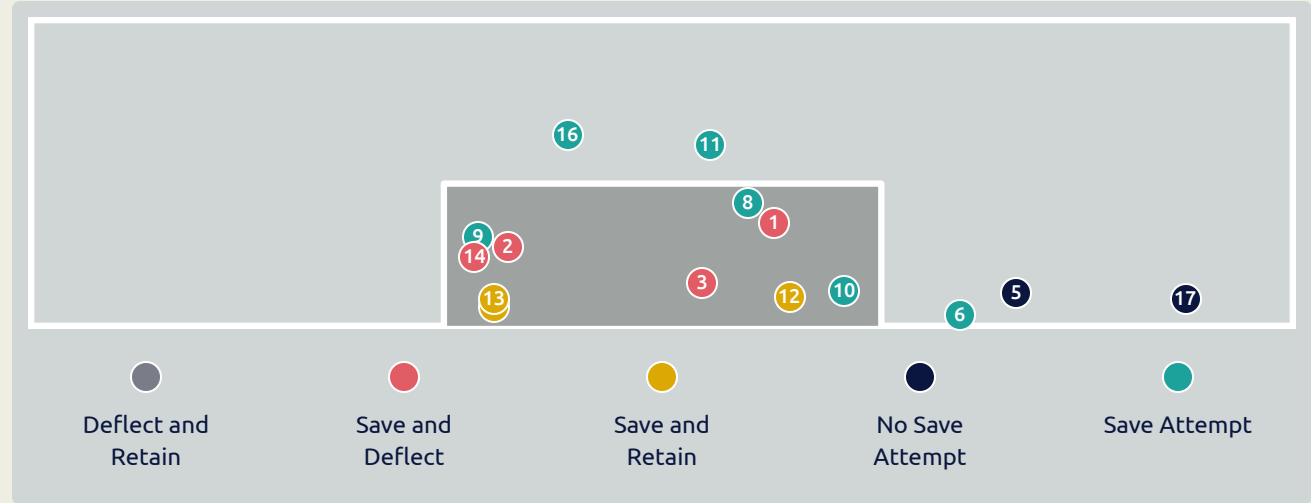
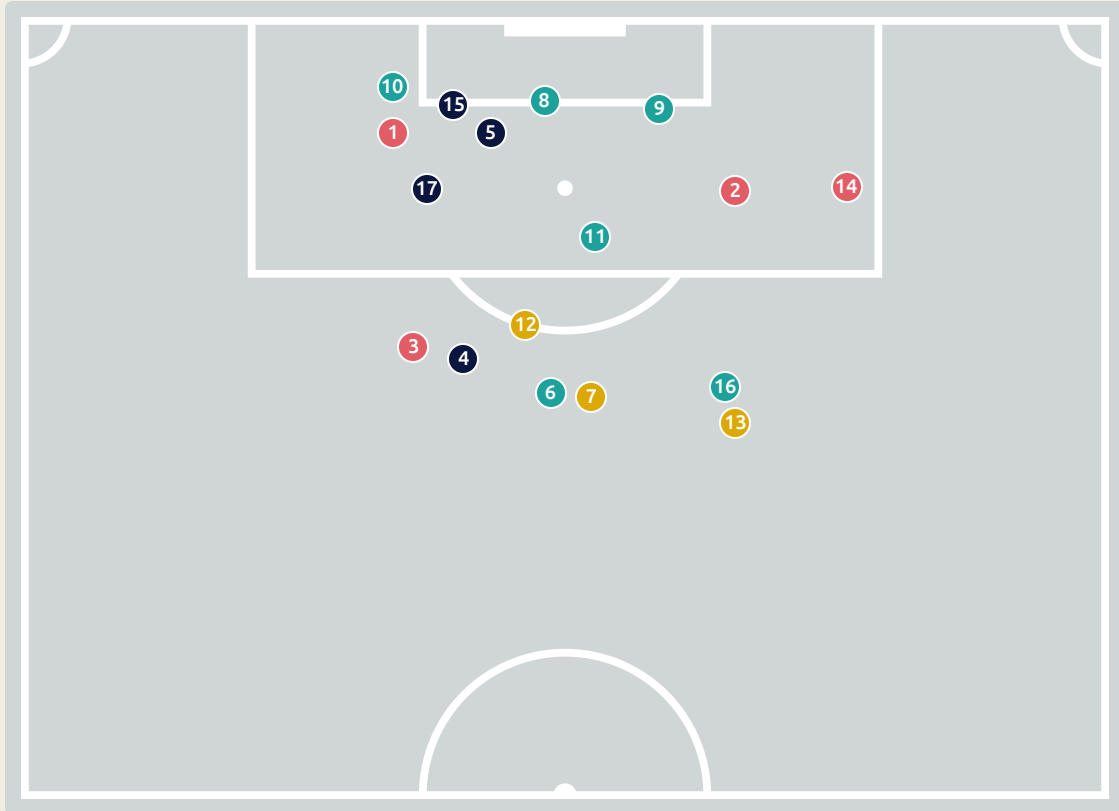


Goal Prevention



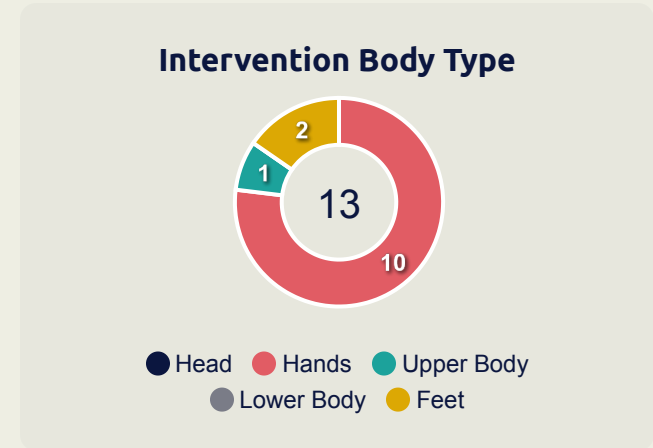
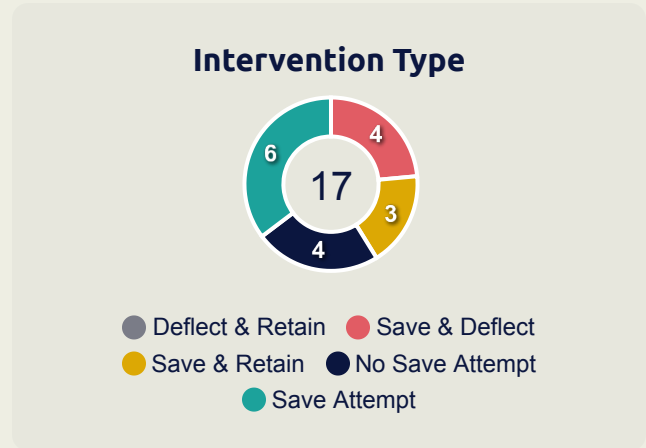
Total Attempts on Goal Faced	Total Goal Interventions	Save & Retain	Deflect & Retain	Save & Deflect	Save Attempt	No Save Attempt
10	2	0	0	2	2	6

Goal Prevention



17
Total Attempts on Goal Faced

50
Save %



Total Attempts on Goal Faced	Total Goal Interventions	Save & Retain	Deflect & Retain	Save & Deflect	Save Attempt	No Save Attempt
17	7	3	0	4	6	4

Aerial Control

0
Total Interventions

0
Complete

0
Punches

0
Incomplete

0
Complete

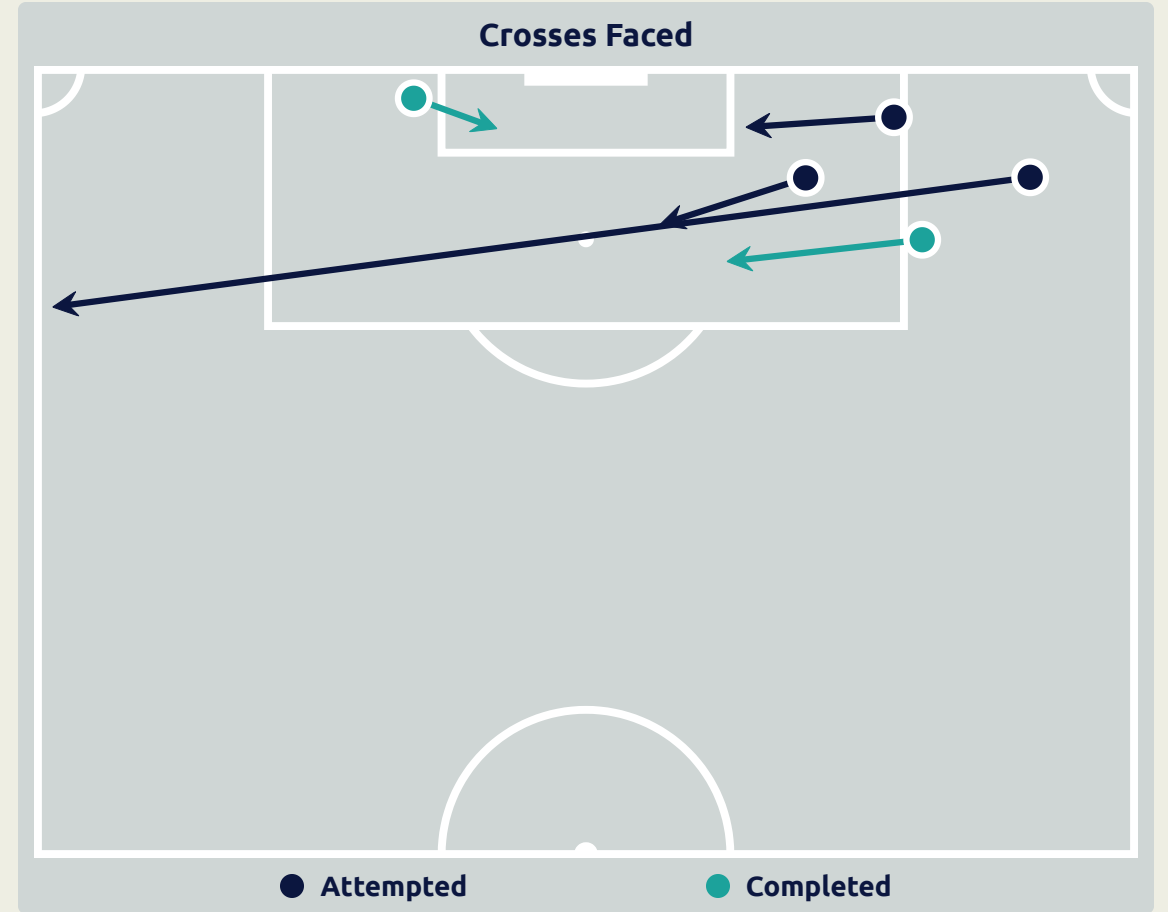
0
Claims

0
Incomplete

0
Complete

0
Tipped/Palmed

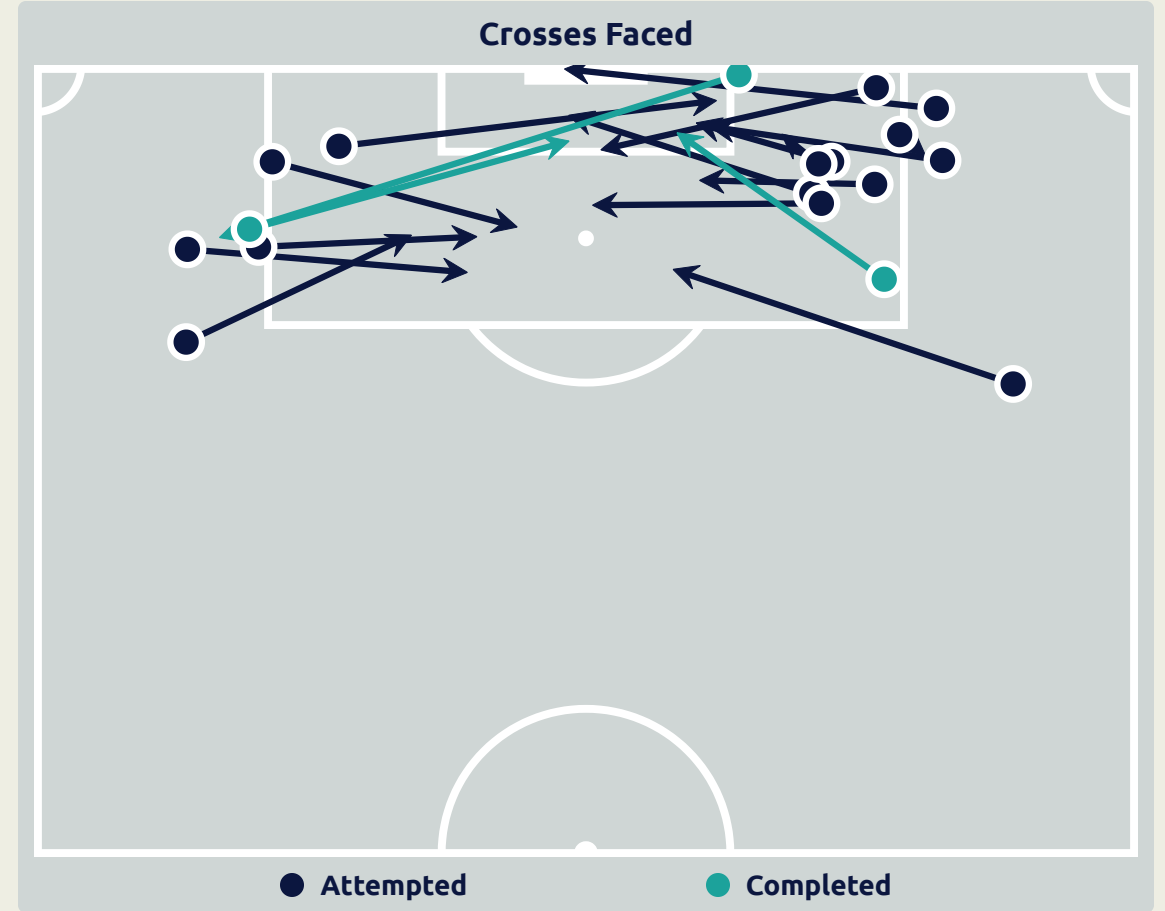
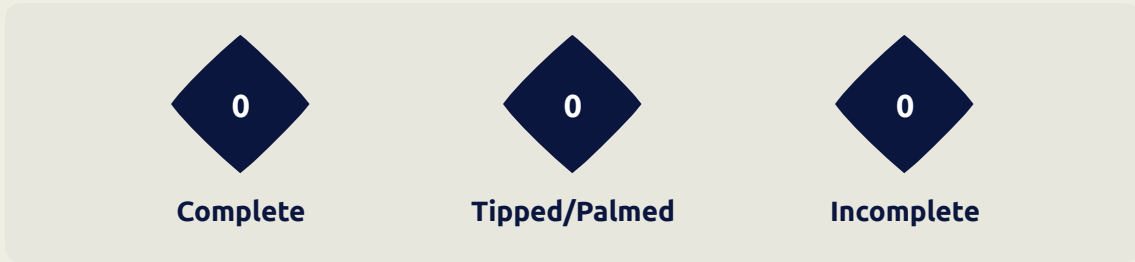
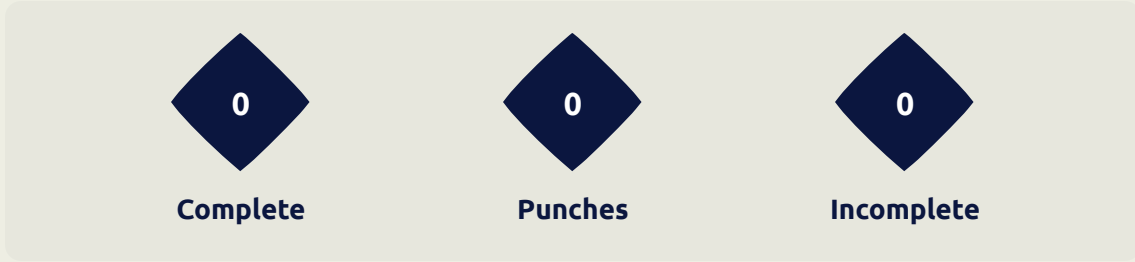
0
Incomplete



Delivery Types Faced

Total	In Swing	Out Swing	Driven	Lofted	Cutback	Push
5	0	0	1	1	0	3

Aerial Control



Delivery Types Faced

Total	In Swing	Out Swing	Driven	Lofted	Cutback	Push
22	1	3	9	3	0	6



SET PLAYS



Real Madrid CF v Al Hilal SFC



Set Plays - Corners

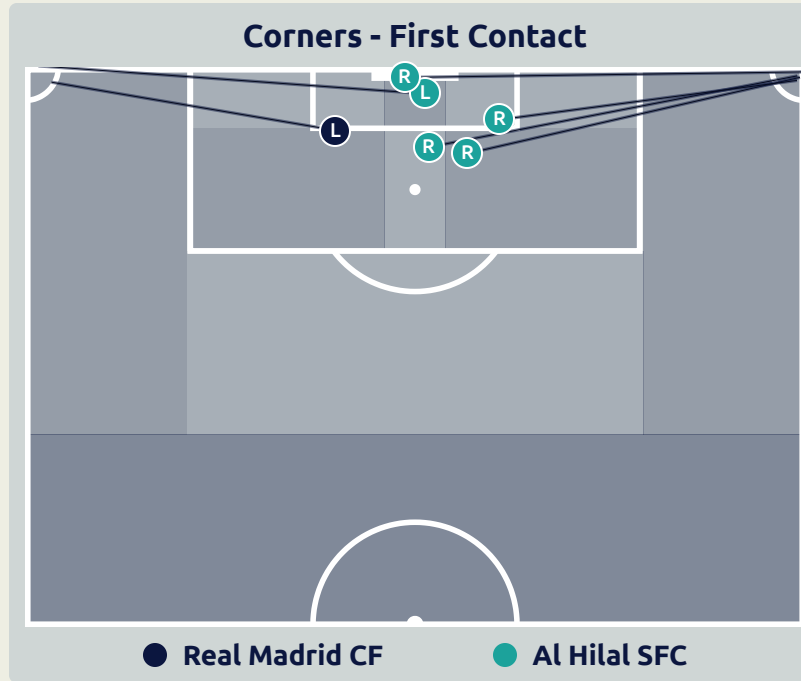
39
Total Set Plays

9
Total Free Kicks

0
Total Penalties

6
Total Corners

24
Total Throw Ins



Delivery Type	From Left Side	From Right Side	Total
Direct to Area	1	3	4
Short	1	1	2
Edge of Penalty Area	0	0	0

Delivery Style	Total
Inswing	1
Outswing	3
Driven	0

Free Kicks	
Type	Total
Direct	8
Direct (on target)	0
Direct (off target)	0
Indirect	1

First Contacts on Real Madrid CF Crosses

1
By Real Madrid CF

5
By Al Hilal SFC

Top 5 Player First Contacts		
Player	Team	Total
ABDULLAH ALMAYOUF	Al Hilal SFC	2
RUEDIGER Antonio	Real Madrid CF	1
KHALIFAH ALDAWSARI	Al Hilal SFC	1
CARRILLO Andre	Al Hilal SFC	1
MOHAMED KANNO	Al Hilal SFC	1

Set Plays - Corners

17

Total Set Plays

11

Total Free Kicks

0

Total Penalties

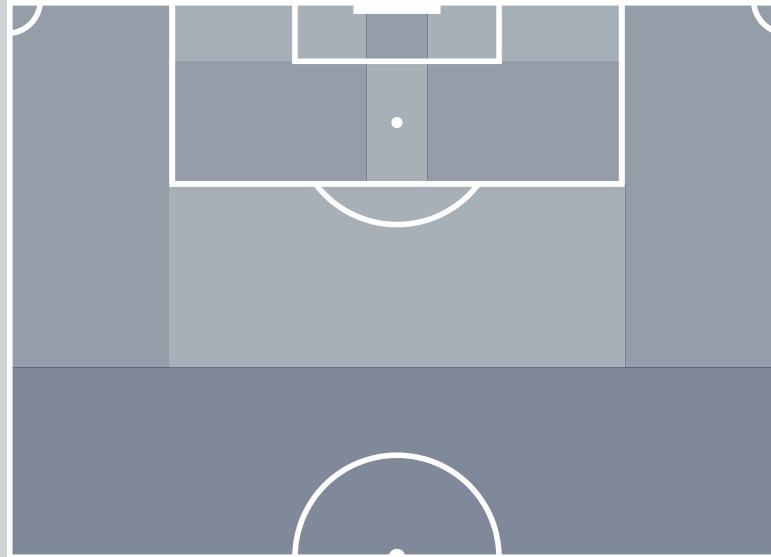
0

Total Corners

6

Total Throw Ins

Corners - First Contact



● Al Hilal SFC

● Real Madrid CF

Delivery Type	From Left Side	From Right Side	Total
Direct to Area	0	0	0
Short	0	0	0
Edge of Penalty Area	0	0	0

Delivery Style	Total
Inswing	0
Outswing	0
Driven	0

Free Kicks

Type	Total
Direct	10
Direct (on target)	0
Direct (off target)	1
Indirect	1

First Contacts on Al Hilal SFC Crosses

0

By Al Hilal SFC

0

By Real Madrid CF

Top 5 Player First Contacts

Player	Team	Total
--------	------	-------



INDIVIDUAL DATA IN POSSESSION



Real Madrid CF v Al Hilal SFC



In Possession - Distributions



#	Player	Passes Attempted	Passes Completed	Pass Completion %	Switches of Play	Crosses Attempted	Crosses Completed	Line Breaks Attempted	Line Breaks Completed	Line Break Completion %	Ball Progressions	Take Ons	Step Ins	Attempts at Goal	Goals
13	LUNIN Andriy	25	24	96%	0	0	0	2	2	100%	0	0	0	0	0
2	CARVAJAL Dani	59	56	95%	1	4	2	16	13	81%	1	1	0	0	0
4	ALABA David	88	86	98%	0	1	0	16	15	93%	2	0	2	0	0
8	KROOS Toni	94	88	94%	6	2	0	28	26	92%	3	0	3	1	0
9	BENZEMA Karim	46	40	87%	1	1	0	8	6	75%	0	0	0	3	1
10	MODRIC Luka	86	81	94%	3	3	0	19	17	89%	6	0	6	1	0
12	CAMAVINGA Eduardo	83	80	96%	0	0	0	15	15	100%	5	2	3	0	0
15	VALVERDE Federico	78	73	94%	1	4	0	14	12	85%	1	0	1	3	2
18	TCHOUAMENI Aurelien	58	56	97%	0	0	0	12	11	91%	1	0	1	0	0
20	VINICIUS JUNIOR	52	47	90%	1	4	1	7	4	57%	6	1	5	4	2
22	RUEDIGER Antonio	96	95	99%	0	0	0	5	5	100%	2	0	2	1	0
5	VALLEJO Jesus	10	10	100%	0	0	0	2	2	100%	0	0	0	0	0
6	NACHO	27	25	93%	0	0	0	5	4	80%	0	0	0	0	0
11	ASENSIO Marco	9	9	100%	1	1	0	1	1	100%	1	0	1	2	0
19	CEBALLOS Dani	62	60	97%	1	1	1	17	17	100%	0	0	0	0	0
21	RODRYGO	18	17	94%	0	1	1	2	2	100%	2	2	0	2	0

In Possession - Offers & Receptions



			Offer movement types						
#	Player	Total Offers	In Front	In Between	Out to In	In to Out	In Behind	No Movement	Offers Received
13	LUNIN Andriy	7	0	0	0	0	0	7	2
2	CARVAJAL Dani	49	17	5	1	0	13	13	23
4	ALABA David	69	8	5	1	0	9	46	26
8	KROOS Toni	56	28	3	1	0	1	23	39
9	BENZEMA Karim	80	18	30	3	2	21	6	35
10	MODRIC Luka	125	57	22	2	4	12	28	57
12	CAMAVINGA Eduardo	80	28	10	2	0	12	28	30
15	VALVERDE Federico	107	36	19	4	3	19	26	54
18	TCHOUAMENI Aurelien	73	34	14	0	1	1	23	35
20	VINIcius JUNIOR	106	16	20	4	8	36	22	45
22	RUEDIGER Antonio	18	4	0	0	0	0	14	6
5	VALLEJO Jesus	17	8	0	0	0	0	9	6
6	NACHO	8	1	0	0	0	0	7	6
11	ASENSIO Marco	25	9	3	1	0	6	6	8
19	CEBALLOS Dani	69	31	15	1	2	1	19	32
21	RODRYGO	42	6	16	2	2	13	3	14

In Possession - Distributions

#	Player	Passes Attempted	Passes Completed	Pass Completion %	Switches of Play	Crosses Attempted	Crosses Completed	Line Breaks Attempted	Line Breaks Completed	Line Break Completion %	Ball Progressions	Take Ons	Step Ins	Attempts at Goal	Goals
1	ABDULLAH ALMAYOUF	32	25	78%	0	0	0	16	12	75%	0	0	0	0	0
4	KHALIFAH ALDAWSARI	21	19	90%	0	0	0	6	4	66%	1	1	0	0	0
5	ALI ALBULAYHI	55	48	87%	0	0	0	21	16	76%	1	0	1	0	0
6	CUELLAR Gustavo	78	75	96%	1	0	0	12	11	91%	1	1	0	0	0
10	VIETTO Luciano	31	26	84%	1	0	0	5	4	80%	0	0	0	4	2
17	MAREGA Moussa	20	12	60%	0	2	1	1	0	0%	1	1	0	4	1
19	CARRILLO Andre	60	52	87%	2	0	0	14	12	85%	1	1	0	0	0
20	JANG Hyunsoo	34	33	97%	1	0	0	11	11	100%	0	0	0	0	0
28	MOHAMED KANNO	52	43	83%	0	0	0	8	7	87%	0	0	0	0	0
29	SALEM ALDAWSARI	16	12	75%	0	0	0	0	0	0%	1	0	1	0	0
66	SAUD ABDULHAMID	42	32	76%	0	2	0	13	8	61%	1	1	0	0	0
9	IGHALO Odion	2	1	50%	0	0	0	0	0	0%	0	0	0	0	0
14	ABDULLAH ALHAMDDAN	2	1	50%	0	0	0	0	0	0%	0	0	0	0	0
16	NASSER ALDAWSARI	4	4	100%	0	0	0	1	1	100%	0	0	0	1	0
96	MICHAEL	1	1	100%	0	1	1	0	0	0%	1	1	0	1	0

In Possession - Offers & Receptions

#	Player	Total Offers	Offer movement types					Offers Received	
			In Front	In Between	Out to In	In to Out	In Behind		No Movement
1	ABDULLAH ALMAYOUF	5	0	0	0	0	0	5	3
4	KHALIFAH ALDAWSARI	45	11	1	2	0	6	25	10
5	ALI ALBULAYHI	19	4	0	0	0	0	15	9
6	CUELLAR Gustavo	53	33	10	1	0	0	9	28
10	VIETTO Luciano	49	4	29	1	1	11	3	11
17	MAREGA Moussa	73	2	12	3	1	42	13	21
19	CARRILLO Andre	20	9	6	0	0	0	5	8
20	JANG Hyunsoo	36	4	0	0	0	0	32	11
28	MOHAMED KANNO	28	7	11	2	2	0	6	6
29	SALEM ALDAWSARI	54	6	17	3	2	11	15	11
66	SAUD ABDULHAMID	31	5	0	0	0	11	15	11
9	IGHALO Odion	4	0	2	0	0	2	0	1
14	ABDULLAH ALHAMDDAN	2	0	2	0	0	0	0	0
16	NASSER ALDAWSARI	11	4	3	1	2	0	1	1
96	MICHAEL	11	0	1	1	0	2	7	1



INDIVIDUAL DATA OUT OF POSSESSION



Real Madrid CF v Al Hilal SFC



Out of Possession



#	Player	Tackles Made / Won	Blocks	Interceptions	Pressing Direct	Pressing Indirect	Duels Won - Aerial	Duels Won - Physical	Possession Contests won	Clearances	Loose Ball Receptions	Pushing On	Pushing On into Pressing	Possession Regains	Possession Interrupted
13	LUNIN Andriy	0 / 0	0	0	0	0	0	0	0	0	1	0	0	0	0
2	CARVAJAL Dani	0 / 0	2	0	2	9	0	0	0	1	3	30	7	0	3
4	ALABA David	3 / 0	3	1	5	4	0	0	0	2	5	15	5	2	5
8	KROOS Toni	3 / 0	2	1	6	29	1	1	2	1	4	31	13	3	3
9	BENZEMA Karim	2 / 1	0	0	2	22	1	1	2	0	2	32	19	1	0
10	MODRIC Luka	4 / 1	0	1	5	44	0	0	0	0	0	67	32	2	1
12	CAMAVINGA Eduardo	5 / 4	2	1	3	19	0	0	0	0	9	19	11	7	0
15	VALVERDE Federico	3 / 1	3	2	5	33	1	0	1	0	5	30	18	4	2
18	TCHOUAMENI Aurelien	3 / 0	1	0	5	7	0	0	1	4	5	30	3	5	3
20	VINICIUS JUNIOR	2 / 0	2	0	7	37	0	0	0	0	6	40	22	0	2
22	RUEDIGER Antonio	0 / 0	2	0	3	4	1	0	1	0	7	10	3	1	1
5	VALLEJO Jesus	0 / 0	0	0	0	1	0	0	0	0	0	0	0	0	0
6	NACHO	0 / 0	0	0	0	1	1	0	1	1	2	3	0	2	0
11	ASENSIO Marco	0 / 0	0	0	0	2	1	0	1	0	1	5	1	0	0
19	CEBALLOS Dani	1 / 0	2	1	3	8	0	0	0	0	3	14	4	3	0
21	RODRYGO	1 / 0	1	0	3	12	0	0	0	0	0	10	8	0	0

Out of Possession

#	Player	Tackles Made / Won	Blocks	Interceptions	Pressing Direct	Pressing Indirect	Duels Won - Aerial	Duels Won - Physical	Possession Contests won	Clearances	Loose Ball Receptions	Pushing On	Pushing On into Pressing	Possession Regains	Possession Interrupted
1	ABDULLAH ALMAYOUF	0 / 0	0	0	0	0	0	0	0	0	1	0	0	5	0
4	KHALIFAH ALDAWSARI	6 / 3	3	0	5	16	0	0	0	3	4	46	12	7	1
5	ALI ALBULAYHI	1 / 0	5	2	1	4	1	0	1	4	4	19	3	4	6
6	CUELLAR Gustavo	3 / 3	0	1	6	43	0	1	1	3	11	60	25	6	2
10	VIETTO Luciano	3 / 0	1	1	2	51	1	0	1	0	4	41	20	2	1
17	MAREGA Moussa	3 / 0	0	1	4	38	0	0	2	0	1	48	23	1	1
19	CARRILLO Andre	5 / 3	1	1	1	30	0	0	0	2	7	25	12	4	2
20	JANG Hyunsoo	1 / 0	2	1	1	8	1	0	1	6	4	20	4	4	6
28	MOHAMED KANNO	5 / 1	4	1	9	58	1	0	1	1	6	74	29	4	3
29	SALEM ALDAWSARI	1 / 0	0	0	1	34	1	0	1	0	1	34	17	0	1
66	SAUD ABDULHAMID	8 / 1	1	2	10	19	0	0	0	4	4	39	21	4	4
9	IGHALO Odion	0 / 0	0	0	0	11	0	0	0	0	1	12	4	0	0
14	ABDULLAH ALHAMDDAN	0 / 0	0	0	0	9	0	0	0	0	0	8	5	0	0
16	NASSER ALDAWSARI	2 / 1	0	0	1	16	0	0	0	0	0	21	8	1	1
96	MICHAEL	1 / 0	1	0	0	10	1	0	1	0	2	9	5	1	0



INDIVIDUAL DATA PHYSICAL



Real Madrid CF v Al Hilal SFC



Physical Data



#	Player	Total Distance (m)	Zone 1: 0-7 km/h (m)	Zone 2: 7-15 km/h (m)	Zone 3: 15-20 km/h (m)	Zone 4: 20-25 km/h (m)	Zone 5: 25+ km/h (m)	High Speed Runs (Zone 4)	Sprints (Zone 5)	Top Speed (km/h)
13	LUNIN Andriy	4970.3	3593.0	1339.5	37.8	0	0	6	0	27.9
2	CARVAJAL Dani	9175.7	3520.7	3618.9	1165.3	577.2	293.6	110	47	31.5
4	ALABA David	9739.7	4109.2	3787.8	1118.1	492.8	231.8	92	45	31.7
8	KROOS Toni	9157.1	2527.4	4941.2	1236.2	388.3	63.2	106	24	32.7
9	BENZEMA Karim	6650.2	2793.7	2368.8	883.1	560.6	43.9	93	40	27.6
10	MODRIC Luka	8410.0	2808.9	3634.8	1269.9	553.4	143.0	127	50	31.1
12	CAMAVINGA Eduardo	10431.7	4108.0	4104.9	1361.3	540.4	317.1	130	49	33.9
15	VALVERDE Federico	11062.8	3448.3	5322.3	1454.8	578.6	260.0	125	41	34.2
18	TCHOUAMENI Aurelien	8058.4	2365.1	3606.9	1479.5	516.5	90.3	119	37	33.3
20	VINICIUS JUNIOR	10269.4	4250.5	3303.7	1525.0	827.7	361.5	131	70	33.0
22	RUEDIGER Antonio	9545.2	4095.8	3802.8	966.0	423.8	257.7	82	38	34.5
5	VALLEJO Jesus	2055.6	576.2	1052.3	304.0	102.2	21.2	27	10	28.3
6	NACHO	2197.2	858.9	896.3	363.2	78.9	0	27	7	26.7
11	ASENSIO Marco	2499.6	913.8	1048.8	391.7	124.7	20.5	32	8	28.6
19	CEBALLOS Dani	4227.7	1348.2	1666.1	855.3	342.0	16.5	68	24	27.9
21	RODRYGO	3860.0	1214.7	1718.5	558.2	270.2	98.0	56	24	32.5

Physical Data



#	Player	Total Distance (m)	Zone 1: 0-7 km/h (m)	Zone 2: 7-15 km/h (m)	Zone 3: 15-20 km/h (m)	Zone 4: 20-25 km/h (m)	Zone 5: 25+ km/h (m)	High Speed Runs (Zone 4)	Sprints (Zone 5)	Top Speed (km/h)
1	ABDULLAH ALMAYOUF	4111.3	3420.2	601.1	71.5	18.5	0	10	2	23.6
4	KHALIFAH ALDAWSARI	9686.8	3744.9	4266.1	1141.1	378.8	155.0	108	37	33.2
5	ALI ALBULAYHI	9434.2	3905.8	4191.6	975.5	308.5	53.8	87	24	31.0
6	CUELLAR Gustavo	11348.9	3245.8	5264.8	1967.9	842.1	28.4	181	62	31.4
10	VIETTO Luciano	10156.8	3591.5	4282.1	1414.8	595.2	273.2	123	48	32.3
17	MAREGA Moussa	9395.2	3532.6	3871.8	1060.7	494.2	435.0	104	48	33.2
19	CARRILLO Andre	8217.2	2736.3	4088.9	848.8	433.0	110.1	77	32	29.7
20	JANG Hyunsoo	8678.8	3735.4	3680.7	893.0	295.1	74.6	86	27	31.3
28	MOHAMED KANNO	11024.8	3972.2	4165.2	1771.7	792.7	323.0	165	59	31.8
29	SALEM ALDAWSARI	8917.0	3069.2	3442.8	1370.5	670.6	363.8	125	51	32.2
66	SAUD ABDULHAMID	9896.5	3900.2	3821.0	1078.7	656.1	440.4	106	55	33.2
9	IGHALO Odion	1206.1	317.8	631.6	219.7	26.8	10.1	18	5	26.4
14	ABDULLAH ALHAMDDAN	1494.3	365.7	651.4	230.6	223.2	23.5	20	12	30.9
16	NASSER ALDAWSARI	3043.7	689.7	1167.9	748.7	390.2	46.9	56	27	30.2
96	MICHAEL	2498.6	796.8	1030.4	336.8	245.1	89.7	31	21	30.9

