



U-17 WORLD CUP
INDONESIA 2023



Panama 0 - 2 Morocco

Group A - Match 2
10 November 2023
16:00 Kick Off

Gelora Bung Tomo Stadium

POST MATCH SUMMARY REPORT

Match Summary - Teams



Panama

0 — 2

Morocco

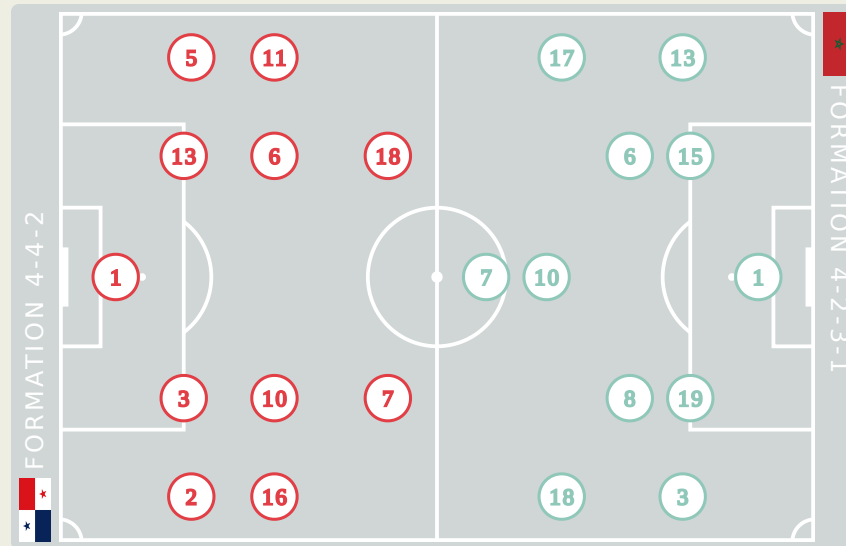


STARTING

| | | | |
|----|----|--------------------|----------|
| 1 | GK | ROMERO Manuel | |
| 2 | DF | NEREIDA Juriel (C) | |
| 3 | DF | KRUG Martin | 67' |
| 5 | DF | HALL Juan | |
| 6 | MF | RYCE Anel | |
| 7 | FW | WALDER Kevin | 65' |
| 10 | MF | MORENO Eric | 82' |
| 11 | MF | CASTILLO Oldemar | 72' |
| 13 | DF | DIAZ Erick | 77', 82' |
| 16 | DF | PIERRE Jael | 82' |
| 18 | MF | RIOS Hector | |

SUBSTITUTES

| | | | |
|----|----|-------------------|----------|
| 12 | GK | DAVID Said | |
| 21 | GK | RUIZ Alberto | |
| 4 | DF | GARCIA Giancarlos | 82' |
| 8 | MF | MARTA Aldair | 72', 80' |
| 9 | FW | KRUG Frederick | 65' |
| 14 | DF | JIMENEZ Juan | |
| 15 | MF | PIERRE Joshua | |
| 17 | FW | GAITAN Luis | 82' |
| 19 | DF | TOVARES Kahir | |
| 20 | MF | GOMEZ Ernesto | 82' |



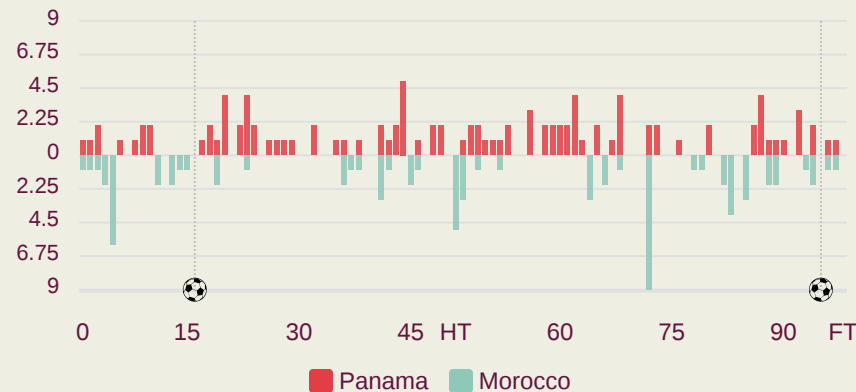
STARTING

| | | | | |
|----------------|----------------|--------------------|----|----|
| BENRHOZIL Taha | GK | 1 | | |
| ZAHOUANI Fouad | DF | 3 | | |
| AKOUMI Mehdi | MF | 6 | | |
| 84' | ALAOUI Anas | FW | 7 | |
| 63' | BOUFANDAR Adam | MF | 8 | |
| 63' | NAZIH Imran | MF | 10 | |
| 90+2' | 16' | CHLAGHMO Saifdine | DF | 13 |
| | | EL HANNACH Naoufel | DF | 15 |
| | | MAALI Abdelhamid | MF | 17 |
| 90+2' | | HAMONY Mohamed | DF | 18 |
| | | (C) BAKHTY Smail | DF | 19 |

SUBSTITUTES

| | | | | |
|--------------------------|-------------------------|--------------|----|----|
| JLID Hamza | GK | 12 | | |
| EZZARHOUNI Mohamed Amine | GK | 21 | | |
| KOUTOUNE Hamza | DF | 2 | | |
| 90+2' | CHAIKHOUN Ayoub | MF | 4 | |
| 90+2' | AIT BOUDDLAL Abdelhamid | DF | 5 | |
| | AZAOUZI Nassim | DF | 9 | |
| 84' | OUAZANE Zakaria | FW | 11 | |
| | EL AISSATI Yasser | DF | 14 | |
| 90+5' | 63' | ENNAIR Ayman | FW | 16 |
| 63' | KATIBA Mohamed Amine | MF | 20 | |

Distribution in the Final Third



Match Summary - Key Statistics



Possession

| Total | 53.9% | 15.1% | 31.1% | Total |
|-----------|--|-------|-------|-----------|
| 0 | Goals | | | 2 |
| 18 (2) | Attempts at Goal (On Target) | | | 11 (6) |
| 418 (334) | Total Passes (Complete) | | | 273 (187) |
| 80 % | Pass Completion % | | | 68 % |
| 59 | Completed Line Breaks | | | 68 |
| 6 | Defensive Line Breaks | | | 10 |
| 75 | Receptions in the Final Third | | | 68 |
| 17 | Crosses | | | 9 |
| 20 | Ball Progressions | | | 18 |
| 136 (52) | Defensive Pressures Applied (Direct Pressures) | | | 191 (60) |
| 50 | Forced Turnovers | | | 60 |
| 82 | Second Balls | | | 81 |
| 104.3 km | Total Distance Covered | | | 106 km |
| 5 km | Zone 4 - Low Speed Sprinting: 20-25 km/h | | | 5.2 km |



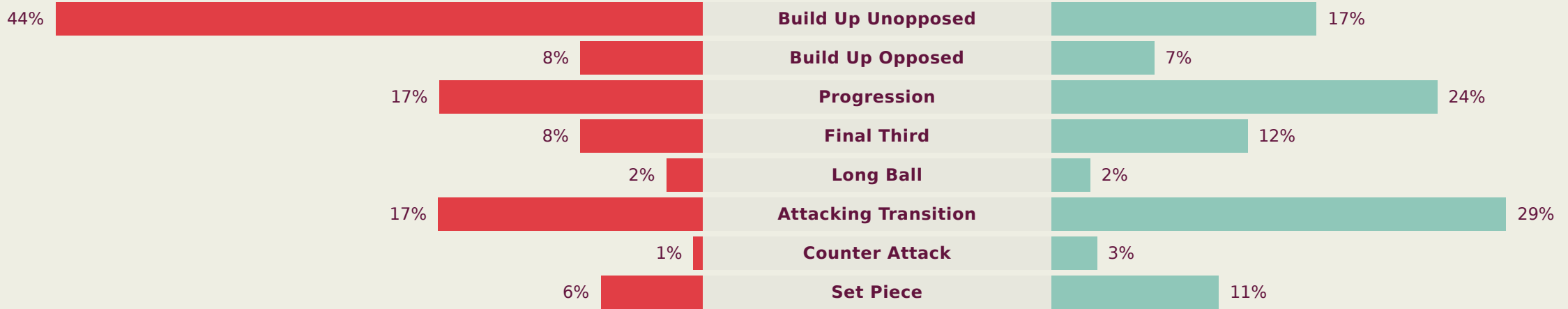
Panama

Phases of Play

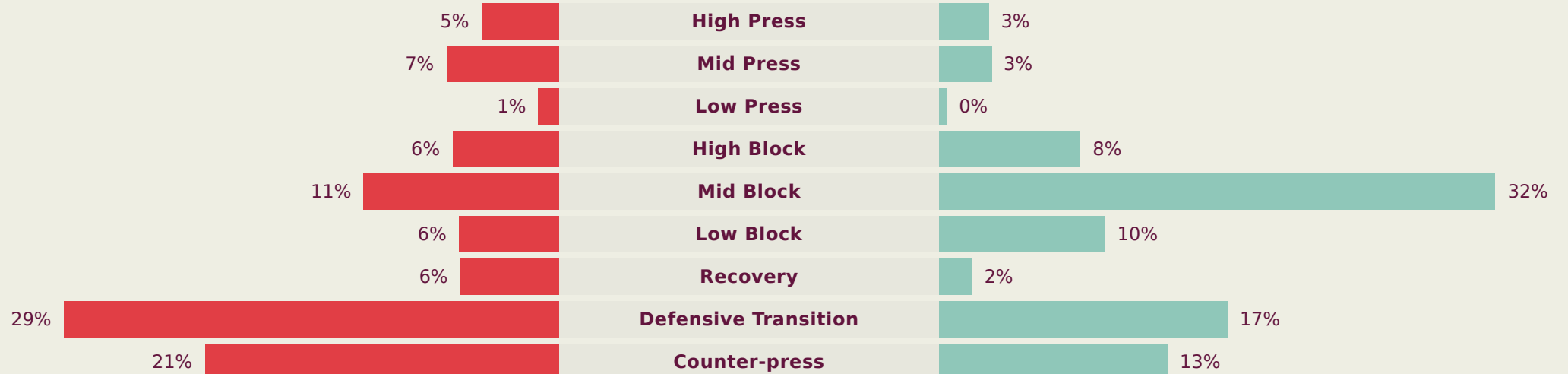
Morocco



IN POSSESSION



OUT OF POSSESSION



IN POSSESSION

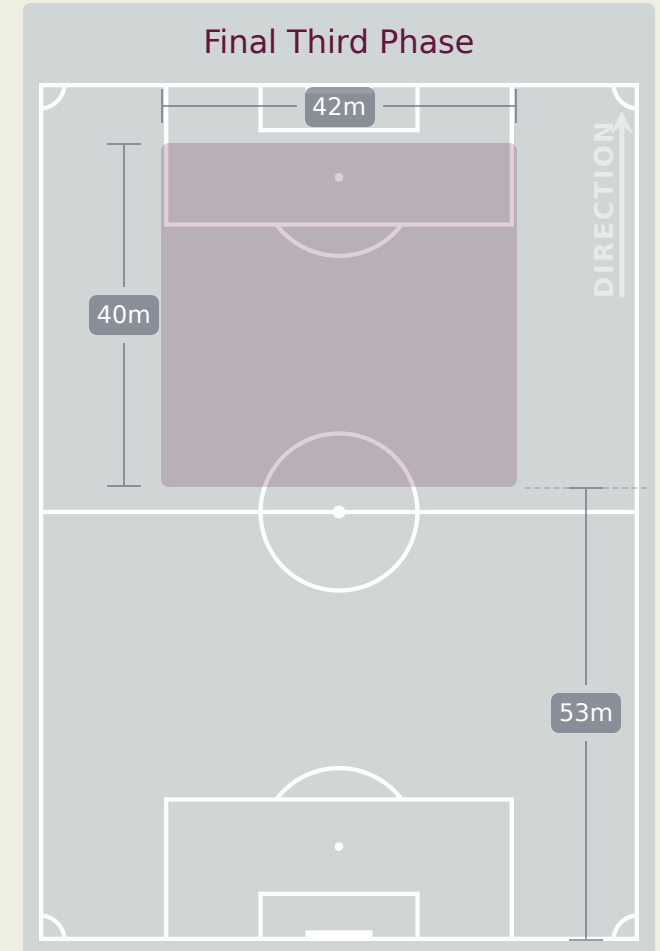
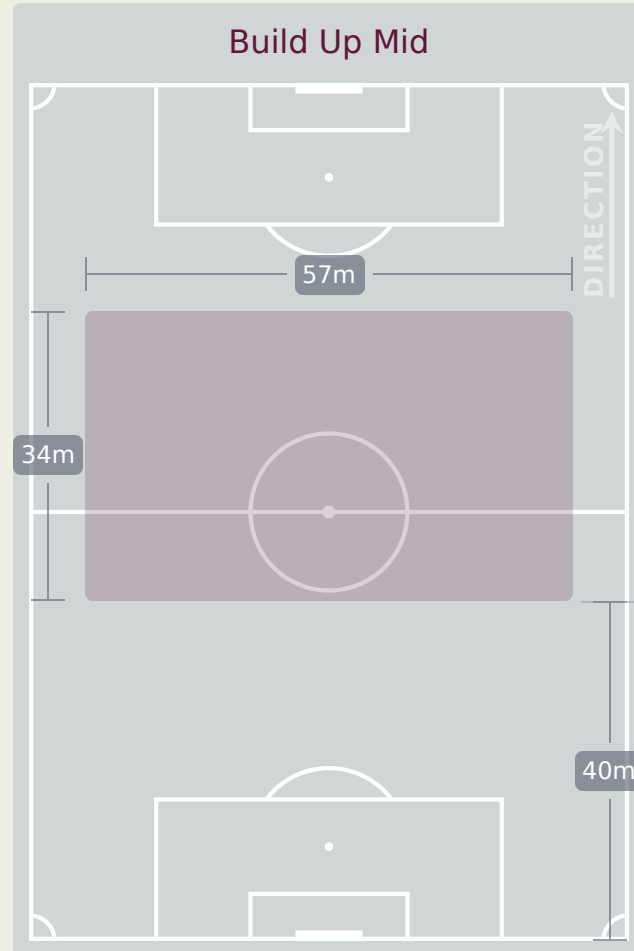
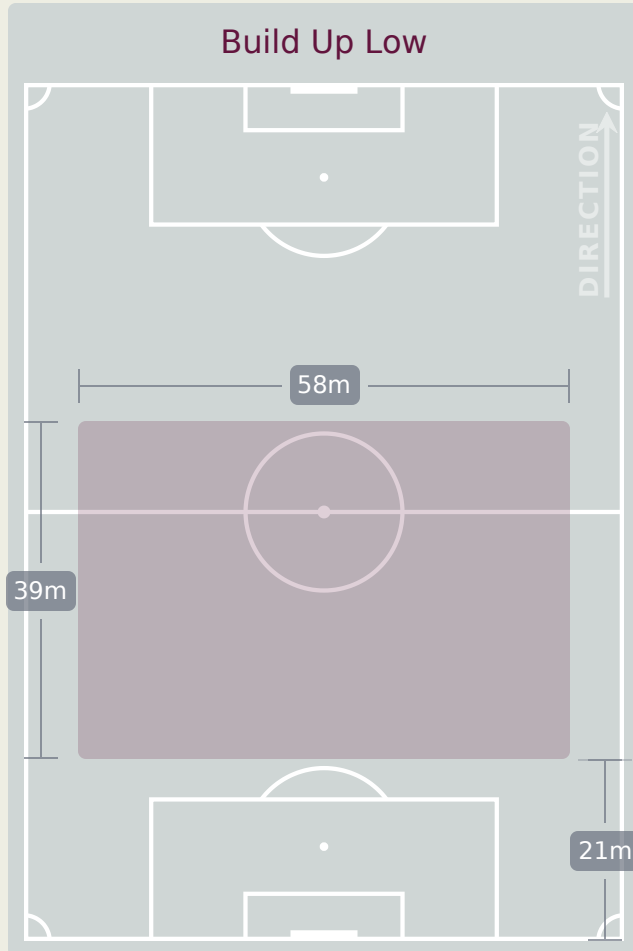


Panama v Morocco



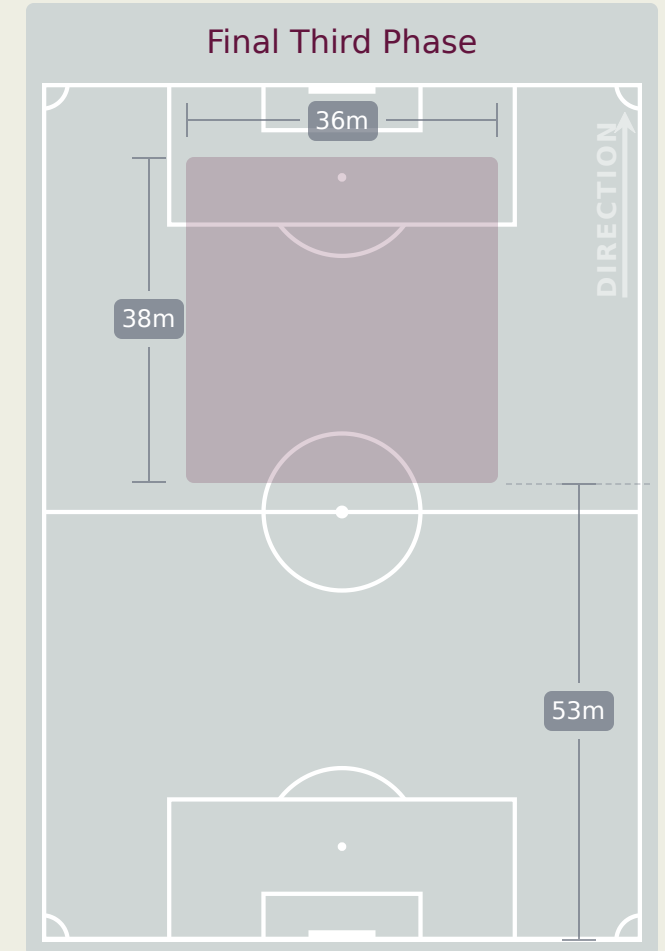
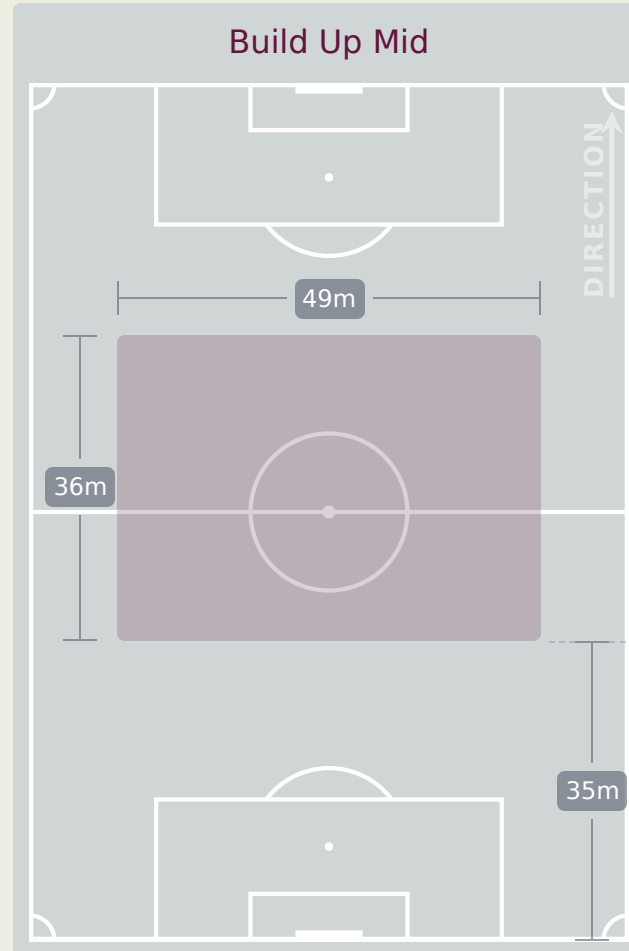
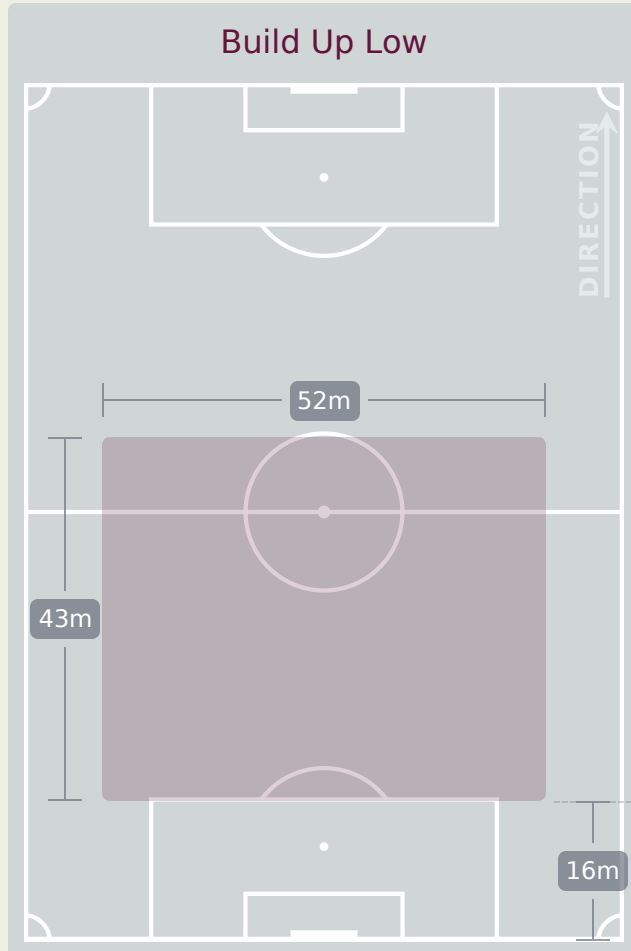
In Possession Line Height & Team Length

Panama



In Possession Line Height & Team Length

Morocco



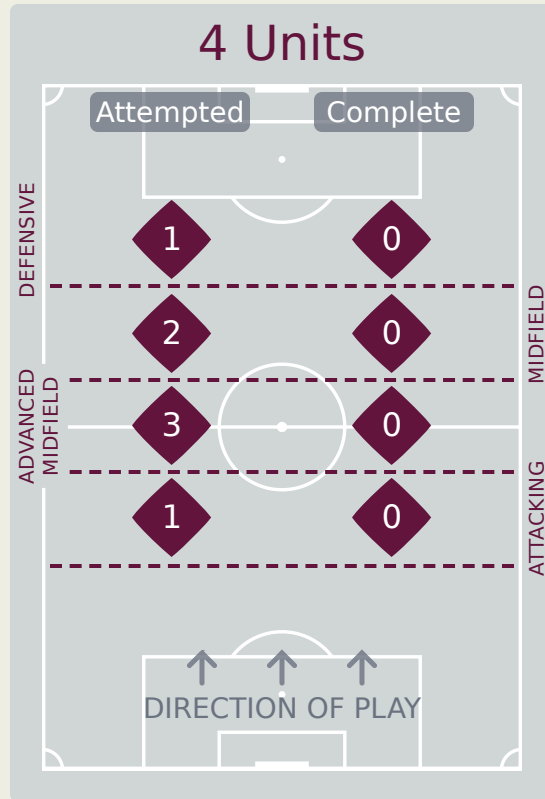
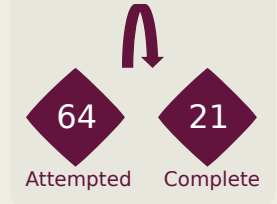
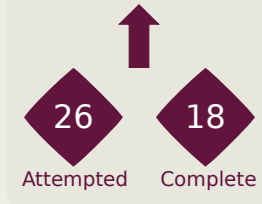
Line Breaks



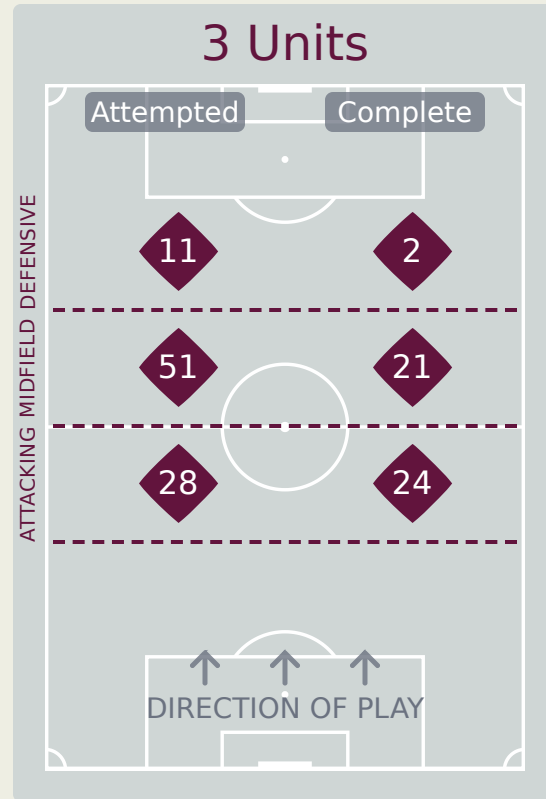
Panama

Attempted Line Breaks

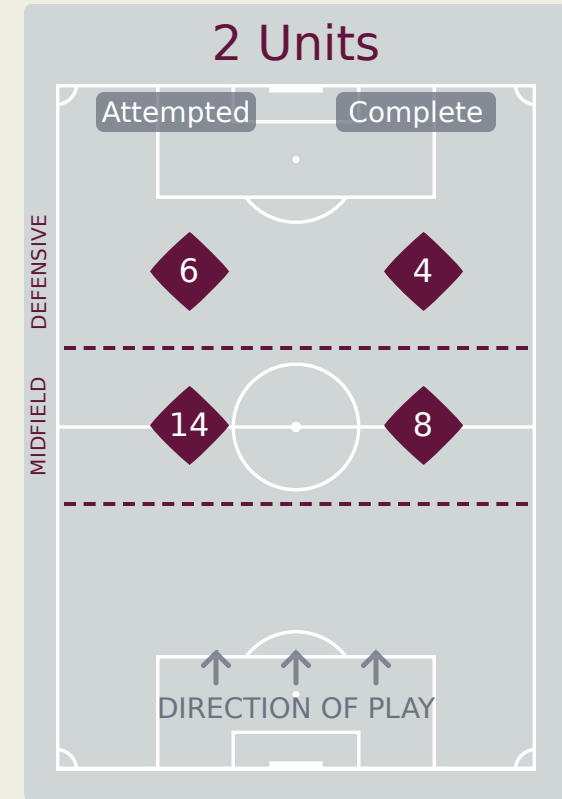
117



| | |
|-----------------------|---|
| Attempted Line Breaks | 7 |
| Inside Shape | 7 |
| Outside Shape | 0 |



| | |
|-----------------------|----|
| Attempted Line Breaks | 90 |
| Inside Shape | 56 |
| Outside Shape | 34 |



| | |
|-----------------------|----|
| Attempted Line Breaks | 20 |
| Inside Shape | 16 |
| Outside Shape | 4 |

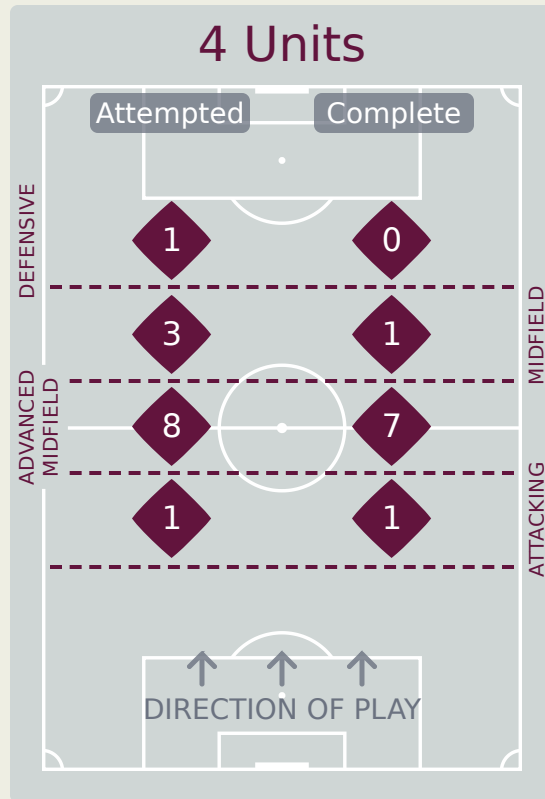
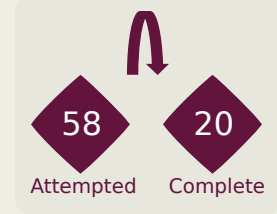
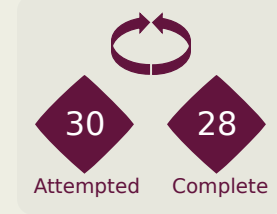
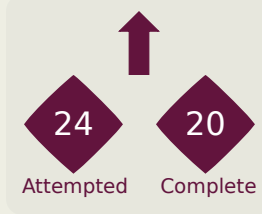
Line Breaks



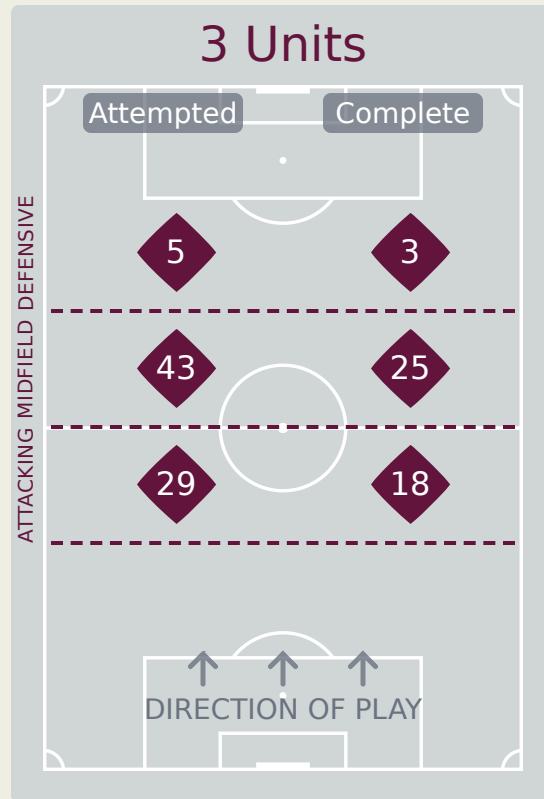
Morocco

Attempted Line Breaks

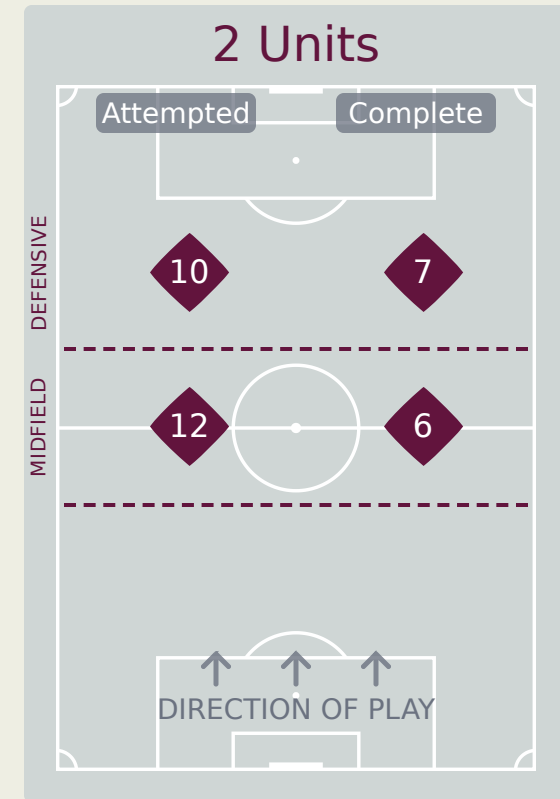
112



| | |
|-----------------------|----|
| Attempted Line Breaks | 13 |
| Inside Shape | 8 |
| Outside Shape | 5 |



| | |
|-----------------------|----|
| Attempted Line Breaks | 77 |
| Inside Shape | 50 |
| Outside Shape | 27 |



| | |
|-----------------------|----|
| Attempted Line Breaks | 22 |
| Inside Shape | 13 |
| Outside Shape | 9 |

Line Breaks



| | | | | | 4 Units | | | | 3 Units | | | 2 Units | | Direction | | | Distribution Type | | |
|----|------------------------|-----------------------|-----------------------|-------------------------|----------------|-------------------------|---------------|----------------|----------------|---------------|----------------|---------------|----------------|-----------|--------|------|-------------------|-------|------------------|
| # | Player | Line Breaks Attempted | Line Breaks Completed | Line Break Completion % | Attacking Line | Attacking Midfield Line | Midfield Line | Defensive Line | Attacking Line | Midfield Line | Defensive Line | Midfield Line | Defensive Line | Through | Around | Over | Pass | Cross | Ball Progression |
| 1 | BENRHOZIL Taha | 17 | 8 | 47% | 0 | 1 | 0 | 0 | 8 | 7 | 1 | 0 | 0 | 0 | 0 | 17 | 17 | 0 | 0 |
| 3 | ZAHOUANI Fouad | 14 | 7 | 50% | 1 | 0 | 1 | 0 | 3 | 6 | 0 | 3 | 0 | 2 | 3 | 9 | 14 | 0 | 0 |
| 6 | AKOUMI Mehdi | 4 | 4 | 100% | 0 | 0 | 0 | 0 | 0 | 3 | 0 | 1 | 0 | 2 | 2 | 0 | 4 | 0 | 0 |
| 7 | ALAOUI Anas | 3 | 3 | 100% | 0 | 0 | 0 | 0 | 0 | 1 | 1 | 0 | 1 | 1 | 1 | 1 | 3 | 0 | 0 |
| 8 | BOUFANDAR Adam | 1 | 1 | 100% | 0 | 0 | 0 | 0 | 0 | 1 | 0 | 0 | 0 | 0 | 0 | 1 | 1 | 0 | 0 |
| 10 | NAZIH Imran | 0 | 0 | 0% | 0 | 0 | 0 | 0 | 0 | 0 | 0 | 0 | 0 | 0 | 0 | 0 | 0 | 0 | 0 |
| 13 | CHLAGHMO Saifdine | 5 | 3 | 60% | 0 | 0 | 0 | 0 | 3 | 2 | 0 | 0 | 0 | 1 | 2 | 2 | 5 | 0 | 0 |
| 15 | EL HANNACH Naoufel | 28 | 15 | 53% | 0 | 3 | 0 | 0 | 8 | 11 | 0 | 5 | 1 | 7 | 8 | 13 | 26 | 0 | 2 |
| 17 | MAALI Abdelhamid | 13 | 8 | 61% | 0 | 1 | 2 | 1 | 1 | 2 | 3 | 0 | 3 | 5 | 3 | 5 | 10 | 0 | 3 |
| 18 | HAMONY Mohamed | 11 | 7 | 63% | 0 | 1 | 0 | 0 | 0 | 3 | 0 | 2 | 5 | 2 | 6 | 3 | 8 | 0 | 3 |
| 19 | BAKHTY Smail | 8 | 7 | 87% | 0 | 1 | 0 | 0 | 5 | 1 | 0 | 1 | 0 | 1 | 4 | 3 | 8 | 0 | 0 |
| 4 | CHAIKHOUN Ayoub | 1 | 0 | 0% | 0 | 0 | 0 | 0 | 0 | 1 | 0 | 0 | 0 | 0 | 0 | 1 | 1 | 0 | 0 |
| 5 | AIT BOUDLAL Abdelhamid | 1 | 0 | 0% | 0 | 0 | 0 | 0 | 1 | 0 | 0 | 0 | 0 | 0 | 0 | 1 | 1 | 0 | 0 |
| 11 | OUAZANE Zakaria | 0 | 0 | 0% | 0 | 0 | 0 | 0 | 0 | 0 | 0 | 0 | 0 | 0 | 0 | 0 | 0 | 0 | 0 |
| 16 | ENNAIR Ayman | 1 | 1 | 100% | 0 | 0 | 0 | 0 | 0 | 1 | 0 | 0 | 0 | 1 | 0 | 0 | 1 | 0 | 0 |
| 20 | KATIBA Mohamed Amine | 5 | 4 | 80% | 0 | 1 | 0 | 0 | 0 | 4 | 0 | 0 | 0 | 2 | 1 | 2 | 5 | 0 | 0 |

Passing Networks



| # | Passes From ↓ to → | ROMERO Manuel | NEREIDA Juriel | KRUG Martin | HALL Juan | RYCE Anel | WALDER Kevin | MORENO Eric | CASTILLO Oldemar | DIAZ Erick | PIERRE Jael | RIOS Hector | GARCIA Giancarlos | MARTA Aldair | KRUG Frederick | GAITAN Luis | GOMEZ Ernesto |
|----|--------------------|---------------|----------------|-------------|-----------|-----------|--------------|-------------|------------------|------------|-------------|-------------|-------------------|--------------|----------------|-------------|---------------|
| 1 | ROMERO Manuel | 20 | 2 | 16 | 4 | 4 | 0 | 0 | 0 | 20 | 1 | 0 | 2 | 0 | 0 | 0 | 0 |
| 2 | NEREIDA Juriel | 5 | 10 | 4 | 0 | 3 | 1 | 4 | 0 | 1 | 3 | 1 | 0 | 0 | 0 | 0 | 0 |
| 3 | KRUG Martin | 20 | 2 | 10 | 2 | 3 | 0 | 4 | 1 | 16 | 1 | 0 | 1 | 0 | 0 | 0 | 0 |
| 5 | HALL Juan | 1 | 1 | 0 | 10 | 2 | 0 | 1 | 2 | 8 | 0 | 1 | 1 | 0 | 0 | 0 | 0 |
| 6 | RYCE Anel | 1 | 1 | 3 | 6 | 10 | 0 | 2 | 5 | 6 | 1 | 4 | 0 | 0 | 0 | 0 | 2 |
| 7 | WALDER Kevin | 0 | 0 | 0 | 0 | 1 | 10 | 1 | 0 | 0 | 0 | 0 | 0 | 0 | 0 | 0 | 0 |
| 10 | MORENO Eric | 1 | 7 | 2 | 2 | 5 | 1 | 10 | 2 | 4 | 1 | 2 | 0 | 0 | 1 | 0 | 0 |
| 11 | CASTILLO Oldemar | 0 | 0 | 2 | 1 | 2 | 0 | 4 | 10 | 2 | 1 | 1 | 0 | 0 | 0 | 0 | 0 |
| 13 | DIAZ Erick | 11 | 1 | 17 | 8 | 6 | 0 | 5 | 3 | 10 | 5 | 0 | 0 | 0 | 0 | 0 | 0 |
| 16 | PIERRE Jael | 2 | 0 | 2 | 0 | 2 | 1 | 1 | 0 | 0 | 10 | 1 | 0 | 0 | 0 | 0 | 0 |
| 18 | RIOS Hector | 0 | 2 | 0 | 1 | 3 | 2 | 2 | 2 | 0 | 0 | 10 | 0 | 1 | 1 | 0 | 0 |
| 4 | GARCIA Giancarlos | 4 | 0 | 1 | 1 | 0 | 0 | 0 | 0 | 0 | 0 | 0 | 10 | 0 | 0 | 0 | 0 |
| 8 | MARTA Aldair | 1 | 0 | 0 | 0 | 2 | 0 | 0 | 0 | 0 | 0 | 1 | 0 | 10 | 0 | 0 | 0 |
| 9 | KRUG Frederick | 0 | 0 | 1 | 0 | 0 | 0 | 0 | 0 | 0 | 0 | 0 | 0 | 0 | 10 | 0 | 1 |
| 17 | GAITAN Luis | 0 | 0 | 0 | 0 | 1 | 0 | 0 | 0 | 0 | 0 | 0 | 0 | 0 | 0 | 10 | 0 |
| 20 | GOMEZ Ernesto | 0 | 0 | 0 | 2 | 0 | 0 | 0 | 0 | 0 | 0 | 0 | 1 | 0 | 1 | 0 | 10 |

Top 5 Player to Player Passers

| Player | Passed To | % of Total Team Passes |
|---------------|---------------|------------------------|
| ROMERO Manuel | DIAZ Erick | 6.5% |
| KRUG Martin | ROMERO Manuel | 6.5% |
| DIAZ Erick | KRUG Martin | 5.5% |
| ROMERO Manuel | KRUG Martin | 5.2% |
| KRUG Martin | DIAZ Erick | 5.2% |

Passing Networks



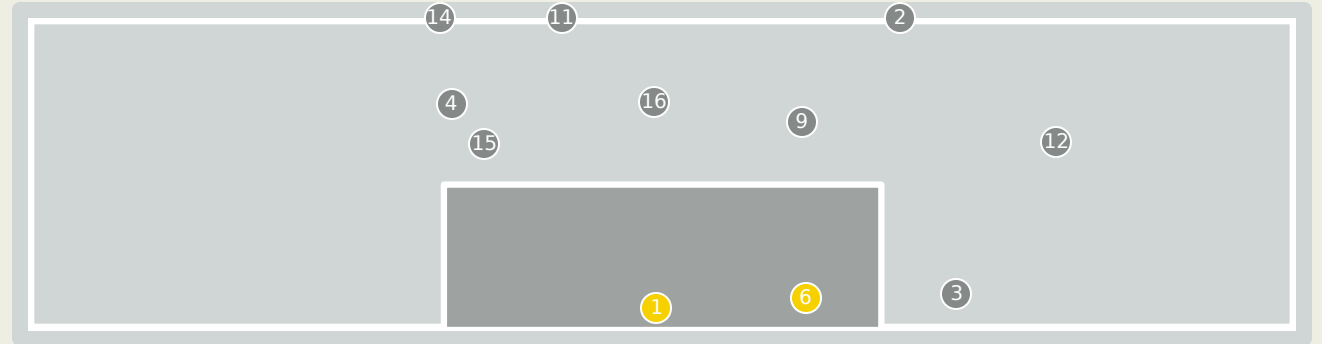
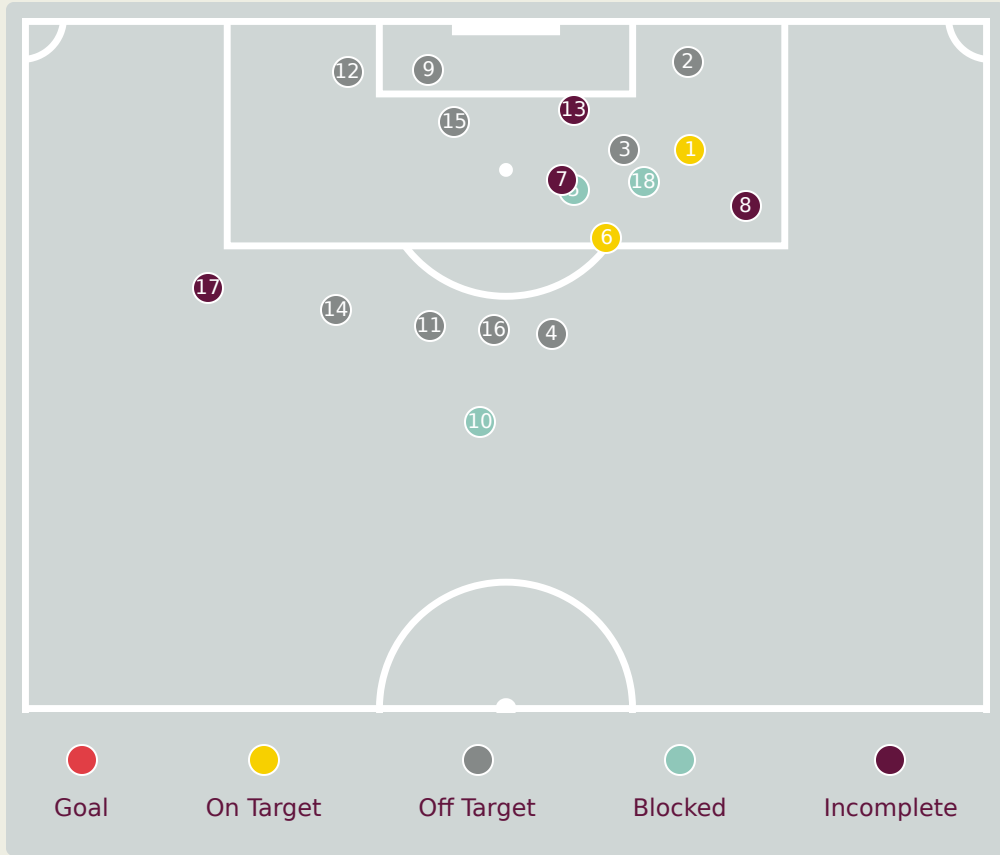
| # | Passes From ↓ to → | BENRHOZIL Taha | ZAHOUANI Fouad | AKOUMI Mehdi | ALAOUI Anas | BOUFANDAR Adam | NAZIH Imran | CHLAGHMO Saifdine | EL HANNACH Naoufel | MAALI Abdelhamid | HAMONY Mohamed | BAKHTY Smail | CHAIKHOUN Ayoub | AIT BOUDDLAL Abdelhamid | OUAZANE Zakaria | ENNAIR Ayman | KATIBA Mohamed Amine |
|----|-------------------------|----------------|----------------|--------------|-------------|----------------|-------------|-------------------|--------------------|------------------|----------------|--------------|-----------------|-------------------------|-----------------|--------------|----------------------|
| 1 | BENRHOZIL Taha | 0 | 0 | 1 | 0 | 0 | 1 | 3 | 2 | 1 | 0 | 0 | 0 | 0 | 0 | 0 | 0 |
| 3 | ZAHOUANI Fouad | 0 | 0 | 0 | 1 | 1 | 1 | 0 | 0 | 0 | 5 | 2 | 0 | 0 | 0 | 0 | 0 |
| 6 | AKOUMI Mehdi | 1 | 3 | 0 | 2 | 0 | 1 | 0 | 9 | 4 | 0 | 1 | 0 | 0 | 1 | 3 | 1 |
| 7 | ALAOUI Anas | 0 | 0 | 1 | 0 | 1 | 2 | 0 | 2 | 3 | 2 | 0 | 0 | 0 | 0 | 0 | 1 |
| 8 | BOUFANDAR Adam | 0 | 1 | 2 | 0 | 0 | 0 | 1 | 1 | 0 | 1 | 1 | 0 | 0 | 0 | 0 | 0 |
| 10 | NAZIH Imran | 0 | 1 | 0 | 0 | 0 | 0 | 1 | 1 | 0 | 2 | 0 | 0 | 0 | 0 | 0 | 0 |
| 13 | CHLAGHMO Saifdine | 6 | 0 | 1 | 0 | 0 | 0 | 0 | 4 | 1 | 0 | 0 | 0 | 0 | 0 | 0 | 0 |
| 15 | EL HANNACH Naoufel | 0 | 0 | 5 | 3 | 1 | 1 | 1 | 0 | 5 | 2 | 1 | 0 | 0 | 0 | 0 | 3 |
| 17 | MAALI Abdelhamid | 0 | 1 | 2 | 1 | 1 | 0 | 1 | 5 | 0 | 4 | 1 | 1 | 0 | 0 | 1 | 1 |
| 18 | HAMONY Mohamed | 0 | 3 | 2 | 0 | 2 | 3 | 0 | 0 | 5 | 0 | 2 | 0 | 0 | 0 | 0 | 1 |
| 19 | BAKHTY Smail | 1 | 1 | 0 | 0 | 0 | 1 | 3 | 2 | 1 | 3 | 0 | 0 | 0 | 0 | 0 | 0 |
| 4 | CHAIKHOUN Ayoub | 0 | 0 | 0 | 0 | 0 | 0 | 0 | 0 | 0 | 0 | 0 | 0 | 0 | 0 | 0 | 0 |
| 5 | AIT BOUDDLAL Abdelhamid | 0 | 0 | 0 | 0 | 0 | 0 | 0 | 1 | 0 | 0 | 0 | 0 | 0 | 0 | 0 | 0 |
| 11 | OUAZANE Zakaria | 0 | 0 | 0 | 0 | 0 | 0 | 0 | 0 | 1 | 1 | 0 | 0 | 0 | 0 | 0 | 0 |
| 16 | ENNAIR Ayman | 0 | 0 | 0 | 1 | 0 | 0 | 0 | 0 | 0 | 0 | 0 | 0 | 0 | 1 | 0 | 0 |
| 20 | KATIBA Mohamed Amine | 0 | 3 | 1 | 0 | 0 | 0 | 0 | 0 | 1 | 0 | 0 | 0 | 0 | 1 | 3 | 0 |

| Top 5 Player to Player Passers | | |
|--------------------------------|--------------------|------------------------|
| Player | Passed To | % of Total Team Passes |
| AKOUMI Mehdi | EL HANNACH Naoufel | 5.5% |
| CHLAGHMO Saifdine | BENRHOZIL Taha | 3.6% |
| ZAHOUANI Fouad | HAMONY Mohamed | 3% |
| EL HANNACH Naoufel | MAALI Abdelhamid | 3% |
| EL HANNACH Naoufel | AKOUMI Mehdi | 3% |

Panama



Attempts at Goal



| Key | Outcome | Shots |
|-----|------------|-------|
| ● | Goals | 0 |
| ● | On Target | 2 |
| ● | Off Target | 9 |
| ● | Blocked | 3 |
| ● | Incomplete | 4 |

Attempts at Goal



| Time | Player | Outcome | Body Part | Delivery Type |
|------|---------------------|--|------------|------------------|
| 0 | 7 WALDER Kevin | On Target - Saved | Head | Other |
| 8 | 7 WALDER Kevin | Off Target - Saved | Right Foot | Pass |
| 10 | 7 WALDER Kevin | Off Target | Right Foot | Cross |
| 18 | 10 MORENO Eric | Off Target | Left Foot | Loose Ball |
| 20 | 10 MORENO Eric | Incomplete - Blocked | Right Foot | Pass |
| 39 | 11 CASTILLO Oldemar | On Target | Right Foot | Loose Ball |
| 43 | 7 WALDER Kevin | Incomplete - Player On Ball Error | Head | Cross |
| 47 | 16 PIERRE Jael | Incomplete - Defensive Event | Right Foot | Loose Ball |
| 48 | 3 KRUG Martin | Off Target | Head | Cross |
| 49 | 6 RYCE Anel | Incomplete - Blocked | Right Foot | Other |
| 56 | 6 RYCE Anel | Off Target | Right Foot | Pass |
| 59 | 11 CASTILLO Oldemar | Off Target | Right Foot | Ball Progression |
| 61 | 6 RYCE Anel | Incomplete | Head | Corner |
| 62 | 10 MORENO Eric | Deflected Off Target - Defensive Event | Left Foot | Pass |
| 65 | 9 KRUG Frederick | Off Target | Right Foot | Pass |
| 68 | 10 MORENO Eric | Off Target | Right Foot | Loose Ball |
| 80 | 18 RIOS Hector | Incomplete - Player On Ball Error | Right Foot | Pass |

Attempts at Goal

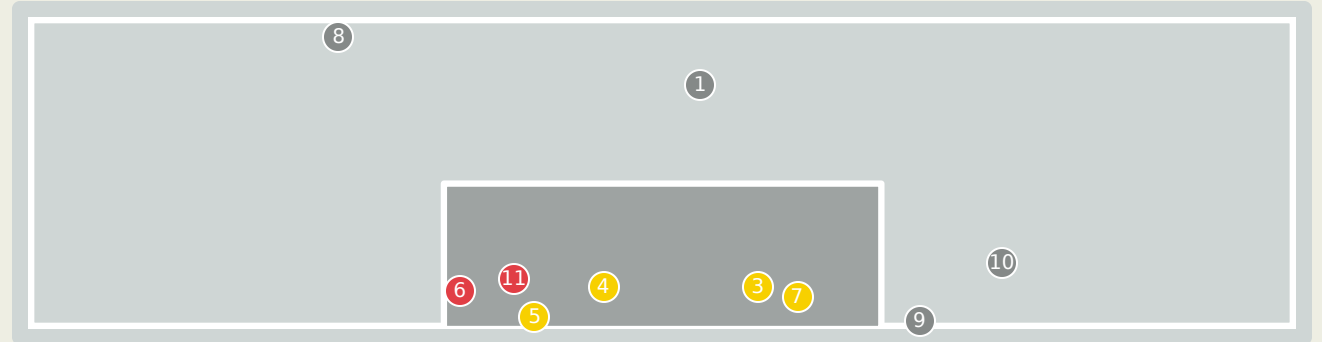
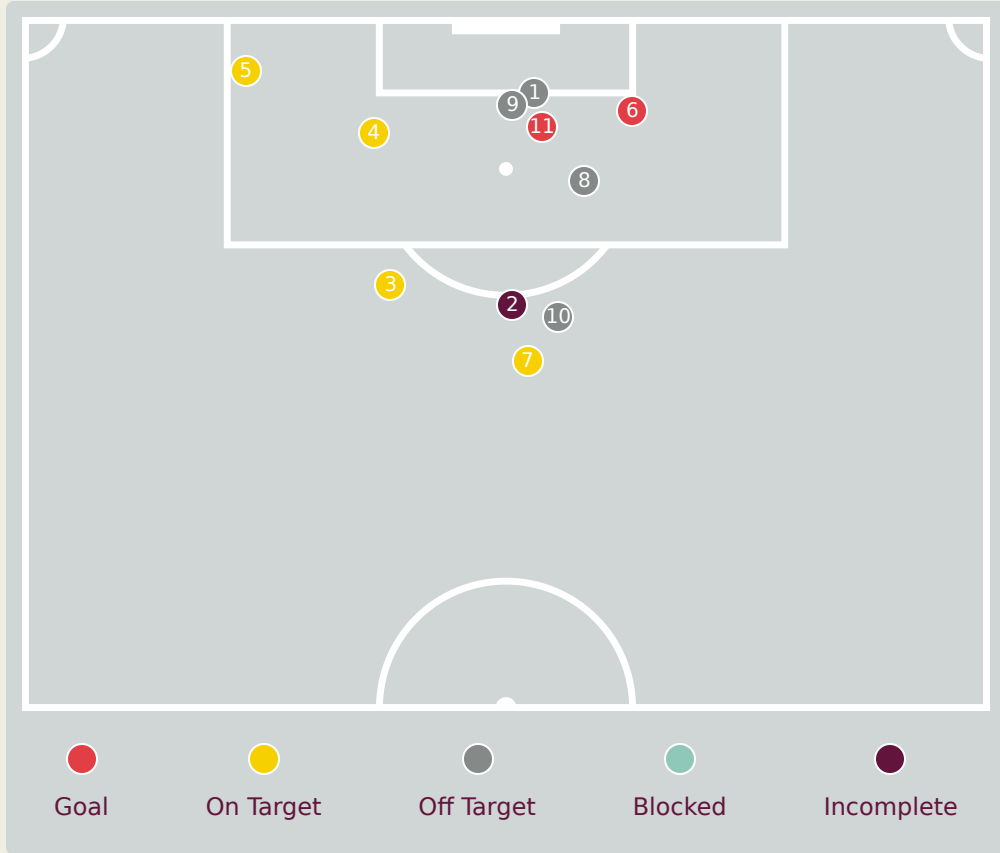
Panama



| Time | Player | Outcome | Body Part | Delivery Type |
|------|----------------|----------------------|------------|---------------|
| 94 | 8 MARTA Aldair | Incomplete - Blocked | Right Foot | Pass |



Attempts at Goal



| Key | Outcome | Shots |
|-----|------------|-------|
| ● | Goals | 2 |
| ● | On Target | 4 |
| ● | Off Target | 4 |
| ● | Blocked | 0 |
| ● | Incomplete | 1 |

Attempts at Goal

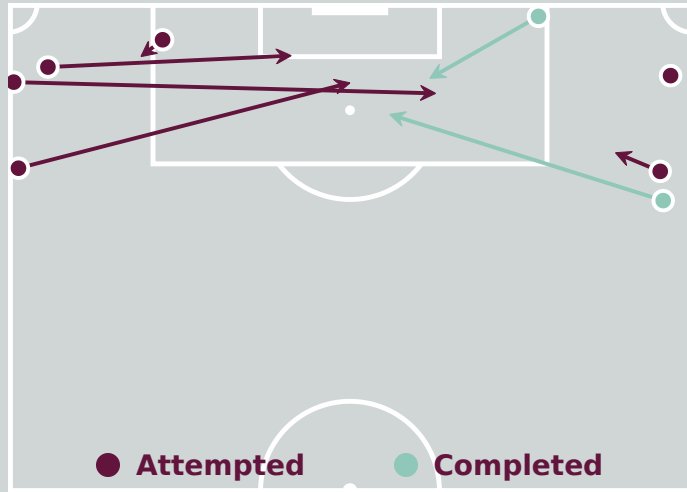
Morocco



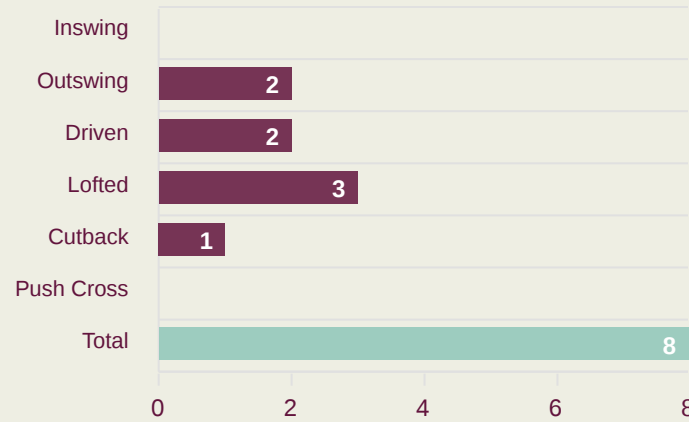
| Time | Player | Outcome | Body Part | Delivery Type |
|------|-------------------------|--|------------|------------------|
| 4 | 7 ALAOUI Anas | Off Target | Lower Body | Cross |
| 5 | 8 BOUFANDAR Adam | Incomplete - Defensive Event | Right Foot | Pass |
| 6 | 18 HAMONY Mohamed | On Target - Saved | Right Foot | Other |
| 14 | 18 HAMONY Mohamed | On Target - Saved | Right Foot | Loose Ball |
| 14 | 17 MAALI Abdelhamid | On Target - Saved | Left Foot | Ball Progression |
| 15 | 13 CHLAGHMO Saifdine | On Target - Goal | Head | Corner |
| 19 | 17 MAALI Abdelhamid | Deflected On Target - Saved | Left Foot | Pass |
| 36 | 17 MAALI Abdelhamid | Deflected Off Target - Defensive Event | Left Foot | Loose Ball |
| 37 | 7 ALAOUI Anas | Off Target | Head | Corner |
| 78 | 20 KATIBA Mohamed Amine | Off Target | Right Foot | Loose Ball |
| 94 | 16 ENNAIR Ayman | On Target - Goal | Right Foot | Pass |

Crosses (Open Play)

Cross Locations

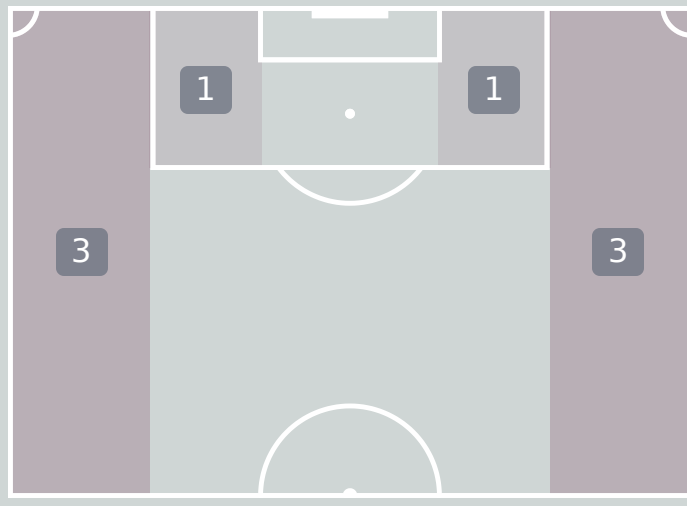


Delivery Type



| # | Player | Inswing | Outswing | Driven | Lofted | Cutback | Push Cross | Total Attempted |
|----|-------------------|---------|----------|--------|--------|---------|------------|-----------------|
| 1 | ROMERO Manuel | 0 | 0 | 0 | 0 | 0 | 0 | 0 |
| 2 | NEREIDA Juriel | 0 | 1 | 0 | 0 | 0 | 0 | 1 |
| 3 | KRUG Martin | 0 | 0 | 0 | 0 | 0 | 0 | 0 |
| 5 | HALL Juan | 0 | 1 | 0 | 2 | 0 | 0 | 3 |
| 6 | RYCE Anel | 0 | 0 | 0 | 0 | 0 | 0 | 0 |
| 7 | WALDER Kevin | 0 | 0 | 0 | 0 | 0 | 0 | 0 |
| 10 | MORENO Eric | 0 | 0 | 0 | 0 | 0 | 0 | 0 |
| 11 | CASTILLO Oldemar | 0 | 0 | 1 | 0 | 0 | 0 | 1 |
| 13 | DIAZ Erick | 0 | 0 | 0 | 0 | 0 | 0 | 0 |
| 16 | PIERRE Jael | 0 | 0 | 0 | 1 | 1 | 0 | 2 |
| 18 | RIOS Hector | 0 | 0 | 1 | 0 | 0 | 0 | 1 |
| 4 | GARCIA Giancarlos | 0 | 0 | 0 | 0 | 0 | 0 | 0 |
| 8 | MARTA Aldair | 0 | 0 | 0 | 0 | 0 | 0 | 0 |
| 9 | KRUG Frederick | 0 | 0 | 0 | 0 | 0 | 0 | 0 |
| 17 | GAITAN Luis | 0 | 0 | 0 | 0 | 0 | 0 | 0 |
| 20 | GOMEZ Ernesto | 0 | 0 | 0 | 0 | 0 | 0 | 0 |

Cross Zones



Attempted

8

Completed

2

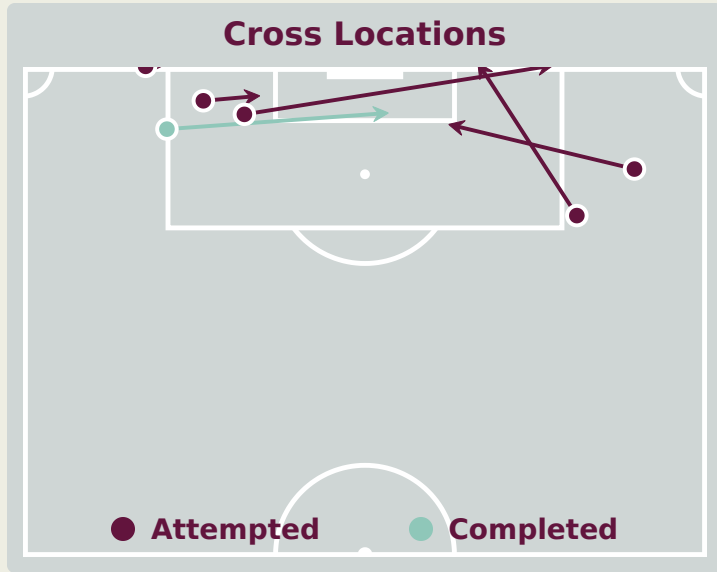
Most Crosses Attempted

3

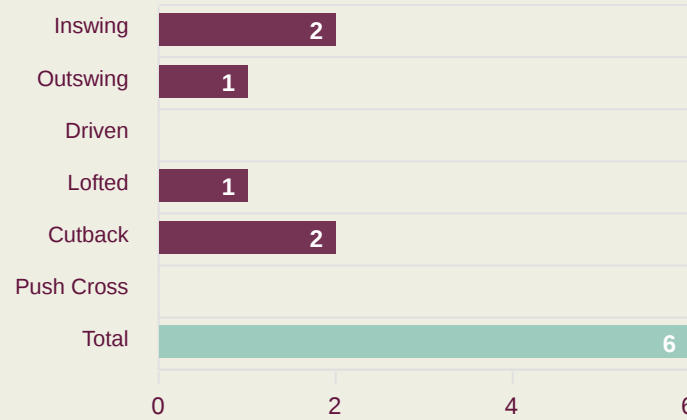
HALL Juan
LEFT BACK



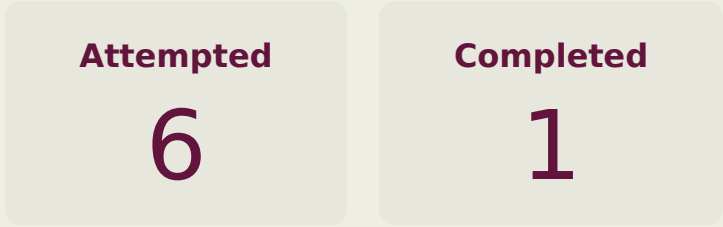
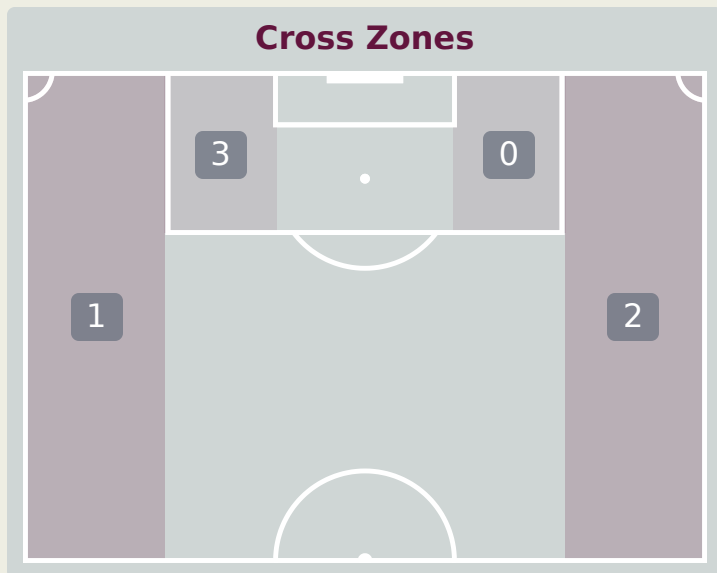
Crosses (Open Play)



Delivery Type



| # | Player | Inswing | Outswing | Driven | Lofted | Cutback | Push Cross | Total Attempted |
|----|------------------------|---------|----------|--------|--------|---------|------------|-----------------|
| 1 | BENRHOZIL Taha | 0 | 0 | 0 | 0 | 0 | 0 | 0 |
| 3 | ZAHOUANI Fouad | 0 | 0 | 0 | 0 | 1 | 0 | 1 |
| 6 | AKOUMI Mehdi | 0 | 0 | 0 | 0 | 0 | 0 | 0 |
| 7 | ALAOUI Anas | 0 | 0 | 0 | 0 | 0 | 0 | 0 |
| 8 | BOUFANDAR Adam | 0 | 0 | 0 | 0 | 0 | 0 | 0 |
| 10 | NAZIH Imran | 0 | 0 | 0 | 0 | 0 | 0 | 0 |
| 13 | CHLAGHMO Saifdine | 0 | 0 | 0 | 0 | 0 | 0 | 0 |
| 15 | EL HANNACH Naoufel | 0 | 0 | 0 | 0 | 0 | 0 | 0 |
| 17 | MAALI Abdelhamid | 0 | 1 | 0 | 0 | 0 | 0 | 1 |
| 18 | HAMONY Mohamed | 2 | 0 | 0 | 0 | 1 | 0 | 3 |
| 19 | BAKHTY Smail | 0 | 0 | 0 | 0 | 0 | 0 | 0 |
| 4 | CHAIKHOUN Ayoub | 0 | 0 | 0 | 0 | 0 | 0 | 0 |
| 5 | AIT BOUDLAL Abdelhamid | 0 | 0 | 0 | 0 | 0 | 0 | 0 |
| 11 | OUAZANE Zakaria | 0 | 0 | 0 | 0 | 0 | 0 | 0 |
| 16 | ENNAIR Ayman | 0 | 0 | 0 | 1 | 0 | 0 | 1 |
| 20 | KATIBA Mohamed Amine | 0 | 0 | 0 | 0 | 0 | 0 | 0 |



Offering to Receive

231
Total Offers Made

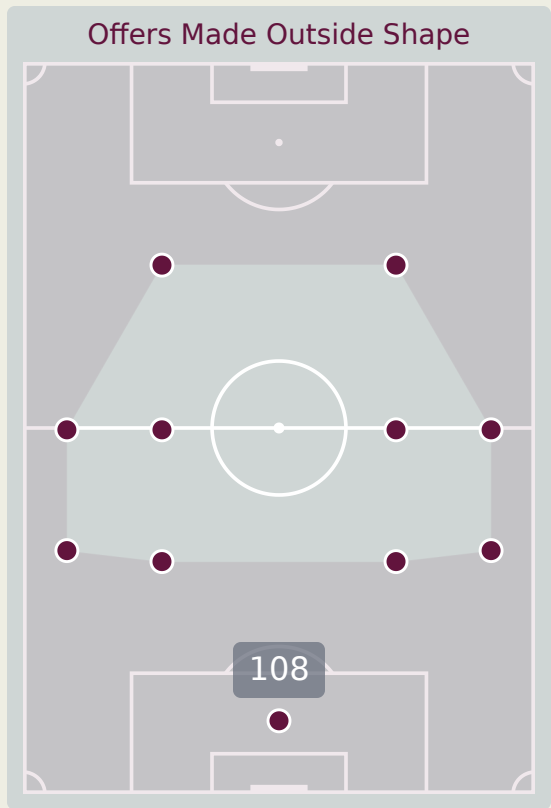
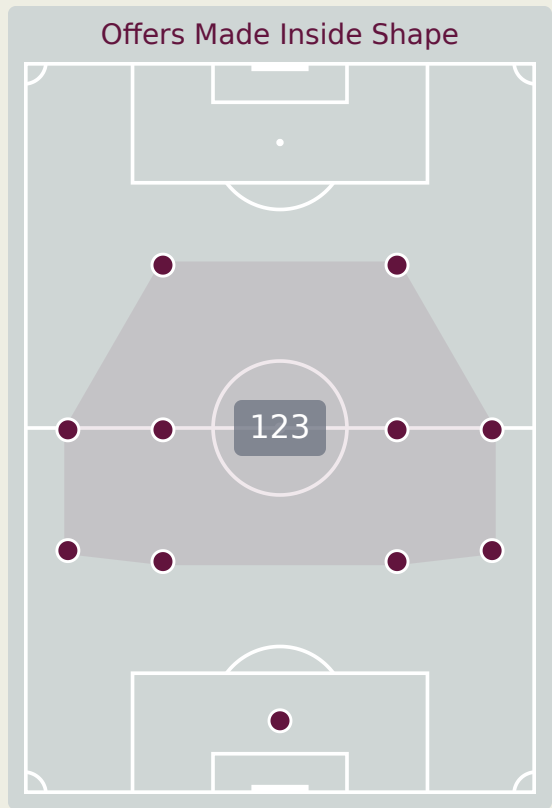
59
Total Offers Received

Most Offers
46
PIERRE Jael
RIGHT MIDFIELD

118
Offers Made in Final Third

89
Offers Made in Middle Third

24
Offers Made in Defensive Third



| # | Player | Offers Made | Offers Received | % Made & Received |
|----|-------------------|-------------|-----------------|-------------------|
| 1 | ROMERO Manuel | 2 | 1 | 50% |
| 2 | NEREIDA Juriel | 8 | 4 | 50% |
| 3 | KRUG Martin | 5 | 2 | 40% |
| 5 | HALL Juan | 12 | 6 | 50% |
| 6 | RYCE Anel | 11 | 9 | 81.8% |
| 7 | WALDER Kevin | 27 | 4 | 14.8% |
| 10 | MORENO Eric | 36 | 14 | 38.9% |
| 11 | CASTILLO Oldemar | 21 | 2 | 9.5% |
| 13 | DIAZ Erick | 2 | 2 | 100% |
| 16 | PIERRE Jael | 46 | 6 | 13% |
| 18 | RIOS Hector | 29 | 6 | 20.7% |
| 4 | GARCIA Giancarlos | 0 | 0 | 0% |
| 8 | MARTA Aldair | 3 | 0 | 0% |
| 9 | KRUG Frederick | 6 | 2 | 33.3% |
| 17 | GAITAN Luis | 12 | 0 | 0% |
| 20 | GOMEZ Ernesto | 11 | 1 | 9.1% |



Offering to Receive

202
Total Offers Made

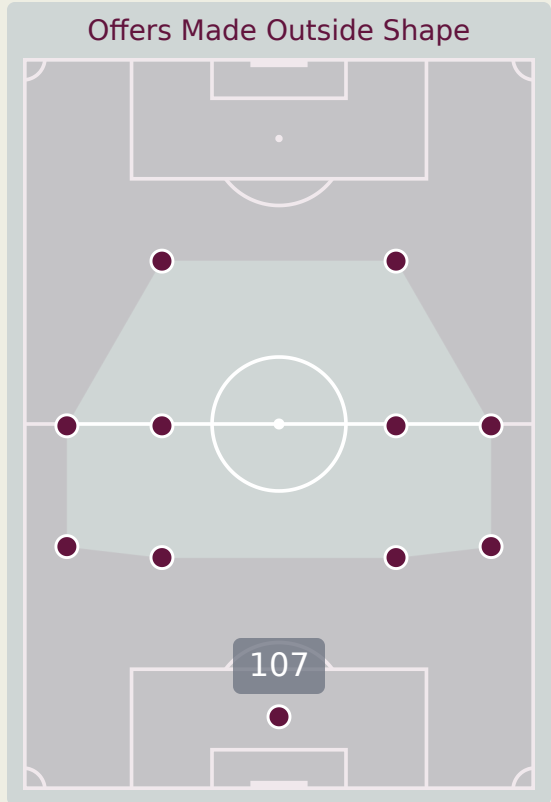
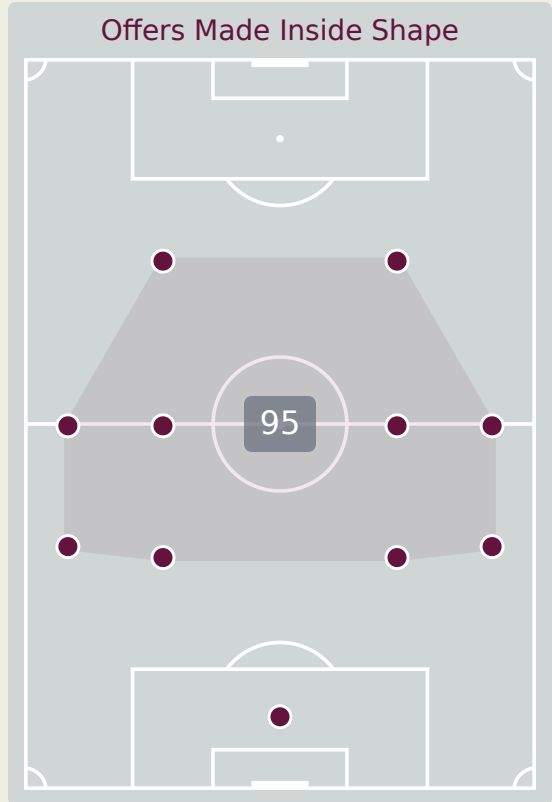
59
Total Offers Received

Most Offers
38
NAZIH Imran
ATTACKING MIDFIELD

93
Offers Made in Final Third

87
Offers Made in Middle Third

22
Offers Made in Defensive Third

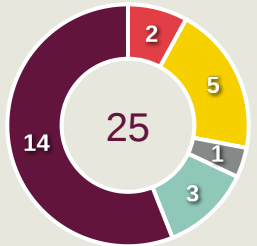


| # | Player | Offers Made | Offers Received | % Made & Received |
|----|------------------------|-------------|-----------------|-------------------|
| 1 | BENRHOZIL Taha | 3 | 3 | 100% |
| 3 | ZAHOUANI Fouad | 6 | 2 | 33.3% |
| 6 | AKOUMI Mehdi | 14 | 3 | 21.4% |
| 7 | ALAOUI Anas | 10 | 3 | 30% |
| 8 | BOUFANDAR Adam | 12 | 2 | 16.7% |
| 10 | NAZIH Imran | 38 | 4 | 10.5% |
| 13 | CHLAGHMO Saifdine | 3 | 2 | 66.7% |
| 15 | EL HANNACH Naoufel | 29 | 8 | 27.6% |
| 17 | MAALI Abdelhamid | 32 | 13 | 40.6% |
| 18 | HAMONY Mohamed | 22 | 8 | 36.4% |
| 19 | BAKHTY Smail | 5 | 2 | 40% |
| 4 | CHAIKHOUN Ayoub | 2 | 1 | 50% |
| 5 | AIT BOUDLAL Abdelhamid | 0 | 0 | 0% |
| 11 | OUAZANE Zakaria | 1 | 0 | 0% |
| 16 | ENNAIR Ayman | 19 | 5 | 26.3% |
| 20 | KATIBA Mohamed Amine | 6 | 3 | 50% |

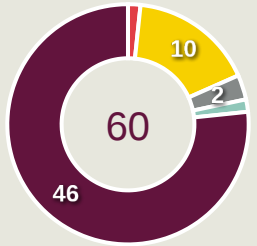
Movement to Receive

Movement Types by Phase

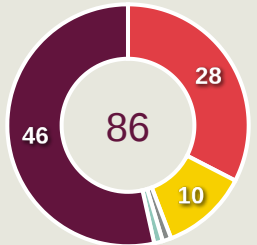
Final Third Phase



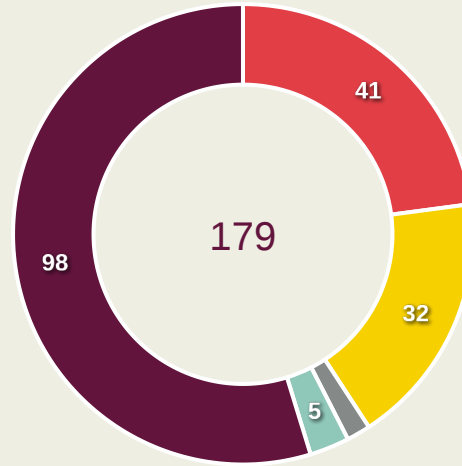
Progression Phase



Build Up Phase



All Movement Types

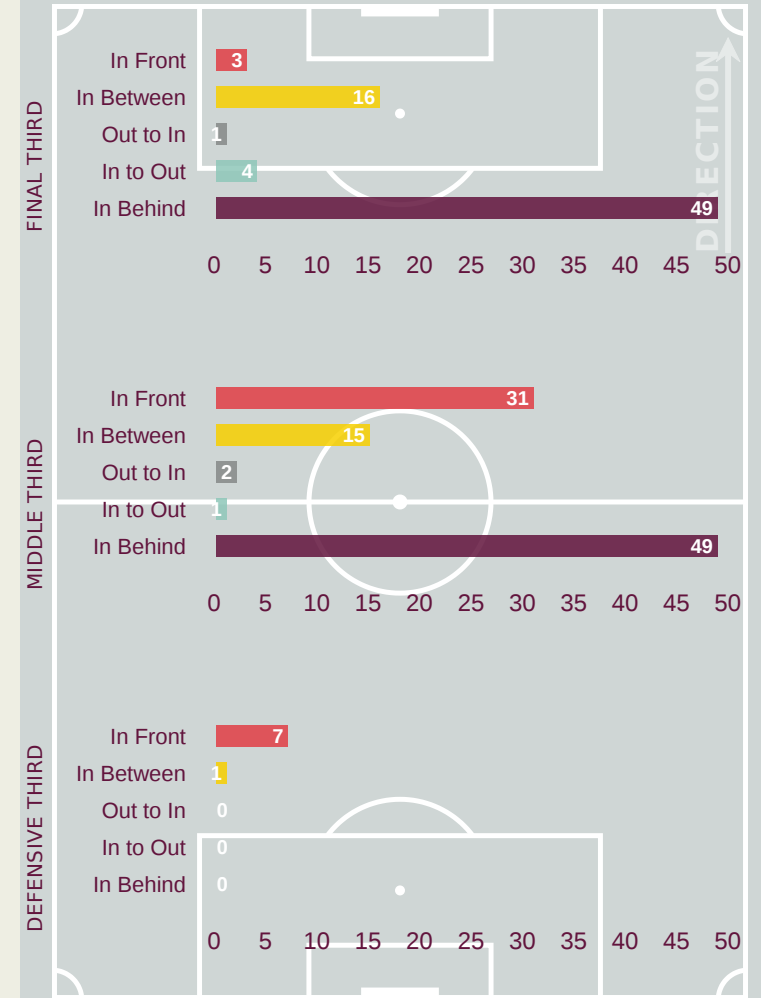


- In Front
- In Between
- Out to In
- In to Out
- In Behind

Top Ranked Players

| Type | Player | Movements |
|------------|---------------------|-----------|
| In Front | 10 MORENO Eric | 17 |
| In Between | 10 MORENO Eric | 15 |
| Out to In | 11 CASTILLO Oldemar | 2 |
| In to Out | 10 MORENO Eric | 1 |
| In Behind | 16 PIERRE Jael | 30 |

Movement Types Pitch Third

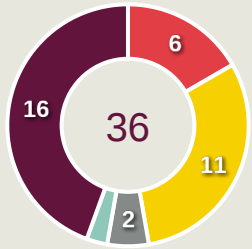




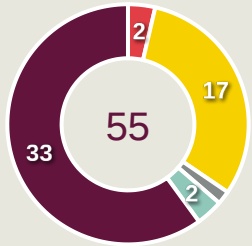
Movement to Receive

Movement Types by Phase

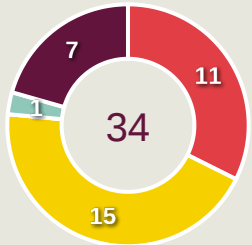
Final Third Phase



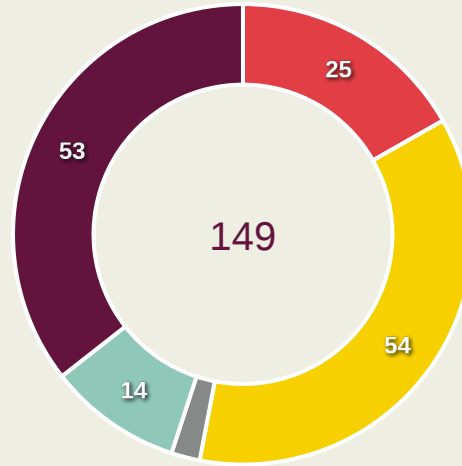
Progression Phase



Build Up Phase



All Movement Types

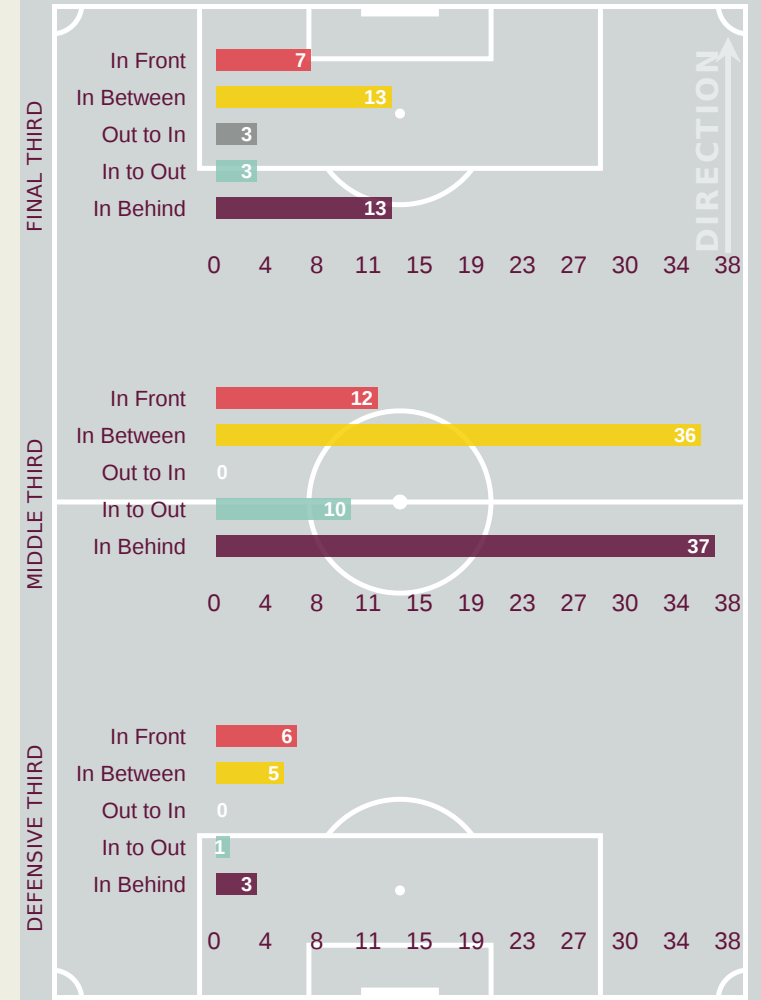


- In Front
- In Between
- Out to In
- In to Out
- In Behind

Top Ranked Players

| Type | Player | Movements |
|------------|-----------------------|-----------|
| In Front | 15 EL HANNACH Naoufel | 8 |
| In Between | 10 NAZIH Imran | 17 |
| Out to In | 10 NAZIH Imran | 1 |
| In to Out | 6 AKOUMI Mehdi | 4 |
| In Behind | 10 NAZIH Imran | 15 |

Movement Types Pitch Third



OUT OF POSSESSION



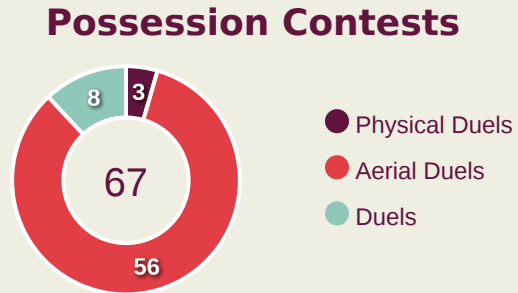
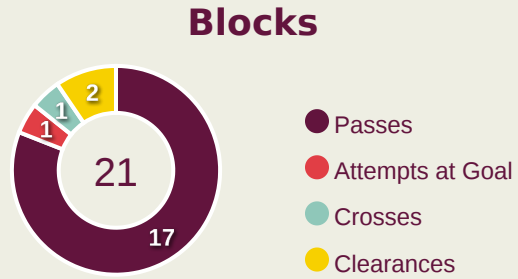
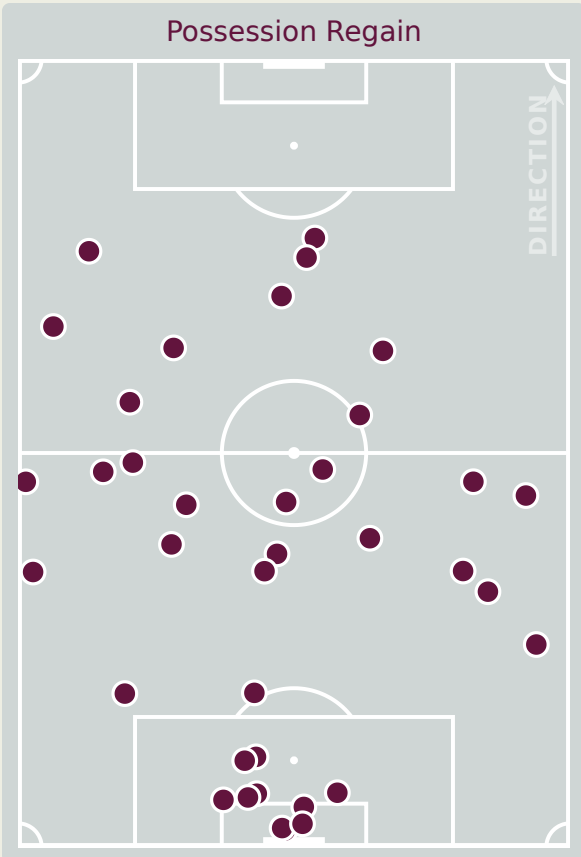
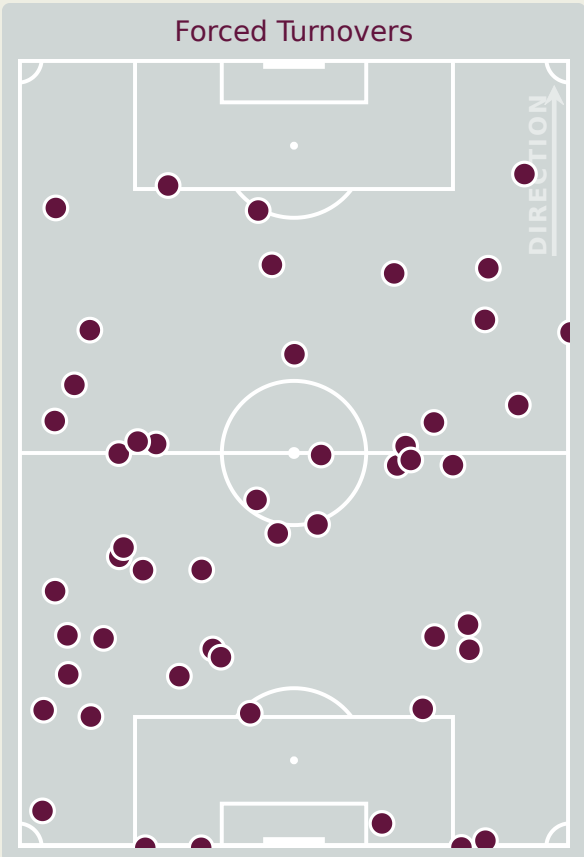
U-17 WORLD CUP
INDONESIA 2023



Panama v Morocco



Defensive Actions



| # | Player | Total Possession Regains |
|----|-------------------|--------------------------|
| 1 | ROMERO Manuel | 6 |
| 2 | NEREIDA Juriel | 6 |
| 3 | KRUG Martin | 9 |
| 5 | HALL Juan | 6 |
| 6 | RYCE Anel | 6 |
| 7 | WALDER Kevin | 1 |
| 10 | MORENO Eric | 2 |
| 11 | CASTILLO Oldemar | 3 |
| 13 | DIAZ Erick | 2 |
| 16 | PIERRE Jael | 3 |
| 18 | RIOS Hector | 2 |
| 4 | GARCIA Giancarlos | 1 |
| 8 | MARTA Aldair | 0 |
| 9 | KRUG Frederick | 0 |
| 17 | GAITAN Luis | 0 |
| 20 | GOMEZ Ernesto | 0 |



Defensive Actions

60

Forced Turnovers

43

Possession Regained

6

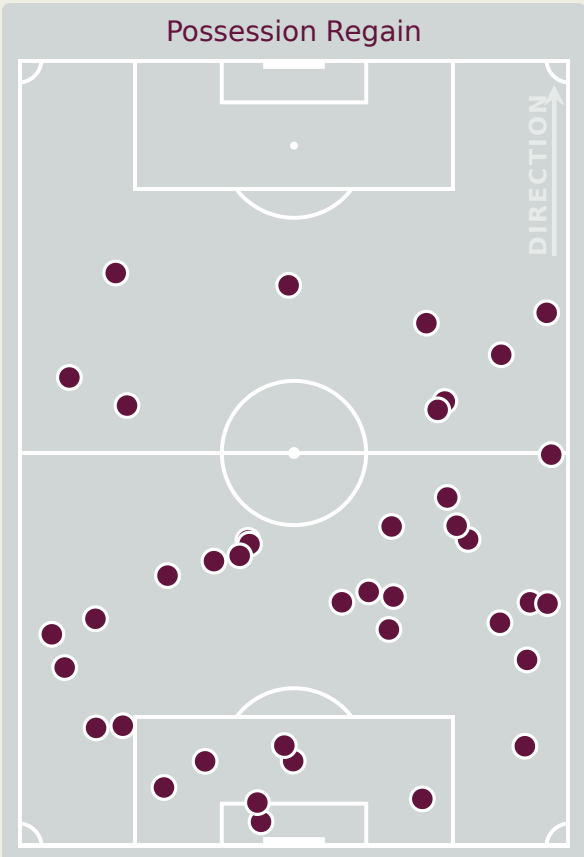
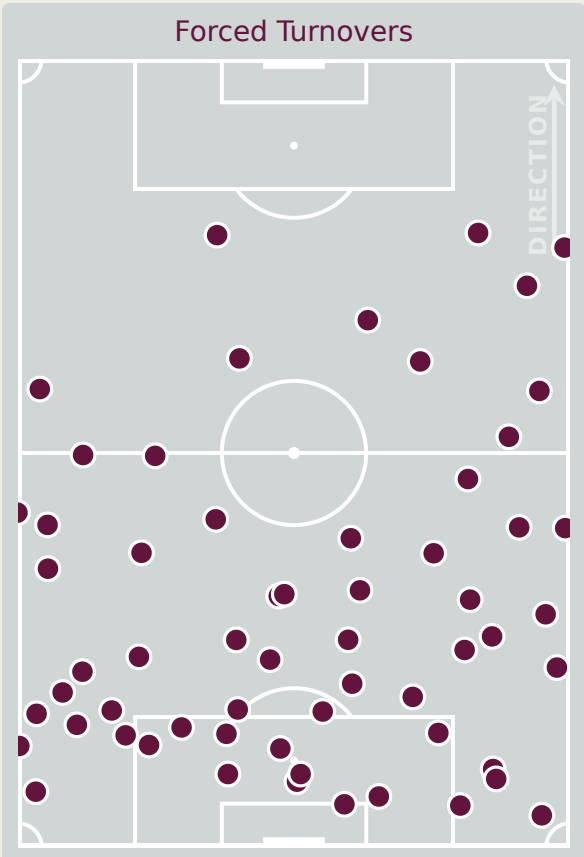
Interceptions

45

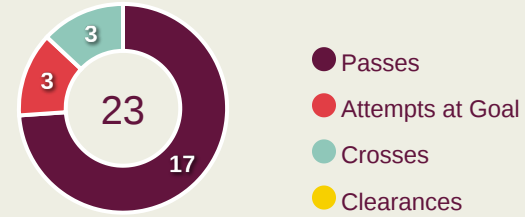
Tackles

1.94

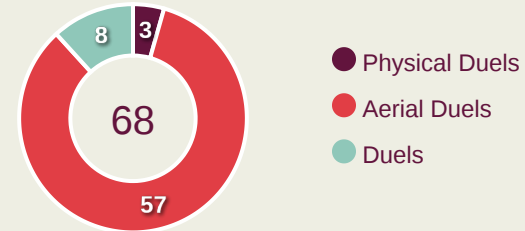
Possession Actions / Defensive Action



Blocks



Possession Contests



Most Possession Regains

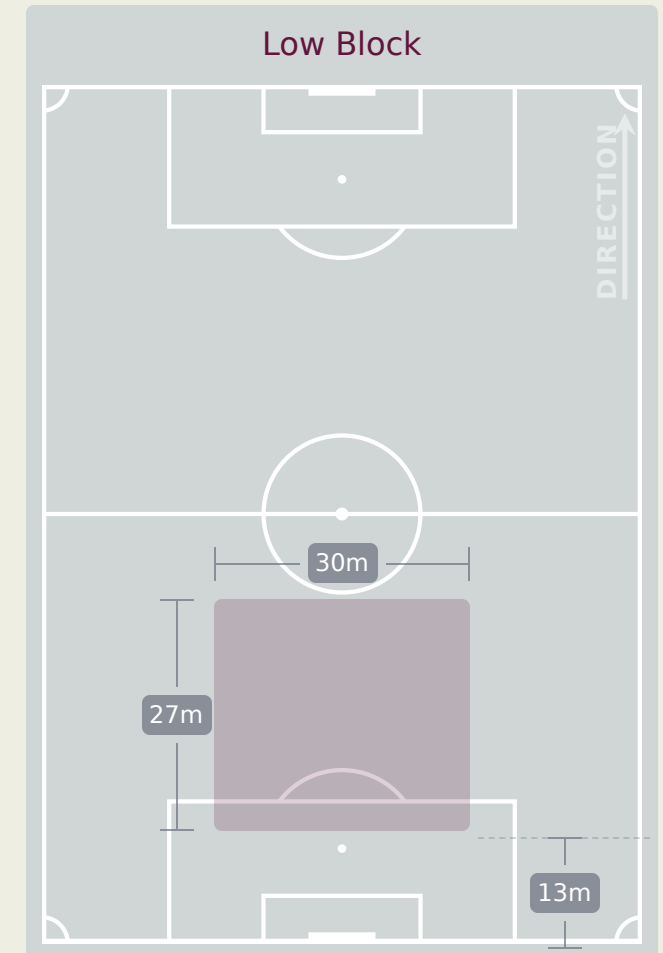
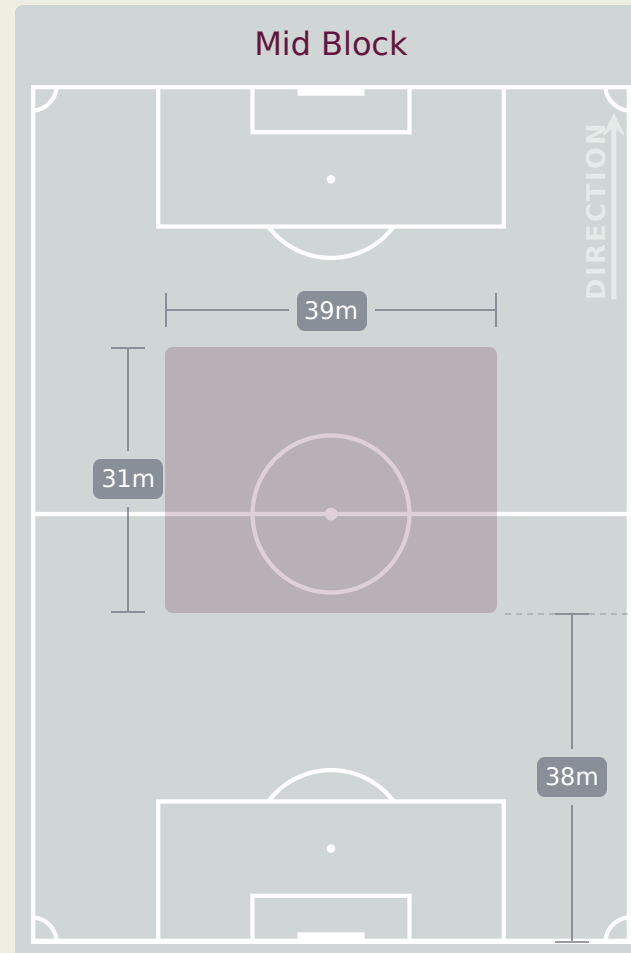
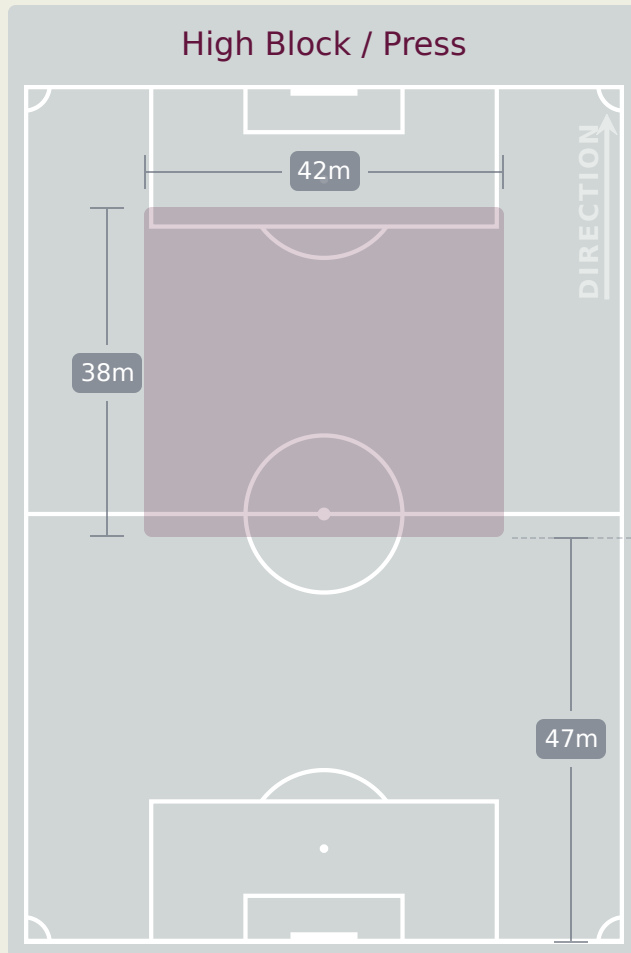
8

CHLAGHMO Saifdine
RIGHT BACK

| # | Player | Total Possession Regains |
|----|------------------------|--------------------------|
| 1 | BENRHOZIL Taha | 6 |
| 3 | ZAHOUANI Fouad | 5 |
| 6 | AKOUMI Mehdi | 6 |
| 7 | ALAOUI Anas | 2 |
| 8 | BOUFANDAR Adam | 0 |
| 10 | NAZIH Imran | 1 |
| 13 | CHLAGHMO Saifdine | 8 |
| 15 | EL HANNACH Naoufel | 3 |
| 17 | MAALI Abdelhamid | 2 |
| 18 | HAMONY Mohamed | 1 |
| 19 | BAKHTY Smail | 6 |
| 4 | CHAIKHOUN Ayoub | 0 |
| 5 | AIT BOUDLAL Abdelhamid | 0 |
| 11 | OUAZANE Zakaria | 0 |
| 16 | ENNAIR Ayman | 0 |
| 20 | KATIBA Mohamed Amine | 3 |

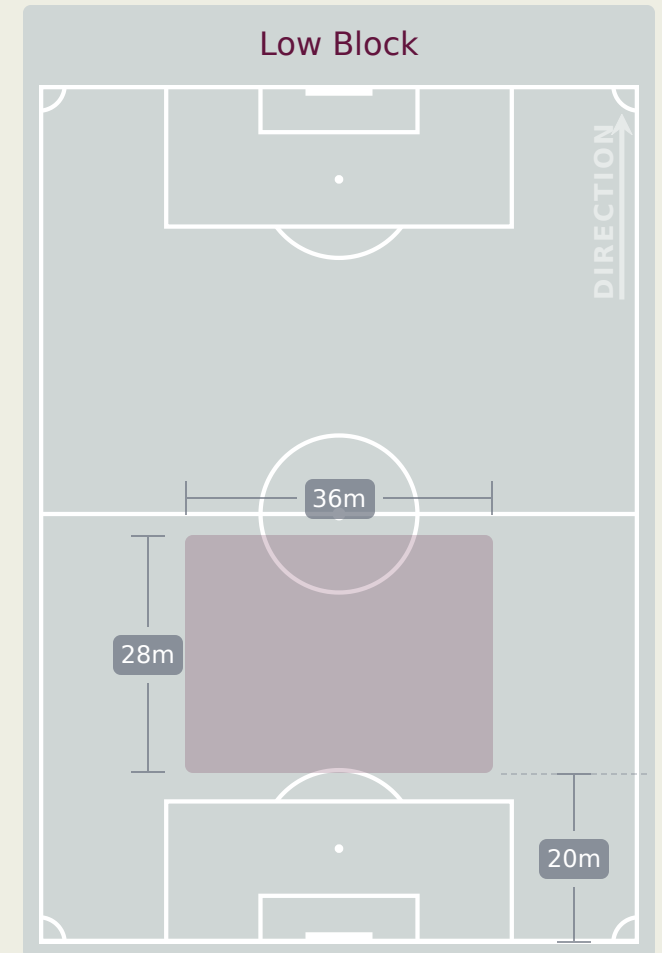
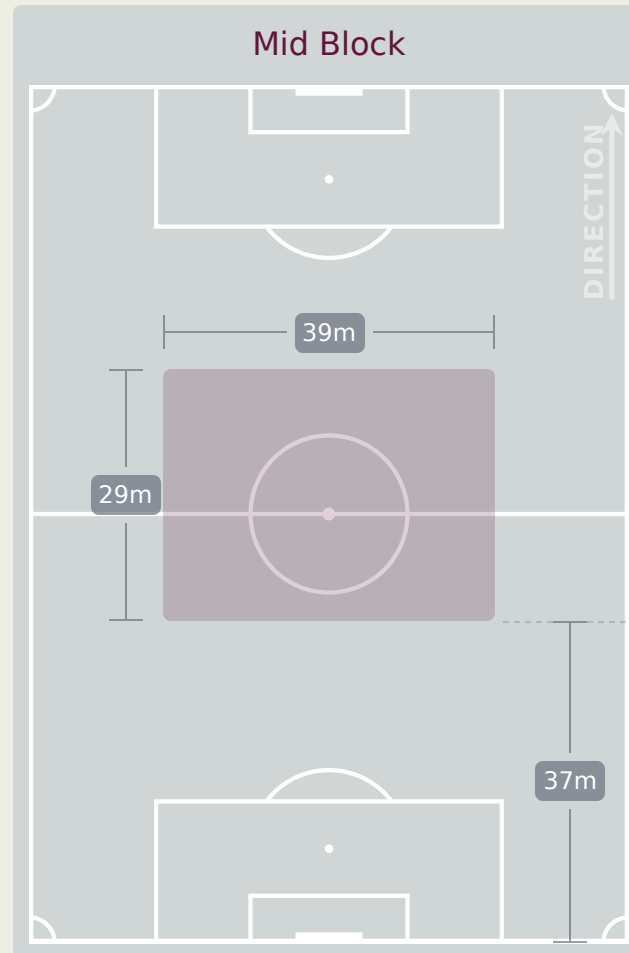
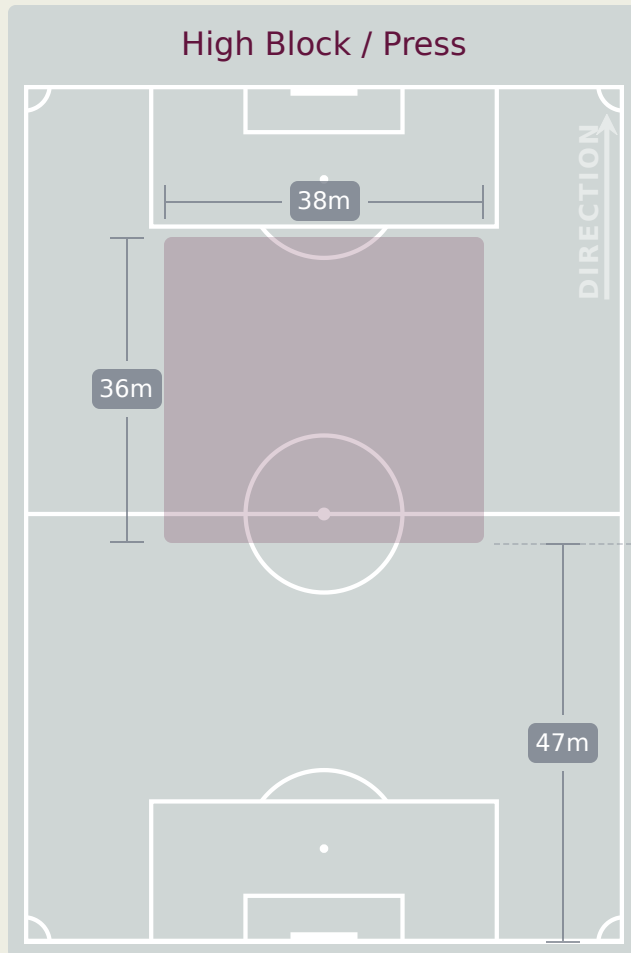
Defensive Line Height & Team Length

Panama




Defensive Line Height & Team Length

Morocco



Defensive Pressure



| | | |
|-------|----------------------------|--------|
| 136 | Total Pressures | 191 |
| 52 | Direct Pressures | 60 |
| 1.49s | Avg Pressure Duration | 1.39s |
| 50 | Forced Turnovers | 60 |
| 7.73s | Ball Recovery Time | 10.68s |
| 43 | Pushing on into Pressing | 59 |
| 120 | Pushing on | 144 |
| 21 | Pressing Direction Inside | 42 |
| 56 | Pressing Direction Outside | 105 |

Most Direct Pressures

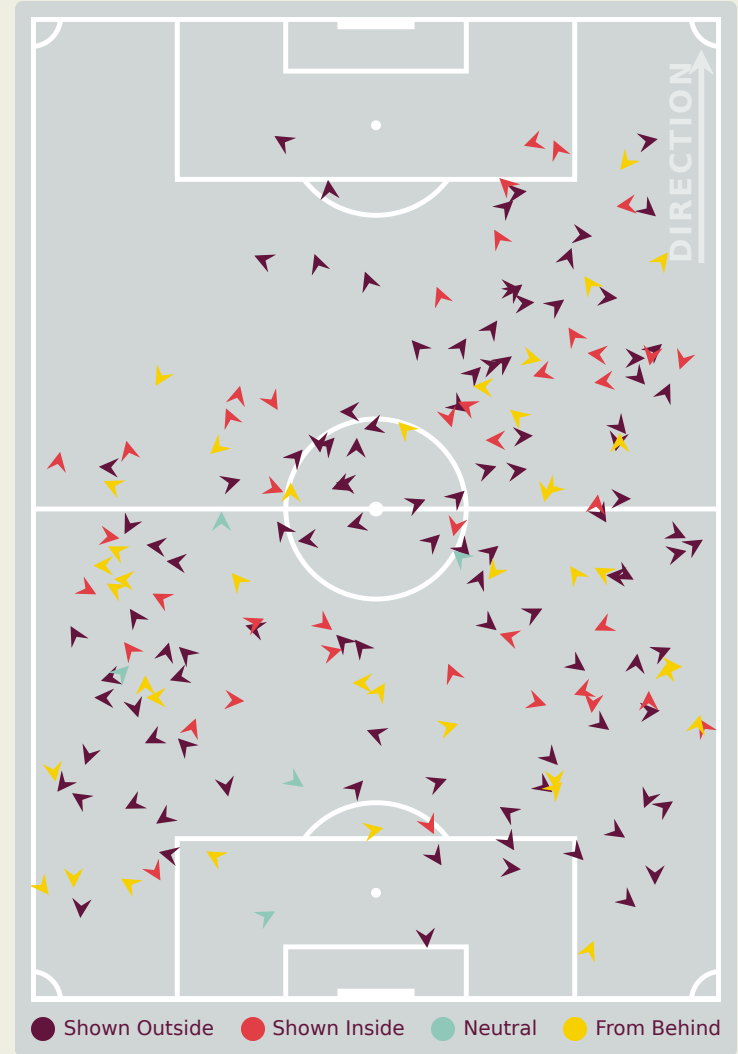
12

DIAZ Erick
LEFT CENTRE BACK

Most Direct Pressures

11

BOUFANDAR Adam
DEFENSIVE MIDFIELD CENTRE LEFT



GOALKEEPING



Panama v Morocco

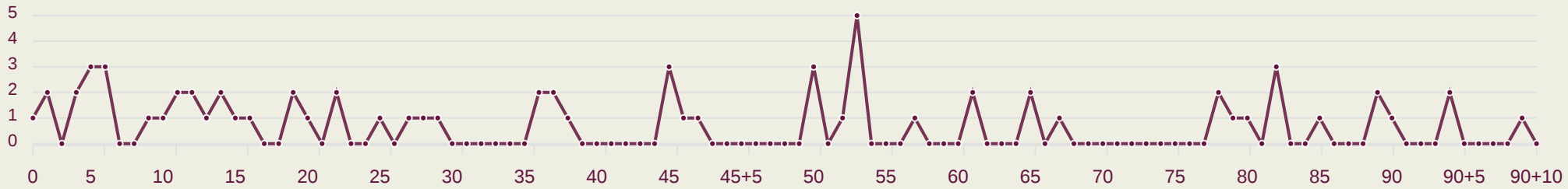


Goalkeeping Involvement



Panama

Panama GK Involvement Timeline

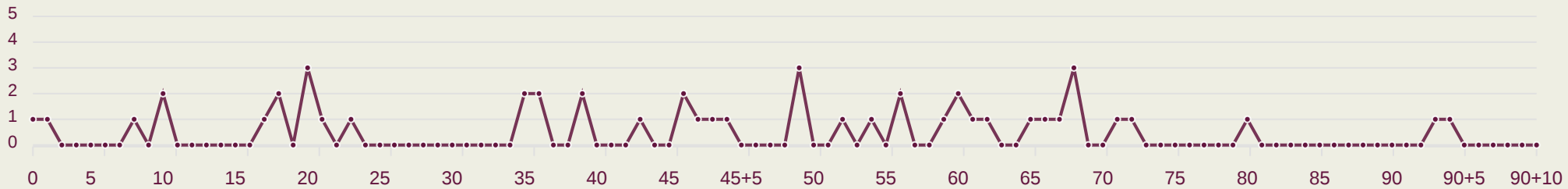


75
Total Involvements



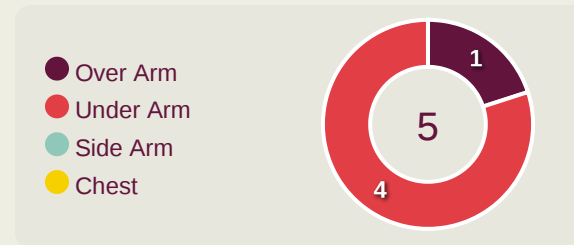
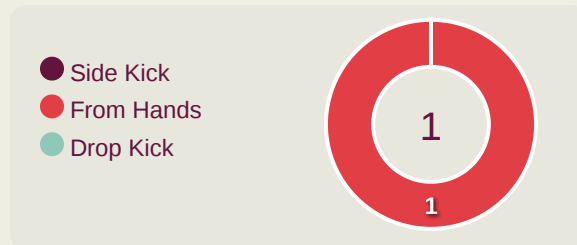
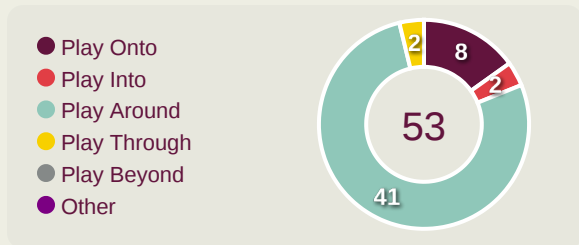
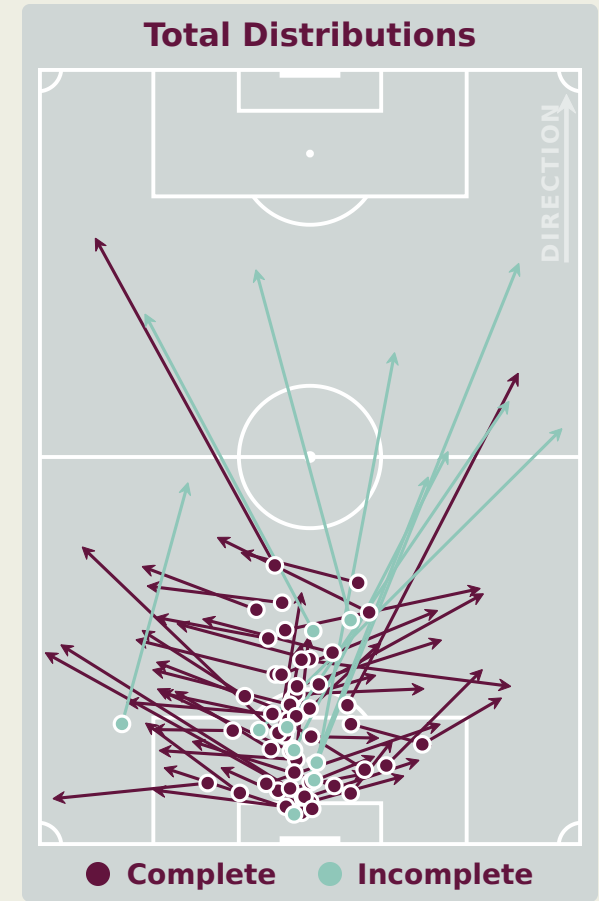
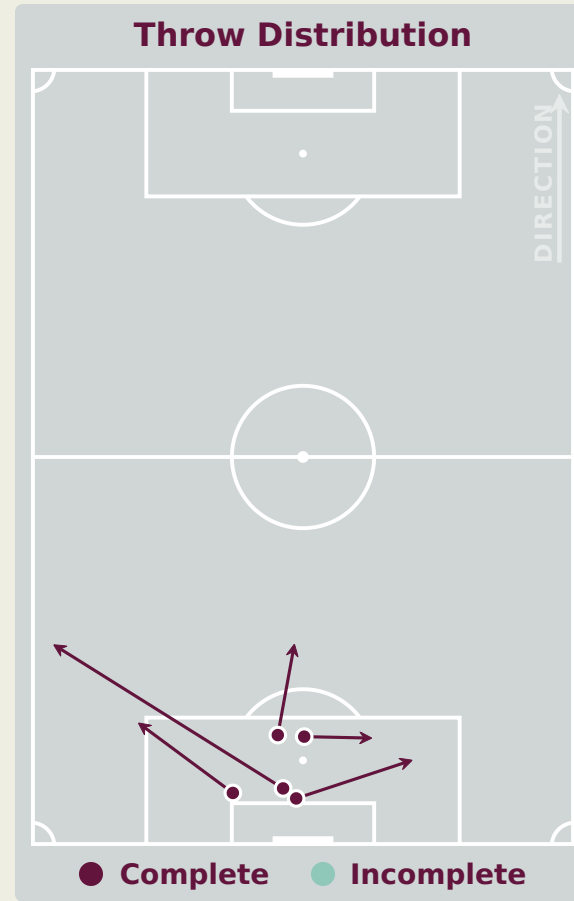
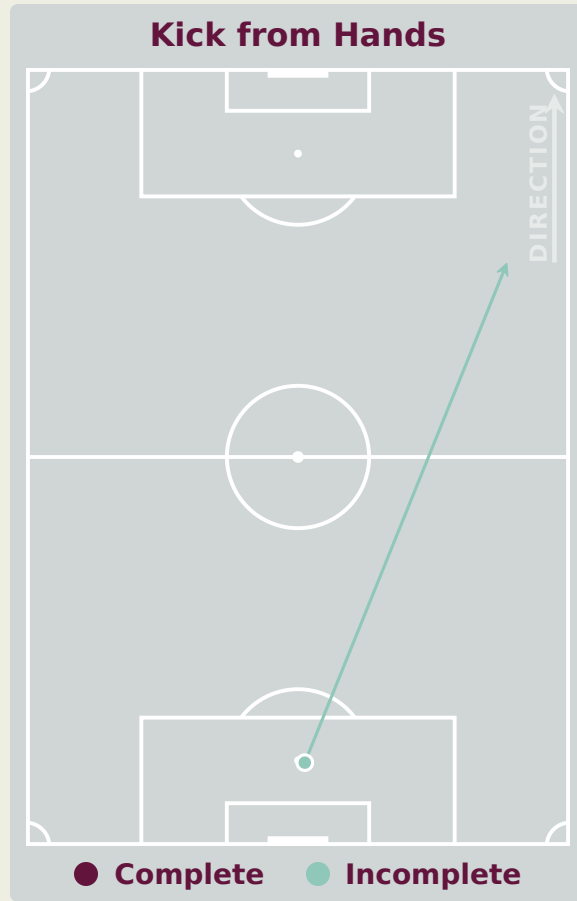
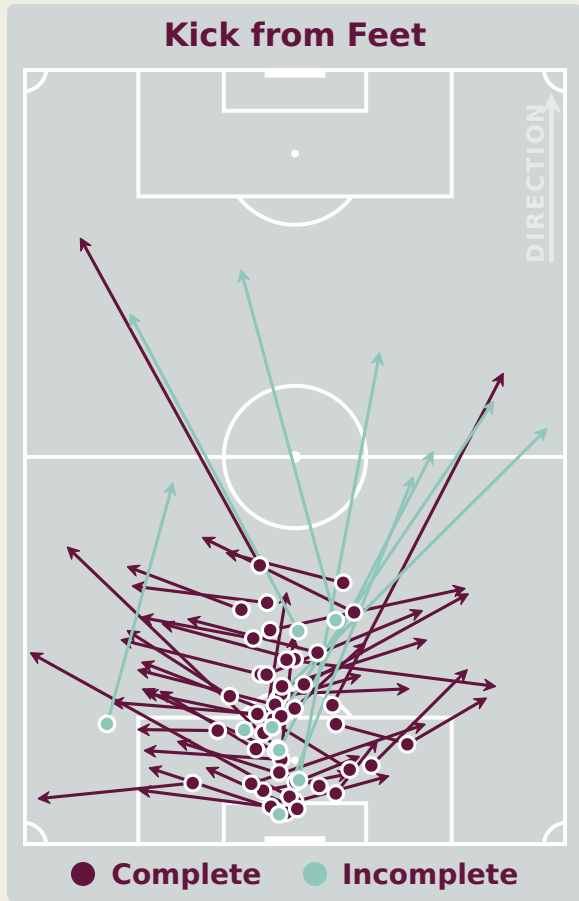
Morocco

Morocco GK Involvement Timeline

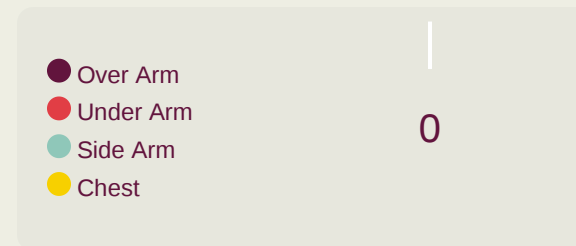
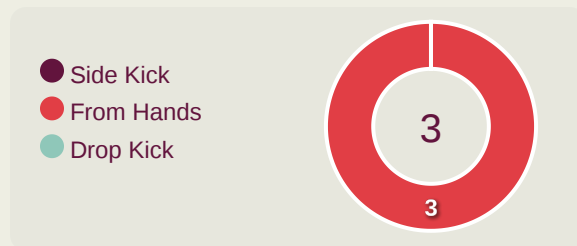
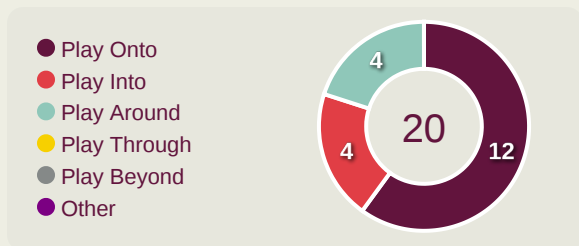
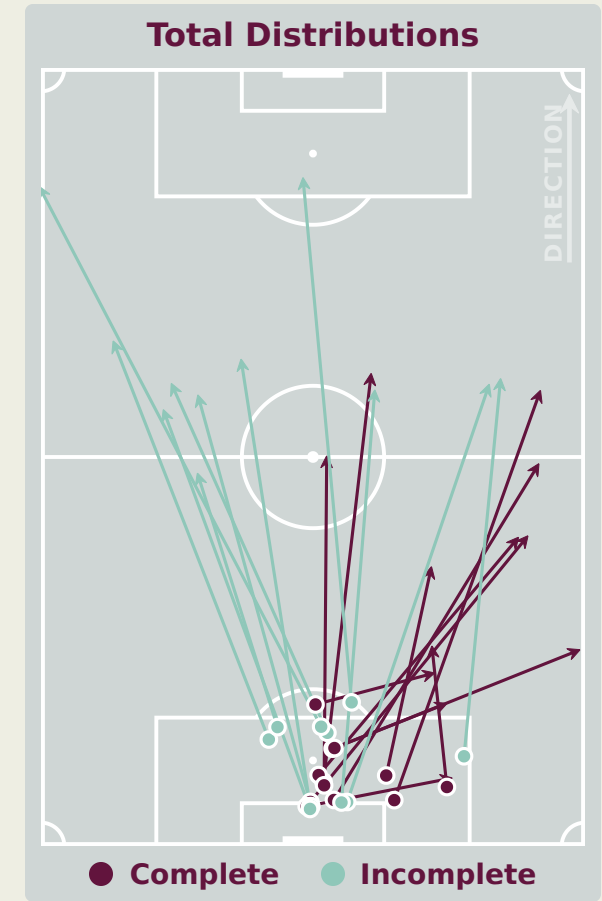
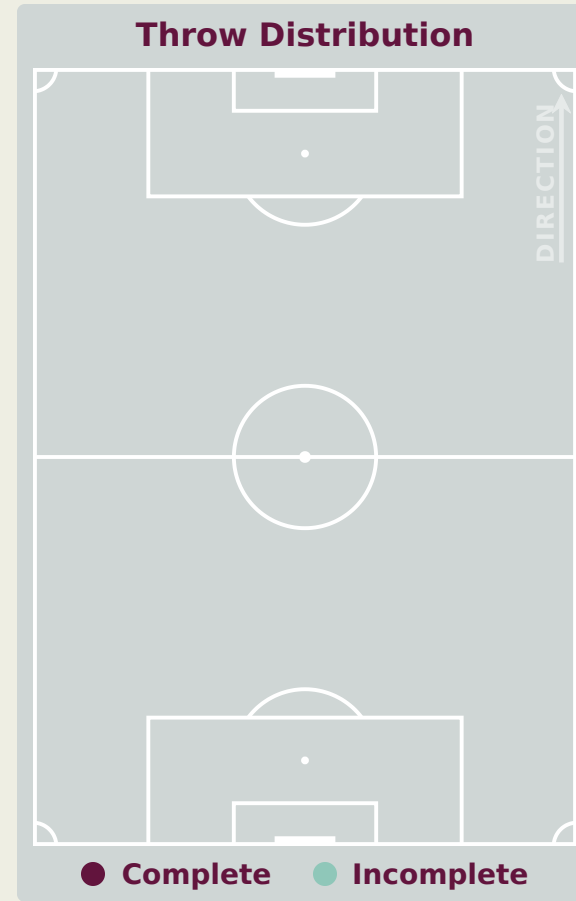
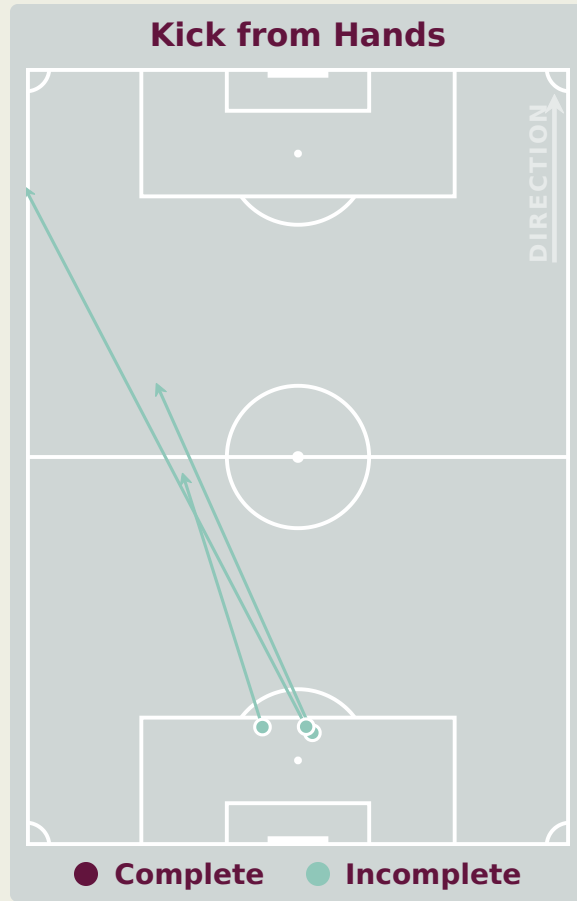
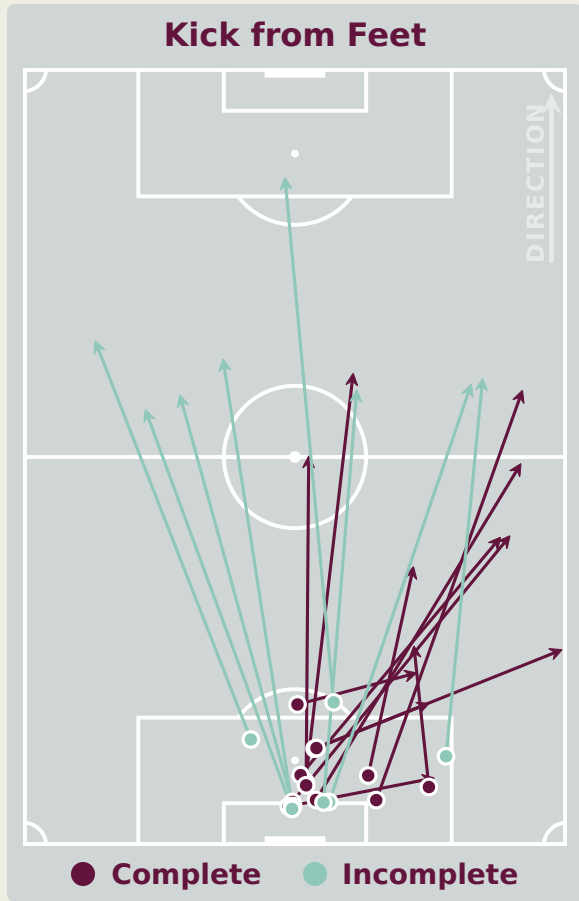


49
Total Involvements

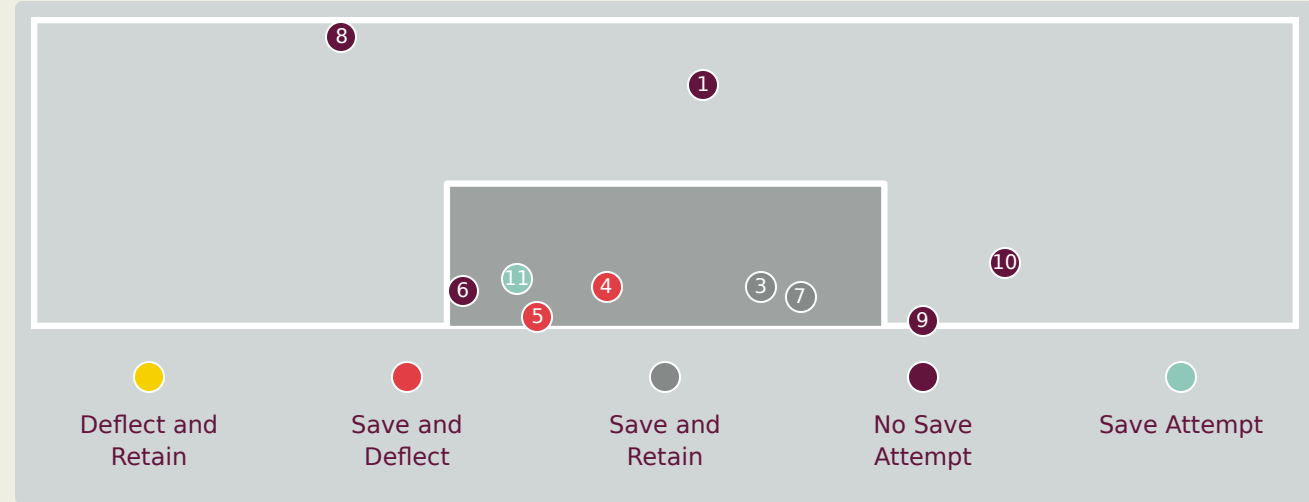
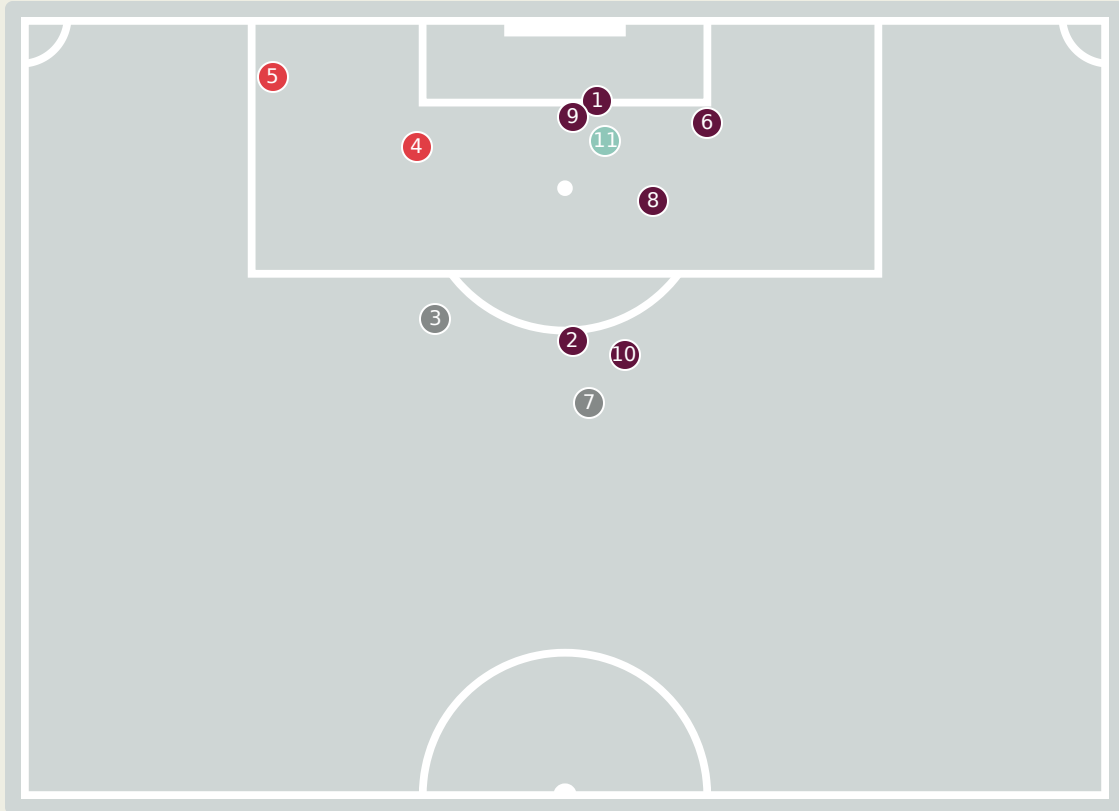
Goalkeeping Distribution



Goalkeeping Distribution

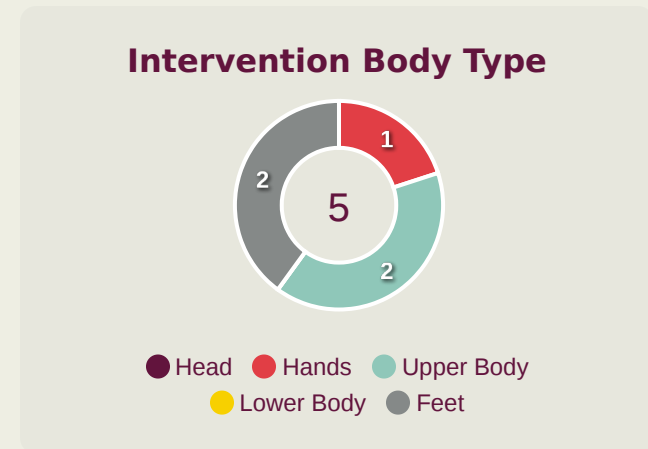
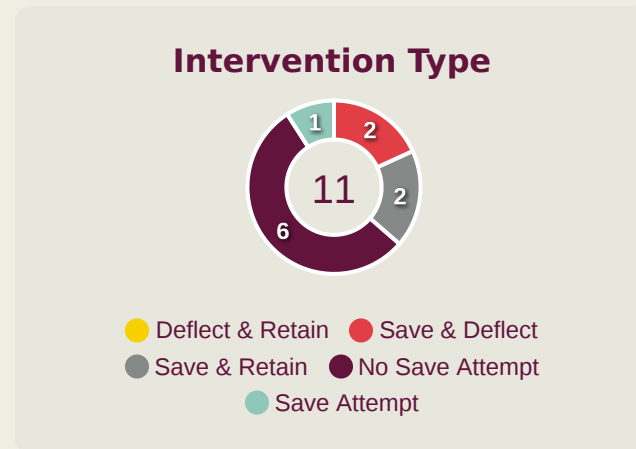


Goal Prevention



11
Total Attempts on Goal Faced

67
Save %

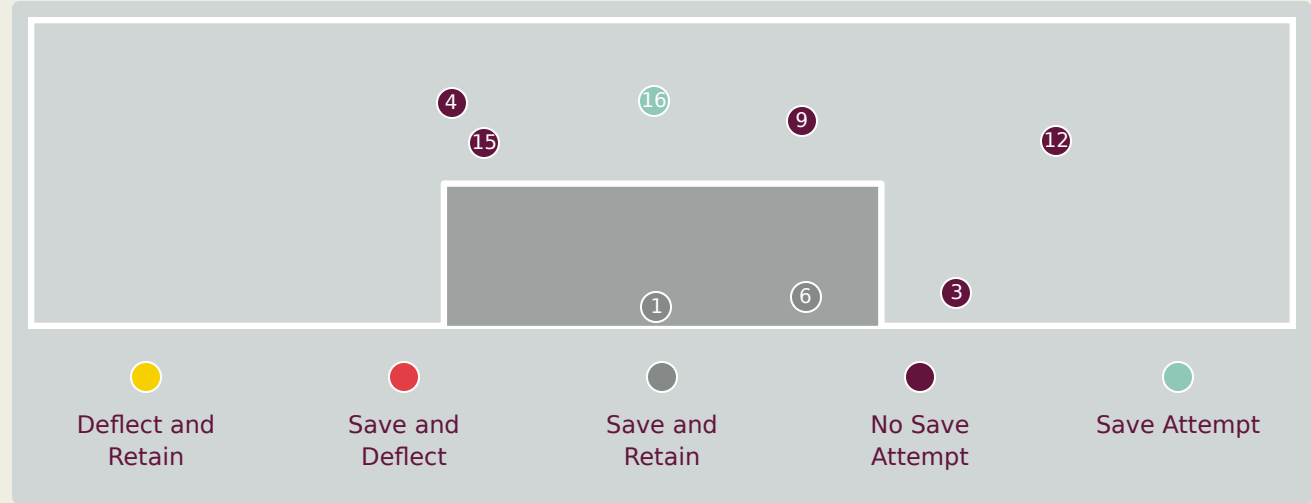
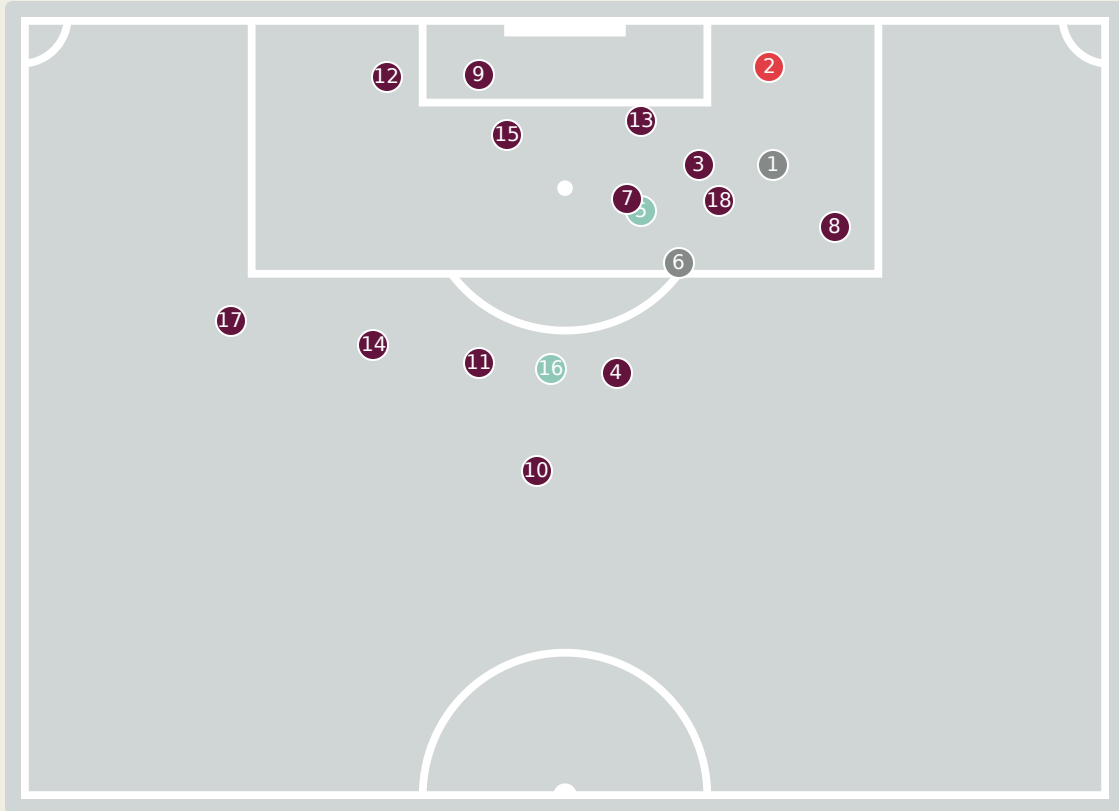


| Total Attempts on Goal Faced | Total Goal Interventions | Save & Retain | Deflect & Retain | Save & Deflect | Save Attempt | No Save Attempt |
|------------------------------|--------------------------|---------------|------------------|----------------|--------------|-----------------|
| 11 | 4 | 2 | 0 | 2 | 1 | 6 |

Morocco

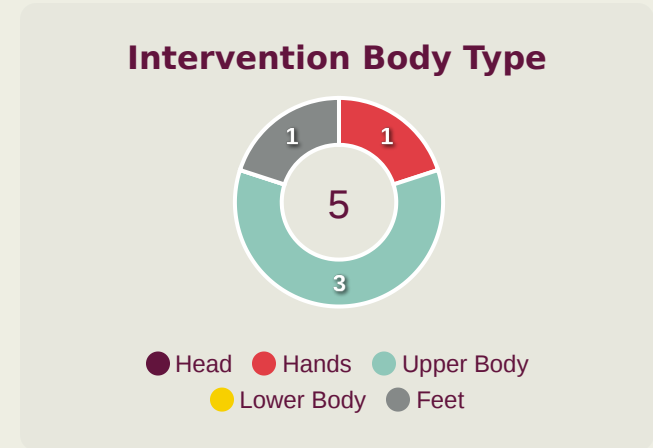
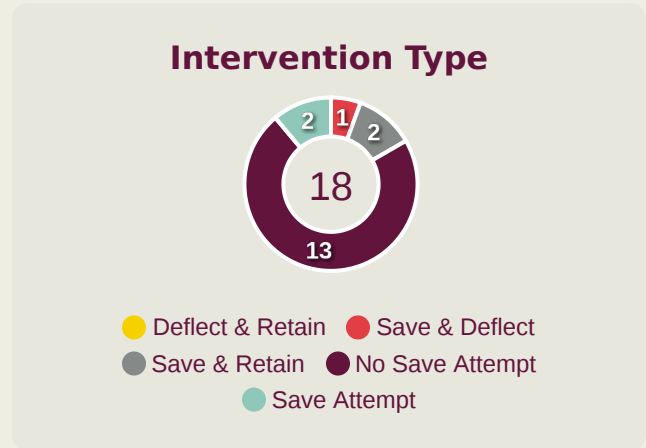


Goal Prevention



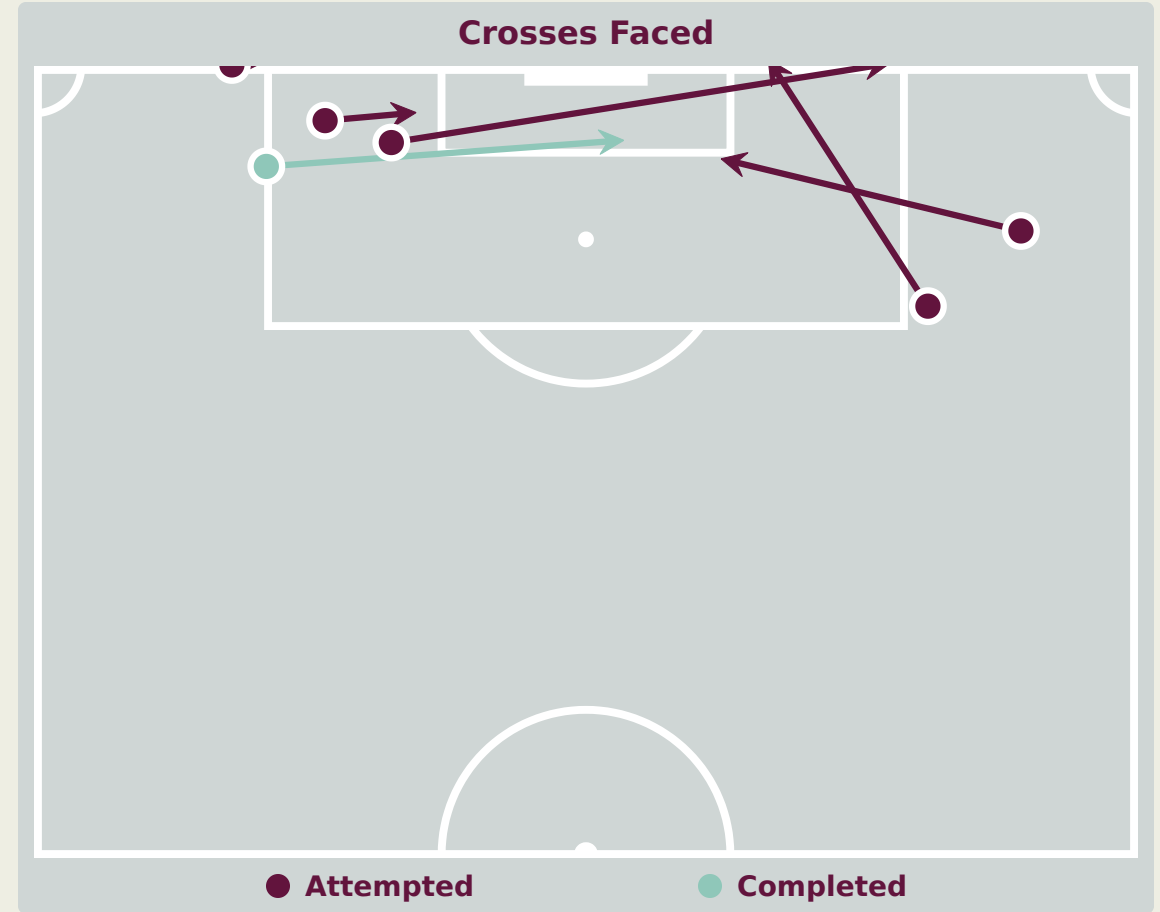
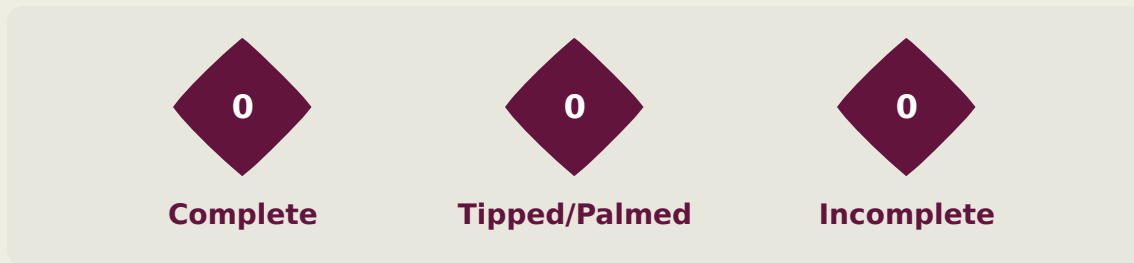
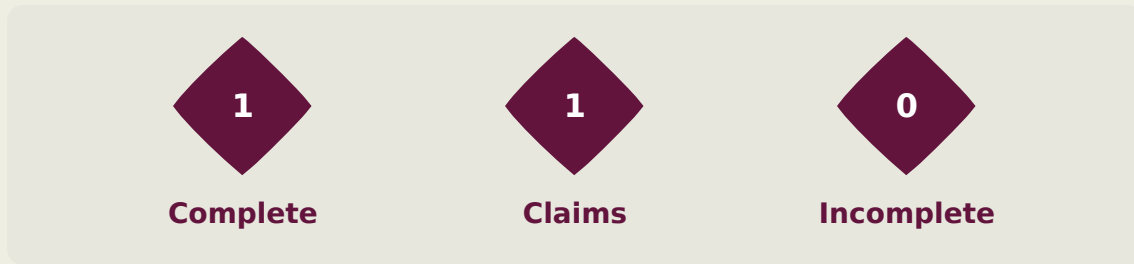
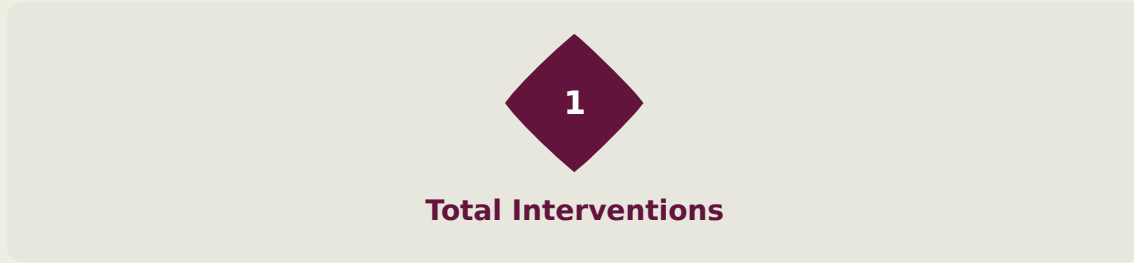
18
Total Attempts on Goal Faced

100
Save %



| Total Attempts on Goal Faced | Total Goal Interventions | Save & Retain | Deflect & Retain | Save & Deflect | Save Attempt | No Save Attempt |
|------------------------------|--------------------------|---------------|------------------|----------------|--------------|-----------------|
| 18 | 3 | 2 | 0 | 1 | 2 | 13 |

Aerial Control



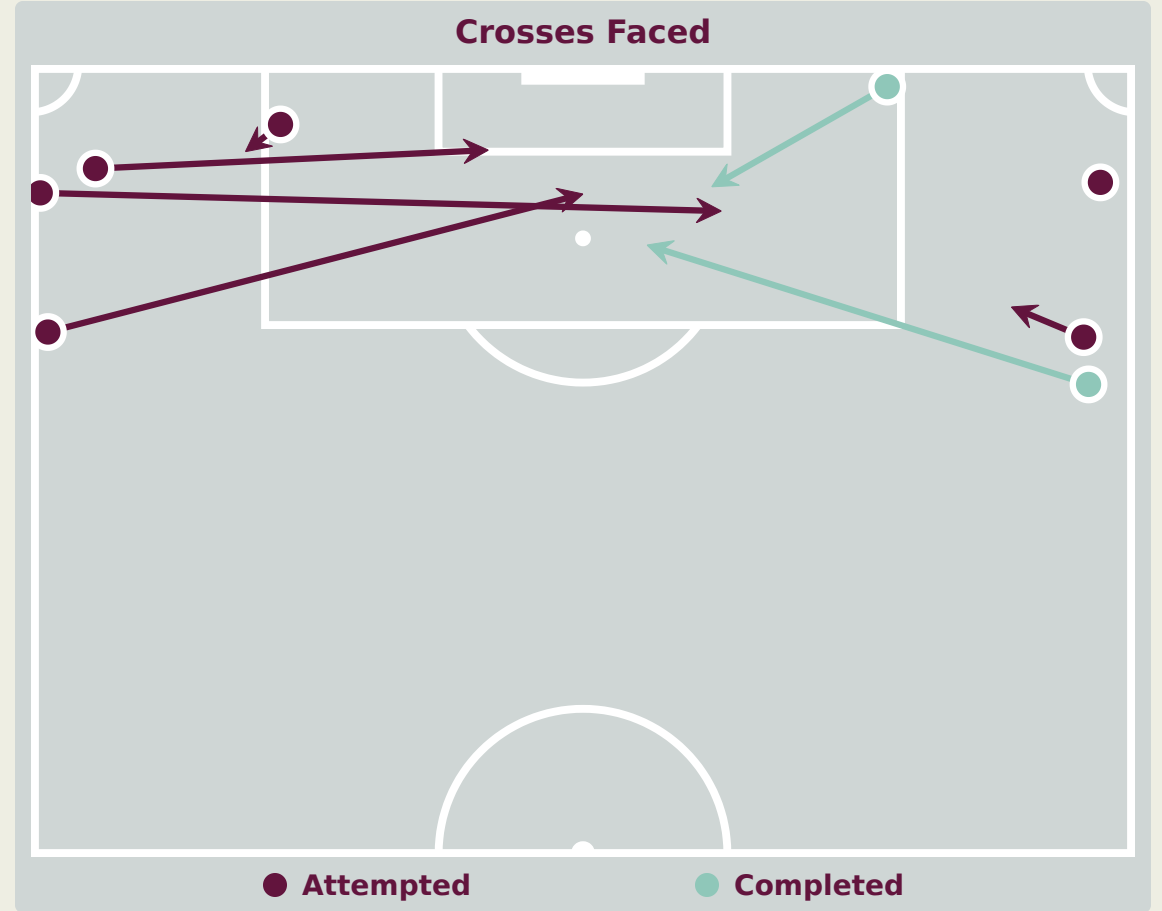
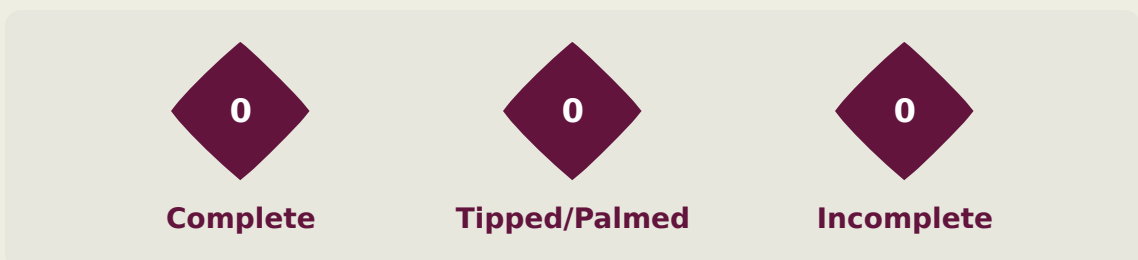
Delivery Types Faced

| Total | In Swing | Out Swing | Driven | Lofted | Cutback | Push |
|-------|----------|-----------|--------|--------|---------|------|
| 9 | 2 | 4 | 0 | 1 | 2 | 0 |

Morocco



Aerial Control



Delivery Types Faced

| Total | In Swing | Out Swing | Driven | Lofted | Cutback | Push |
|-------|----------|-----------|--------|--------|---------|------|
| 17 | 4 | 4 | 3 | 5 | 1 | 0 |

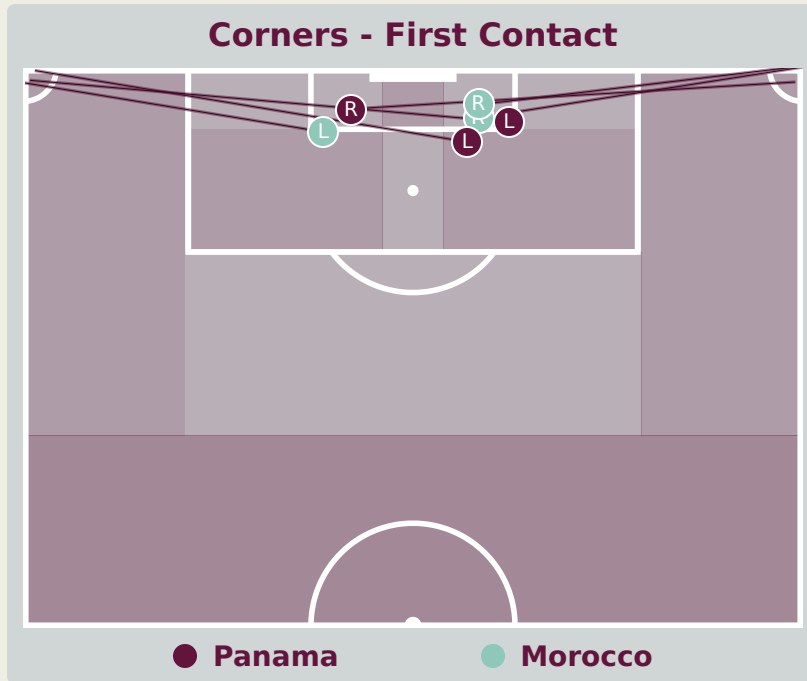
SET PLAYS



Panama v Morocco



Set Plays - Corners



| Delivery Type | From Left Side | From Right Side | Total |
|----------------------|----------------|-----------------|-------|
| Direct to Area | 3 | 3 | 6 |
| Short | 0 | 0 | 0 |
| Edge of Penalty Area | 0 | 0 | 0 |

| Delivery Style | Total |
|----------------|-------|
| Inswing | 2 |
| Outswing | 2 |
| Driven | 0 |

| Free Kicks | |
|---------------------|-------|
| Type | Total |
| Direct | 9 |
| Direct (on target) | 0 |
| Direct (off target) | 0 |
| Indirect | 7 |



| Top 5 Player First Contacts | | |
|-----------------------------|---------|-------|
| Player | Team | Total |
| KRUG Martin | Panama | 2 |
| KATIBA Mohamed Amine | Morocco | 2 |
| RYCE Anel | Panama | 1 |
| ZAHOUANI Fouad | Morocco | 1 |

Set Plays - Corners



40

Total Set Plays

9

Total Free Kicks

0

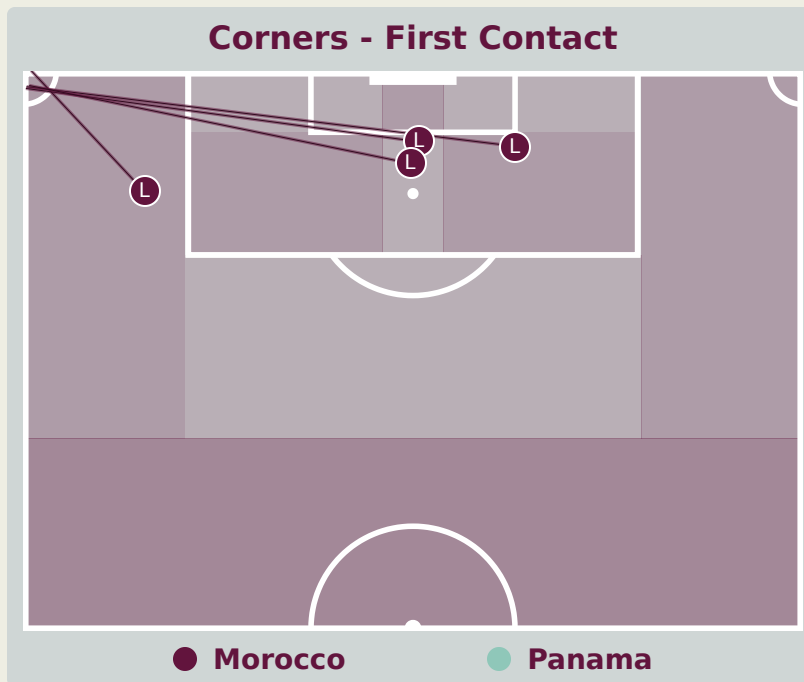
Total Penalties

4

Total Corners

27

Total Throw Ins



| Delivery Type | From Left Side | From Right Side | Total |
|----------------------|----------------|-----------------|-------|
| Direct to Area | 3 | 0 | 3 |
| Short | 1 | 0 | 1 |
| Edge of Penalty Area | 0 | 0 | 0 |

| Delivery Style | Total |
|----------------|-------|
| Inswing | 0 |
| Outswing | 3 |
| Driven | 0 |

| Free Kicks | |
|---------------------|-------|
| Type | Total |
| Direct | 8 |
| Direct (on target) | 0 |
| Direct (off target) | 0 |
| Indirect | 1 |

First Contacts on Morocco Crosses

4

By Morocco

0

By Panama

| Top 5 Player First Contacts | | |
|-----------------------------|---------|-------|
| Player | Team | Total |
| ALAOUI Anas | Morocco | 1 |
| NAZIH Imran | Morocco | 1 |
| CHLAGHMO Saifdine | Morocco | 1 |
| MAALI Abdelhamid | Morocco | 1 |

INDIVIDUAL DATA IN POSSESSION



Panama v Morocco



In Possession - Distributions

Panama



| # | Player | Passes Attempted | Passes Completed | Pass Completion % | Switches of Play | Crosses Attempted | Crosses Completed | Line Breaks Attempted | Line Breaks Completed | Line Break Completion % | Ball Progressions | Take Ons | Step Ins | Attempts at Goal | Goals |
|----|-------------------|------------------|------------------|-------------------|------------------|-------------------|-------------------|-----------------------|-----------------------|-------------------------|-------------------|----------|----------|------------------|-------|
| 1 | ROMERO Manuel | 59 | 50 | 85% | 0 | 0 | 0 | 12 | 4 | 33% | 0 | 0 | 0 | 0 | 0 |
| 2 | NEREIDA Juriel | 42 | 33 | 79% | 0 | 1 | 0 | 16 | 9 | 56% | 1 | 1 | 0 | 0 | 0 |
| 3 | KRUG Martin | 62 | 51 | 82% | 0 | 0 | 0 | 13 | 4 | 30% | 1 | 0 | 1 | 1 | 0 |
| 5 | HALL Juan | 31 | 22 | 71% | 0 | 3 | 0 | 9 | 4 | 44% | 0 | 0 | 0 | 0 | 0 |
| 6 | RYCE Anel | 40 | 31 | 78% | 0 | 0 | 0 | 13 | 8 | 61% | 3 | 1 | 2 | 3 | 0 |
| 7 | WALDER Kevin | 4 | 2 | 50% | 0 | 0 | 0 | 1 | 0 | 0% | 1 | 1 | 0 | 4 | 0 |
| 10 | MORENO Eric | 39 | 28 | 72% | 0 | 4 | 2 | 12 | 5 | 41% | 3 | 1 | 2 | 4 | 0 |
| 11 | CASTILLO Oldemar | 17 | 13 | 76% | 0 | 1 | 0 | 3 | 1 | 33% | 1 | 1 | 0 | 2 | 0 |
| 13 | DIAZ Erick | 70 | 62 | 89% | 0 | 4 | 1 | 25 | 18 | 72% | 3 | 0 | 3 | 0 | 0 |
| 16 | PIERRE Jael | 13 | 9 | 69% | 0 | 2 | 2 | 3 | 1 | 33% | 3 | 0 | 3 | 1 | 0 |
| 18 | RIOS Hector | 20 | 15 | 75% | 0 | 1 | 0 | 6 | 2 | 33% | 3 | 2 | 1 | 1 | 0 |
| 4 | GARCIA Giancarlos | 8 | 7 | 88% | 0 | 0 | 0 | 2 | 2 | 100% | 0 | 0 | 0 | 0 | 0 |
| 8 | MARTA Aldair | 5 | 4 | 80% | 0 | 0 | 0 | 2 | 1 | 50% | 0 | 0 | 0 | 1 | 0 |
| 9 | KRUG Frederick | 2 | 2 | 100% | 0 | 0 | 0 | 0 | 0 | 0% | 1 | 1 | 0 | 1 | 0 |
| 17 | GAITAN Luis | 2 | 1 | 50% | 0 | 0 | 0 | 0 | 0 | 0% | 0 | 0 | 0 | 0 | 0 |
| 20 | GOMEZ Ernesto | 4 | 4 | 100% | 0 | 1 | 1 | 0 | 0 | 0% | 0 | 0 | 0 | 0 | 0 |

In Possession - Offers & Receptions



| | | | Offer movement types | | | | | | |
|----|-------------------|--------------|----------------------|------------|-----------|-----------|-----------|-------------|-----------------|
| # | Player | Total Offers | In Front | In Between | Out to In | In to Out | In Behind | No Movement | Offers Received |
| 1 | ROMERO Manuel | 2 | 0 | 0 | 0 | 0 | 0 | 2 | 1 |
| 2 | NEREIDA Juriel | 8 | 3 | 0 | 1 | 0 | 0 | 4 | 4 |
| 3 | KRUG Martin | 5 | 0 | 0 | 0 | 0 | 0 | 5 | 2 |
| 5 | HALL Juan | 12 | 3 | 0 | 0 | 0 | 3 | 6 | 6 |
| 6 | RYCE Anel | 11 | 7 | 0 | 0 | 0 | 0 | 4 | 9 |
| 7 | WALDER Kevin | 27 | 0 | 9 | 0 | 0 | 16 | 2 | 4 |
| 10 | MORENO Eric | 36 | 17 | 15 | 0 | 1 | 1 | 2 | 14 |
| 11 | CASTILLO Oldemar | 21 | 3 | 4 | 2 | 1 | 8 | 3 | 2 |
| 13 | DIAZ Erick | 2 | 0 | 0 | 0 | 0 | 0 | 2 | 2 |
| 16 | PIERRE Jael | 46 | 1 | 1 | 0 | 1 | 30 | 13 | 6 |
| 18 | RIOS Hector | 29 | 0 | 0 | 0 | 1 | 25 | 3 | 6 |
| 4 | GARCIA Giancarlos | 0 | 0 | 0 | 0 | 0 | 0 | 0 | 0 |
| 8 | MARTA Aldair | 3 | 0 | 3 | 0 | 0 | 0 | 0 | 0 |
| 9 | KRUG Frederick | 6 | 0 | 0 | 0 | 1 | 3 | 2 | 2 |
| 17 | GAITAN Luis | 12 | 0 | 0 | 0 | 0 | 11 | 1 | 0 |
| 20 | GOMEZ Ernesto | 11 | 7 | 0 | 0 | 0 | 1 | 3 | 1 |

Morocco



In Possession - Distributions

| # | Player | Passes Attempted | Passes Completed | Pass Completion % | Switches of Play | Crosses Attempted | Crosses Completed | Line Breaks Attempted | Line Breaks Completed | Line Break Completion % | Ball Progressions | Take Ons | Step Ins | Attempts at Goal | Goals |
|----|------------------------|------------------|------------------|-------------------|------------------|-------------------|-------------------|-----------------------|-----------------------|-------------------------|-------------------|----------|----------|------------------|-------|
| 1 | BENRHOZIL Taha | 23 | 12 | 52% | 0 | 0 | 0 | 17 | 8 | 47% | 0 | 0 | 0 | 0 | 0 |
| 3 | ZAHOUANI Fouad | 24 | 15 | 62% | 0 | 1 | 0 | 14 | 7 | 50% | 0 | 0 | 0 | 0 | 0 |
| 6 | AKOUMI Mehdi | 29 | 26 | 90% | 0 | 0 | 0 | 4 | 4 | 100% | 0 | 0 | 0 | 0 | 0 |
| 7 | ALAOUI Anas | 13 | 12 | 92% | 0 | 0 | 0 | 3 | 3 | 100% | 0 | 0 | 0 | 2 | 0 |
| 8 | BOUFANDAR Adam | 8 | 8 | 100% | 0 | 0 | 0 | 1 | 1 | 100% | 0 | 0 | 0 | 1 | 0 |
| 10 | NAZIH Imran | 9 | 5 | 56% | 0 | 0 | 0 | 0 | 0 | 0% | 1 | 1 | 0 | 0 | 0 |
| 13 | CHLAGHMO Saifdine | 15 | 12 | 80% | 0 | 0 | 0 | 5 | 3 | 60% | 0 | 0 | 0 | 1 | 1 |
| 15 | EL HANNACH Naoufel | 58 | 33 | 57% | 0 | 0 | 0 | 28 | 15 | 53% | 4 | 1 | 3 | 0 | 0 |
| 17 | MAALI Abdelhamid | 27 | 19 | 70% | 0 | 4 | 3 | 13 | 8 | 61% | 5 | 1 | 4 | 3 | 0 |
| 18 | HAMONY Mohamed | 24 | 18 | 75% | 0 | 3 | 1 | 11 | 7 | 63% | 8 | 1 | 7 | 2 | 0 |
| 19 | BAKHTY Smail | 16 | 13 | 81% | 0 | 0 | 0 | 8 | 7 | 87% | 0 | 0 | 0 | 0 | 0 |
| 4 | CHAIKHOUN Ayoub | 2 | 0 | 0% | 0 | 0 | 0 | 1 | 0 | 0% | 0 | 0 | 0 | 0 | 0 |
| 5 | AIT BOUDLAL Abdelhamid | 2 | 1 | 50% | 0 | 0 | 0 | 1 | 0 | 0% | 0 | 0 | 0 | 0 | 0 |
| 11 | OUAZANE Zakaria | 3 | 2 | 67% | 0 | 0 | 0 | 0 | 0 | 0% | 0 | 0 | 0 | 0 | 0 |
| 16 | ENNAIR Ayman | 5 | 2 | 40% | 0 | 1 | 0 | 1 | 1 | 100% | 0 | 0 | 0 | 1 | 1 |
| 20 | KATIBA Mohamed Amine | 15 | 9 | 60% | 0 | 0 | 0 | 5 | 4 | 80% | 0 | 0 | 0 | 1 | 0 |

In Possession - Offers & Receptions

Morocco



| | | | Offer movement types | | | | | | |
|----|-------------------------|--------------|----------------------|------------|-----------|-----------|-----------|-------------|-----------------|
| # | Player | Total Offers | In Front | In Between | Out to In | In to Out | In Behind | No Movement | Offers Received |
| 1 | BENRHOZIL Taha | 3 | 0 | 0 | 0 | 0 | 0 | 3 | 3 |
| 3 | ZAHOUANI Fouad | 6 | 0 | 0 | 0 | 0 | 1 | 5 | 2 |
| 6 | AKOUMI Mehdi | 14 | 3 | 6 | 0 | 4 | 0 | 1 | 3 |
| 7 | ALAOUI Anas | 10 | 0 | 6 | 0 | 4 | 0 | 0 | 3 |
| 8 | BOUFANDAR Adam | 12 | 5 | 6 | 0 | 1 | 0 | 0 | 2 |
| 10 | NAZIH Imran | 38 | 2 | 17 | 1 | 2 | 15 | 1 | 4 |
| 13 | CHLAGHMO Saifdine | 3 | 0 | 0 | 0 | 0 | 0 | 3 | 2 |
| 15 | EL HANNACH Naoufel | 29 | 8 | 2 | 0 | 0 | 6 | 13 | 8 |
| 17 | MAALI Abdelhamid | 32 | 2 | 10 | 1 | 2 | 8 | 9 | 13 |
| 18 | HAMONY Mohamed | 22 | 2 | 3 | 0 | 0 | 12 | 5 | 8 |
| 19 | BAKHTY Smail | 5 | 0 | 0 | 0 | 0 | 0 | 5 | 2 |
| 4 | CHAIKHOUN Ayoub | 2 | 0 | 1 | 0 | 0 | 1 | 0 | 1 |
| 5 | AIT BOU DLAL Abdelhamid | 0 | 0 | 0 | 0 | 0 | 0 | 0 | 0 |
| 11 | OUAZANE Zakaria | 1 | 0 | 0 | 0 | 0 | 1 | 0 | 0 |
| 16 | ENNAIR Ayman | 19 | 0 | 1 | 1 | 1 | 8 | 8 | 5 |
| 20 | KATIBA Mohamed Amine | 6 | 3 | 2 | 0 | 0 | 1 | 0 | 3 |

INDIVIDUAL DATA OUT OF POSSESSION



Panama v Morocco



Out of Possession

Panama



| # | Player | Tackles Made / Won | Blocks | Interceptions | Pressing Direct | Pressing Indirect | Duels Won - Aerial | Duels Won - Physical | Possession Contests won | Clearances | Loose Ball Receptions | Pushing On | Pushing On into Pressing | Possession Regains | Possession Interrupted |
|----|-------------------|--------------------|--------|---------------|-----------------|-------------------|--------------------|----------------------|-------------------------|------------|-----------------------|------------|--------------------------|--------------------|------------------------|
| 1 | ROMERO Manuel | 0 / 0 | 0 | 0 | 0 | 0 | 0 | 0 | 0 | 0 | 1 | 0 | 0 | 6 | 0 |
| 2 | NEREIDA Juriel | 2 / 0 | 2 | 1 | 6 | 5 | 2 | 0 | 3 | 7 | 10 | 16 | 6 | 6 | 2 |
| 3 | KRUG Martin | 3 / 0 | 4 | 2 | 3 | 2 | 5 | 0 | 5 | 4 | 0 | 2 | 1 | 9 | 4 |
| 5 | HALL Juan | 5 / 0 | 3 | 0 | 3 | 6 | 2 | 0 | 3 | 6 | 6 | 19 | 2 | 6 | 6 |
| 6 | RYCE Anel | 4 / 0 | 6 | 1 | 4 | 12 | 4 | 0 | 4 | 4 | 10 | 15 | 5 | 6 | 5 |
| 7 | WALDER Kevin | 1 / 0 | 0 | 0 | 3 | 16 | 2 | 0 | 2 | 0 | 3 | 10 | 3 | 1 | 0 |
| 10 | MORENO Eric | 3 / 0 | 1 | 0 | 5 | 10 | 0 | 0 | 0 | 0 | 12 | 15 | 10 | 2 | 0 |
| 11 | CASTILLO Oldemar | 2 / 0 | 0 | 0 | 6 | 1 | 1 | 2 | 3 | 0 | 6 | 8 | 0 | 3 | 0 |
| 13 | DIAZ Erick | 9 / 0 | 0 | 1 | 12 | 4 | 2 | 0 | 2 | 1 | 5 | 11 | 9 | 2 | 5 |
| 16 | PIERRE Jael | 1 / 0 | 2 | 1 | 1 | 8 | 1 | 1 | 3 | 0 | 4 | 6 | 3 | 3 | 0 |
| 18 | RIOS Hector | 0 / 0 | 1 | 0 | 2 | 6 | 3 | 0 | 3 | 0 | 7 | 5 | 1 | 2 | 0 |
| 4 | GARCIA Giancarlos | 1 / 0 | 0 | 0 | 3 | 1 | 0 | 0 | 0 | 3 | 1 | 0 | 0 | 1 | 1 |
| 8 | MARTA Aldair | 0 / 0 | 1 | 0 | 3 | 5 | 0 | 0 | 0 | 0 | 1 | 3 | 2 | 0 | 1 |
| 9 | KRUG Frederick | 0 / 0 | 1 | 0 | 0 | 4 | 0 | 0 | 0 | 0 | 2 | 6 | 1 | 0 | 0 |
| 17 | GAITAN Luis | 0 / 0 | 0 | 0 | 0 | 4 | 0 | 0 | 0 | 0 | 1 | 1 | 0 | 0 | 0 |
| 20 | GOMEZ Ernesto | 1 / 0 | 1 | 1 | 1 | 0 | 1 | 0 | 1 | 0 | 1 | 3 | 0 | 0 | 2 |

Out of Possession

Morocco



| # | Player | Tackles Made / Won | Blocks | Interceptions | Pressing Direct | Pressing Indirect | Duels Won - Aerial | Duels Won - Physical | Possession Contests won | Clearances | Loose Ball Receptions | Pushing On | Pushing On into Pressing | Possession Regains | Possession Interrupted |
|----|-------------------------|--------------------|--------|---------------|-----------------|-------------------|--------------------|----------------------|-------------------------|------------|-----------------------|------------|--------------------------|--------------------|------------------------|
| 1 | BENRHOZIL Taha | 0 / 0 | 0 | 0 | 0 | 0 | 0 | 0 | 0 | 2 | 0 | 0 | 0 | 6 | 0 |
| 3 | ZAHOUANI Fouad | 3 / 0 | 4 | 0 | 2 | 8 | 5 | 0 | 5 | 19 | 6 | 18 | 4 | 5 | 13 |
| 6 | AKOUMI Mehdi | 6 / 0 | 3 | 0 | 8 | 15 | 3 | 0 | 5 | 4 | 7 | 32 | 4 | 6 | 6 |
| 7 | ALAOUI Anas | 4 / 0 | 0 | 0 | 4 | 12 | 4 | 0 | 4 | 0 | 2 | 8 | 8 | 2 | 0 |
| 8 | BOUFANDAR Adam | 8 / 0 | 2 | 1 | 11 | 9 | 0 | 0 | 2 | 2 | 4 | 10 | 2 | 0 | 4 |
| 10 | NAZIH Imran | 4 / 0 | 0 | 0 | 3 | 16 | 1 | 0 | 1 | 1 | 2 | 6 | 3 | 1 | 1 |
| 13 | CHLAGHMO Saifdine | 1 / 0 | 2 | 0 | 1 | 1 | 6 | 0 | 6 | 7 | 4 | 2 | 0 | 8 | 4 |
| 15 | EL HANNACH Naoufel | 5 / 0 | 6 | 0 | 8 | 16 | 2 | 0 | 2 | 5 | 10 | 12 | 8 | 3 | 5 |
| 17 | MAALI Abdelhamid | 4 / 0 | 3 | 1 | 8 | 22 | 2 | 0 | 2 | 1 | 8 | 25 | 12 | 2 | 2 |
| 18 | HAMONY Mohamed | 1 / 0 | 2 | 0 | 4 | 18 | 1 | 0 | 1 | 0 | 9 | 13 | 10 | 1 | 1 |
| 19 | BAKHTY Smail | 5 / 0 | 3 | 1 | 7 | 1 | 6 | 0 | 7 | 6 | 4 | 1 | 0 | 6 | 8 |
| 4 | CHAIKHOUN Ayoub | 0 / 0 | 0 | 0 | 0 | 1 | 0 | 0 | 0 | 0 | 0 | 0 | 0 | 0 | 0 |
| 5 | AIT BOUDDLAL Abdelhamid | 0 / 0 | 0 | 2 | 0 | 0 | 1 | 0 | 1 | 0 | 0 | 0 | 0 | 0 | 0 |
| 11 | OUAZANE Zakaria | 0 / 0 | 0 | 0 | 0 | 1 | 0 | 0 | 0 | 0 | 1 | 1 | 0 | 0 | 0 |
| 16 | ENNAIR Ayman | 0 / 0 | 0 | 0 | 0 | 3 | 0 | 0 | 0 | 0 | 2 | 9 | 3 | 0 | 0 |
| 20 | KATIBA Mohamed Amine | 4 / 0 | 0 | 1 | 4 | 8 | 1 | 0 | 1 | 2 | 5 | 7 | 5 | 3 | 0 |

INDIVIDUAL DATA PHYSICAL



Panama v Morocco



Physical Data

Panama



| # | Player | Total Distance (m) | Zone 1: 0-7 km/h (m) | Zone 2: 7-15 km/h (m) | Zone 3: 15-20 km/h (m) | Zone 4: 20-25 km/h (m) | Zone 5: 25+ km/h (m) | High Speed Runs (Zone 4) | Sprints (Zone 5) | Top Speed (km/h) |
|----|-------------------|--------------------|----------------------|-----------------------|------------------------|------------------------|----------------------|--------------------------|------------------|------------------|
| 1 | ROMERO Manuel | 5296.8 | 3985.3 | 1121.9 | 161.0 | 28.1 | 0 | 16.0 | 4.0 | 22.9 |
| 2 | NEREIDA Juriel | 9262.4 | 3946.7 | 3698.5 | 1013.3 | 481.6 | 121.3 | 86.0 | 40.0 | 29.8 |
| 3 | KRUG Martin | 9120.4 | 4096.0 | 3788.6 | 912.0 | 272.7 | 51.1 | 84.0 | 21.0 | 27.8 |
| 5 | HALL Juan | 10849.4 | 3888.4 | 4852.9 | 1586.2 | 436.1 | 85.7 | 120.0 | 34.0 | 30.6 |
| 6 | RYCE Anel | 9969.9 | 4339.9 | 4053.8 | 1010.0 | 441.7 | 124.6 | 96.0 | 33.0 | 29.7 |
| 7 | WALDER Kevin | 6160.9 | 2736.7 | 2405.2 | 631.5 | 331.5 | 56.7 | 63.0 | 32.0 | 29.8 |
| 10 | MORENO Eric | 8901.9 | 3582.1 | 3613.3 | 1359.3 | 328.5 | 19.6 | 105.0 | 23.0 | 26.8 |
| 11 | CASTILLO Oldemar | 6717.0 | 2965.6 | 2555.1 | 644.2 | 447.4 | 104.8 | 73.0 | 39.0 | 32.9 |
| 13 | DIAZ Erick | 8229.0 | 3377.2 | 3404.3 | 1083.8 | 290.5 | 72.4 | 87.0 | 22.0 | 28.3 |
| 16 | PIERRE Jael | 8252.0 | 3458.4 | 2833.7 | 1175.9 | 609.0 | 174.9 | 110.0 | 49.0 | 33.0 |
| 18 | RIOS Hector | 10161.4 | 3972.1 | 4277.9 | 1137.1 | 596.5 | 177.8 | 111.0 | 48.0 | 32.8 |
| 4 | GARCIA Giancarlos | 1785.3 | 635.2 | 790.4 | 197.6 | 135.0 | 27.3 | 18.0 | 9.0 | 26.7 |
| 8 | MARTA Aldair | 2878.2 | 748.9 | 1296.4 | 611.6 | 173.8 | 47.2 | 41.0 | 12.0 | 31.0 |
| 9 | KRUG Frederick | 3016.7 | 1413.9 | 938.8 | 336.7 | 241.3 | 86.0 | 29.0 | 16.0 | 32.1 |
| 17 | GAITAN Luis | 1639.4 | 737.2 | 611.8 | 199.0 | 46.4 | 44.9 | 17.0 | 5.0 | 30.6 |
| 20 | GOMEZ Ernesto | 2040.6 | 606.3 | 906.0 | 326.7 | 186.7 | 15.1 | 27.0 | 13.0 | 26.7 |

Physical Data

Morocco



| # | Player | Total Distance (m) | Zone 1: 0-7 km/h (m) | Zone 2: 7-15 km/h (m) | Zone 3: 15-20 km/h (m) | Zone 4: 20-25 km/h (m) | Zone 5: 25+ km/h (m) | High Speed Runs (Zone 4) | Sprints (Zone 5) | Top Speed (km/h) |
|----|-------------------------|--------------------|----------------------|-----------------------|------------------------|------------------------|----------------------|--------------------------|------------------|------------------|
| 1 | BENRHOZIL Taha | 3938.6 | 3001.2 | 733.8 | 168.6 | 35.1 | 0 | 19.0 | 3.0 | 26.9 |
| 3 | ZAHOUANI Fouad | 9734.2 | 3864.5 | 4249.0 | 1019.2 | 457.5 | 144.1 | 92.0 | 40.0 | 29.1 |
| 6 | AKOUMI Mehdi | 11116.6 | 3536.2 | 5262.6 | 1863.1 | 420.2 | 34.5 | 141.0 | 36.0 | 30.7 |
| 7 | ALAOUI Anas | 8282.2 | 3953.1 | 3046.2 | 877.9 | 365.2 | 38.9 | 76.0 | 26.0 | 28.7 |
| 8 | BOUFANDAR Adam | 6974.5 | 2335.0 | 3403.5 | 919.9 | 282.5 | 33.5 | 78.0 | 22.0 | 26.9 |
| 10 | NAZIH Imran | 7531.4 | 2786.6 | 3051.0 | 1203.5 | 413.5 | 76.8 | 102.0 | 31.0 | 29.7 |
| 13 | CHLAGHMO Saifdine | 8694.0 | 3268.1 | 4200.9 | 898.1 | 246.9 | 79.1 | 95.0 | 23.0 | 28.2 |
| 15 | EL HANNACH Naoufel | 10112.1 | 4065.0 | 3918.4 | 1253.9 | 661.3 | 213.4 | 101.0 | 48.0 | 31.5 |
| 17 | MAALI Abdelhamid | 10896.1 | 3795.1 | 4949.0 | 1427.4 | 627.6 | 95.9 | 121.0 | 41.0 | 31.3 |
| 18 | HAMONY Mohamed | 8642.3 | 4062.8 | 2992.0 | 904.9 | 477.1 | 206.6 | 81.0 | 37.0 | 33.6 |
| 19 | BAKHTY Smail | 9367.1 | 3394.6 | 4374.4 | 1131.5 | 418.7 | 48.7 | 104.0 | 39.0 | 29.2 |
| 4 | CHAIKHOUN Ayoub | 1047.4 | 268.7 | 341.6 | 280.0 | 150.2 | 7.0 | 20.0 | 9.0 | 27.2 |
| 5 | AIT BOU DLAL Abdelhamid | 846.1 | 329.9 | 328.0 | 107.9 | 40.4 | 39.9 | 9.0 | 3.0 | 28.7 |
| 11 | OUAZANE Zakaria | 1531.7 | 682.4 | 547.4 | 145.1 | 108.3 | 48.6 | 12.0 | 7.0 | 29.9 |
| 16 | ENNAIR Ayman | 3682.1 | 1314.9 | 1412.5 | 574.4 | 324.8 | 56.3 | 50.0 | 21.0 | 30.5 |
| 20 | KATIBA Mohamed Amine | 3567.8 | 1133.5 | 1371.5 | 756.4 | 190.9 | 116.0 | 55.0 | 16.0 | 30.6 |

