



U-17 WORLD CUP  
**INDONESIA 2023**



**Indonesia 1 - 1 Panama**

Group A - Match 13  
13 November 2023  
19:00 Kick Off

Gelora Bung Tomo Stadium

**POST MATCH SUMMARY REPORT**

# Match Summary - Teams



## Indonesia



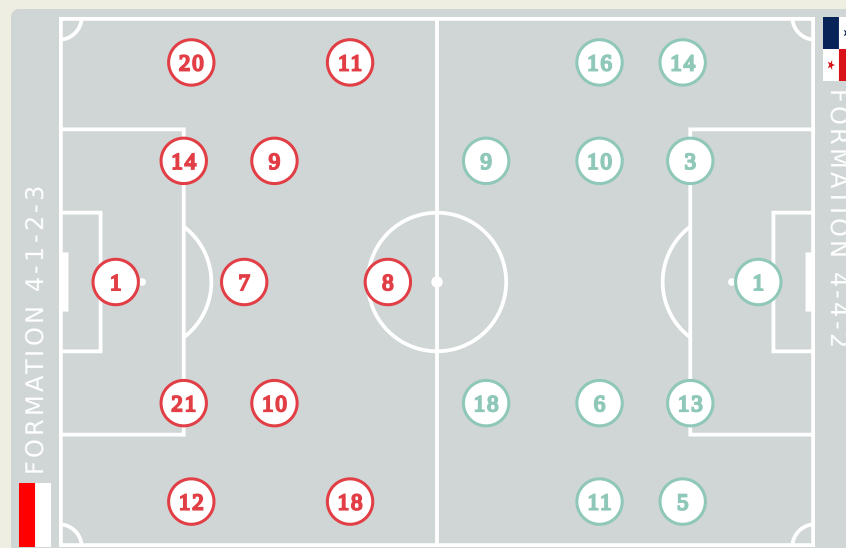
## Panama

### STARTING

|    |    |                     |         |
|----|----|---------------------|---------|
| 1  | GK | AL GIFFARI Ikram    |         |
| 7  | DF | DENNIS Figo         | ↓ 64'   |
| 8  | FW | PURWANTO Arkhan     | ⚽ 54'   |
| 9  | MF | RIZKY Kafiatur      | ↓ 46'   |
| 10 | MF | BIN Ji Da           | ↓ 64'   |
| 11 | MF | AFRISAL Riski       | ⚪ 74'   |
| 12 | DF | JARDIM Welber       |         |
| 14 | DF | ZAKY Sulthan        |         |
| 18 | MF | PAHLEVI Jehan       | ↓ 46'   |
| 20 | DF | AKBAR Habil         | ↓ 90+3' |
| 21 | DF | GWIJANGGE Iqbal (C) |         |

### SUBSTITUTES

|    |    |                 |         |
|----|----|-----------------|---------|
| 13 | GK | FATHIR Andrika  |         |
| 15 | GK | TOFANI Rifky    |         |
| 2  | DF | NURVIAT Rizdjar | ↑ 90+3' |
| 3  | DF | SHOUTER Tonci   |         |
| 4  | DF | PANGESTU Andre  |         |
| 5  | FW | ZIDAN Achmad    | ↑ 64'   |
| 6  | MF | RAMADHAN Hanif  | ↑ 64'   |
| 16 | MF | BRKIC Amar      | ↑ 46'   |
| 17 | FW | ASYURA Nabil    | ↑ 46'   |
| 19 | FW | RAHMAN Aulia    |         |



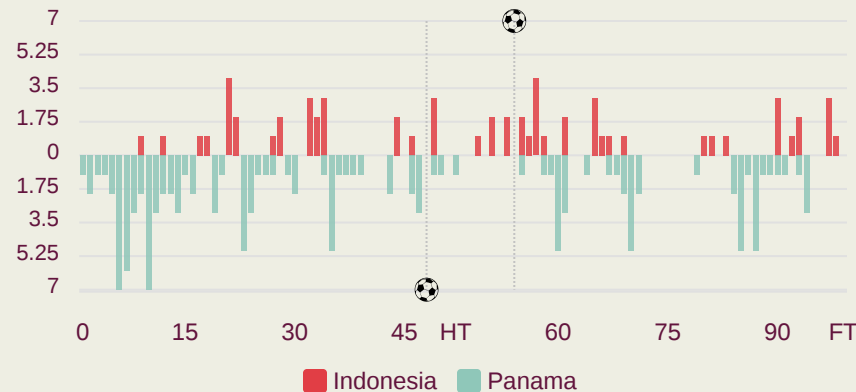
### STARTING

|               |                |                  |    |    |
|---------------|----------------|------------------|----|----|
| ROMERO Manuel | GK             | 1                |    |    |
| KRUG Martin   | DF             | 3                |    |    |
| ⚪ 83'         | HALL Juan      | DF               | 5  |    |
|               | RYCE Anel      | MF               | 6  |    |
| ↓ 69'         | KRUG Frederick | FW               | 9  |    |
| ↓ 87'         | MORENO Eric    | MF               | 10 |    |
| ↓ 87'         | ⚽ 45+3'        | CASTILLO Oldemar | MF | 11 |
|               | DIAZ Erick     | DF               | 13 |    |
| ⚪ 46'         | ↓ 46'          | (C) JIMENEZ Juan | DF | 14 |
|               | ↓ 46'          | PIERRE Jael      | DF | 16 |
|               |                | RIOS Hector      | MF | 18 |

### SUBSTITUTES

|                   |       |               |    |    |
|-------------------|-------|---------------|----|----|
| DAVID Said        | GK    | 12            |    |    |
| RUIZ Alberto      | GK    | 21            |    |    |
| NEREIDA Juriel    | DF    | 2             |    |    |
| GARCIA Giancarlos | DF    | 4             |    |    |
| ⚪ 53'             | ↑ 46' | WALDER Kevin  | FW | 7  |
|                   | ↑ 69' | MARTA Aldair  | MF | 8  |
|                   | ↑ 46' | PIERRE Joshua | MF | 15 |
|                   | ↑ 87' | GAITAN Luis   | FW | 17 |
|                   |       | TOVARES Kahir | DF | 19 |
| ↑ 87'             |       | GOMEZ Ernesto | MF | 20 |

### Distribution in the Final Third



# Match Summary - Key Statistics



## Possession

| Total     | 36.8%  | 10.7% | 52.5% | Total     |
|-----------|--|-------|-------|-----------|
| 1         | Goals  |       |       | 1         |
| 8 (4)     | Attempts at Goal (On Target)                   |       |       | 13 (1)    |
| 346 (280) | Total Passes (Complete)                        |       |       | 434 (372) |
| 81 %      | Pass Completion %                              |       |       | 86 %      |
| 72        | Completed Line Breaks                          |       |       | 80        |
| 7         | Defensive Line Breaks                          |       |       | 6         |
| 47        | Receptions in the Final Third                  |       |       | 105       |
| 13        | Crosses  |       |       | 19        |
| 22        | Ball Progressions                              |       |       | 17        |
| 187 (54)  | Defensive Pressures Applied (Direct Pressures) |       |       | 187 (64)  |
| 49        | Forced Turnovers                               |       |       | 43        |
| 58        | Second Balls                                   |       |       | 73        |
| 117.6 km  | Total Distance Covered                         |       |       | 107.4 km  |
| 5.5 km    | Zone 4 - Low Speed Sprinting: 20-25 km/h       |       |       | 4.4 km    |



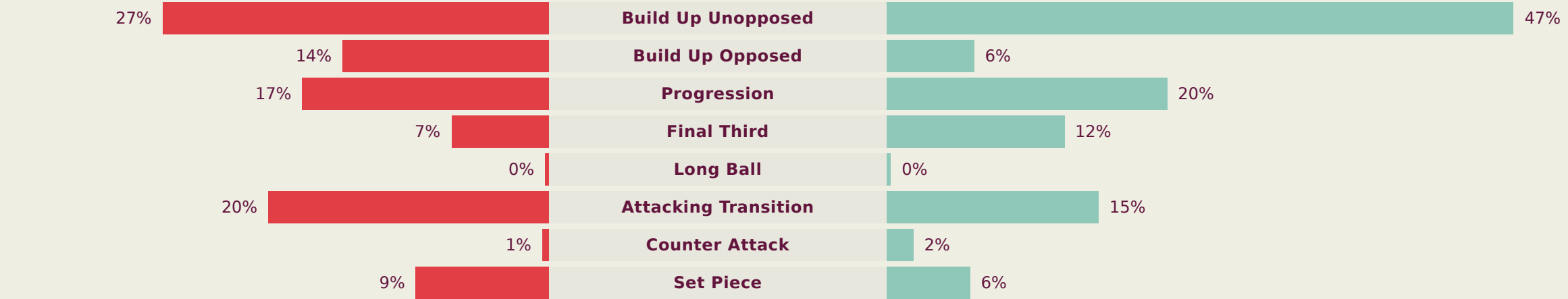
Indonesia

## Phases of Play

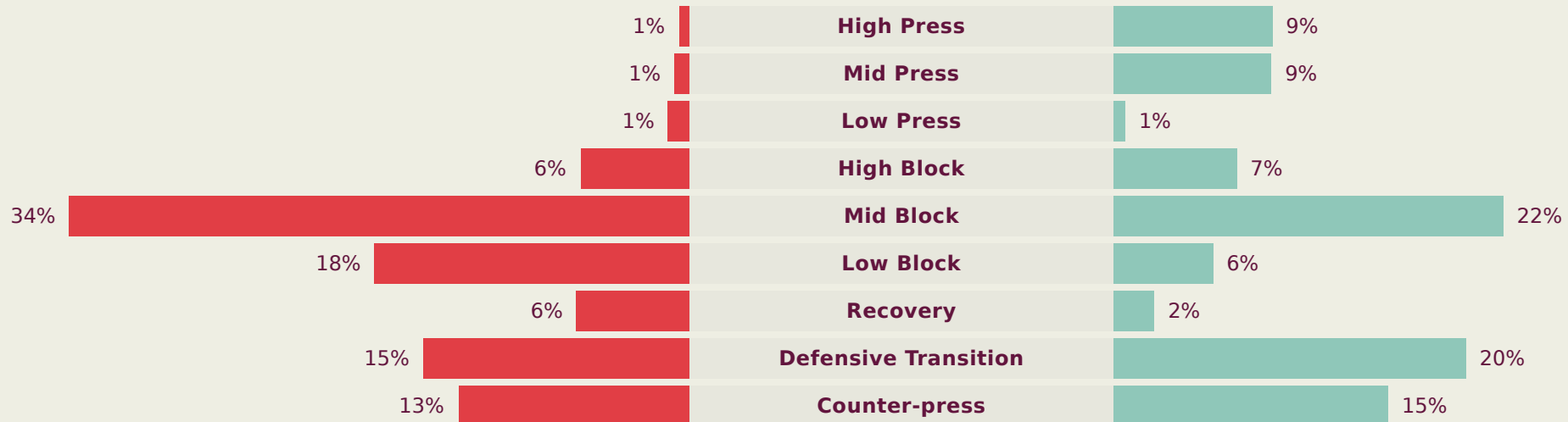
Panama



### IN POSSESSION



### OUT OF POSSESSION



# IN POSSESSION

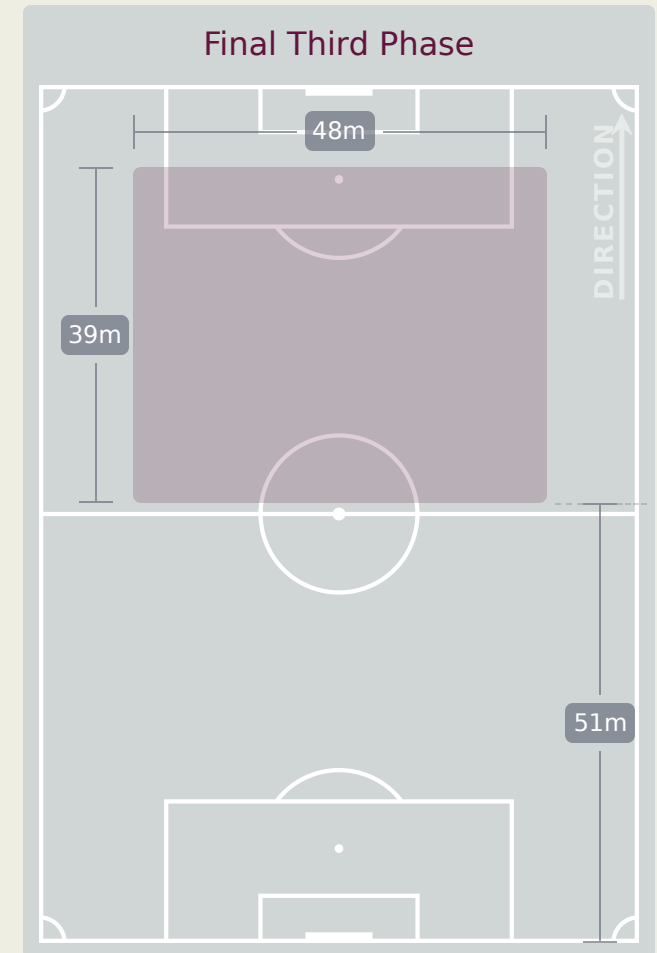
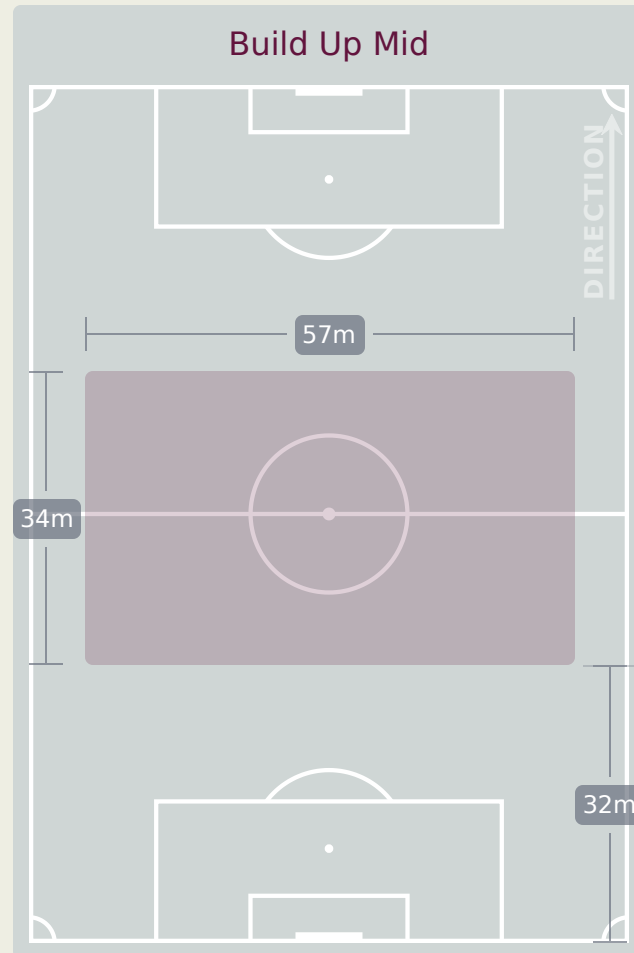
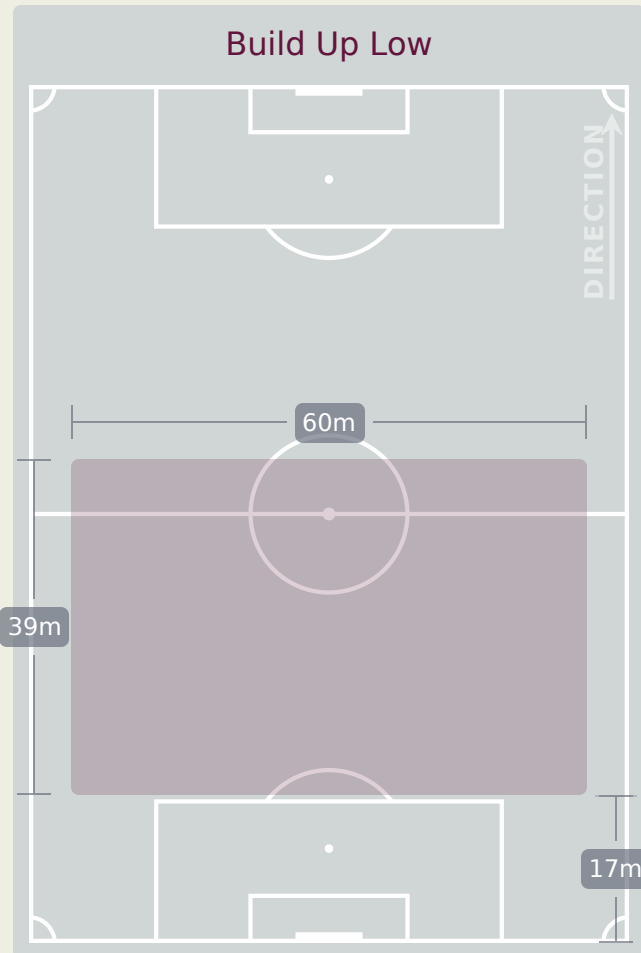


Indonesia v Panama



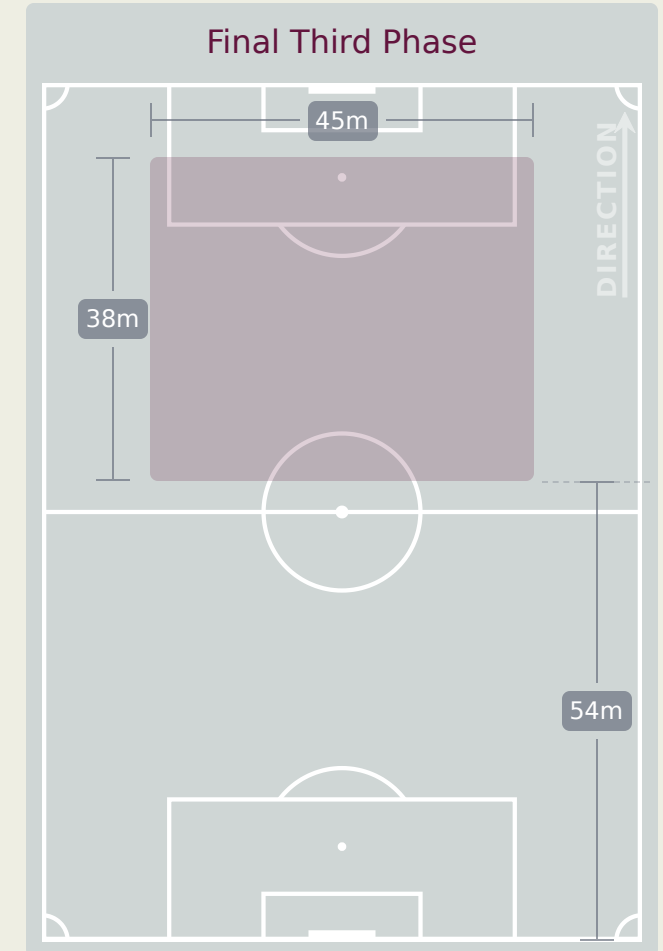
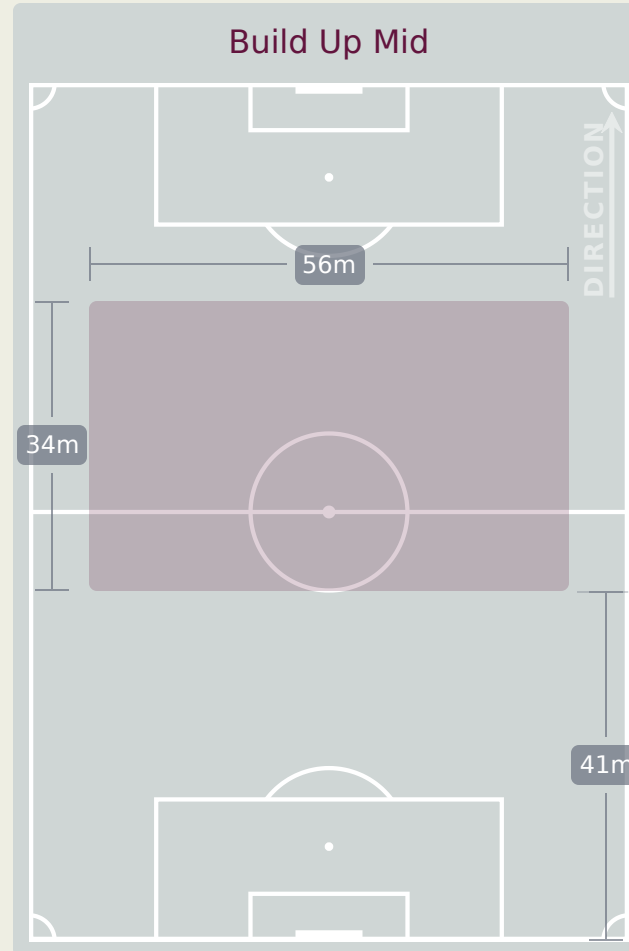
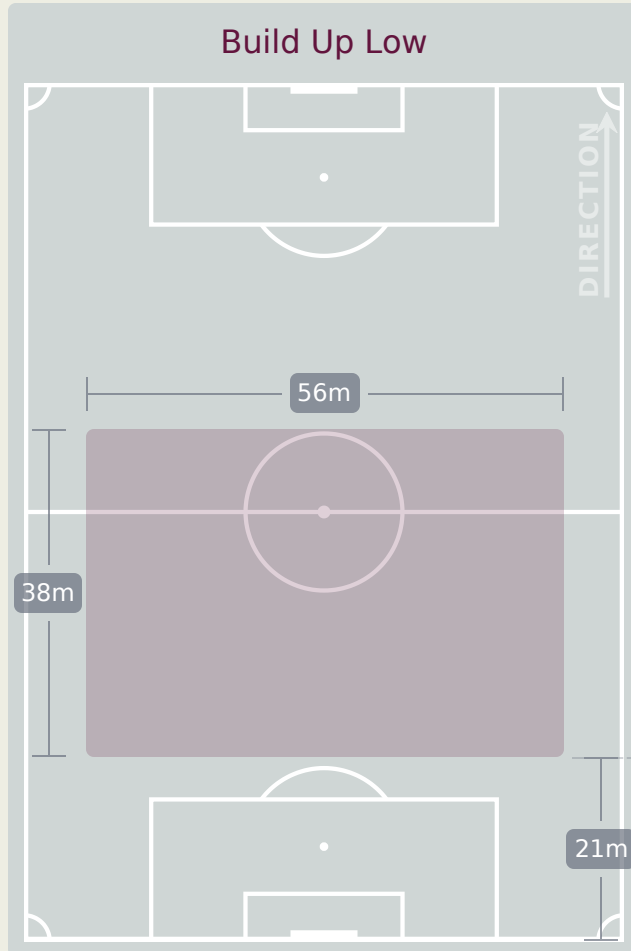
# In Possession Line Height & Team Length

Indonesia



# In Possession Line Height & Team Length

Panama



# Line Breaks

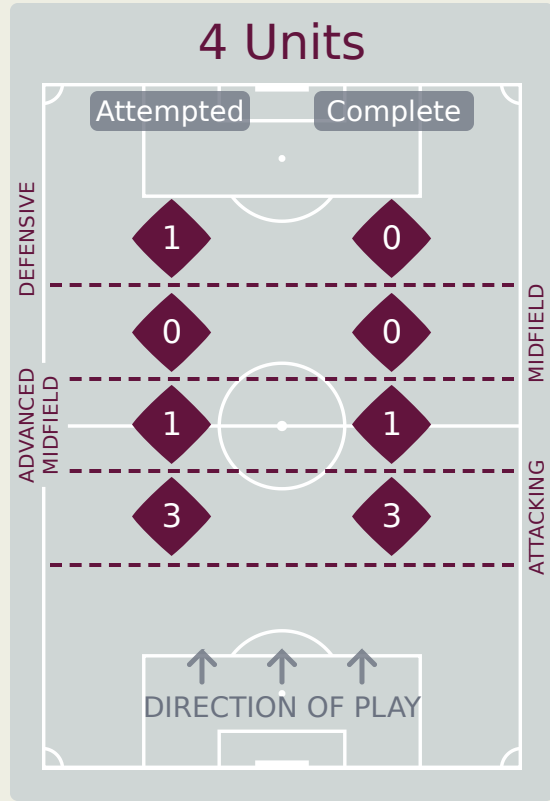


Attempted Line Breaks  
**102**

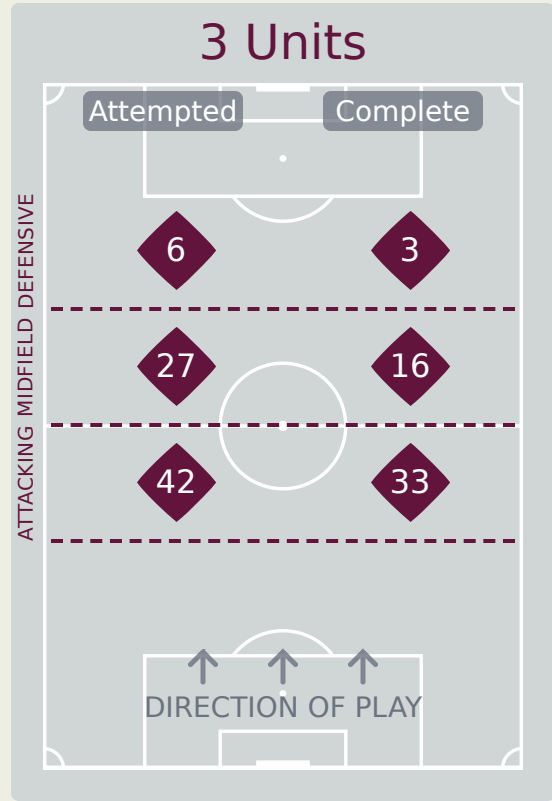
31 Attempted ↑ 26 Complete

30 Attempted ↻ 26 Complete

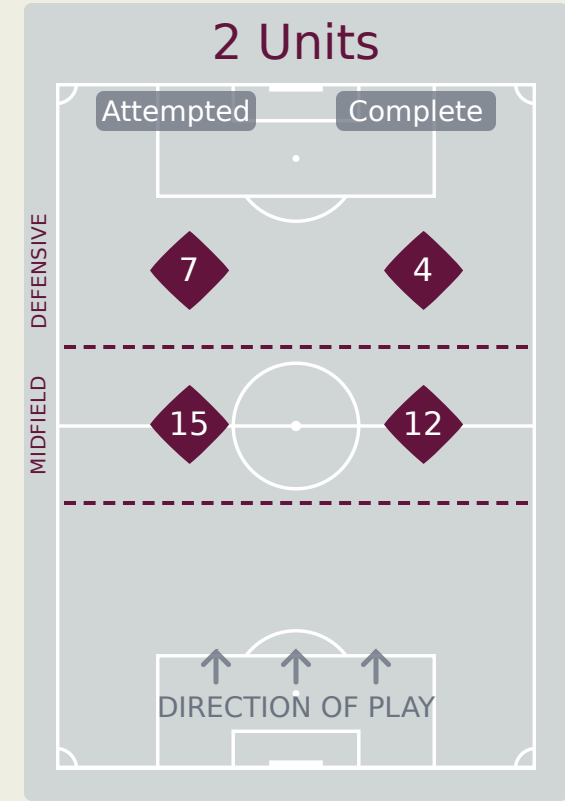
41 Attempted ↺ 20 Complete



Attempted Line Breaks 5  
Inside Shape 2  
Outside Shape 3



Attempted Line Breaks 75  
Inside Shape 50  
Outside Shape 25



Attempted Line Breaks 22  
Inside Shape 17  
Outside Shape 5



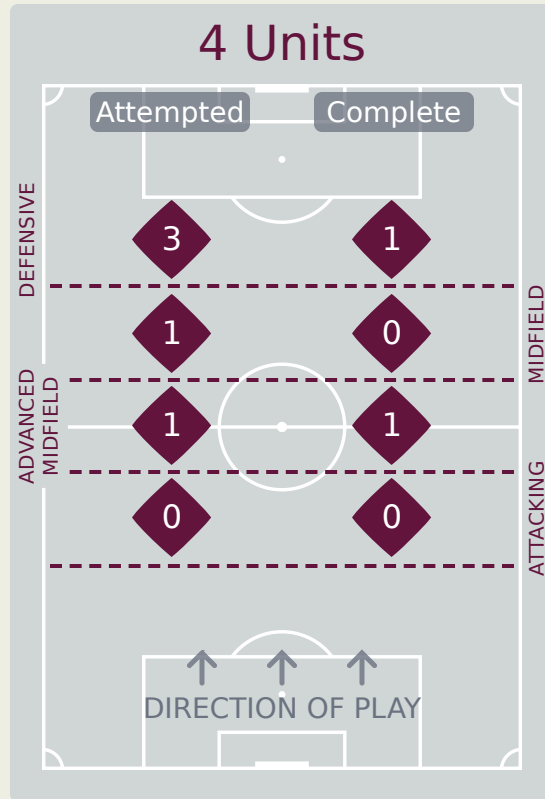
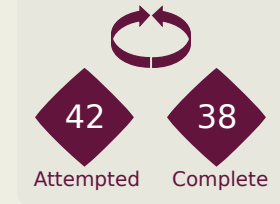
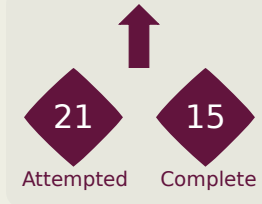
# Line Breaks



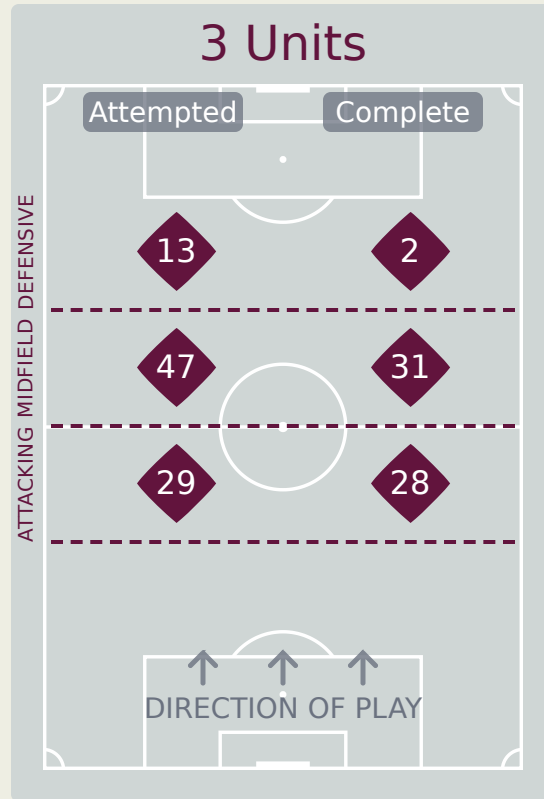
Panama

Attempted Line Breaks

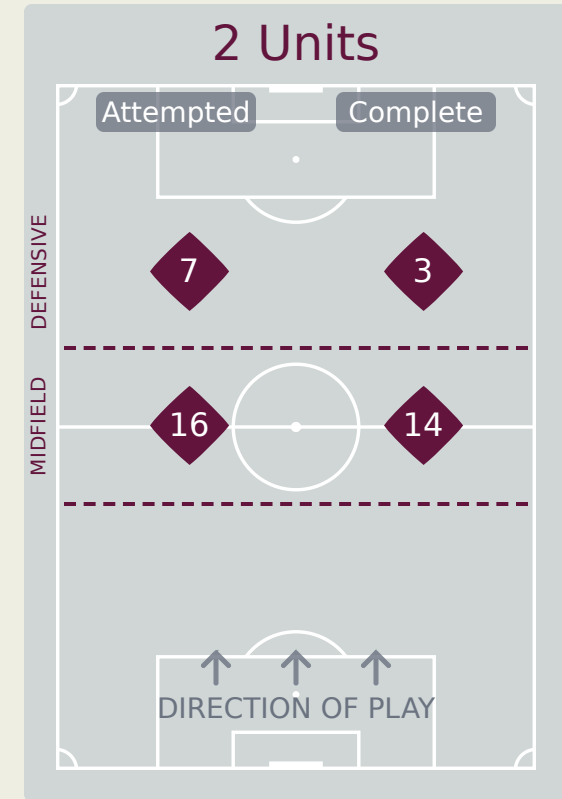
117



|                       |   |
|-----------------------|---|
| Attempted Line Breaks | 5 |
| Inside Shape          | 4 |
| Outside Shape         | 1 |



|                       |    |
|-----------------------|----|
| Attempted Line Breaks | 89 |
| Inside Shape          | 42 |
| Outside Shape         | 47 |



|                       |    |
|-----------------------|----|
| Attempted Line Breaks | 23 |
| Inside Shape          | 14 |
| Outside Shape         | 9  |

## Line Breaks

Indonesia



|    |                  |                       |                       |                         | 4 Units        |                         |               |                | 3 Units        |               |                | 2 Units       |                | Direction |        |      | Distribution Type |       |                  |
|----|------------------|-----------------------|-----------------------|-------------------------|----------------|-------------------------|---------------|----------------|----------------|---------------|----------------|---------------|----------------|-----------|--------|------|-------------------|-------|------------------|
| #  | Player           | Line Breaks Attempted | Line Breaks Completed | Line Break Completion % | Attacking Line | Attacking Midfield Line | Midfield Line | Defensive Line | Attacking Line | Midfield Line | Defensive Line | Midfield Line | Defensive Line | Through   | Around | Over | Pass              | Cross | Ball Progression |
| 1  | AL GIFFARI Ikram | 8                     | 5                     | 62%                     | 1              | 0                       | 0             | 0              | 6              | 1             | 0              | 0             | 0              | 1         | 0      | 7    | 8                 | 0     | 0                |
| 7  | DENNIS Figo      | 6                     | 6                     | 100%                    | 0              | 0                       | 0             | 0              | 3              | 0             | 1              | 2             | 0              | 2         | 2      | 2    | 6                 | 0     | 0                |
| 8  | PURWANTO Arkhan  | 0                     | 0                     | 0%                      | 0              | 0                       | 0             | 0              | 0              | 0             | 0              | 0             | 0              | 0         | 0      | 0    | 0                 | 0     | 0                |
| 9  | RIZKY Kafiatur   | 5                     | 4                     | 80%                     | 0              | 0                       | 0             | 0              | 1              | 3             | 0              | 1             | 0              | 2         | 3      | 0    | 4                 | 0     | 1                |
| 10 | BIN Ji Da        | 4                     | 4                     | 100%                    | 0              | 0                       | 0             | 0              | 2              | 2             | 0              | 0             | 0              | 3         | 1      | 0    | 3                 | 0     | 1                |
| 11 | AFRISAL Riski    | 6                     | 4                     | 66%                     | 0              | 0                       | 0             | 0              | 0              | 1             | 2              | 1             | 2              | 1         | 2      | 3    | 4                 | 2     | 0                |
| 12 | JARDIM Welber    | 23                    | 14                    | 60%                     | 0              | 0                       | 0             | 1              | 9              | 8             | 1              | 4             | 0              | 6         | 5      | 12   | 17                | 4     | 2                |
| 14 | ZAKY Sulthan     | 13                    | 9                     | 69%                     | 1              | 0                       | 0             | 0              | 6              | 2             | 2              | 1             | 1              | 2         | 5      | 6    | 11                | 0     | 2                |
| 18 | PAHLEVI Jehan    | 2                     | 1                     | 50%                     | 0              | 0                       | 0             | 0              | 0              | 2             | 0              | 0             | 0              | 0         | 0      | 2    | 2                 | 0     | 0                |
| 20 | AKBAR Habil      | 10                    | 8                     | 80%                     | 0              | 1                       | 0             | 0              | 4              | 2             | 0              | 2             | 1              | 3         | 4      | 3    | 10                | 0     | 0                |
| 21 | GWIJANGGE Iqbal  | 13                    | 10                    | 76%                     | 1              | 0                       | 0             | 0              | 8              | 3             | 0              | 1             | 0              | 3         | 6      | 4    | 13                | 0     | 0                |
| 2  | NURVIAT Rizdjar  | 0                     | 0                     | 0%                      | 0              | 0                       | 0             | 0              | 0              | 0             | 0              | 0             | 0              | 0         | 0      | 0    | 0                 | 0     | 0                |
| 5  | ZIDAN Achmad     | 1                     | 0                     | 0%                      | 0              | 0                       | 0             | 0              | 0              | 0             | 0              | 0             | 1              | 0         | 0      | 1    | 0                 | 1     | 0                |
| 6  | RAMADHAN Hanif   | 5                     | 4                     | 80%                     | 0              | 0                       | 0             | 0              | 3              | 0             | 0              | 2             | 0              | 4         | 1      | 0    | 5                 | 0     | 0                |
| 16 | BRKIC Amar       | 2                     | 1                     | 50%                     | 0              | 0                       | 0             | 0              | 0              | 2             | 0              | 0             | 0              | 2         | 0      | 0    | 2                 | 0     | 0                |
| 17 | ASYURA Nabil     | 4                     | 2                     | 50%                     | 0              | 0                       | 0             | 0              | 0              | 1             | 0              | 1             | 2              | 2         | 1      | 1    | 3                 | 1     | 0                |



# Line Breaks

|    |                  |                       |                       |                         | 4 Units        |                         |               |                | 3 Units        |               |                | 2 Units       |                | Direction |        |      | Distribution Type |       |                  |
|----|------------------|-----------------------|-----------------------|-------------------------|----------------|-------------------------|---------------|----------------|----------------|---------------|----------------|---------------|----------------|-----------|--------|------|-------------------|-------|------------------|
| #  | Player           | Line Breaks Attempted | Line Breaks Completed | Line Break Completion % | Attacking Line | Attacking Midfield Line | Midfield Line | Defensive Line | Attacking Line | Midfield Line | Defensive Line | Midfield Line | Defensive Line | Through   | Around | Over | Pass              | Cross | Ball Progression |
| 1  | ROMERO Manuel    | 4                     | 0                     | 0%                      | 0              | 0                       | 1             | 1              | 0              | 0             | 2              | 0             | 0              | 0         | 0      | 4    | 4                 | 0     | 0                |
| 3  | KRUG Martin      | 17                    | 16                    | 94%                     | 0              | 0                       | 0             | 0              | 10             | 7             | 0              | 0             | 0              | 0         | 8      | 9    | 17                | 0     | 0                |
| 5  | HALL Juan        | 14                    | 5                     | 35%                     | 0              | 0                       | 0             | 0              | 1              | 8             | 2              | 0             | 3              | 1         | 3      | 10   | 13                | 1     | 0                |
| 6  | RYCE Anel        | 16                    | 10                    | 62%                     | 0              | 1                       | 0             | 1              | 3              | 7             | 2              | 2             | 0              | 6         | 4      | 6    | 15                | 1     | 0                |
| 9  | KRUG Frederick   | 1                     | 1                     | 100%                    | 0              | 0                       | 0             | 1              | 0              | 0             | 0              | 0             | 0              | 0         | 1      | 0    | 1                 | 0     | 0                |
| 10 | MORENO Eric      | 6                     | 4                     | 66%                     | 0              | 0                       | 0             | 0              | 0              | 2             | 0              | 3             | 1              | 2         | 1      | 3    | 3                 | 1     | 2                |
| 11 | CASTILLO Oldemar | 2                     | 1                     | 50%                     | 0              | 0                       | 0             | 0              | 0              | 0             | 1              | 0             | 1              | 0         | 2      | 0    | 1                 | 0     | 1                |
| 13 | DIAZ Erick       | 29                    | 27                    | 93%                     | 0              | 0                       | 0             | 0              | 9              | 12            | 1              | 6             | 1              | 4         | 16     | 9    | 27                | 1     | 1                |
| 14 | JIMENEZ Juan     | 8                     | 5                     | 62%                     | 0              | 0                       | 0             | 0              | 1              | 6             | 0              | 1             | 0              | 0         | 4      | 4    | 7                 | 1     | 0                |
| 16 | PIERRE Jael      | 5                     | 2                     | 40%                     | 0              | 0                       | 0             | 0              | 1              | 1             | 2              | 0             | 1              | 3         | 1      | 1    | 2                 | 1     | 2                |
| 18 | RIOS Hector      | 2                     | 1                     | 50%                     | 0              | 0                       | 0             | 0              | 0              | 0             | 1              | 1             | 0              | 1         | 1      | 0    | 1                 | 0     | 1                |
| 7  | WALDER Kevin     | 0                     | 0                     | 0%                      | 0              | 0                       | 0             | 0              | 0              | 0             | 0              | 0             | 0              | 0         | 0      | 0    | 0                 | 0     | 0                |
| 8  | MARTA Aldair     | 1                     | 1                     | 100%                    | 0              | 0                       | 0             | 0              | 1              | 0             | 0              | 0             | 0              | 1         | 0      | 0    | 1                 | 0     | 0                |
| 15 | PIERRE Joshua    | 10                    | 5                     | 50%                     | 0              | 0                       | 0             | 0              | 3              | 4             | 2              | 1             | 0              | 3         | 1      | 6    | 8                 | 1     | 1                |
| 17 | GAITAN Luis      | 0                     | 0                     | 0%                      | 0              | 0                       | 0             | 0              | 0              | 0             | 0              | 0             | 0              | 0         | 0      | 0    | 0                 | 0     | 0                |
| 20 | GOMEZ Ernesto    | 2                     | 2                     | 100%                    | 0              | 0                       | 0             | 0              | 0              | 0             | 0              | 2             | 0              | 0         | 0      | 2    | 2                 | 0     | 0                |

# Passing Networks

Indonesia



| #  | Passes From ↓ to → | AL GIFFARI Ikram | DENNIS Figo | PURWANTO Arkhan | RIZKY Kafiatur | BIN Ji Da | AFRISAL Riski | JARDIM Welber | ZAKY Sulthan | PAHLEVI Jehan | AKBAR Habil | GWIJANGGE Iqbal | NURVIAT Rizdjar | ZIDAN Achmad | RAMADHAN Hanif | BRKIC Amar | ASYURA Nabil |
|----|--------------------|------------------|-------------|-----------------|----------------|-----------|---------------|---------------|--------------|---------------|-------------|-----------------|-----------------|--------------|----------------|------------|--------------|
| 1  | AL GIFFARI Ikram   | 10               | 1           | 0               | 0              | 0         | 2             | 5             | 6            | 0             | 3           | 9               | 0               | 0            | 0              | 0          | 0            |
| 7  | DENNIS Figo        | 0                | 10          | 1               | 6              | 5         | 1             | 4             | 3            | 1             | 0           | 4               | 0               | 0            | 0              | 2          | 2            |
| 8  | PURWANTO Arkhan    | 0                | 2           | 10              | 1              | 4         | 1             | 1             | 0            | 1             | 0           | 0               | 0               | 0            | 2              | 0          | 0            |
| 9  | RIZKY Kafiatur     | 0                | 0           | 1               | 10             | 1         | 5             | 1             | 1            | 0             | 6           | 0               | 0               | 0            | 0              | 0          | 0            |
| 10 | BIN Ji Da          | 1                | 1           | 1               | 0              | 10        | 2             | 9             | 3            | 0             | 1           | 0               | 0               | 0            | 0              | 0          | 0            |
| 11 | AFRISAL Riski      | 0                | 0           | 2               | 3              | 0         | 10            | 0             | 0            | 0             | 3           | 0               | 0               | 0            | 1              | 0          | 0            |
| 12 | JARDIM Welber      | 0                | 3           | 0               | 1              | 3         | 0             | 10            | 1            | 3             | 0           | 2               | 0               | 4            | 4              | 0          | 5            |
| 14 | ZAKY Sulthan       | 4                | 3           | 1               | 0              | 2         | 1             | 2             | 10           | 0             | 3           | 6               | 0               | 1            | 2              | 4          | 0            |
| 18 | PAHLEVI Jehan      | 0                | 1           | 1               | 2              | 1         | 0             | 1             | 0            | 10            | 0           | 0               | 0               | 0            | 0              | 0          | 0            |
| 20 | AKBAR Habil        | 1                | 3           | 0               | 2              | 1         | 8             | 0             | 2            | 0             | 10          | 1               | 0               | 0            | 0              | 0          | 0            |
| 21 | GWIJANGGE Iqbal    | 1                | 3           | 0               | 0              | 4         | 1             | 7             | 9            | 1             | 0           | 10              | 0               | 1            | 1              | 1          | 3            |
| 2  | NURVIAT Rizdjar    | 0                | 0           | 0               | 0              | 0         | 0             | 0             | 0            | 0             | 0           | 0               | 10              | 0            | 0              | 0          | 0            |
| 5  | ZIDAN Achmad       | 0                | 0           | 0               | 0              | 0         | 0             | 2             | 2            | 0             | 0           | 1               | 0               | 10           | 1              | 0          | 1            |
| 6  | RAMADHAN Hanif     | 0                | 0           | 1               | 0              | 0         | 2             | 2             | 1            | 0             | 1           | 2               | 0               | 1            | 10             | 0          | 2            |
| 16 | BRKIC Amar         | 0                | 1           | 0               | 0              | 0         | 0             | 0             | 2            | 0             | 2           | 0               | 0               | 0            | 1              | 10         | 0            |
| 17 | ASYURA Nabil       | 1                | 0           | 3               | 0              | 1         | 0             | 2             | 0            | 0             | 1           | 2               | 0               | 0            | 0              | 0          | 10           |

| Top 5 Player to Player Passers |                 |                        |
|--------------------------------|-----------------|------------------------|
| Player                         | Passed To       | % of Total Team Passes |
| AL GIFFARI Ikram               | GWIJANGGE Iqbal | 3.5%                   |
| BIN Ji Da                      | JARDIM Welber   | 3.5%                   |
| GWIJANGGE Iqbal                | ZAKY Sulthan    | 3.5%                   |
| AKBAR Habil                    | AFRISAL Riski   | 3.1%                   |
| GWIJANGGE Iqbal                | JARDIM Welber   | 2.7%                   |

# Passing Networks



| #  | Passes From ↓ to → | ROMERO Manuel | KRUG Martin | HALL Juan | RYCE Anel | KRUG Frederick | MORENO Eric | CASTILLO Oldemar | DIAZ Erick | JIMENEZ Juan | PIERRE Jael | RIOS Hector | WALDER Kevin | MARTA Aldair | PIERRE Joshua | GAITAN Luis | GOMEZ Ernesto |
|----|--------------------|---------------|-------------|-----------|-----------|----------------|-------------|------------------|------------|--------------|-------------|-------------|--------------|--------------|---------------|-------------|---------------|
| 1  | ROMERO Manuel      | 0             | 6           | 3         | 0         | 0              | 0           | 0                | 5          | 1            | 0           | 0           | 0            | 0            | 0             | 0           | 0             |
| 3  | KRUG Martin        | 6             | 0           | 6         | 7         | 1              | 4           | 0                | 44         | 13           | 2           | 0           | 0            | 1            | 7             | 0           | 0             |
| 5  | HALL Juan          | 0             | 1           | 0         | 4         | 0              | 1           | 3                | 15         | 0            | 0           | 5           | 0            | 0            | 0             | 0           | 0             |
| 6  | RYCE Anel          | 0             | 6           | 4         | 0         | 0              | 4           | 2                | 8          | 2            | 2           | 2           | 0            | 0            | 4             | 0           | 1             |
| 9  | KRUG Frederick     | 0             | 0           | 0         | 1         | 0              | 4           | 0                | 0          | 1            | 1           | 0           | 1            | 0            | 0             | 0           | 0             |
| 10 | MORENO Eric        | 0             | 7           | 2         | 2         | 0              | 0           | 2                | 1          | 2            | 2           | 1           | 2            | 0            | 0             | 0           | 0             |
| 11 | CASTILLO Oldemar   | 0             | 0           | 3         | 1         | 0              | 1           | 0                | 1          | 0            | 0           | 1           | 0            | 1            | 1             | 0           | 0             |
| 13 | DIAZ Erick         | 0             | 41          | 22        | 6         | 0              | 2           | 2                | 0          | 2            | 1           | 0           | 0            | 2            | 1             | 0           | 0             |
| 14 | JIMENEZ Juan       | 0             | 10          | 1         | 1         | 1              | 1           | 0                | 2          | 0            | 4           | 0           | 0            | 0            | 0             | 0           | 0             |
| 16 | PIERRE Jael        | 0             | 1           | 0         | 3         | 1              | 1           | 0                | 0          | 3            | 0           | 0           | 0            | 0            | 0             | 0           | 0             |
| 18 | RIOS Hector        | 0             | 0           | 0         | 1         | 1              | 3           | 2                | 0          | 0            | 0           | 0           | 0            | 0            | 0             | 0           | 0             |
| 7  | WALDER Kevin       | 0             | 0           | 0         | 0         | 2              | 1           | 0                | 0          | 0            | 0           | 0           | 0            | 0            | 1             | 0           | 0             |
| 8  | MARTA Aldair       | 0             | 0           | 0         | 0         | 0              | 0           | 0                | 0          | 0            | 0           | 0           | 0            | 0            | 4             | 0           | 0             |
| 15 | PIERRE Joshua      | 1             | 9           | 0         | 1         | 0              | 0           | 0                | 3          | 0            | 0           | 0           | 2            | 0            | 0             | 0           | 2             |
| 17 | GAITAN Luis        | 0             | 0           | 0         | 0         | 0              | 0           | 0                | 0          | 0            | 0           | 0           | 0            | 0            | 0             | 0           | 0             |
| 20 | GOMEZ Ernesto      | 0             | 0           | 3         | 0         | 0              | 0           | 0                | 0          | 0            | 0           | 0           | 0            | 0            | 0             | 0           | 0             |


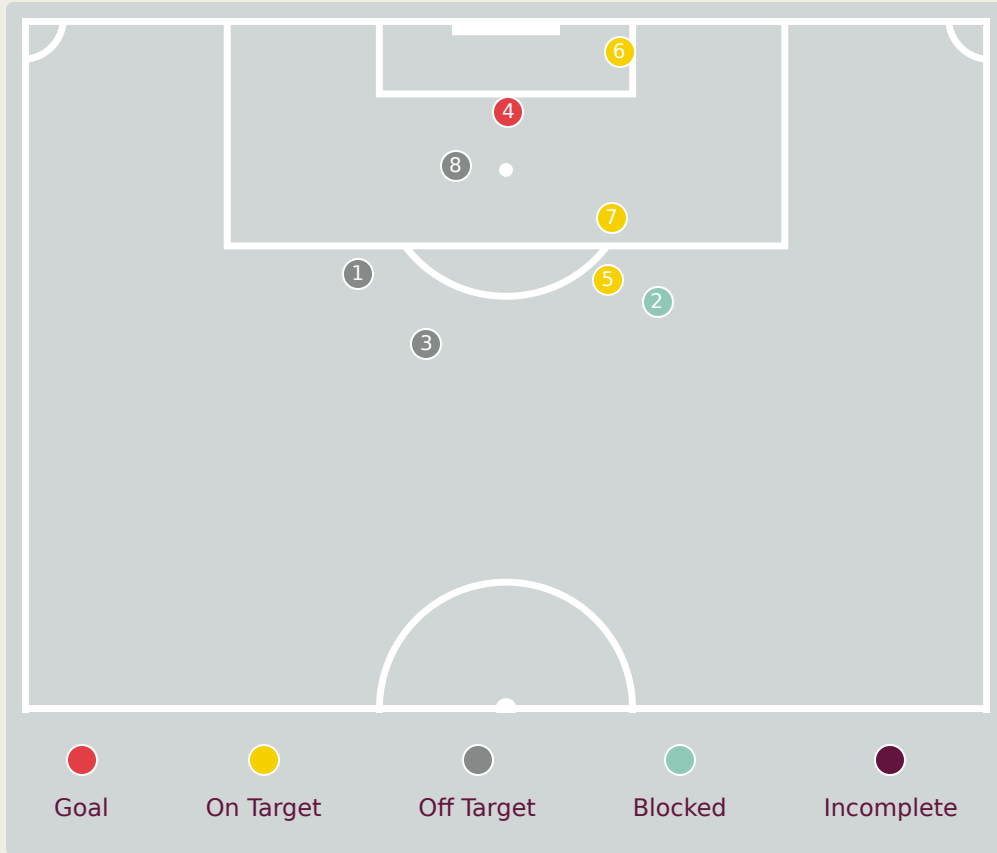
## Top 5 Player to Player Passers

| Player      | Passed To    | % of Total Team Passes |
|-------------|--------------|------------------------|
| KRUG Martin | DIAZ Erick   | 12.5%                  |
| DIAZ Erick  | KRUG Martin  | 11.6%                  |
| DIAZ Erick  | HALL Juan    | 6.2%                   |
| HALL Juan   | DIAZ Erick   | 4.3%                   |
| KRUG Martin | JIMENEZ Juan | 3.7%                   |

Indonesia



# Attempts at Goal



| Key | Outcome    | Shots |
|-----|------------|-------|
| ●   | Goals      | 1     |
| ●   | On Target  | 3     |
| ●   | Off Target | 3     |
| ●   | Blocked    | 1     |
| ●   | Incomplete | 0     |

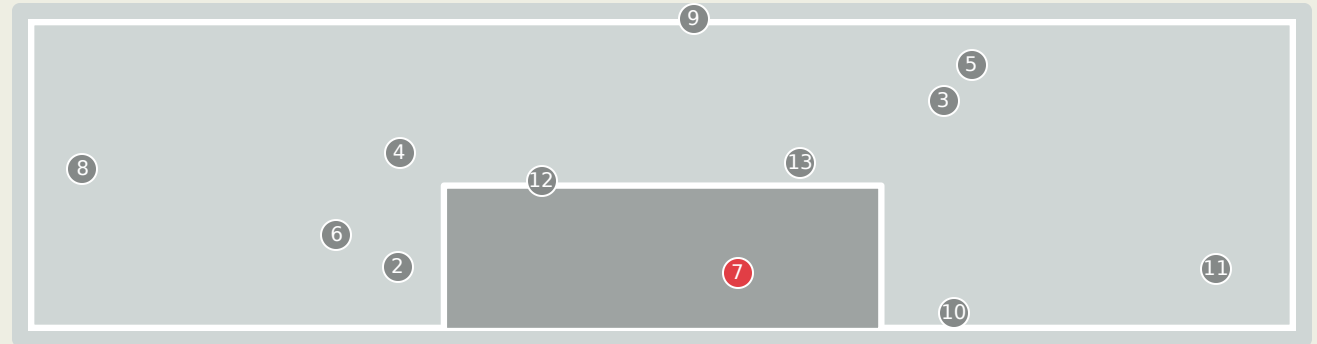
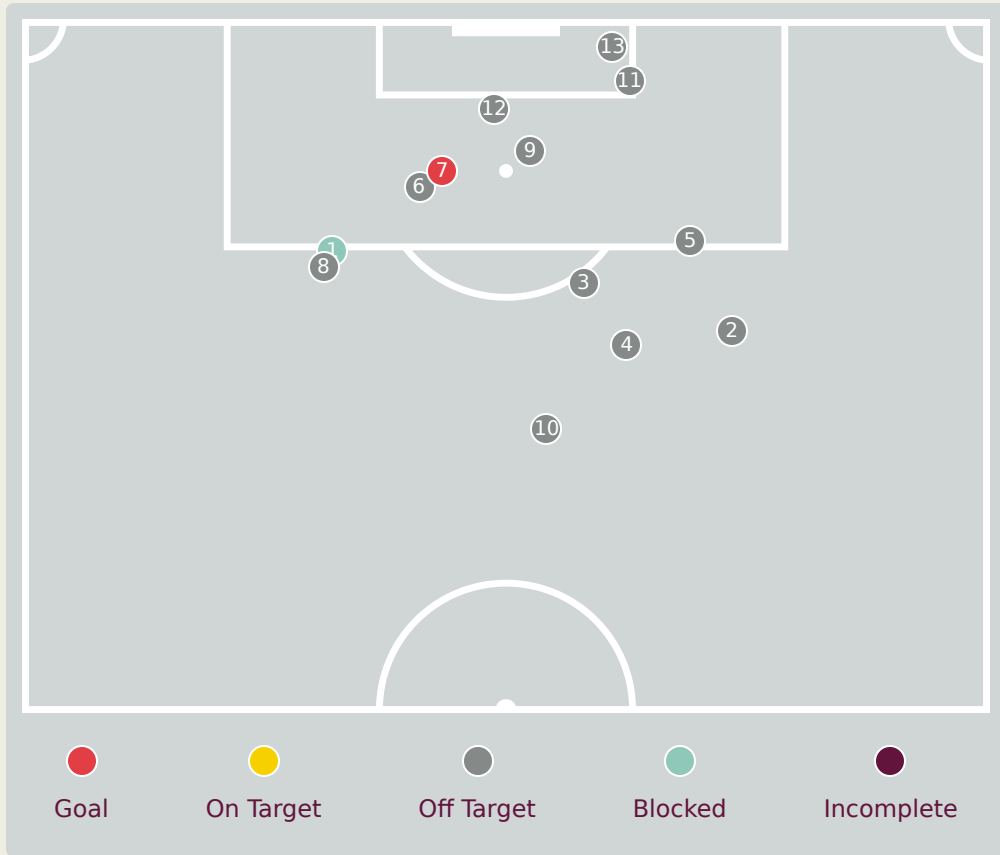
# Attempts at Goal






## Indonesia



| Time | Player             | Outcome              | Body Part  | Delivery Type |
|------|--------------------|----------------------|------------|---------------|
| 18   | 10 BIN Ji Da       | Off Target           | Right Foot | Pass          |
| 22   | 18 PAHLEVI Jehan   | Incomplete - Blocked | Left Foot  | Pass          |
| 22   | 9 RIZKY Kafiatur   | Off Target           | Left Foot  | Loose Ball    |
| 53   | 8 PURWANTO Arkhan  | On Target - Goal     | Head       | Cross         |
| 67   | 8 PURWANTO Arkhan  | On Target - Saved    | Right Foot | Pass          |
| 81   | 21 GWIJANGGE Iqbal | On Target - Saved    | Left Foot  | Loose Ball    |
| 93   | 6 RAMADHAN Hanif   | On Target - Saved    | Right Foot | Pass          |
| 98   | 14 ZAKY Sulthan    | Off Target           | Head       | Freekick      |

# Attempts at Goal



| Key  | Outcome    | Shots |
|--|------------|-------|
|   | Goals      | 1     |
|   | On Target  | 0     |
|   | Off Target | 11    |
|   | Blocked    | 1     |
|  | Incomplete | 0     |



Panama



# Attempts at Goal

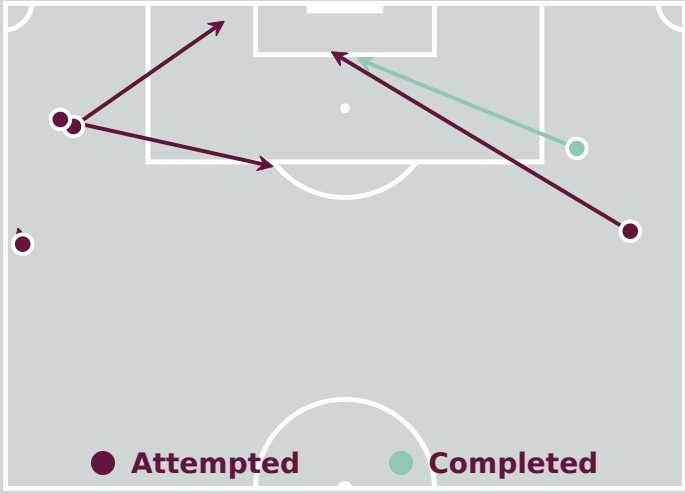
| Time | Player              | Outcome                                | Body Part  | Delivery Type    |
|------|---------------------|--|------------|------------------|
| 14   | 5 HALL Juan         | Incomplete - Blocked                   | Left Foot  | Pass             |
| 24   | 10 MORENO Eric      | Off Target                             | Right Foot | Pass             |
| 26   | 11 CASTILLO Oldemar | Off Target                             | Right Foot | Loose Ball       |
| 30   | 10 MORENO Eric      | Off Target                             | Right Foot | Loose Ball       |
| 36   | 6 RYCE Anel         | Off Target                             | Right Foot | Loose Ball       |
| 47   | 18 RIOS Hector      | Off Target                             | Head       | Cross            |
| 47   | 11 CASTILLO Oldemar | On Target - Goal                       | Right Foot | Ball Progression |
| 57   | 18 RIOS Hector      | Off Target                             | Left Foot  | Loose Ball       |
| 60   | 9 KRUG Frederick    | Deflected Off Target - Defensive Event | Left Foot  | Loose Ball       |
| 74   | 6 RYCE Anel         | Off Target                             | Right Foot | Freekick         |
| 79   | 13 DIAZ Erick       | Off Target                             | Left Foot  | Corner           |
| 85   | 18 RIOS Hector      | Off Target                             | Head       | Corner           |
| 86   | 7 WALDER Kevin      | Off Target                             | Head       | Corner           |

Indonesia

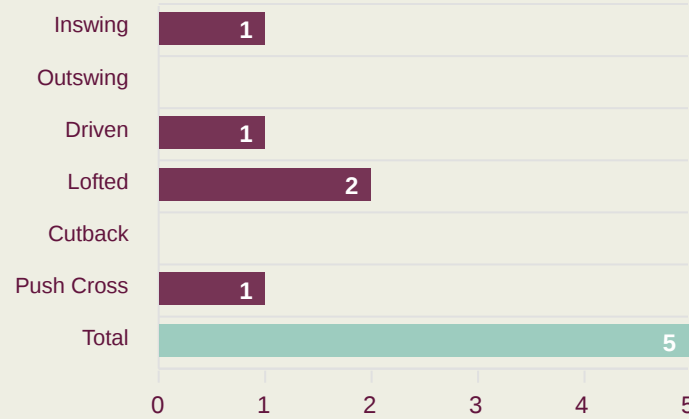


# Crosses (Open Play)

## Cross Locations

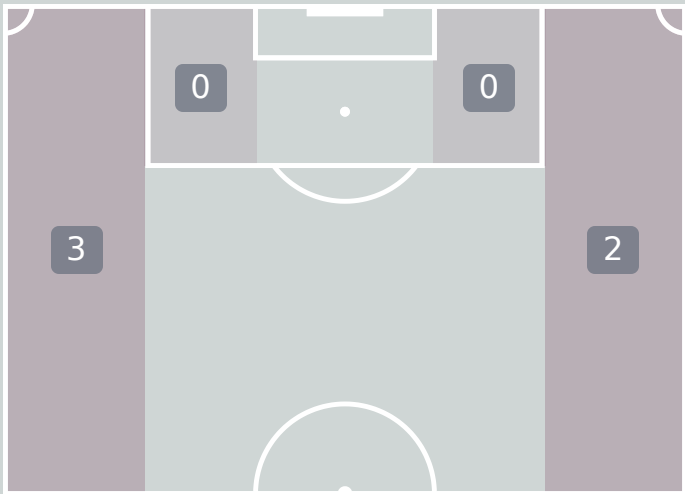


## Delivery Type



| #  | Player           | Inswing | Outswing | Driven | Lofted | Cutback | Push Cross | Total Attempted |
|----|------------------|---------|----------|--------|--------|---------|------------|-----------------|
| 1  | AL GIFFARI Ikram | 0       | 0        | 0      | 0      | 0       | 0          | 0               |
| 7  | DENNIS Figo      | 0       | 0        | 0      | 0      | 0       | 0          | 0               |
| 8  | PURWANTO Arkhan  | 0       | 0        | 0      | 0      | 0       | 0          | 0               |
| 9  | RIZKY Kafiatur   | 0       | 0        | 0      | 0      | 0       | 0          | 0               |
| 10 | BIN Ji Da        | 0       | 0        | 0      | 0      | 0       | 0          | 0               |
| 11 | AFRISAL Riski    | 0       | 0        | 0      | 0      | 0       | 1          | 1               |
| 12 | JARDIM Welber    | 1       | 0        | 0      | 1      | 0       | 0          | 2               |
| 14 | ZAKY Sulthan     | 0       | 0        | 0      | 0      | 0       | 0          | 0               |
| 18 | PAHLEVI Jehan    | 0       | 0        | 0      | 0      | 0       | 0          | 0               |
| 20 | AKBAR Habil      | 0       | 0        | 1      | 1      | 0       | 0          | 2               |
| 21 | GWIJANGGE Iqbal  | 0       | 0        | 0      | 0      | 0       | 0          | 0               |
| 2  | NURVIAT Rizdjar  | 0       | 0        | 0      | 0      | 0       | 0          | 0               |
| 5  | ZIDAN Achmad     | 0       | 0        | 0      | 0      | 0       | 0          | 0               |
| 6  | RAMADHAN Hanif   | 0       | 0        | 0      | 0      | 0       | 0          | 0               |
| 16 | BRKIC Amar       | 0       | 0        | 0      | 0      | 0       | 0          | 0               |
| 17 | ASYURA Nabil     | 0       | 0        | 0      | 0      | 0       | 0          | 0               |

## Cross Zones



Attempted

5

Completed

1

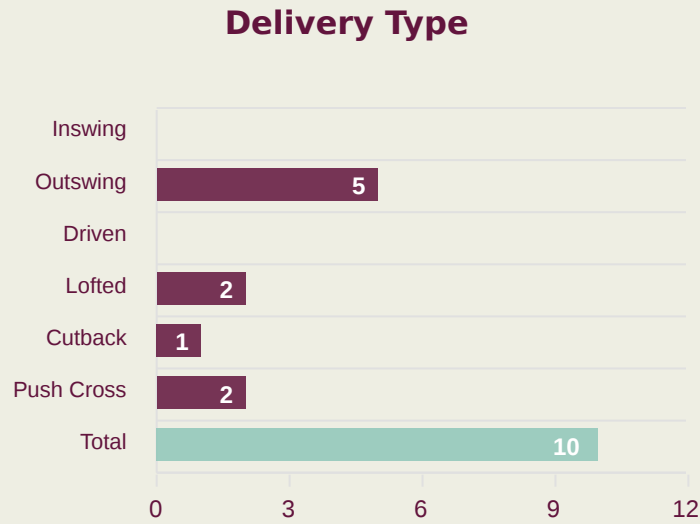
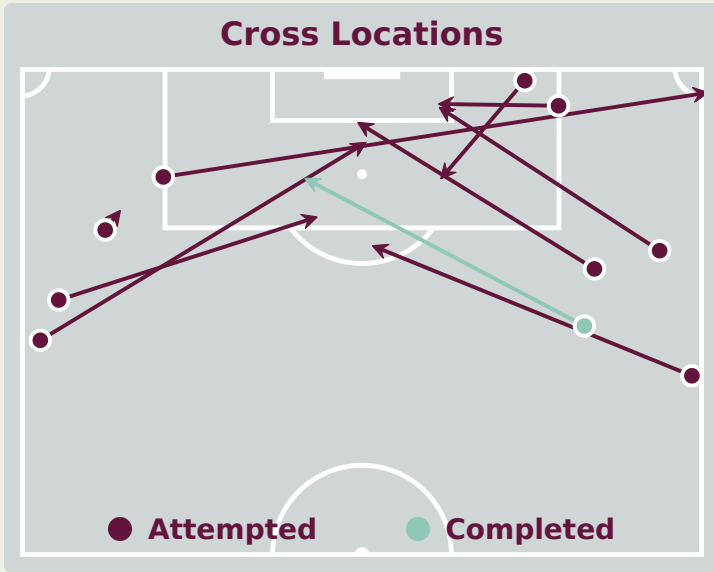
Most Crosses Attempted

2

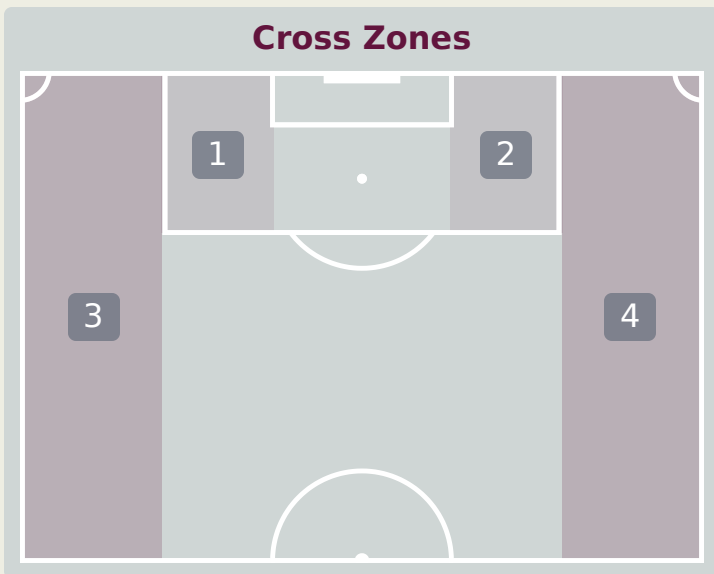
**JARDIM Welber**

RIGHT BACK

# Crosses (Open Play)



| #  | Player           | Inswing | Outswing | Driven | Lofted | Cutback | Push Cross | Total Attempted |
|----|------------------|---------|----------|--------|--------|---------|------------|-----------------|
| 1  | ROMERO Manuel    | 0       | 0        | 0      | 0      | 0       | 0          | 0               |
| 3  | KRUG Martin      | 0       | 0        | 0      | 0      | 0       | 0          | 0               |
| 5  | HALL Juan        | 0       | 3        | 0      | 1      | 0       | 0          | 4               |
| 6  | RYCE Anel        | 0       | 1        | 0      | 0      | 0       | 0          | 1               |
| 9  | KRUG Frederick   | 0       | 0        | 0      | 0      | 0       | 0          | 0               |
| 10 | MORENO Eric      | 0       | 0        | 0      | 0      | 0       | 0          | 0               |
| 11 | CASTILLO Oldemar | 0       | 0        | 0      | 0      | 0       | 0          | 0               |
| 13 | DIAZ Erick       | 0       | 0        | 0      | 0      | 0       | 0          | 0               |
| 14 | JIMENEZ Juan     | 0       | 1        | 0      | 0      | 0       | 0          | 1               |
| 16 | PIERRE Jael      | 0       | 0        | 0      | 0      | 1       | 2          | 3               |
| 18 | RIOS Hector      | 0       | 0        | 0      | 0      | 0       | 0          | 0               |
| 7  | WALDER Kevin     | 0       | 0        | 0      | 0      | 0       | 0          | 0               |
| 8  | MARTA Aldair     | 0       | 0        | 0      | 0      | 0       | 0          | 0               |
| 15 | PIERRE Joshua    | 0       | 0        | 0      | 1      | 0       | 0          | 1               |
| 17 | GAITAN Luis      | 0       | 0        | 0      | 0      | 0       | 0          | 0               |
| 20 | GOMEZ Ernesto    | 0       | 0        | 0      | 0      | 0       | 0          | 0               |



**Attempted**

**10**

**Completed**

**1**

**Most Crosses Attempted**

**4**

**HALL Juan**  
LEFT BACK

# Offering to Receive

Indonesia 

293

Total Offers Made

96

Total Offers Received

Most Offers

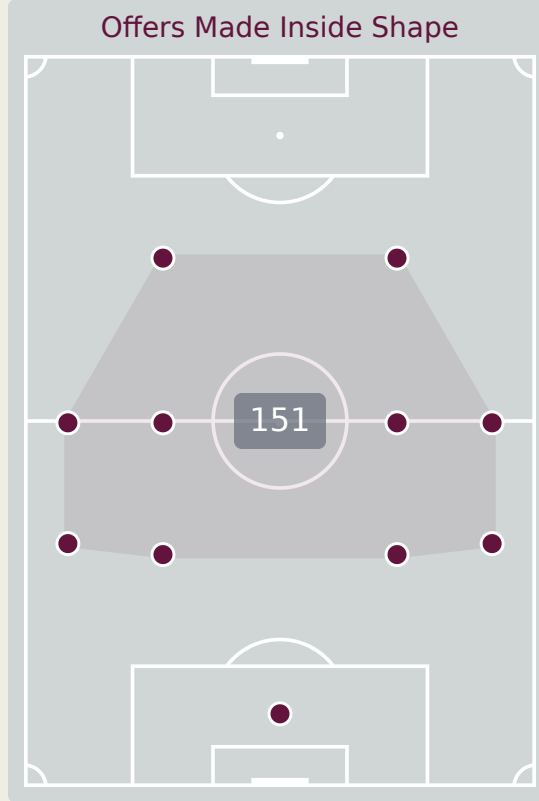
39

**BIN Ji Da**  
RIGHT CENTRE MIDFIELD

| #  | Player           | Offers Made | Offers Received | % Made & Received |
|----|------------------|-------------|-----------------|-------------------|
| 1  | AL GIFFARI Ikram | 4           | 0               | 0%                |
| 7  | DENNIS Figo      | 25          | 6               | 24%               |
| 8  | PURWANTO Arkhan  | 28          | 8               | 28.6%             |
| 9  | RIZKY Kafiatur   | 20          | 10              | 50%               |
| 10 | BIN Ji Da        | 39          | 11              | 28.2%             |
| 11 | AFRISAL Riski    | 8           | 6               | 75%               |
| 12 | JARDIM Welber    | 36          | 12              | 33.3%             |
| 14 | ZAKY Sulthan     | 8           | 5               | 62.5%             |
| 18 | PAHLEVI Jehan    | 15          | 4               | 26.7%             |
| 20 | AKBAR Habil      | 24          | 9               | 37.5%             |
| 21 | GWIJANGGE Iqbal  | 8           | 3               | 37.5%             |
| 2  | NURVIAT Rizdjar  | 0           | 0               | 0%                |
| 5  | ZIDAN Achmad     | 10          | 0               | 0%                |
| 6  | RAMADHAN Hanif   | 31          | 11              | 35.5%             |
| 16 | BRKIC Amar       | 20          | 7               | 35%               |
| 17 | ASYURA Nabil     | 17          | 4               | 23.5%             |

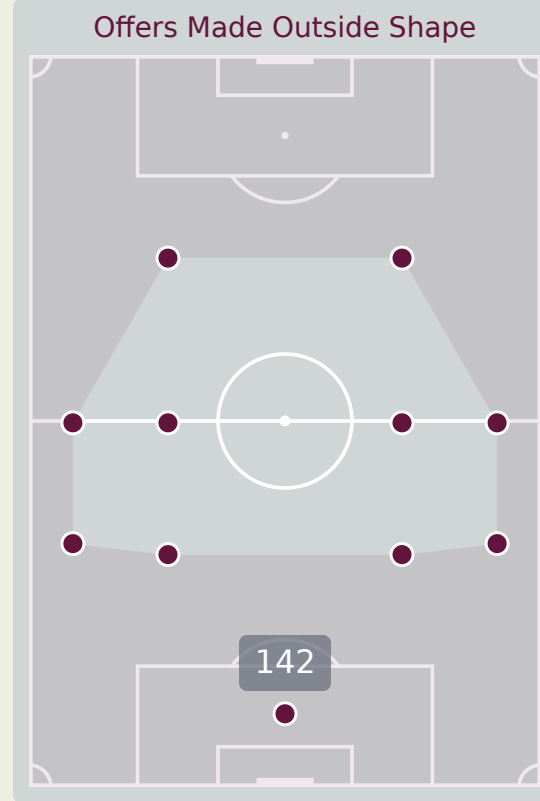
77

Offers Made in Final Third



117

Offers Made in Middle Third



99

Offers Made in Defensive Third

# Offering to Receive

255

Total Offers Made

77

Total Offers Received

Most Offers

34

**RIOS Hector**  
CENTRE FORWARD LEFT

117

Offers Made in Final Third

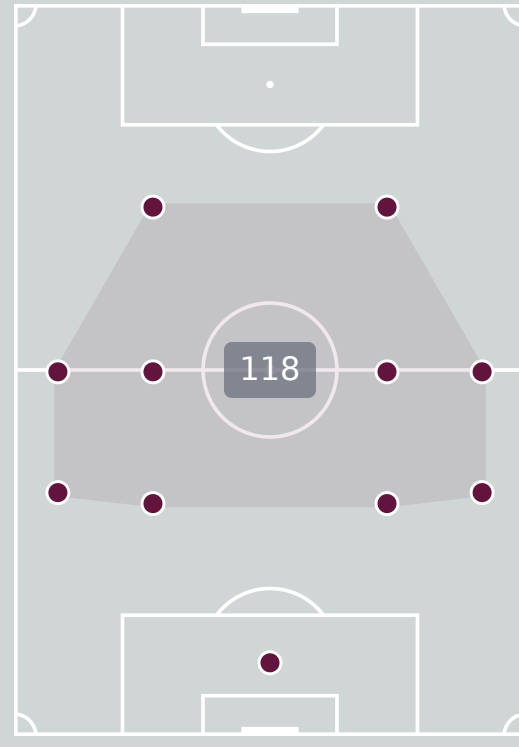
126

Offers Made in Middle Third

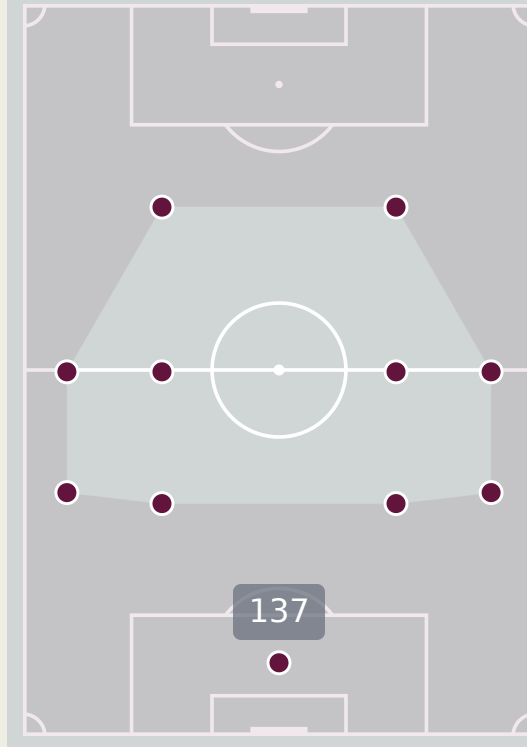
12

Offers Made in Defensive Third

Offers Made Inside Shape



Offers Made Outside Shape



| #  | Player           | Offers Made | Offers Received | % Made & Received |
|----|------------------|-------------|-----------------|-------------------|
| 1  | ROMERO Manuel    | 0           | 0               | 0%                |
| 3  | KRUG Martin      | 5           | 2               | 40%               |
| 5  | HALL Juan        | 32          | 17              | 53.1%             |
| 6  | RYCE Anel        | 33          | 16              | 48.5%             |
| 9  | KRUG Frederick   | 19          | 1               | 5.3%              |
| 10 | MORENO Eric      | 11          | 3               | 27.3%             |
| 11 | CASTILLO Oldemar | 19          | 5               | 26.3%             |
| 13 | DIAZ Erick       | 21          | 15              | 71.4%             |
| 14 | JIMENEZ Juan     | 7           | 2               | 28.6%             |
| 16 | PIERRE Jael      | 19          | 2               | 10.5%             |
| 18 | RIOS Hector      | 34          | 5               | 14.7%             |
| 7  | WALDER Kevin     | 18          | 2               | 11.1%             |
| 8  | MARTA Aldair     | 17          | 0               | 0%                |
| 15 | PIERRE Joshua    | 4           | 3               | 75%               |
| 17 | GAITAN Luis      | 11          | 2               | 18.2%             |
| 20 | GOMEZ Ernesto    | 5           | 2               | 40%               |

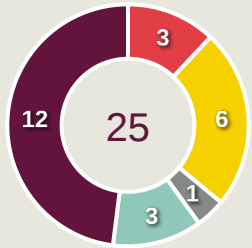
Indonesia



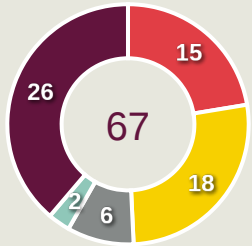
# Movement to Receive

## Movement Types by Phase

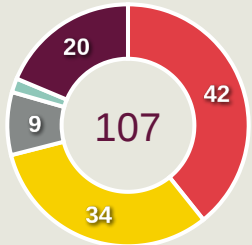
### Final Third Phase



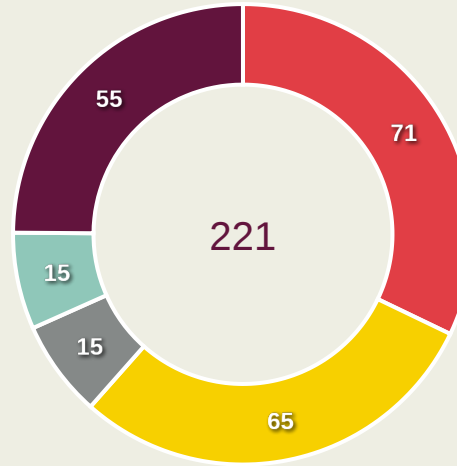
### Progression Phase



### Build Up Phase



## All Movement Types

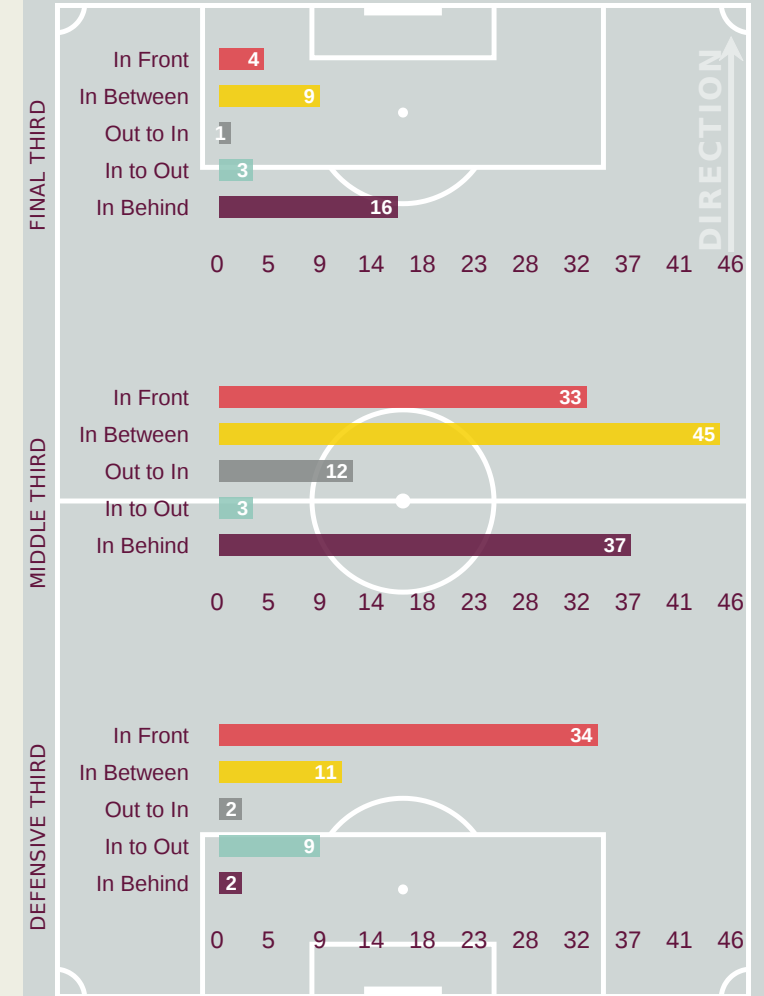


- In Front
- In Between
- Out to In
- In to Out
- In Behind

## Top Ranked Players

| Type       | Player            | Movements |
|------------|-------------------|-----------|
| In Front   | 7 DENNIS Figo     | 15        |
| In Between | 10 BIN Ji Da      | 14        |
| Out to In  | 17 ASYURA Nabil   | 4         |
| In to Out  | 18 PAHLEVI Jehan  | 4         |
| In Behind  | 8 PURWANTO Arkhan | 18        |

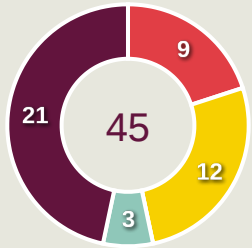
## Movement Types Pitch Third



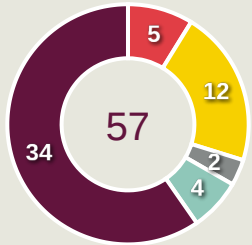
# Movement to Receive

## Movement Types by Phase

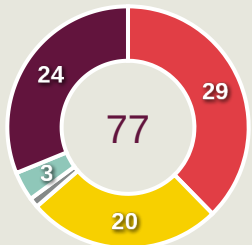
### Final Third Phase



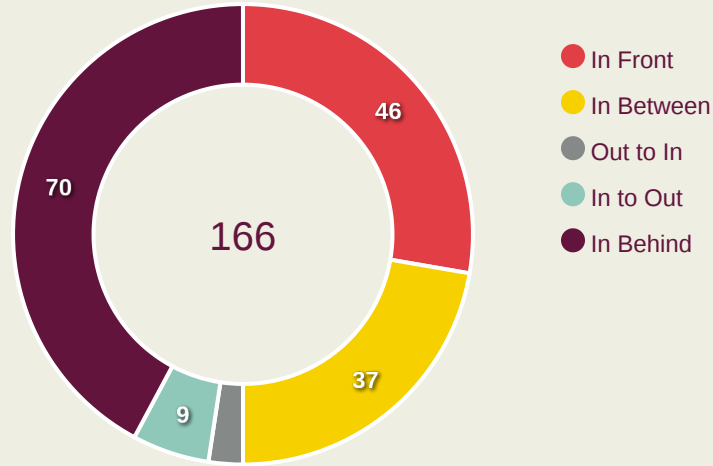
### Progression Phase



### Build Up Phase



## All Movement Types

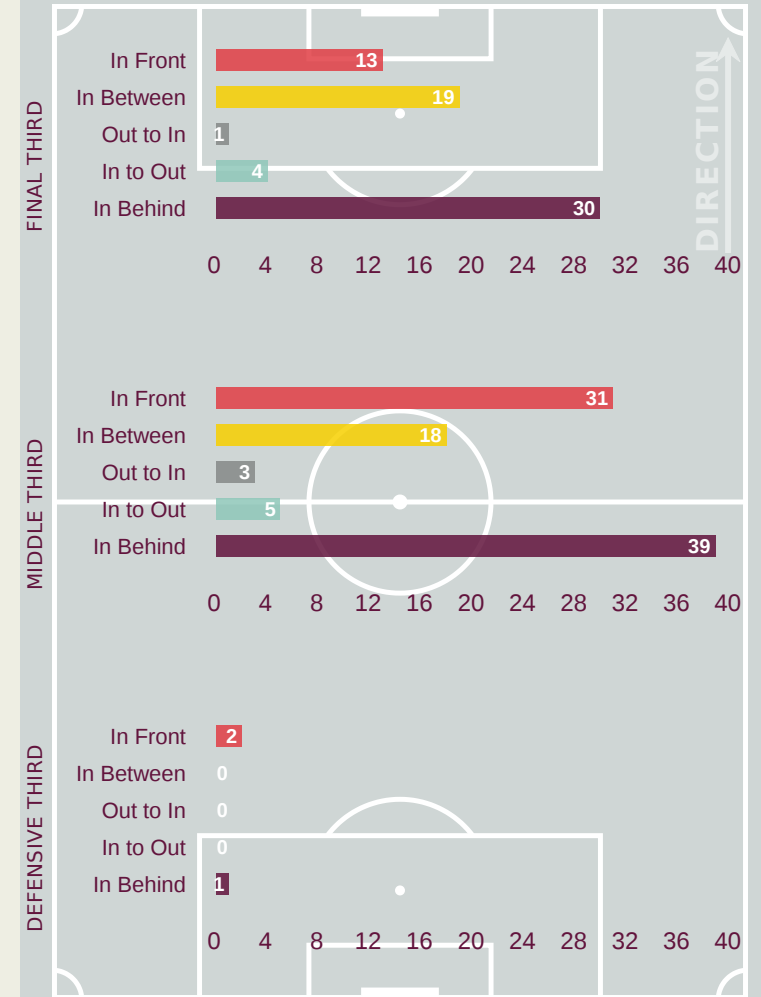


- In Front
- In Between
- Out to In
- In to Out
- In Behind

## Top Ranked Players

| Type       | Player              | Movements |
|------------|---------------------|-----------|
| In Front   | 6 RYCE Anel         | 20        |
| In Between | 11 CASTILLO Oldemar | 7         |
| Out to In  | 5 HALL Juan         | 1         |
| In to Out  | 9 KRUG Frederick    | 4         |
| In Behind  | 18 RIOS Hector      | 21        |

## Movement Types Pitch Third



# OUT OF POSSESSION



Indonesia v Panama





Indonesia



## Defensive Actions

49

Forced Turnovers

32

Possession Regained

5

Interceptions

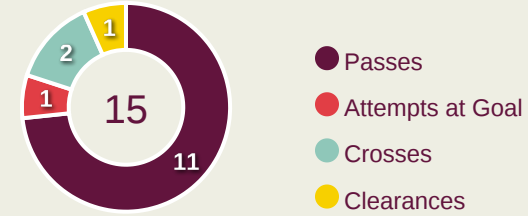
41

Tackles

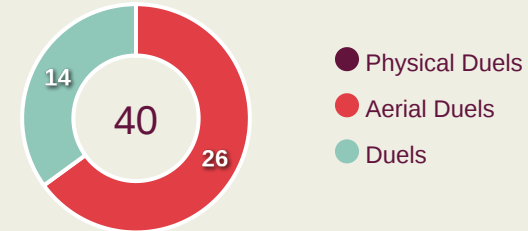
3.02

Possession Actions / Defensive Action

## Blocks



## Possession Contests



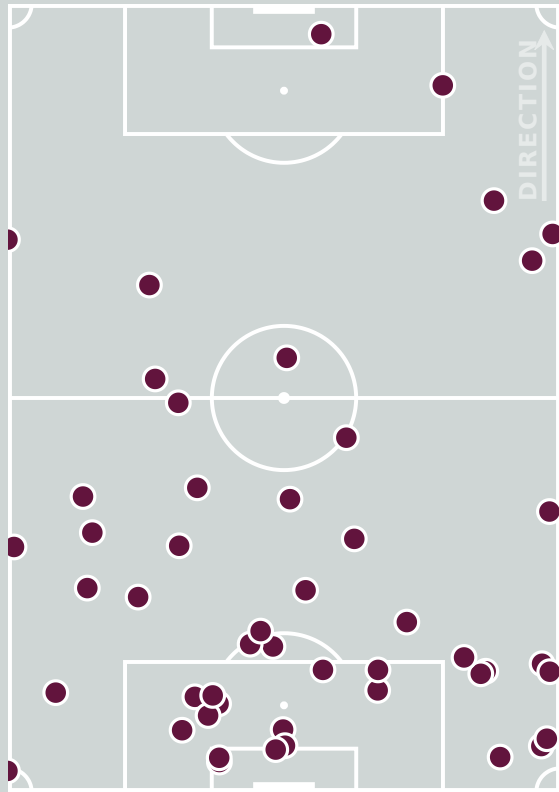
## Most Possession Regains

9

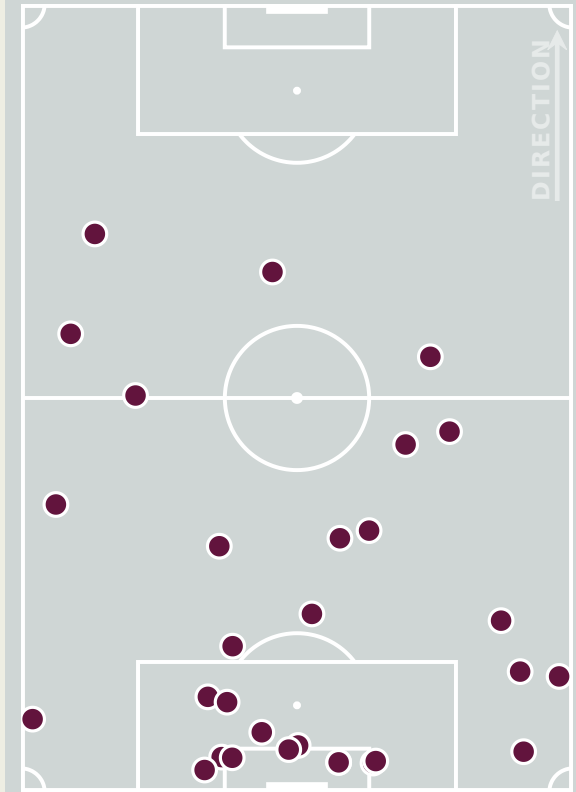
AL GIFFARI Ikram  
GOALKEEPER

| #  | Player           | Total Possession Regains |
|----|------------------|--------------------------|
| 1  | AL GIFFARI Ikram | 9                        |
| 7  | DENNIS Figo      | 1                        |
| 8  | PURWANTO Arkhan  | 2                        |
| 9  | RIZKY Kafiatur   | 1                        |
| 10 | BIN Ji Da        | 1                        |
| 11 | AFRISAL Riski    | 2                        |
| 12 | JARDIM Welber    | 4                        |
| 14 | ZAKY Sulthan     | 0                        |
| 18 | PAHLEVI Jehan    | 0                        |
| 20 | AKBAR Habil      | 3                        |
| 21 | GWIJANGGE Iqbal  | 5                        |
| 2  | NURVIAT Rizdjar  | 0                        |
| 5  | ZIDAN Achmad     | 0                        |
| 6  | RAMADHAN Hanif   | 0                        |
| 16 | BRKIC Amar       | 3                        |
| 17 | ASYURA Nabil     | 1                        |

Forced Turnovers



Possession Regain



# Defensive Actions

**43**

**Forced Turnovers**

**34**

**Possession Regained**

**7**

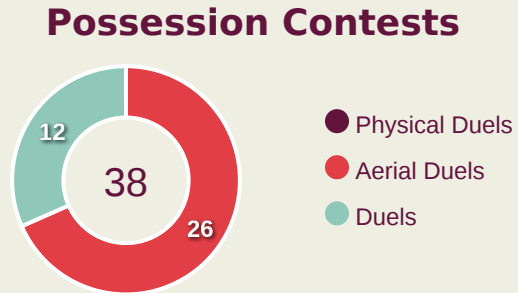
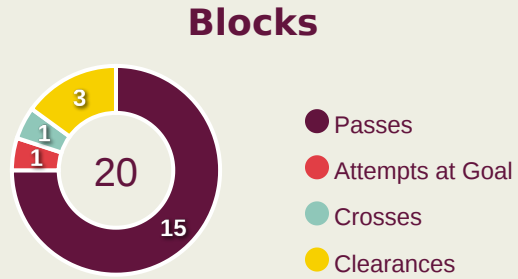
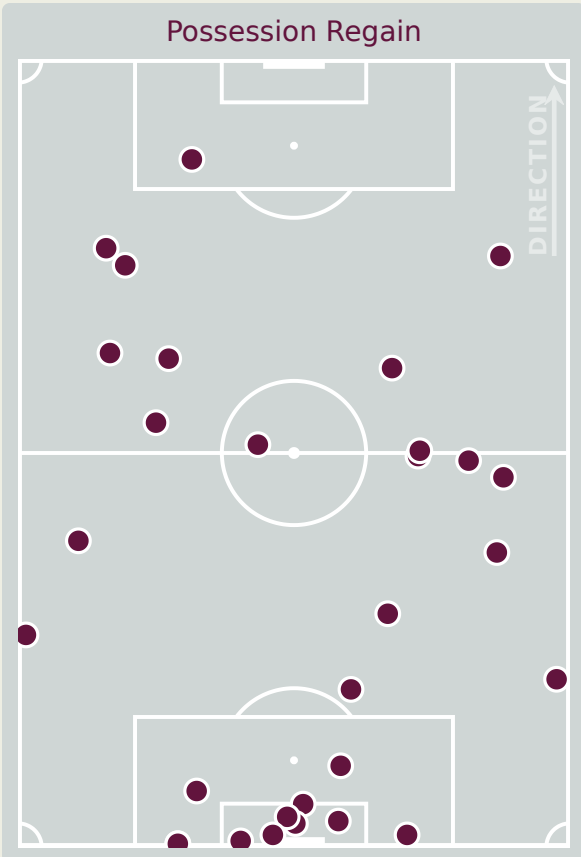
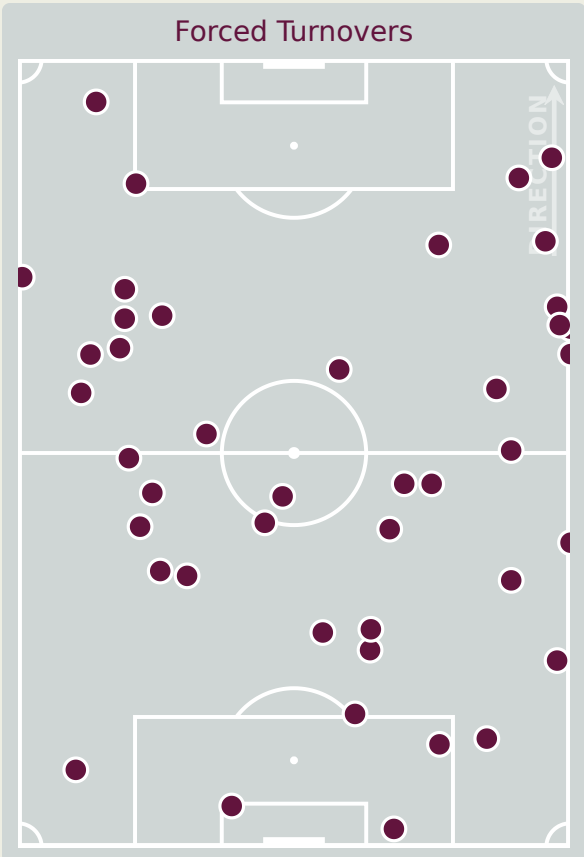
**Interceptions**

**47**

**Tackles**

**4.43**

**Possession Actions / Defensive Action**



### Most Possession Regains

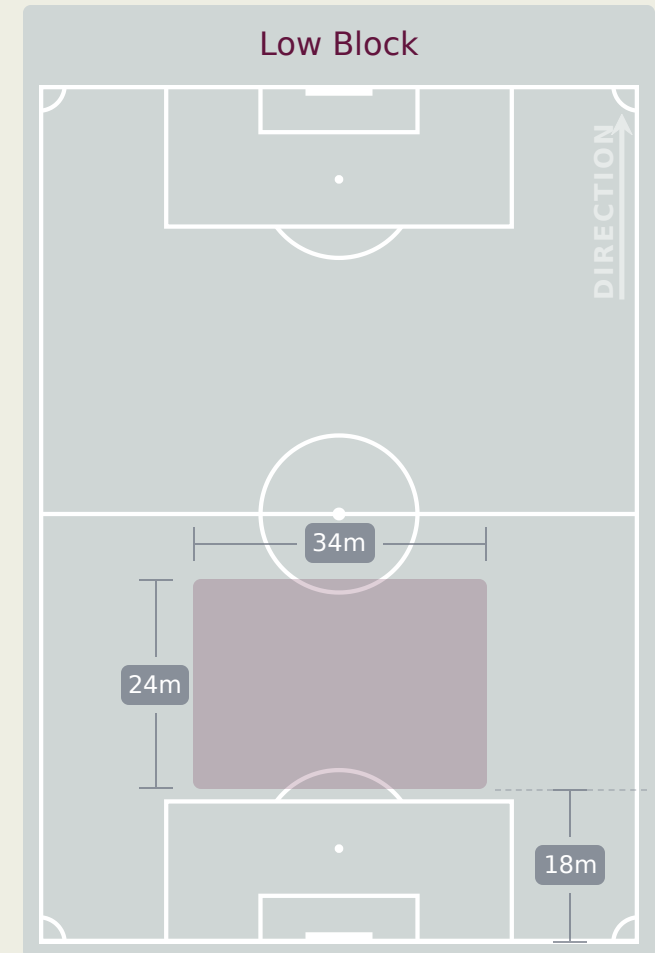
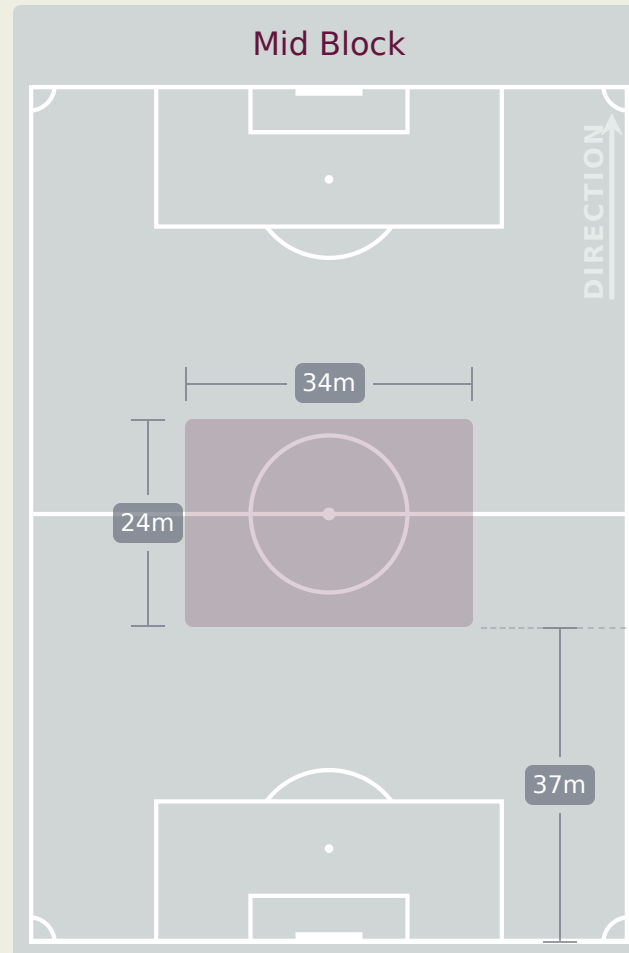
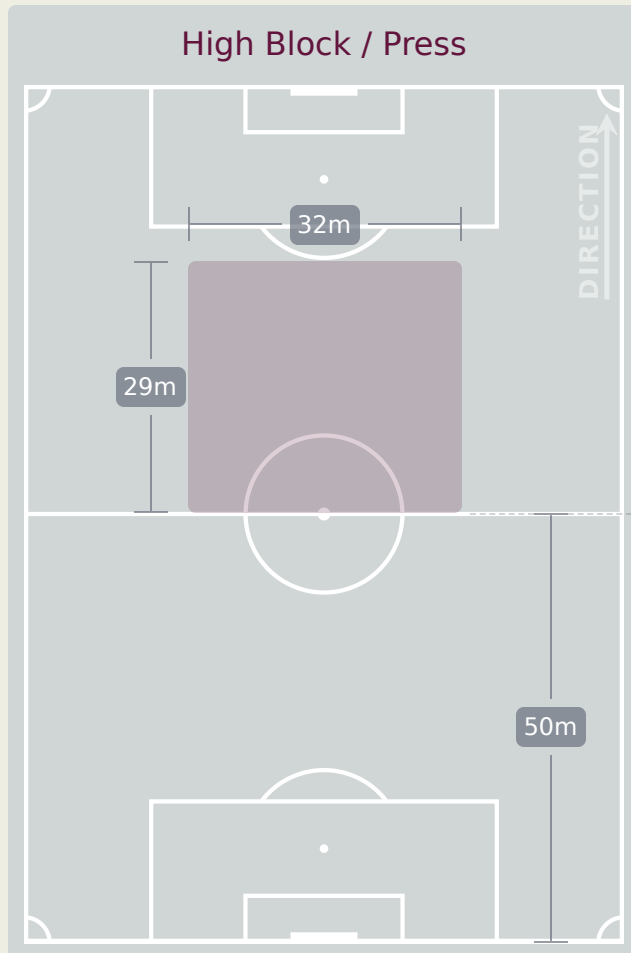
**7**

**ROMERO Manuel**  
GOALKEEPER

| #  | Player           | Total Possession Regains |
|----|------------------|--------------------------|
| 1  | ROMERO Manuel    | 7                        |
| 3  | KRUG Martin      | 1                        |
| 5  | HALL Juan        | 3                        |
| 6  | RYCE Anel        | 4                        |
| 9  | KRUG Frederick   | 1                        |
| 10 | MORENO Eric      | 1                        |
| 11 | CASTILLO Oldemar | 4                        |
| 13 | DIAZ Erick       | 5                        |
| 14 | JIMENEZ Juan     | 2                        |
| 16 | PIERRE Jael      | 1                        |
| 18 | RIOS Hector      | 0                        |
| 7  | WALDER Kevin     | 0                        |
| 8  | MARTA Aldair     | 1                        |
| 15 | PIERRE Joshua    | 4                        |
| 17 | GAITAN Luis      | 0                        |
| 20 | GOMEZ Ernesto    | 0                        |

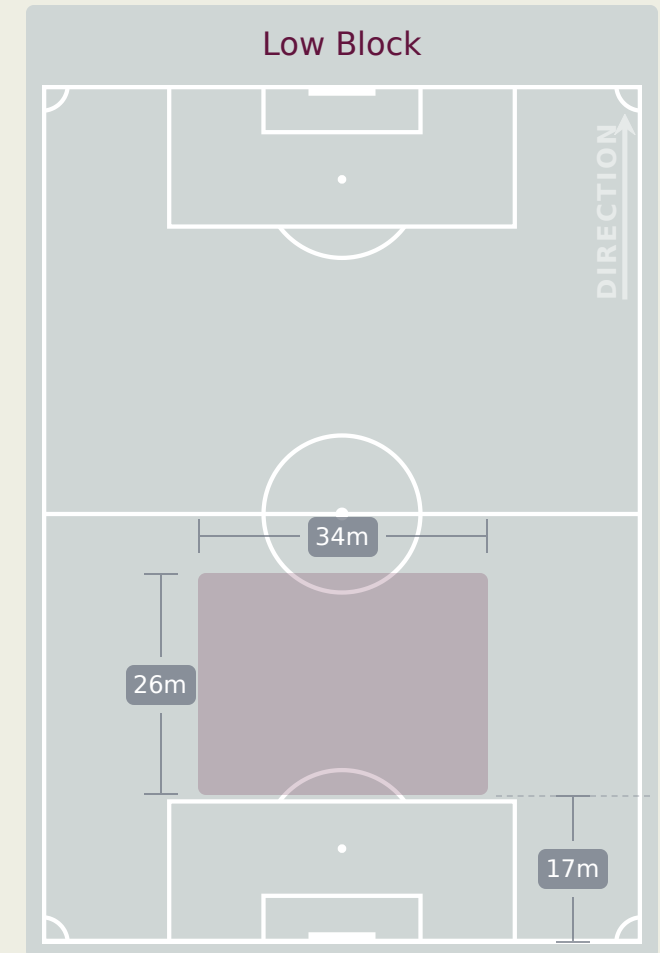
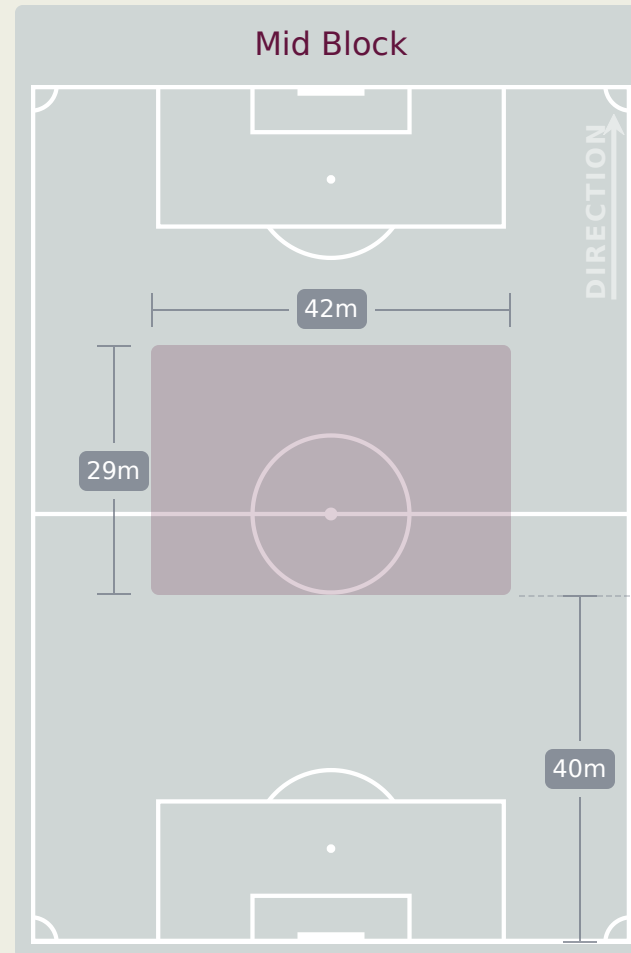
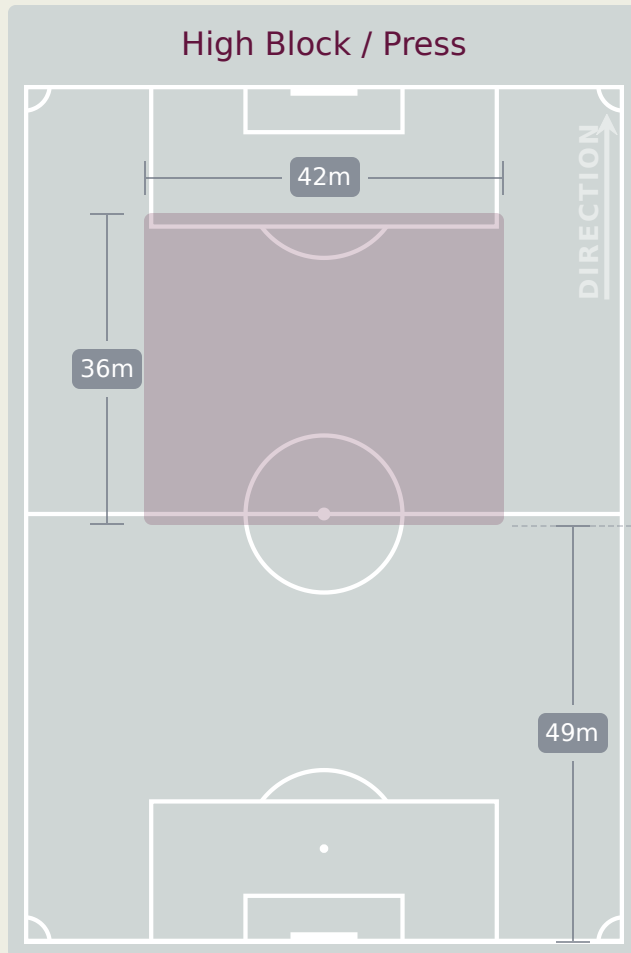
# Defensive Line Height & Team Length

Indonesia



# Defensive Line Height & Team Length

Panama



# Defensive Pressure



|        |                            |       |
|--------|----------------------------|-------|
| 187    | Total Pressures            | 187   |
| 54     | Direct Pressures           | 64    |
| 1.44s  | Avg Pressure Duration      | 1.46s |
| 49     | Forced Turnovers           | 43    |
| 13.21s | Ball Recovery Time         | 9.8s  |
| 73     | Pushing on into Pressing   | 75    |
| 147    | Pushing on                 | 156   |
| 22     | Pressing Direction Inside  | 24    |
| 105    | Pressing Direction Outside | 112   |

**Most Direct Pressures**


**10**

**AFRISAL Riski**  
LEFT WINGER

**Most Direct Pressures**

**12**

**CASTILLO Oldemar**  
LEFT MIDFIELD



# GOALKEEPING



Indonesia v Panama

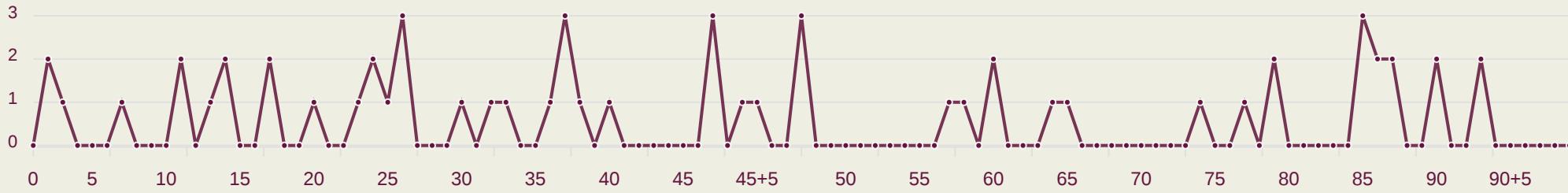


# Goalkeeping Involvement



## Indonesia

### Indonesia GK Involvement Timeline



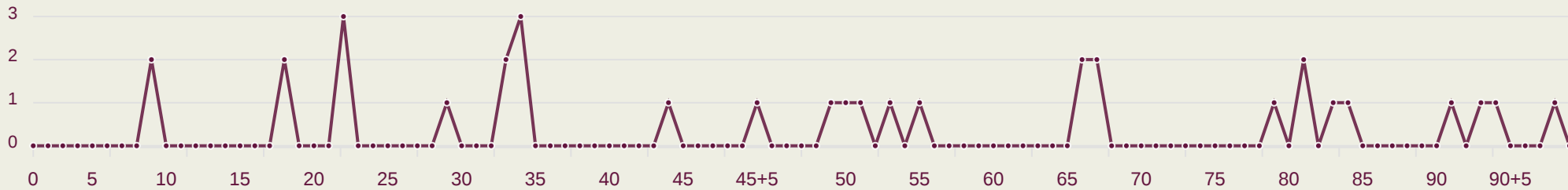
57

Total Involvements



## Panama

### Panama GK Involvement Timeline

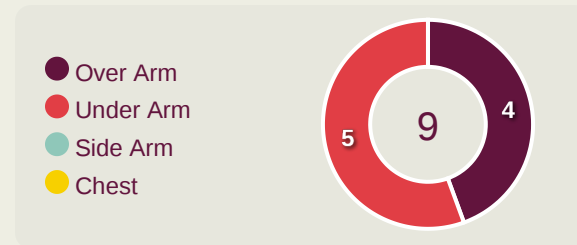
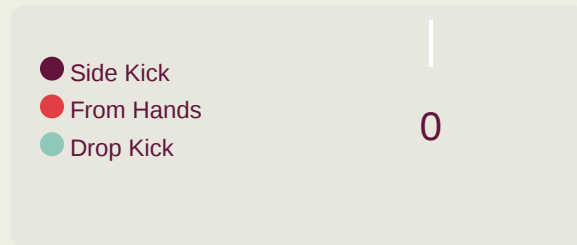
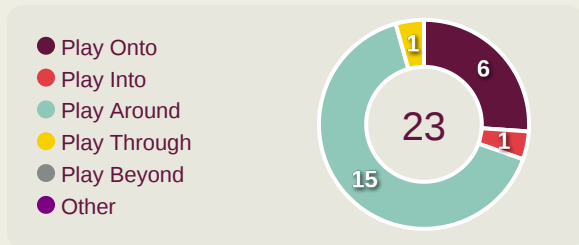
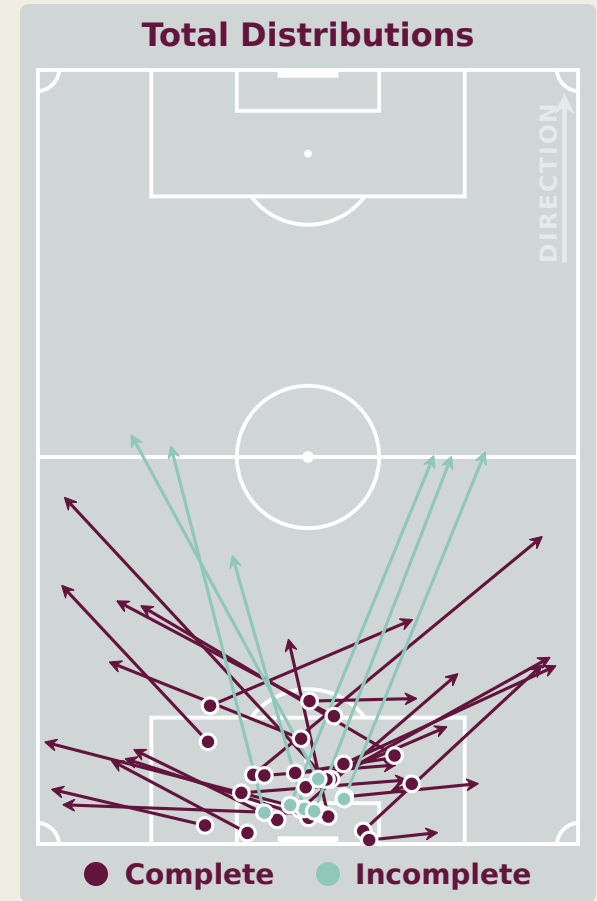
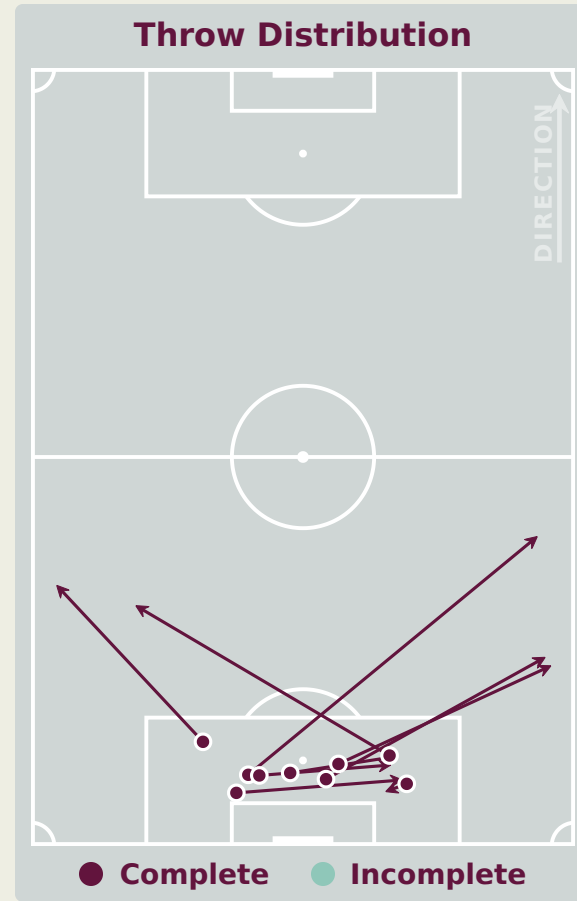
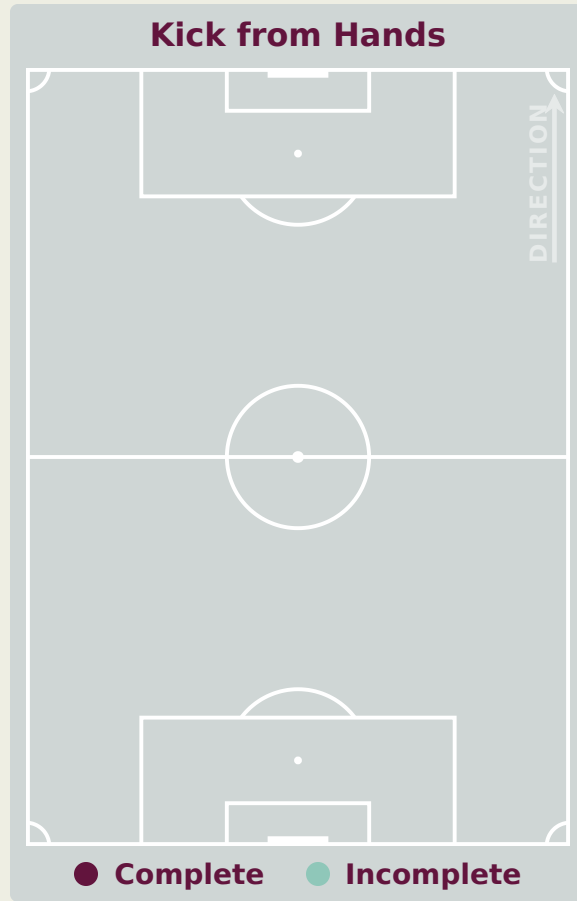
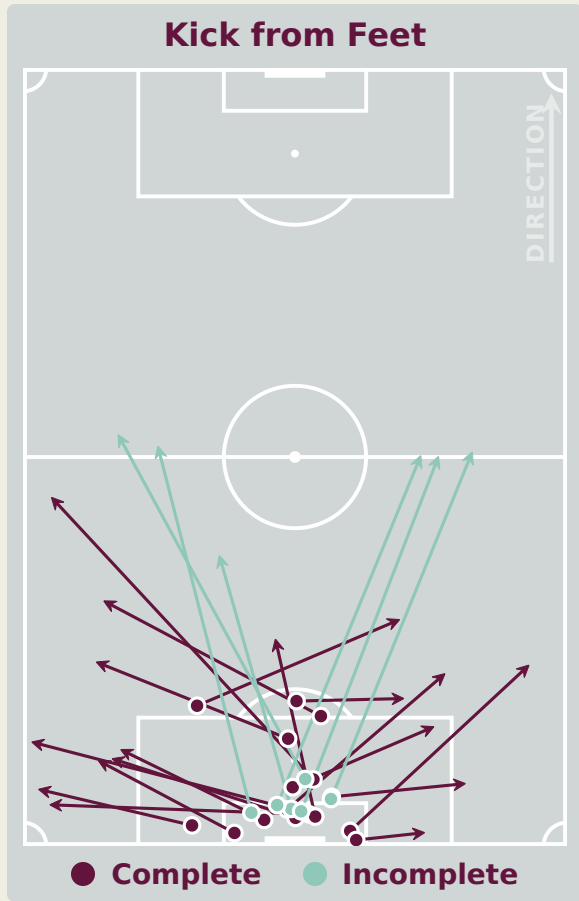


33

Total Involvements

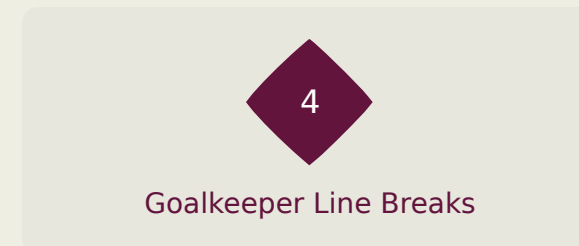
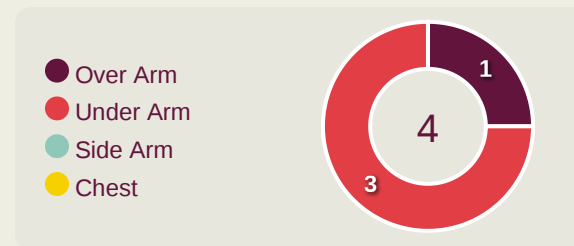
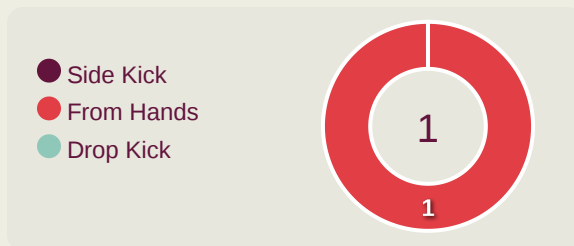
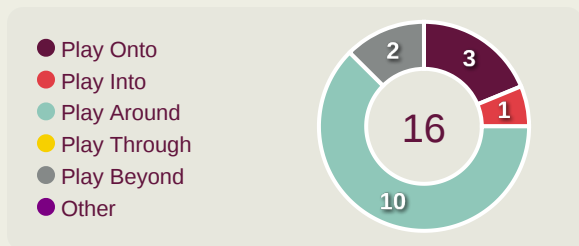
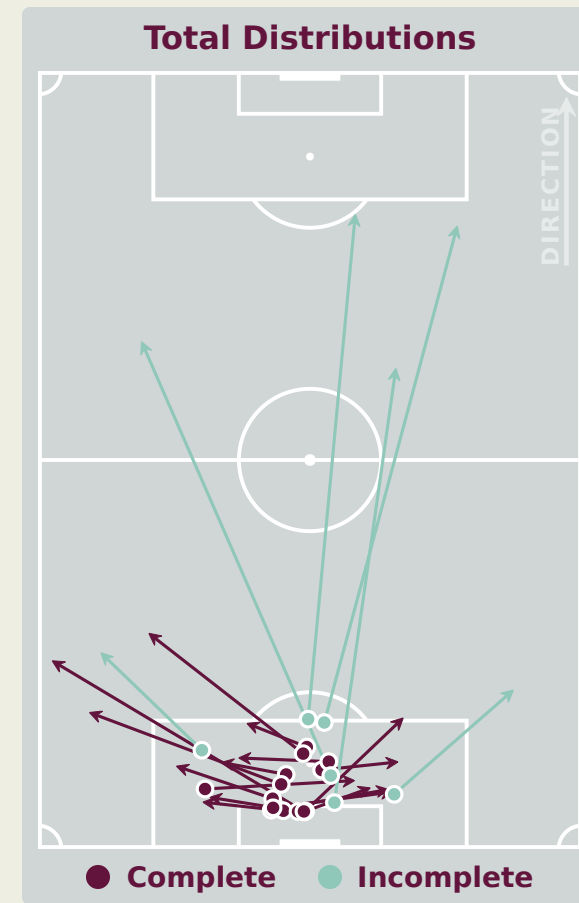
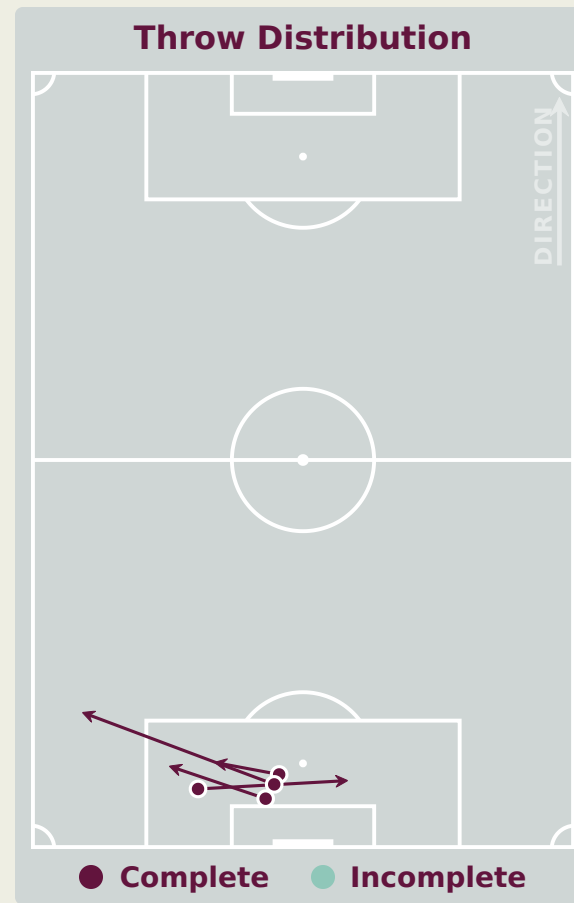
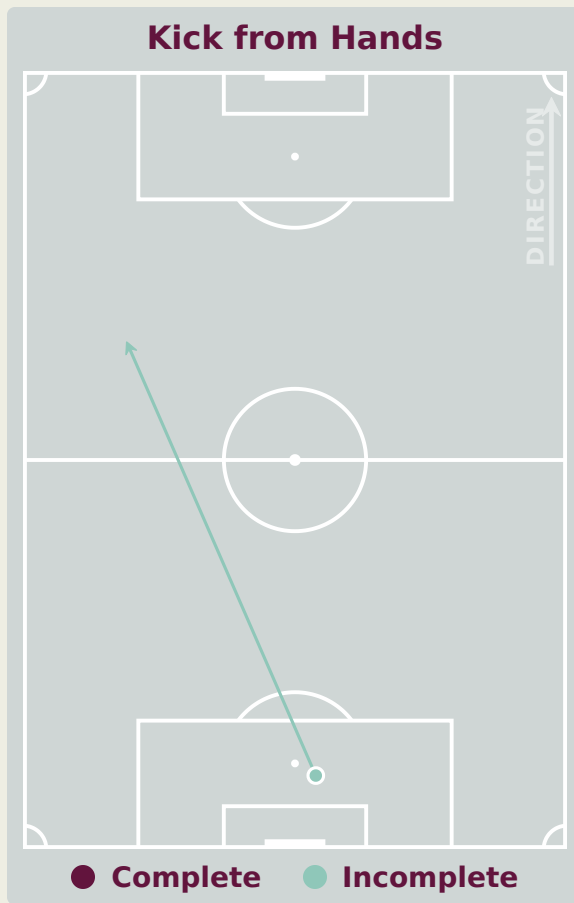
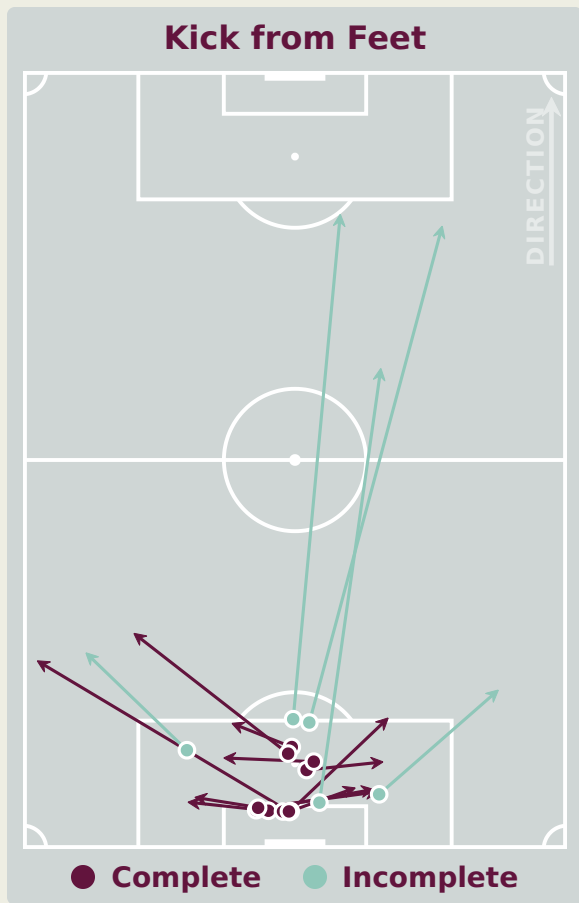
# Goalkeeping Distribution

Indonesia 



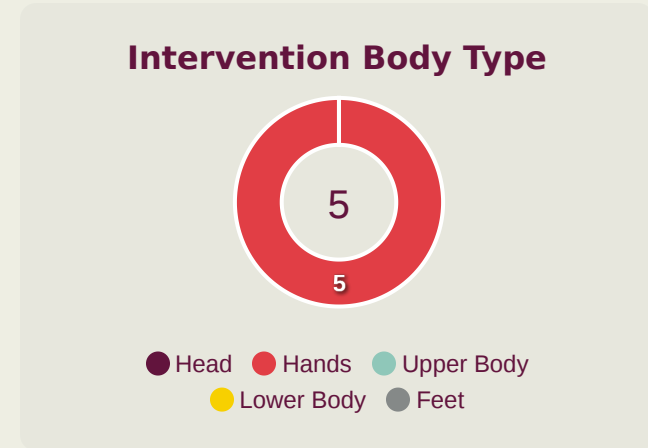
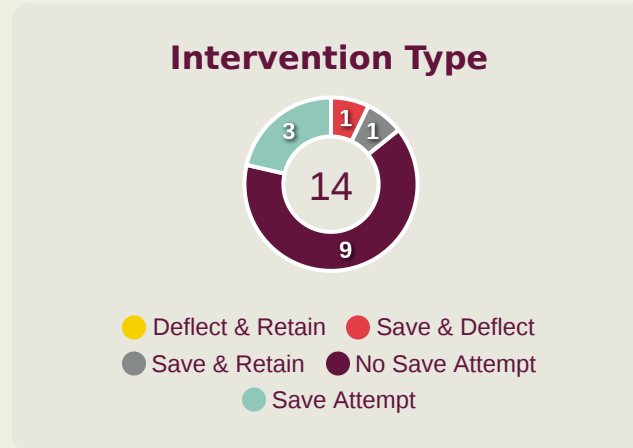
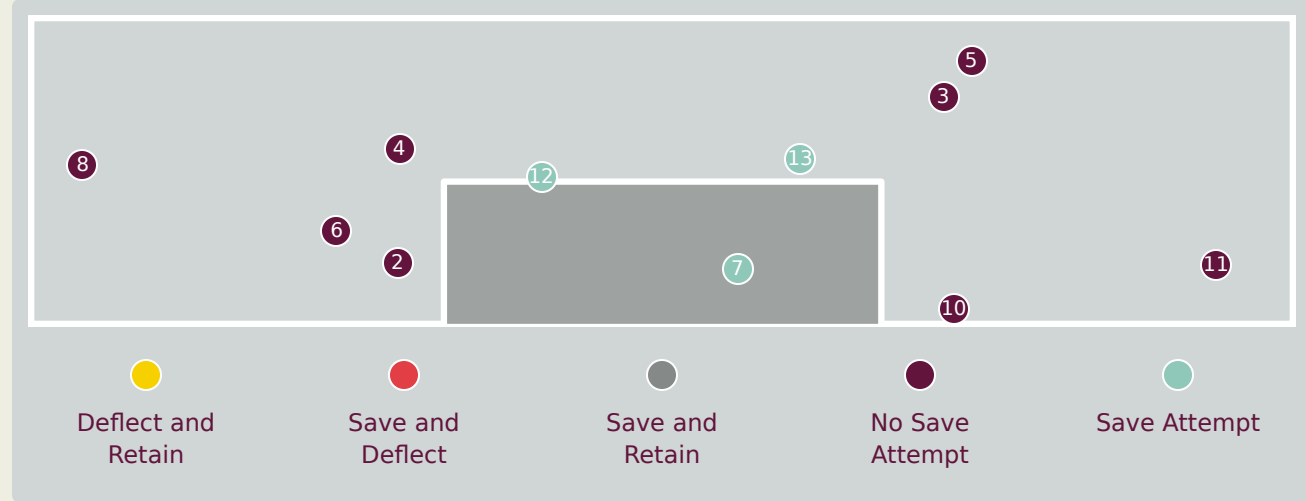
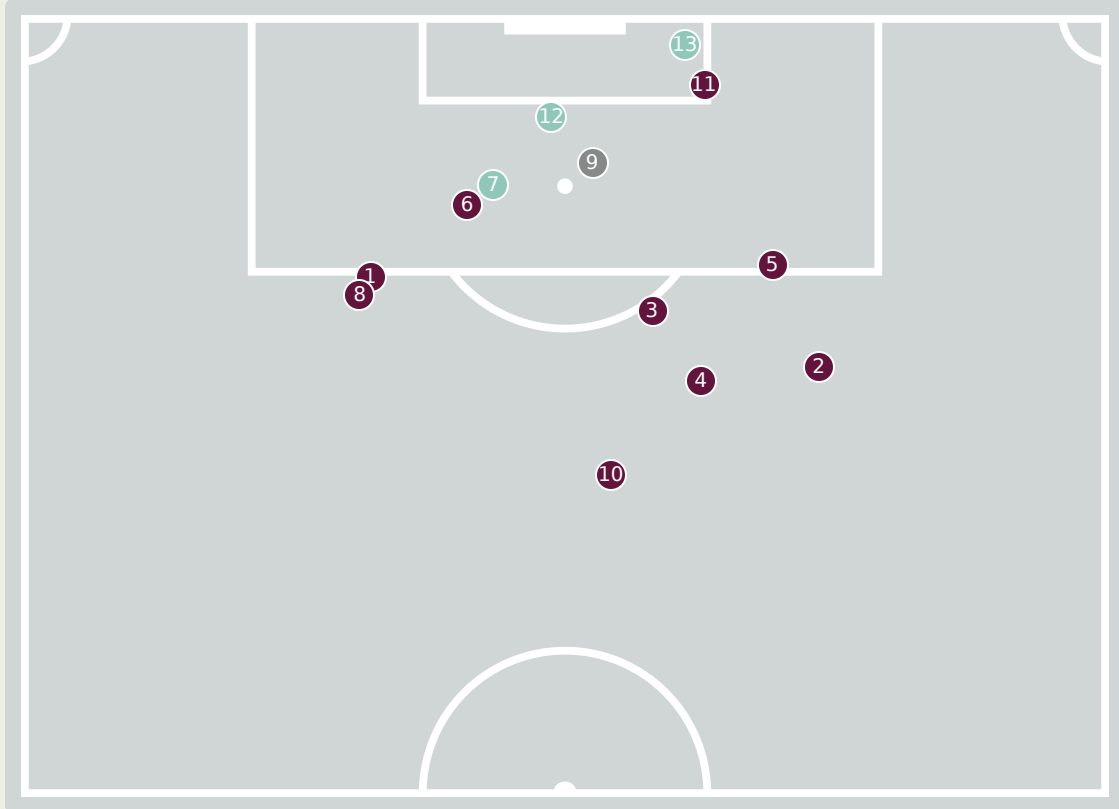


# Goalkeeping Distribution



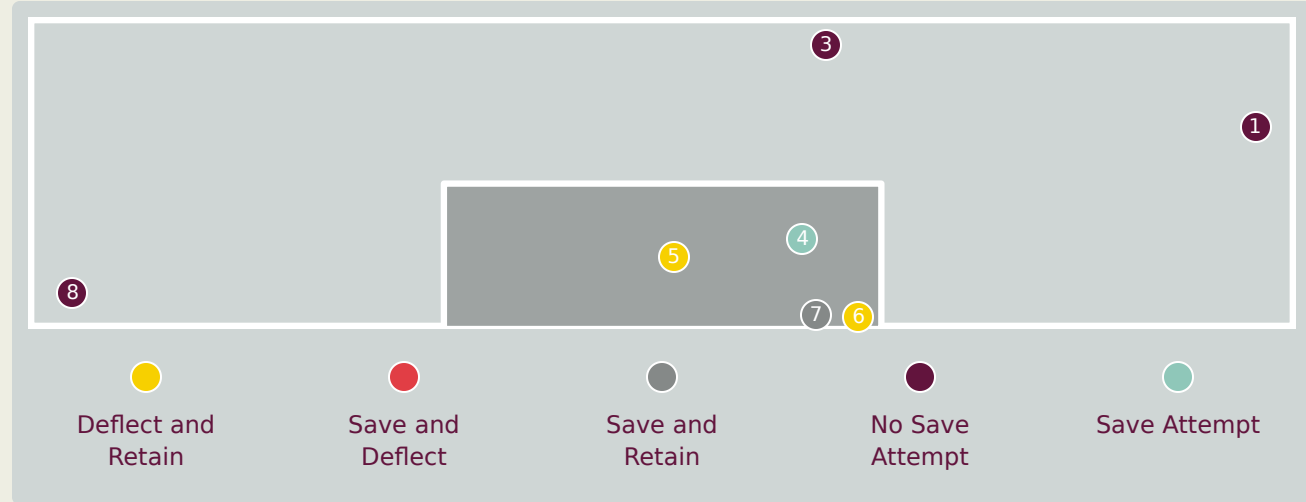
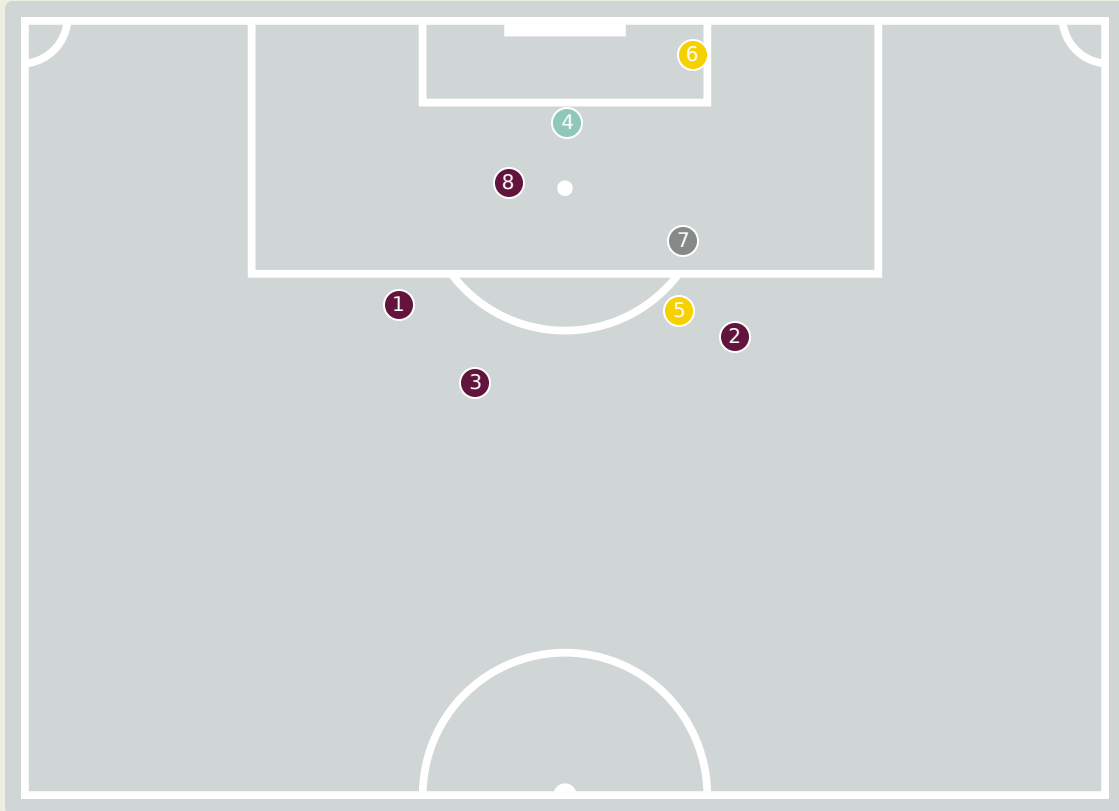
# Goal Prevention

Indonesia



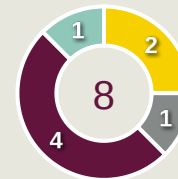
| Total Attempts on Goal Faced | Total Goal Interventions | Save & Retain | Deflect & Retain | Save & Deflect | Save Attempt | No Save Attempt |
|------------------------------|--------------------------|---------------|------------------|----------------|--------------|-----------------|
| 14                           | 2                        | 1             | 0                | 1              | 3            | 9               |

# Goal Prevention



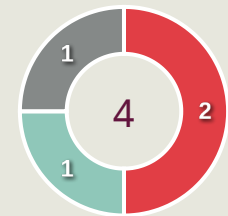
- Deflect and Retain
- Save and Deflect
- Save and Retain
- No Save Attempt
- Save Attempt

## Intervention Type



- Deflect & Retain
- Save & Deflect
- Save & Retain
- No Save Attempt
- Save Attempt

## Intervention Body Type



- Head
- Hands
- Upper Body
- Lower Body
- Feet

8

Total Attempts on Goal Faced



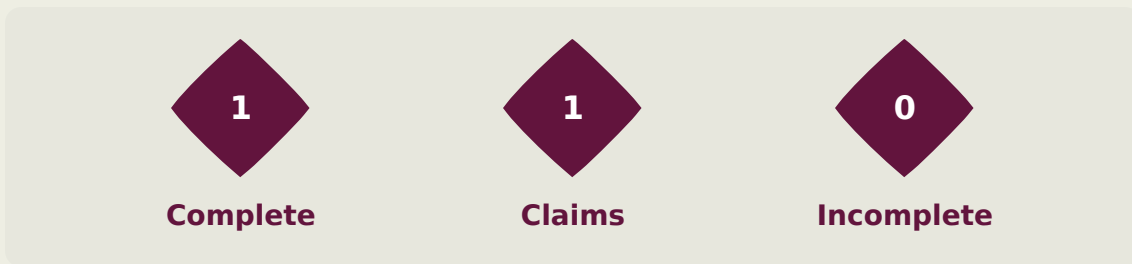
75

Save %

| Total Attempts on Goal Faced | Total Goal Interventions | Save & Retain | Deflect & Retain | Save & Deflect | Save Attempt | No Save Attempt |
|------------------------------|--------------------------|---------------|------------------|----------------|--------------|-----------------|
| 8                            | 1                        | 1             | 0                | 0              | 1            | 4               |

# Aerial Control

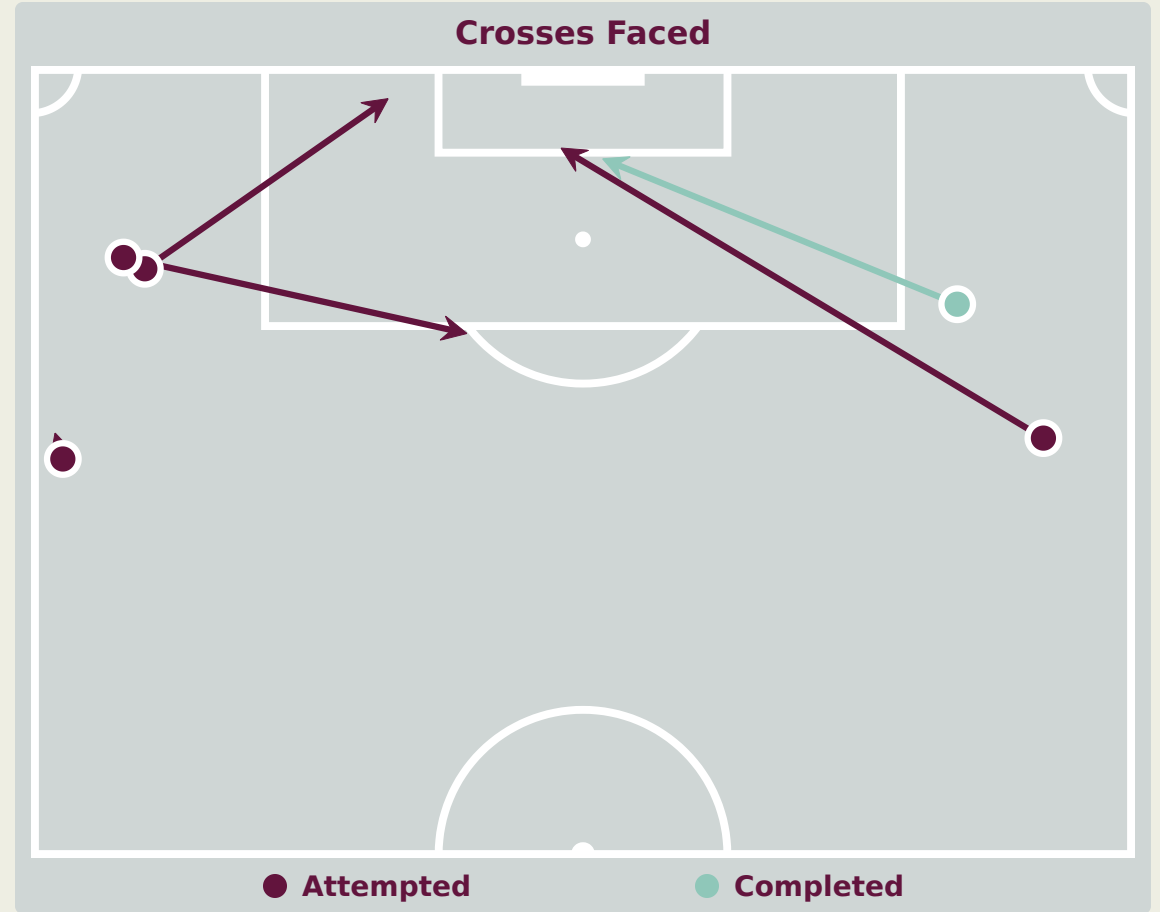
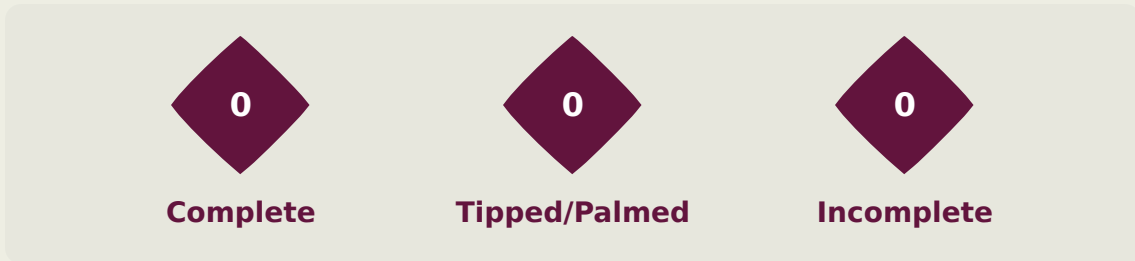
Indonesia



**Delivery Types Faced**

| Total | In Swing | Out Swing | Driven | Lofted | Cutback | Push |
|-------|----------|-----------|--------|--------|---------|------|
| 19    | 9        | 5         | 0      | 2      | 1       | 2    |

# Aerial Control



**Delivery Types Faced**

| Total | In Swing | Out Swing | Driven | Lofted | Cutback | Push |
|-------|----------|-----------|--------|--------|---------|------|
| 13    | 6        | 0         | 1      | 5      | 0       | 1    |

# SET PLAYS

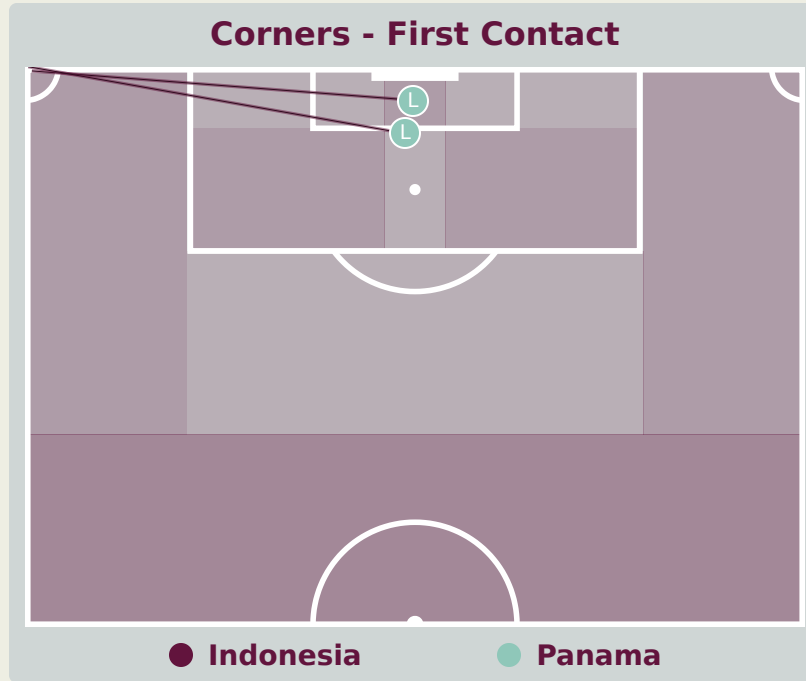


Indonesia v Panama



# Set Plays - Corners

**Indonesia** 



| Delivery Type        | From Left Side | From Right Side | Total |
|----------------------|----------------|-----------------|-------|
| Direct to Area       | 2              | 0               | 2     |
| Short                | 0              | 0               | 0     |
| Edge of Penalty Area | 0              | 0               | 0     |

| Delivery Style | Total |
|----------------|-------|
| Inswing        | 2     |
| Outswing       | 0     |
| Driven         | 0     |

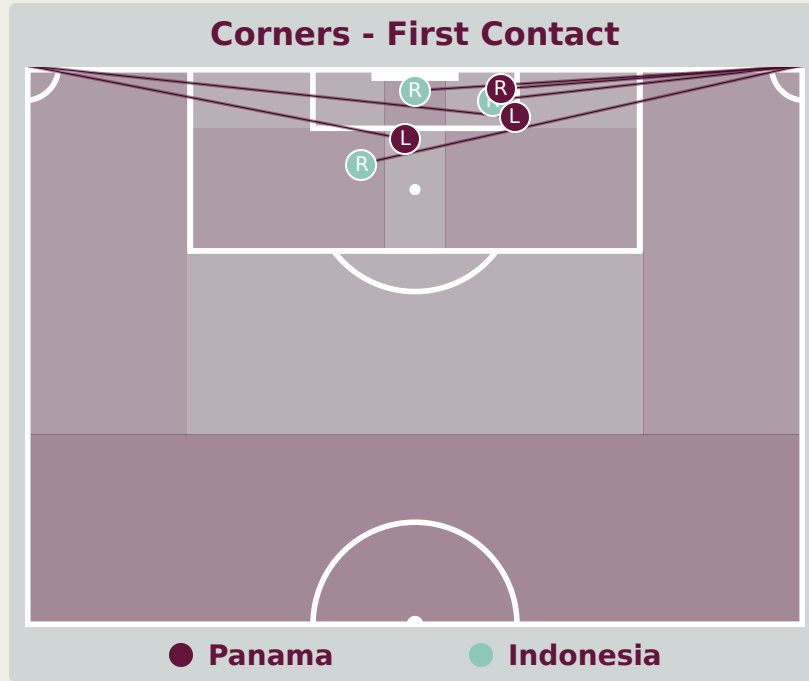
| Free Kicks          |       |
|---------------------|-------|
| Type                | Total |
| Direct              | 15    |
| Direct (on target)  | 0     |
| Direct (off target) | 0     |
| Indirect            | 3     |

## First Contacts on Indonesia Crosses



| Top 5 Player First Contacts |        |       |
|-----------------------------|--------|-------|
| Player                      | Team   | Total |
| ROMERO Manuel               | Panama | 1     |
| HALL Juan                   | Panama | 1     |

# Set Plays - Corners



| Delivery Type        | From Left Side | From Right Side | Total |
|----------------------|----------------|-----------------|-------|
| Direct to Area       | 2              | 4               | 6     |
| Short                | 0              | 0               | 0     |
| Edge of Penalty Area | 0              | 0               | 0     |

| Delivery Style | Total |
|----------------|-------|
| Inswing        | 6     |
| Outswing       | 0     |
| Driven         | 0     |

| Free Kicks          |       |
|---------------------|-------|
| Type                | Total |
| Direct              | 8     |
| Direct (on target)  | 0     |
| Direct (off target) | 1     |
| Indirect            | 0     |



| Top 5 Player First Contacts |           |       |
|-----------------------------|-----------|-------|
| Player                      | Team      | Total |
| DIAZ Erick                  | Panama    | 1     |
| RIOS Hector                 | Panama    | 1     |
| WALDER Kevin                | Panama    | 1     |
| AL GIFFARI Ikram            | Indonesia | 1     |
| PURWANTO Arkhan             | Indonesia | 1     |



# INDIVIDUAL DATA IN POSSESSION



Indonesia v Panama



# In Possession - Distributions

## Indonesia



| #  | Player           | Passes Attempted | Passes Completed | Pass Completion % | Switches of Play | Crosses Attempted | Crosses Completed | Line Breaks Attempted | Line Breaks Completed | Line Break Completion % | Ball Progressions | Take Ons | Step Ins | Attempts at Goal | Goals |
|----|------------------|------------------|------------------|-------------------|------------------|-------------------|-------------------|-----------------------|-----------------------|-------------------------|-------------------|----------|----------|------------------|-------|
| 1  | AL GIFFARI Ikram | 32               | 26               | 81%               | 0                | 0                 | 0                 | 8                     | 5                     | 62%                     | 0                 | 0        | 0        | 0                | 0     |
| 7  | DENNIS Figo      | 31               | 29               | 94%               | 0                | 0                 | 0                 | 6                     | 6                     | 100%                    | 2                 | 0        | 2        | 0                | 0     |
| 8  | PURWANTO Arkhan  | 14               | 12               | 86%               | 0                | 0                 | 0                 | 0                     | 0                     | 0%                      | 0                 | 0        | 0        | 2                | 1     |
| 9  | RIZKY Kafiatur   | 21               | 15               | 71%               | 0                | 0                 | 0                 | 5                     | 4                     | 80%                     | 1                 | 0        | 1        | 1                | 0     |
| 10 | BIN Ji Da        | 22               | 18               | 82%               | 0                | 0                 | 0                 | 4                     | 4                     | 100%                    | 3                 | 0        | 3        | 1                | 0     |
| 11 | AFRISAL Riski    | 16               | 10               | 62%               | 0                | 3                 | 1                 | 6                     | 4                     | 66%                     | 0                 | 0        | 0        | 0                | 0     |
| 12 | JARDIM Welber    | 47               | 35               | 74%               | 0                | 4                 | 2                 | 23                    | 14                    | 60%                     | 4                 | 1        | 3        | 0                | 0     |
| 14 | ZAKY Sulthan     | 38               | 29               | 76%               | 0                | 0                 | 0                 | 13                    | 9                     | 69%                     | 4                 | 0        | 4        | 1                | 0     |
| 18 | PAHLEVI Jehan    | 8                | 6                | 75%               | 0                | 0                 | 0                 | 2                     | 1                     | 50%                     | 0                 | 0        | 0        | 1                | 0     |
| 20 | AKBAR Habil      | 35               | 32               | 91%               | 0                | 2                 | 0                 | 10                    | 8                     | 80%                     | 3                 | 0        | 3        | 0                | 0     |
| 21 | GWIJANGGE Iqbal  | 37               | 32               | 86%               | 0                | 0                 | 0                 | 13                    | 10                    | 76%                     | 0                 | 0        | 0        | 1                | 0     |
| 2  | NURVIAT Rizdjar  | 1                | 1                | 100%              | 0                | 0                 | 0                 | 0                     | 0                     | 0%                      | 1                 | 0        | 1        | 0                | 0     |
| 5  | ZIDAN Achmad     | 7                | 7                | 100%              | 0                | 1                 | 0                 | 1                     | 0                     | 0%                      | 0                 | 0        | 0        | 0                | 0     |
| 6  | RAMADHAN Hanif   | 15               | 12               | 80%               | 0                | 0                 | 0                 | 5                     | 4                     | 80%                     | 2                 | 0        | 2        | 1                | 0     |
| 16 | BRKIC Amar       | 8                | 6                | 75%               | 0                | 0                 | 0                 | 2                     | 1                     | 50%                     | 2                 | 1        | 1        | 0                | 0     |
| 17 | ASYURA Nabil     | 14               | 10               | 71%               | 0                | 3                 | 0                 | 4                     | 2                     | 50%                     | 0                 | 0        | 0        | 0                | 0     |

# In Possession - Offers & Receptions

Indonesia 

|    |                  |              | Offer movement types |            |           |           |           |             |                 |
|----|------------------|--------------|----------------------|------------|-----------|-----------|-----------|-------------|-----------------|
| #  | Player           | Total Offers | In Front             | In Between | Out to In | In to Out | In Behind | No Movement | Offers Received |
| 1  | AL GIFFARI Ikram | 4            | 0                    | 0          | 0         | 0         | 0         | 4           | 0               |
| 7  | DENNIS Figo      | 25           | 15                   | 6          | 0         | 0         | 0         | 4           | 6               |
| 8  | PURWANTO Arkhan  | 28           | 0                    | 7          | 0         | 0         | 18        | 3           | 8               |
| 9  | RIZKY Kafiatur   | 20           | 3                    | 10         | 3         | 3         | 0         | 1           | 10              |
| 10 | BIN Ji Da        | 39           | 10                   | 14         | 1         | 3         | 6         | 5           | 11              |
| 11 | AFRISAL Riski    | 8            | 1                    | 2          | 2         | 1         | 1         | 1           | 6               |
| 12 | JARDIM Welber    | 36           | 12                   | 2          | 1         | 1         | 4         | 16          | 12              |
| 14 | ZAKY Sulthan     | 8            | 0                    | 0          | 0         | 0         | 1         | 7           | 5               |
| 18 | PAHLEVI Jehan    | 15           | 0                    | 0          | 1         | 4         | 2         | 8           | 4               |
| 20 | AKBAR Habil      | 24           | 7                    | 0          | 0         | 0         | 10        | 7           | 9               |
| 21 | GWIJANGGE Iqbal  | 8            | 3                    | 0          | 0         | 0         | 0         | 5           | 3               |
| 2  | NURVIAT Rizdjar  | 0            | 0                    | 0          | 0         | 0         | 0         | 0           | 0               |
| 5  | ZIDAN Achmad     | 10           | 2                    | 2          | 0         | 0         | 5         | 1           | 0               |
| 6  | RAMADHAN Hanif   | 31           | 8                    | 12         | 1         | 1         | 1         | 8           | 11              |
| 16 | BRKIC Amar       | 20           | 6                    | 7          | 2         | 0         | 5         | 0           | 7               |
| 17 | ASYURA Nabil     | 17           | 4                    | 3          | 4         | 2         | 2         | 2           | 4               |



# In Possession - Distributions

| #  | Player           | Passes Attempted | Passes Completed | Pass Completion % | Switches of Play | Crosses Attempted | Crosses Completed | Line Breaks Attempted | Line Breaks Completed | Line Break Completion % | Ball Progressions | Take Ons | Step Ins | Attempts at Goal | Goals |
|----|------------------|------------------|------------------|-------------------|------------------|-------------------|-------------------|-----------------------|-----------------------|-------------------------|-------------------|----------|----------|------------------|-------|
| 1  | ROMERO Manuel    | 21               | 15               | 71%               | 0                | 0                 | 0                 | 4                     | 0                     | 0%                      | 0                 | 0        | 0        | 0                | 0     |
| 3  | KRUG Martin      | 94               | 91               | 97%               | 0                | 0                 | 0                 | 17                    | 16                    | 94%                     | 0                 | 0        | 0        | 0                | 0     |
| 5  | HALL Juan        | 49               | 36               | 73%               | 0                | 4                 | 0                 | 14                    | 5                     | 35%                     | 1                 | 1        | 0        | 1                | 0     |
| 6  | RYCE Anel        | 45               | 35               | 78%               | 0                | 1                 | 1                 | 16                    | 10                    | 62%                     | 0                 | 0        | 0        | 2                | 0     |
| 9  | KRUG Frederick   | 9                | 8                | 89%               | 0                | 0                 | 0                 | 1                     | 1                     | 100%                    | 0                 | 0        | 0        | 1                | 0     |
| 10 | MORENO Eric      | 23               | 21               | 91%               | 0                | 4                 | 2                 | 6                     | 4                     | 66%                     | 3                 | 3        | 0        | 2                | 0     |
| 11 | CASTILLO Oldemar | 11               | 9                | 82%               | 0                | 0                 | 0                 | 2                     | 1                     | 50%                     | 2                 | 0        | 2        | 2                | 1     |
| 13 | DIAZ Erick       | 85               | 83               | 98%               | 0                | 5                 | 1                 | 29                    | 27                    | 93%                     | 2                 | 0        | 2        | 1                | 0     |
| 14 | JIMENEZ Juan     | 28               | 24               | 86%               | 0                | 1                 | 0                 | 8                     | 5                     | 62%                     | 2                 | 0        | 2        | 0                | 0     |
| 16 | PIERRE Jael      | 13               | 9                | 69%               | 0                | 3                 | 0                 | 5                     | 2                     | 40%                     | 3                 | 0        | 3        | 0                | 0     |
| 18 | RIOS Hector      | 12               | 7                | 58%               | 0                | 0                 | 0                 | 2                     | 1                     | 50%                     | 2                 | 2        | 0        | 3                | 0     |
| 7  | WALDER Kevin     | 5                | 4                | 80%               | 0                | 0                 | 0                 | 0                     | 0                     | 0%                      | 0                 | 0        | 0        | 1                | 0     |
| 8  | MARTA Aldair     | 5                | 4                | 80%               | 0                | 0                 | 0                 | 1                     | 1                     | 100%                    | 0                 | 0        | 0        | 0                | 0     |
| 15 | PIERRE Joshua    | 31               | 23               | 74%               | 0                | 1                 | 0                 | 10                    | 5                     | 50%                     | 2                 | 1        | 1        | 0                | 0     |
| 17 | GAITAN Luis      | 0                | 0                | 0%                | 0                | 0                 | 0                 | 0                     | 0                     | 0%                      | 0                 | 0        | 0        | 0                | 0     |
| 20 | GOMEZ Ernesto    | 3                | 3                | 100%              | 0                | 0                 | 0                 | 2                     | 2                     | 100%                    | 0                 | 0        | 0        | 0                | 0     |

# In Possession - Offers & Receptions



|    |                  |              | Offer movement types |            |           |           |           |             |                 |
|----|------------------|--------------|----------------------|------------|-----------|-----------|-----------|-------------|-----------------|
| #  | Player           | Total Offers | In Front             | In Between | Out to In | In to Out | In Behind | No Movement | Offers Received |
| 1  | ROMERO Manuel    | 0            | 0                    | 0          | 0         | 0         | 0         | 0           | 0               |
| 3  | KRUG Martin      | 5            | 0                    | 0          | 0         | 0         | 0         | 5           | 2               |
| 5  | HALL Juan        | 32           | 5                    | 1          | 1         | 0         | 5         | 20          | 17              |
| 6  | RYCE Anel        | 33           | 20                   | 6          | 1         | 0         | 1         | 5           | 16              |
| 9  | KRUG Frederick   | 19           | 0                    | 1          | 1         | 4         | 9         | 4           | 1               |
| 10 | MORENO Eric      | 11           | 6                    | 4          | 0         | 0         | 1         | 0           | 3               |
| 11 | CASTILLO Oldemar | 19           | 0                    | 7          | 0         | 2         | 9         | 1           | 5               |
| 13 | DIAZ Erick       | 21           | 0                    | 0          | 0         | 0         | 0         | 21          | 15              |
| 14 | JIMENEZ Juan     | 7            | 0                    | 0          | 0         | 0         | 1         | 6           | 2               |
| 16 | PIERRE Jael      | 19           | 4                    | 1          | 0         | 0         | 4         | 10          | 2               |
| 18 | RIOS Hector      | 34           | 0                    | 6          | 0         | 1         | 21        | 6           | 5               |
| 7  | WALDER Kevin     | 18           | 1                    | 0          | 0         | 0         | 11        | 6           | 2               |
| 8  | MARTA Aldair     | 17           | 7                    | 7          | 1         | 1         | 0         | 1           | 0               |
| 15 | PIERRE Joshua    | 4            | 1                    | 0          | 0         | 0         | 0         | 3           | 3               |
| 17 | GAITAN Luis      | 11           | 0                    | 3          | 0         | 1         | 7         | 0           | 2               |
| 20 | GOMEZ Ernesto    | 5            | 2                    | 1          | 0         | 0         | 1         | 1           | 2               |

# INDIVIDUAL DATA OUT OF POSSESSION



Indonesia v Panama



## Out of Possession

Indonesia



| #  | Player           | Tackles Made / Won | Blocks | Interceptions | Pressing Direct | Pressing Indirect | Duels Won - Aerial | Duels Won - Physical | Possession Contests won | Clearances | Loose Ball Receptions | Pushing On | Pushing On into Pressing | Possession Regains | Possession Interrupted |
|----|------------------|--------------------|--------|---------------|-----------------|-------------------|--------------------|----------------------|-------------------------|------------|-----------------------|------------|--------------------------|--------------------|------------------------|
| 1  | AL GIFFARI Ikram | 0 / 0              | 0      | 0             | 0               | 0                 | 0                  | 0                    | 0                       | 0          | 3                     | 0          | 0                        | 9                  | 0                      |
| 7  | DENNIS Figo      | 4 / 0              | 1      | 1             | 5               | 8                 | 0                  | 0                    | 2                       | 2          | 5                     | 18         | 8                        | 1                  | 4                      |
| 8  | PURWANTO Arkhan  | 3 / 0              | 2      | 0             | 3               | 11                | 2                  | 0                    | 3                       | 5          | 1                     | 13         | 5                        | 2                  | 6                      |
| 9  | RIZKY Kafiatur   | 4 / 0              | 1      | 0             | 4               | 14                | 2                  | 0                    | 3                       | 1          | 2                     | 9          | 6                        | 1                  | 2                      |
| 10 | BIN Ji Da        | 4 / 0              | 1      | 0             | 7               | 16                | 1                  | 0                    | 1                       | 1          | 1                     | 13         | 9                        | 1                  | 2                      |
| 11 | AFRISAL Riski    | 4 / 0              | 0      | 1             | 10              | 20                | 0                  | 0                    | 1                       | 1          | 2                     | 22         | 15                       | 2                  | 0                      |
| 12 | JARDIM Welber    | 2 / 0              | 3      | 0             | 7               | 9                 | 0                  | 0                    | 0                       | 6          | 6                     | 8          | 5                        | 4                  | 6                      |
| 14 | ZAKY Sulthan     | 2 / 0              | 2      | 1             | 3               | 4                 | 2                  | 0                    | 2                       | 6          | 7                     | 2          | 1                        | 0                  | 4                      |
| 18 | PAHLEVI Jehan    | 4 / 0              | 0      | 0             | 3               | 16                | 0                  | 0                    | 1                       | 0          | 1                     | 11         | 8                        | 0                  | 2                      |
| 20 | AKBAR Habil      | 3 / 0              | 0      | 0             | 2               | 9                 | 2                  | 0                    | 3                       | 3          | 6                     | 17         | 2                        | 3                  | 2                      |
| 21 | GWIJANGGE Iqbal  | 5 / 0              | 3      | 1             | 4               | 1                 | 1                  | 0                    | 2                       | 7          | 6                     | 1          | 1                        | 5                  | 3                      |
| 2  | NURVIAT Rizdjar  | 0 / 0              | 0      | 1             | 0               | 0                 | 0                  | 0                    | 0                       | 0          | 0                     | 1          | 0                        | 0                  | 0                      |
| 5  | ZIDAN Achmad     | 1 / 0              | 0      | 0             | 1               | 9                 | 0                  | 0                    | 0                       | 1          | 1                     | 10         | 7                        | 0                  | 0                      |
| 6  | RAMADHAN Hanif   | 1 / 0              | 0      | 0             | 1               | 2                 | 0                  | 0                    | 0                       | 0          | 2                     | 4          | 1                        | 0                  | 1                      |
| 16 | BRKIC Amar       | 0 / 0              | 3      | 0             | 0               | 6                 | 0                  | 0                    | 1                       | 0          | 4                     | 9          | 0                        | 3                  | 1                      |
| 17 | ASYURA Nabil     | 4 / 0              | 0      | 0             | 4               | 8                 | 1                  | 0                    | 1                       | 1          | 2                     | 9          | 5                        | 1                  | 1                      |

# Out of Possession

## Panama



| #  | Player           | Tackles Made / Won | Blocks | Interceptions | Pressing Direct | Pressing Indirect | Duels Won - Aerial | Duels Won - Physical | Possession Contests won | Clearances | Loose Ball Receptions | Pushing On | Pushing On into Pressing | Possession Regains | Possession Interrupted |
|----|------------------|--------------------|--------|---------------|-----------------|-------------------|--------------------|----------------------|-------------------------|------------|-----------------------|------------|--------------------------|--------------------|------------------------|
| 1  | ROMERO Manuel    | 0 / 0              | 0      | 0             | 0               | 0                 | 0                  | 0                    | 0                       | 0          | 2                     | 0          | 0                        | 7                  | 0                      |
| 3  | KRUG Martin      | 3 / 0              | 1      | 0             | 4               | 2                 | 0                  | 0                    | 0                       | 3          | 6                     | 4          | 2                        | 1                  | 2                      |
| 5  | HALL Juan        | 7 / 0              | 4      | 1             | 4               | 9                 | 1                  | 0                    | 1                       | 2          | 5                     | 16         | 3                        | 3                  | 3                      |
| 6  | RYCE Anel        | 3 / 0              | 1      | 1             | 6               | 19                | 1                  | 0                    | 1                       | 2          | 15                    | 23         | 12                       | 4                  | 2                      |
| 9  | KRUG Frederick   | 4 / 0              | 2      | 1             | 7               | 27                | 0                  | 0                    | 0                       | 0          | 4                     | 29         | 22                       | 1                  | 2                      |
| 10 | MORENO Eric      | 8 / 0              | 2      | 0             | 7               | 4                 | 0                  | 0                    | 1                       | 1          | 6                     | 5          | 3                        | 1                  | 4                      |
| 11 | CASTILLO Oldemar | 4 / 0              | 0      | 1             | 12              | 10                | 4                  | 0                    | 5                       | 0          | 8                     | 9          | 6                        | 4                  | 1                      |
| 13 | DIAZ Erick       | 1 / 0              | 2      | 0             | 1               | 3                 | 1                  | 0                    | 1                       | 5          | 2                     | 9          | 1                        | 5                  | 2                      |
| 14 | JIMENEZ Juan     | 5 / 0              | 2      | 1             | 4               | 3                 | 0                  | 0                    | 0                       | 2          | 1                     | 15         | 4                        | 2                  | 1                      |
| 16 | PIERRE Jael      | 1 / 0              | 1      | 1             | 1               | 9                 | 0                  | 0                    | 0                       | 0          | 3                     | 11         | 6                        | 1                  | 0                      |
| 18 | RIOS Hector      | 1 / 0              | 1      | 1             | 1               | 26                | 3                  | 0                    | 3                       | 0          | 4                     | 11         | 8                        | 0                  | 1                      |
| 7  | WALDER Kevin     | 4 / 0              | 1      | 0             | 6               | 2                 | 2                  | 0                    | 3                       | 1          | 1                     | 9          | 4                        | 0                  | 3                      |
| 8  | MARTA Aldair     | 1 / 0              | 1      | 0             | 2               | 5                 | 0                  | 0                    | 1                       | 2          | 4                     | 7          | 2                        | 1                  | 2                      |
| 15 | PIERRE Joshua    | 3 / 0              | 2      | 0             | 6               | 1                 | 1                  | 0                    | 1                       | 3          | 3                     | 5          | 0                        | 4                  | 3                      |
| 17 | GAITAN Luis      | 1 / 0              | 0      | 0             | 1               | 3                 | 0                  | 0                    | 0                       | 0          | 0                     | 1          | 1                        | 0                  | 0                      |
| 20 | GOMEZ Ernesto    | 1 / 0              | 0      | 0             | 2               | 0                 | 0                  | 0                    | 0                       | 0          | 0                     | 2          | 1                        | 0                  | 0                      |



# INDIVIDUAL DATA PHYSICAL



Indonesia v Panama



## Physical Data

Indonesia



| #  | Player           | Total Distance (m) | Zone 1: 0-7 km/h (m) | Zone 2: 7-15 km/h (m) | Zone 3: 15-20 km/h (m) | Zone 4: 20-25 km/h (m) | Zone 5: 25+ km/h (m) | High Speed Runs (Zone 4) | Sprints (Zone 5) | Top Speed (km/h) |
|----|------------------|--------------------|----------------------|-----------------------|------------------------|------------------------|----------------------|--------------------------|------------------|------------------|
| 1  | AL GIFFARI Ikram | 4585.3             | 3401.8               | 1050.0                | 119.7                  | 13.8                   | 0                    | 20.0                     | 2.0              | 27.4             |
| 7  | DENNIS Figo      | 8521.7             | 2646.0               | 4156.0                | 1386.5                 | 218.2                  | 115.0                | 104.0                    | 20.0             | 29.5             |
| 8  | PURWANTO Arkhan  | 11038.1            | 4625.0               | 4653.7                | 1027.6                 | 470.2                  | 261.6                | 91.0                     | 43.0             | 32.5             |
| 9  | RIZKY Kafiatur   | 6061.2             | 1692.9               | 3231.8                | 991.0                  | 145.5                  | 0                    | 73.0                     | 13.0             | 25.1             |
| 10 | BIN Ji Da        | 8882.9             | 2360.2               | 4551.6                | 1401.7                 | 477.9                  | 91.5                 | 103.0                    | 34.0             | 31.0             |
| 11 | AFRISAL Riski    | 10981.8            | 3803.0               | 4490.5                | 1831.8                 | 706.1                  | 149.4                | 136.0                    | 62.0             | 30.3             |
| 12 | JARDIM Welber    | 10606.3            | 3849.0               | 4752.7                | 1361.9                 | 501.7                  | 141.1                | 114.0                    | 34.0             | 29.6             |
| 14 | ZAKY Sulthan     | 10605.6            | 4083.2               | 4620.9                | 1201.6                 | 547.2                  | 153.8                | 103.0                    | 42.0             | 30.0             |
| 18 | PAHLEVI Jehan    | 5239.1             | 1898.6               | 2656.7                | 593.6                  | 71.8                   | 18.3                 | 52.0                     | 6.0              | 31.8             |
| 20 | AKBAR Habil      | 9789.4             | 3454.7               | 3871.7                | 1704.3                 | 517.9                  | 239.8                | 139.0                    | 42.0             | 29.6             |
| 21 | GWIJANGGE Iqbal  | 9987.6             | 4136.9               | 4200.8                | 960.8                  | 520.4                  | 169.8                | 109.0                    | 37.0             | 30.4             |
| 2  | NURVIAT Rizdjar  | 708.5              | 223.7                | 334.3                 | 96.1                   | 39.2                   | 15.1                 | 8.0                      | 3.0              | 27.2             |
| 5  | ZIDAN Achmad     | 3939.8             | 1196.5               | 1978.2                | 490.5                  | 262.0                  | 12.6                 | 41.0                     | 17.0             | 27.4             |
| 6  | RAMADHAN Hanif   | 4341.5             | 1161.8               | 2050.9                | 801.9                  | 274.4                  | 53.0                 | 60.0                     | 20.0             | 30.5             |
| 16 | BRKIC Amar       | 6269.2             | 1763.5               | 3053.7                | 932.2                  | 435.7                  | 83.4                 | 83.0                     | 32.0             | 30.1             |
| 17 | ASYURA Nabil     | 6058.1             | 1981.6               | 2688.6                | 1040.8                 | 309.6                  | 37.6                 | 72.0                     | 20.0             | 31.0             |

## Physical Data

Panama



| #  | Player           | Total Distance (m) | Zone 1: 0-7 km/h (m) | Zone 2: 7-15 km/h (m) | Zone 3: 15-20 km/h (m) | Zone 4: 20-25 km/h (m) | Zone 5: 25+ km/h (m) | High Speed Runs (Zone 4) | Sprints (Zone 5) | Top Speed (km/h) |
|----|------------------|--------------------|----------------------|-----------------------|------------------------|------------------------|----------------------|--------------------------|------------------|------------------|
| 1  | ROMERO Manuel    | 4592.5             | 3607.4               | 836.8                 | 56.5                   | 91.9                   | 0                    | 8.0                      | 3.0              | 24.7             |
| 3  | KRUG Martin      | 9516.4             | 4189.1               | 4295.7                | 743.2                  | 181.8                  | 105.6                | 65.0                     | 15.0             | 32.6             |
| 5  | HALL Juan        | 10903.2            | 4010.2               | 5109.2                | 1361.8                 | 380.5                  | 41.4                 | 101.0                    | 31.0             | 27.9             |
| 6  | RYCE Anel        | 10310.2            | 4296.2               | 4541.6                | 967.1                  | 440.2                  | 63.9                 | 89.0                     | 35.0             | 29.1             |
| 9  | KRUG Frederick   | 7512.2             | 3049.2               | 2772.0                | 1053.2                 | 486.8                  | 150.2                | 91.0                     | 40.0             | 30.2             |
| 10 | MORENO Eric      | 9736.2             | 3662.8               | 4433.9                | 1302.7                 | 303.8                  | 32.1                 | 106.0                    | 22.0             | 27.5             |
| 11 | CASTILLO Oldemar | 8471.5             | 3470.8               | 3107.4                | 1176.7                 | 473.6                  | 244.0                | 117.0                    | 41.0             | 30.4             |
| 13 | DIAZ Erick       | 9915.9             | 4379.8               | 4174.6                | 988.6                  | 260.8                  | 112.0                | 84.0                     | 23.0             | 33.2             |
| 14 | JIMENEZ Juan     | 4959.3             | 2175.7               | 2046.7                | 573.8                  | 163.2                  | 0                    | 43.0                     | 10.0             | 26.3             |
| 16 | PIERRE Jael      | 5171.8             | 2196.5               | 2053.7                | 609.8                  | 202.2                  | 109.6                | 58.0                     | 19.0             | 31.3             |
| 18 | RIOS Hector      | 10659.6            | 4088.0               | 4671.0                | 1023.3                 | 575.6                  | 302.7                | 104.0                    | 52.0             | 33.2             |
| 7  | WALDER Kevin     | 4578.2             | 1920.1               | 1793.7                | 571.4                  | 202.4                  | 90.6                 | 48.0                     | 17.0             | 32.0             |
| 8  | MARTA Aldair     | 3438.0             | 933.8                | 1801.5                | 570.0                  | 110.7                  | 21.7                 | 38.0                     | 9.0              | 28.9             |
| 15 | PIERRE Joshua    | 4548.1             | 2147.2               | 1774.7                | 309.7                  | 201.9                  | 114.6                | 33.0                     | 20.0             | 31.9             |
| 17 | GAITAN Luis      | 1524.5             | 517.6                | 587.4                 | 180.7                  | 171.2                  | 67.8                 | 22.0                     | 12.0             | 29.3             |
| 20 | GOMEZ Ernesto    | 1540.3             | 501.1                | 585.2                 | 287.3                  | 111.2                  | 55.5                 | 23.0                     | 10.0             | 28.2             |

