



U-17 WORLD CUP
INDONESIA 2023



Spain 1 - 0 Mali

Group B - Match 15
13 November 2023
16:00 Kick Off
Manahan Stadium

POST MATCH SUMMARY REPORT

Match Summary - Teams

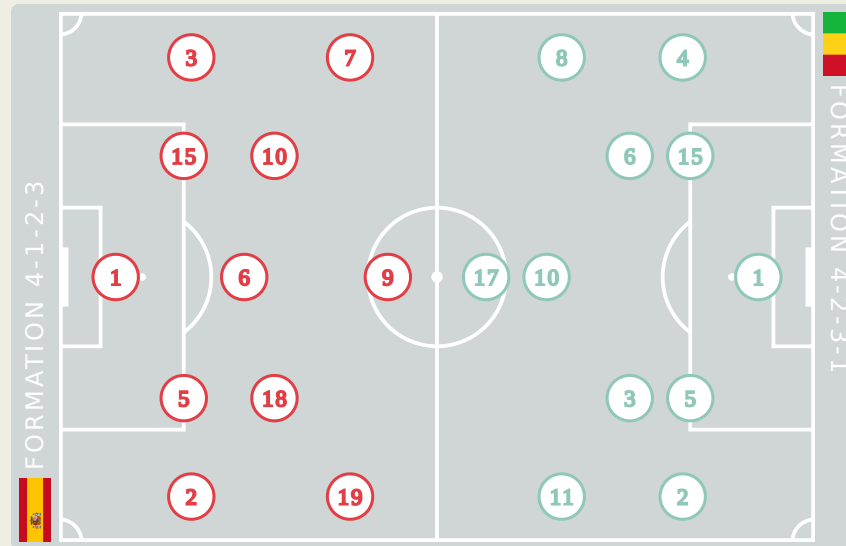


STARTING

1	GK	JIMENEZ Raul	
2	DF	FORT Hector	
3	DF	MUNOZ Dani	
5	MF	CUBARSI Pau	98'
6	MF	PRIM Pau (C)	
7	MF	LOPEZ Pablo	64'
9	FW	GUIU Marc	84'
10	FW	HERNANDEZ Juan	62'
15	DF	CUENCA Andres	
18	MF	JUNYENT Quim	85'
19	MF	YANEZ Daniel	64'

SUBSTITUTES

13	GK	ARBOL Fran	
21	GK	GONZALEZ Marcos	
4	DF	MARTIN Jon	
8	FW	MARTIN Roberto	85'
11	MF	HUESTAMENDIA Peio	64'
12	MF	OYONO Igor	64'
14	DF	MERINO Izan	
16	MF	BERNAL Marc	
17	FW	MESA Oscar	84'
20	MF	PAULO IAGO	



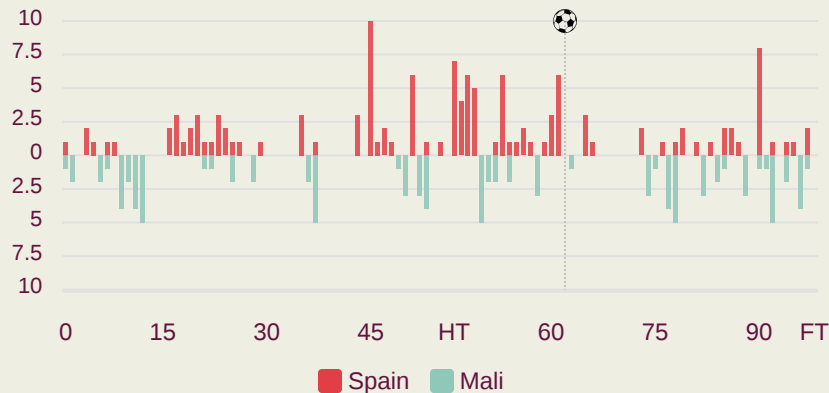
STARTING

KONE Bourama	GK	1		
69'	TRAORE Moussa	DF	2	
	MAKALOU Hamidou	MF	3	
69'	SANOGO Souleymane	DF	4	
	48'	TRAORE Issa	DF	5
	KONE Sekou	DF	6	
74'	(C) DIARRA Ibrahim	FW	8	
69'	TIA Ange Martial	MF	10	
88'	KANATE Ibrahim	FW	11	
	COULIBALY Baye	DF	15	
40'	DOUMBIA Mamadou	FW	17	

SUBSTITUTES

	SIDIBE Diaguine	GK	16
	DOUMBIA Seriba	GK	21
	SISSOKO Modibo	MF	7
88'	LEINTU Salif Noah	FW	9
69'	KONE Gaoussou	DF	12
	TRAORE Badra	FW	13
69'	THIERO Ousmane	MF	14
69'	DIOP Moussa Massire	DF	18
74'	BARRY Mahamoud	FW	19
	DIARRA Ousmane	FW	20

Distribution in the Final Third



Match Summary - Key Statistics



Possession

Total	54.3%	10.5%	35.2%	Total
1	Goals			0
12 (6)	Attempts at Goal (On Target)			20 (4)
566 (484)	Total Passes (Complete)			332 (274)
86 %	Pass Completion %			83 %
93	Completed Line Breaks			68
10	Defensive Line Breaks			7
98	Receptions in the Final Third			95
16	Crosses			16
22	Ball Progressions			29
167 (42)	Defensive Pressures Applied (Direct Pressures)			240 (50)
39	Forced Turnovers			56
93	Second Balls			71
115.8 km	Total Distance Covered			109.4 km
5.6 km	Zone 4 - Low Speed Sprinting: 20-25 km/h			6.9 km



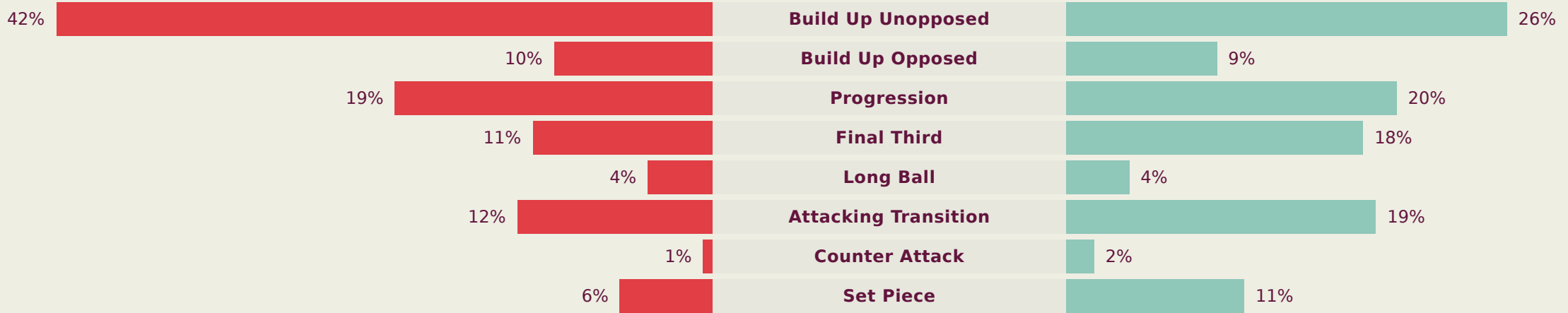
Spain

Phases of Play

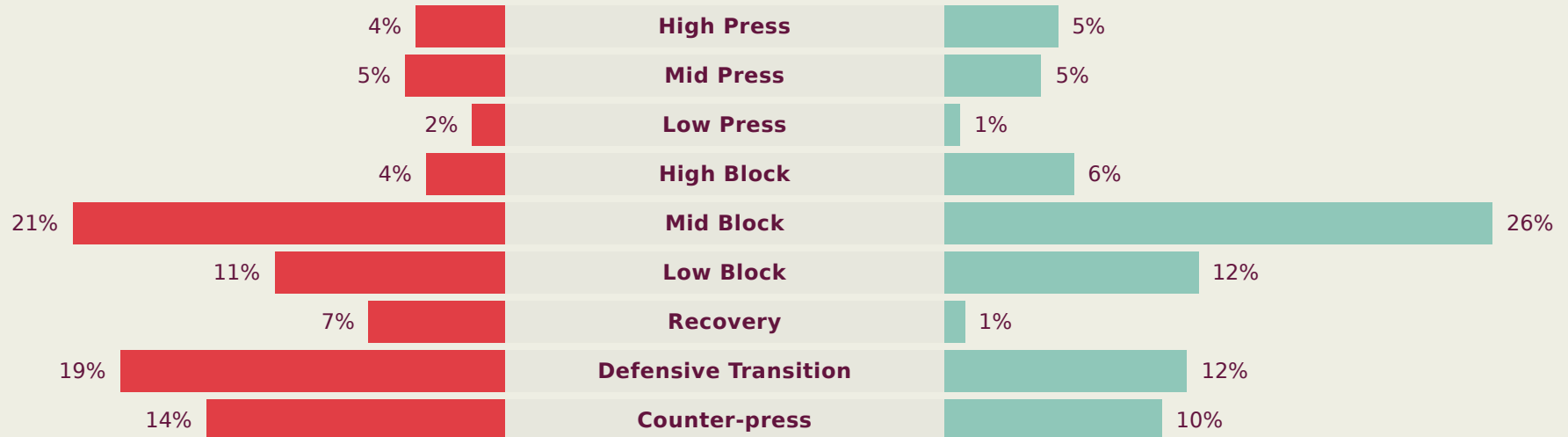
Mali



IN POSSESSION



OUT OF POSSESSION



IN POSSESSION

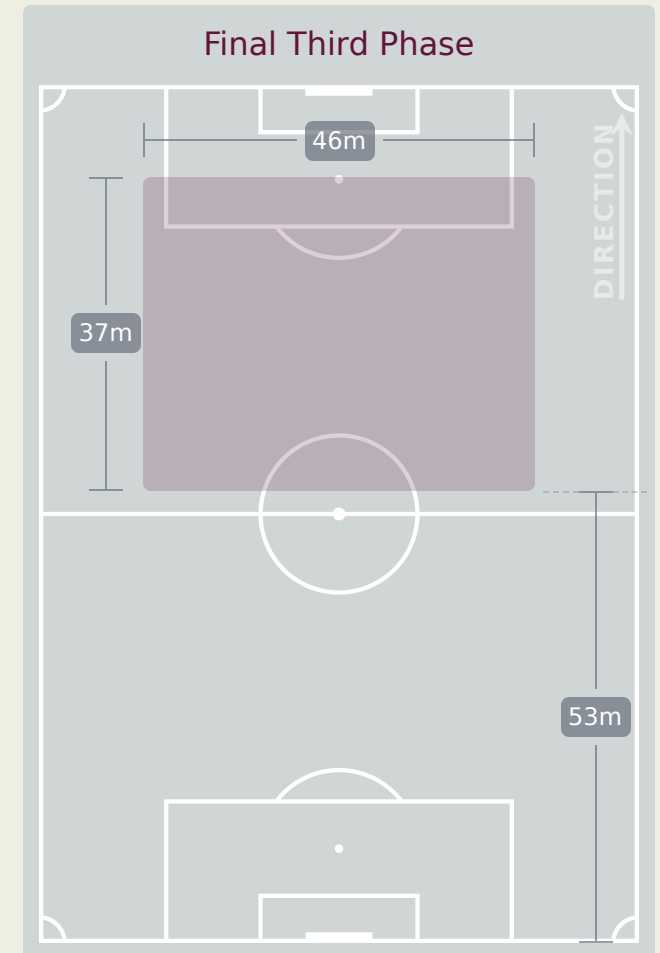
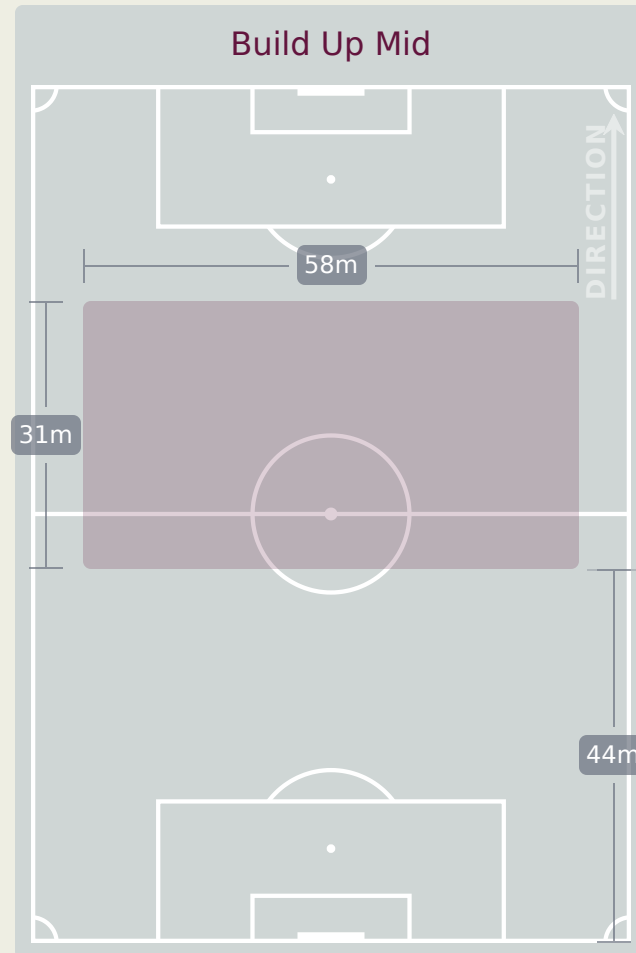
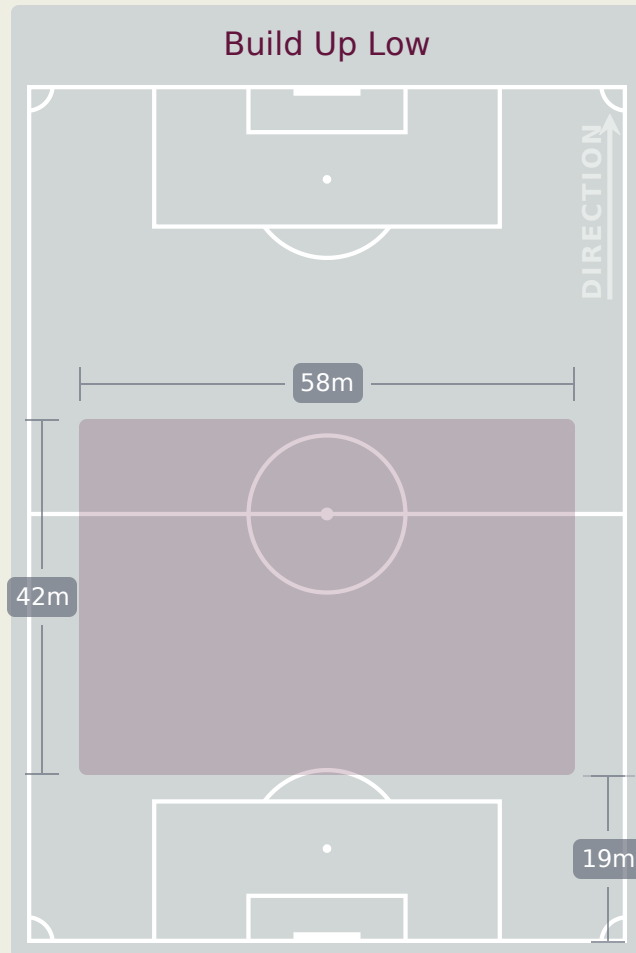


Spain v Mali

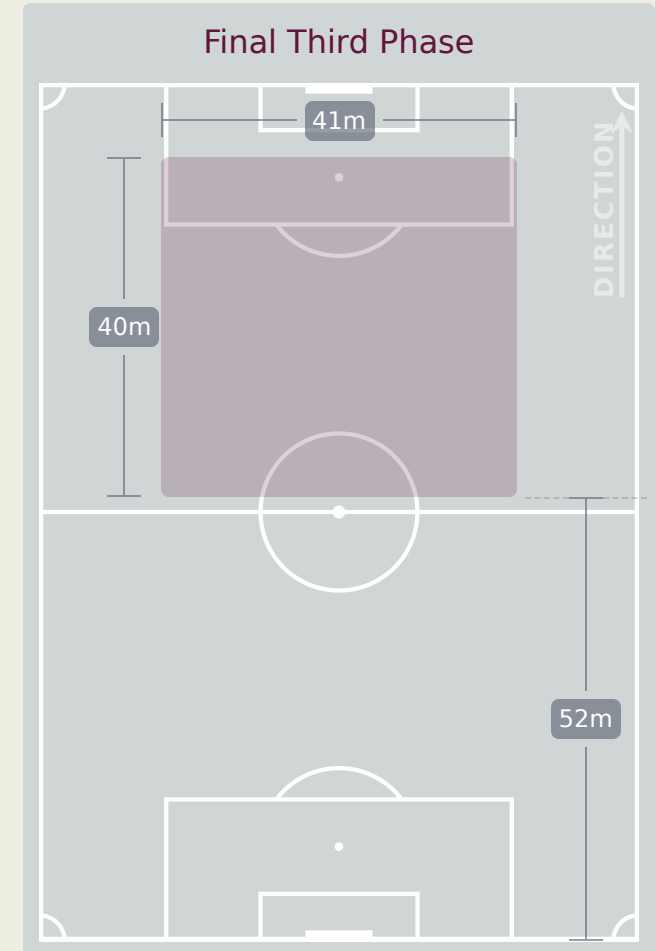
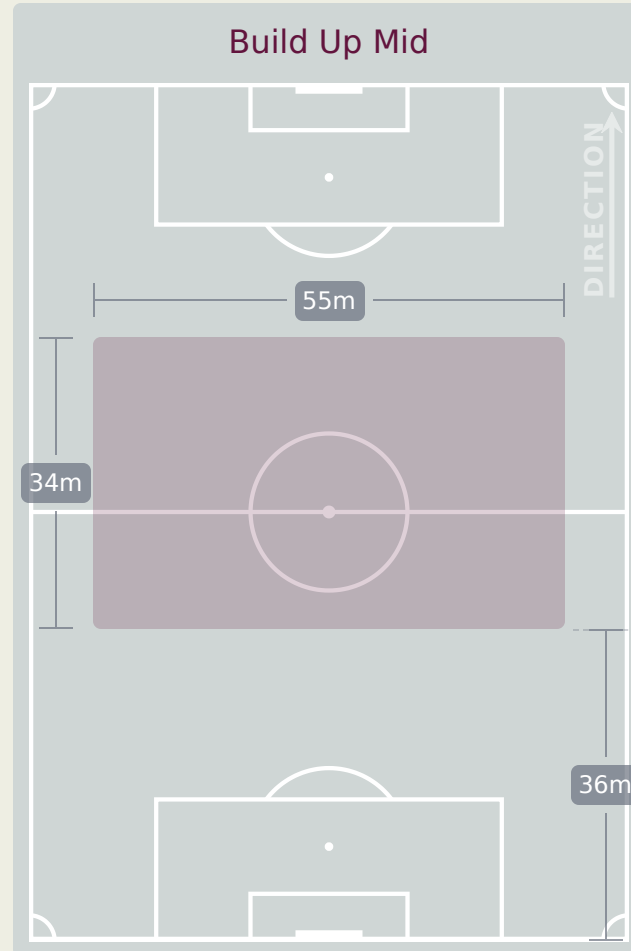
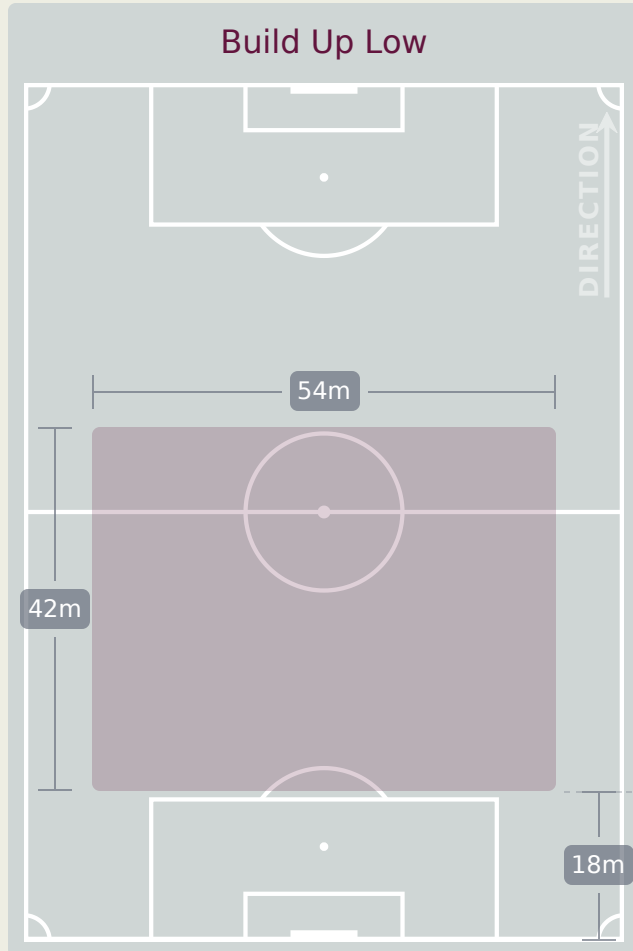




In Possession Line Height & Team Length



In Possession Line Height & Team Length



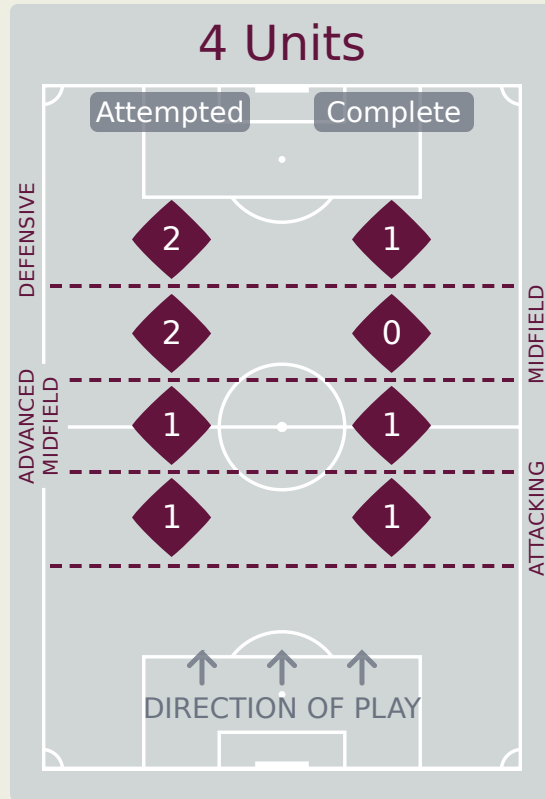
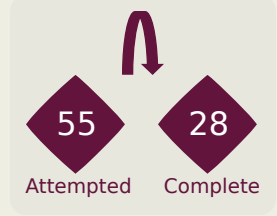
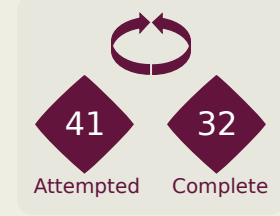
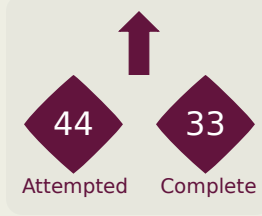
Line Breaks



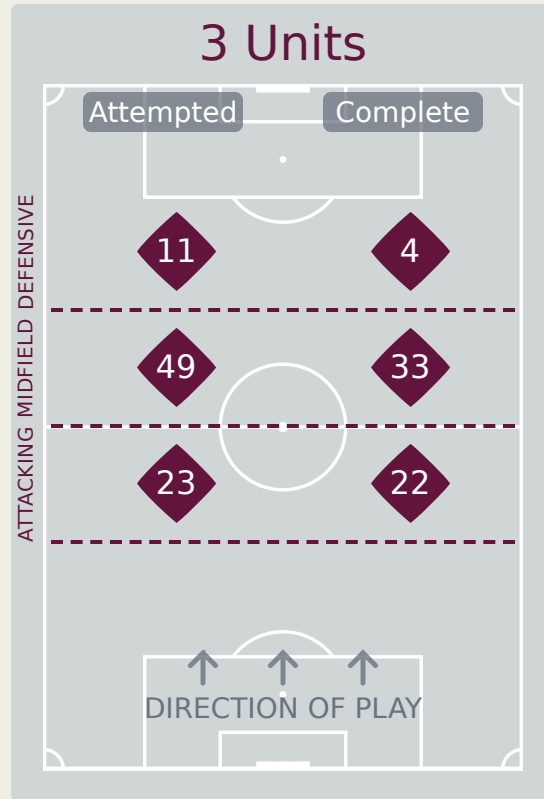
Spain

Attempted Line Breaks

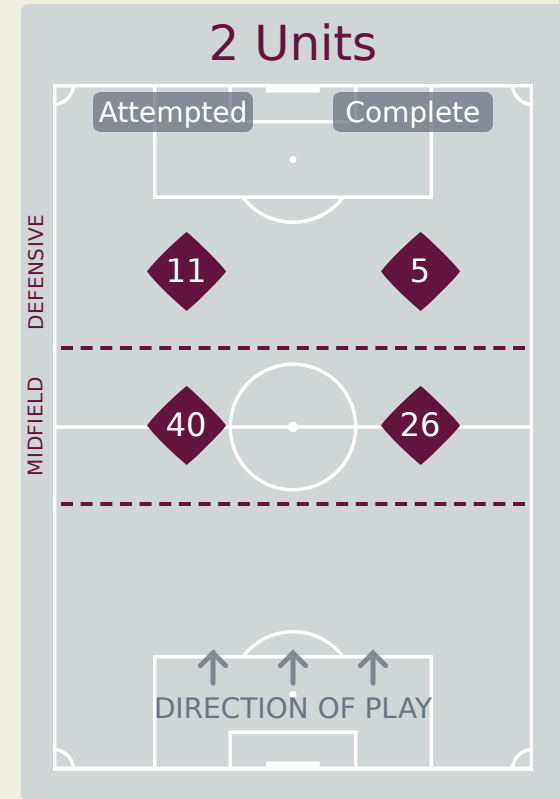
140



Attempted Line Breaks	6
Inside Shape	3
Outside Shape	3



Attempted Line Breaks	83
Inside Shape	47
Outside Shape	36



Attempted Line Breaks	51
Inside Shape	35
Outside Shape	16

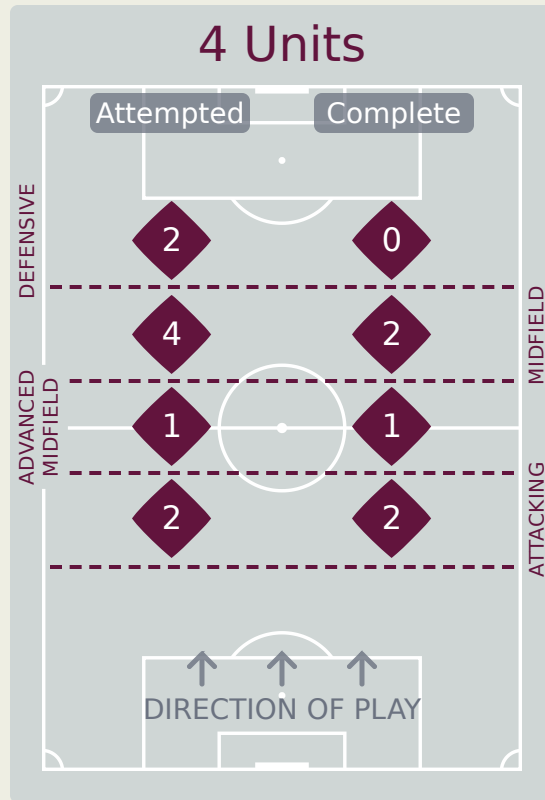
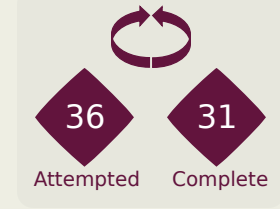
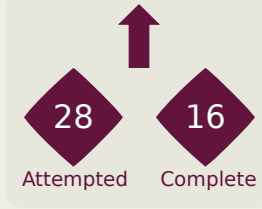
Line Breaks



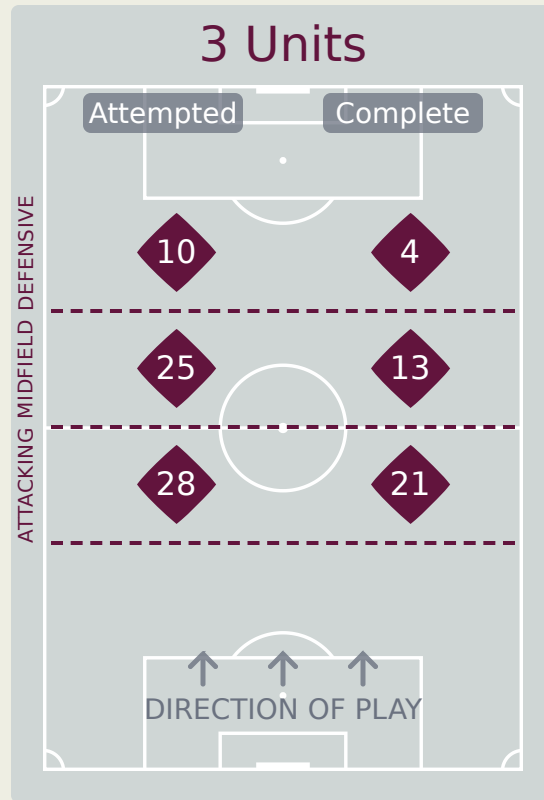
Mali

Attempted Line Breaks

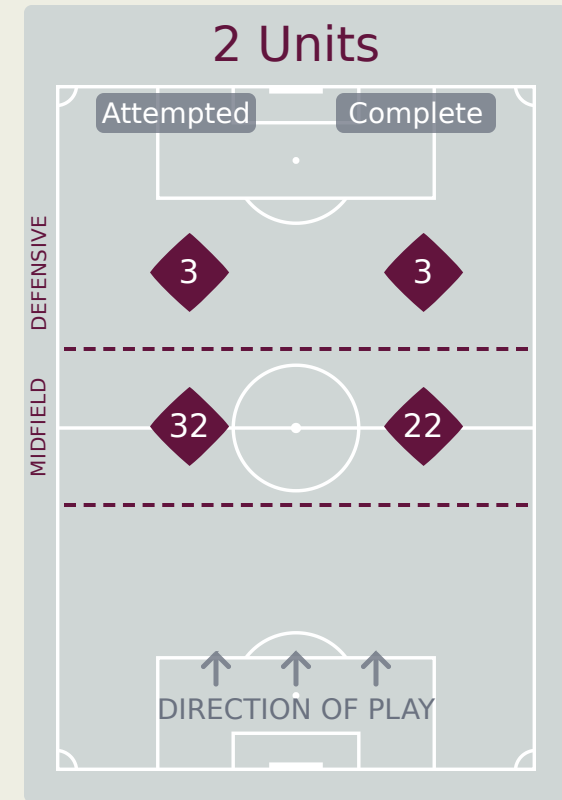
107



Attempted Line Breaks	9
Inside Shape	4
Outside Shape	5



Attempted Line Breaks	63
Inside Shape	34
Outside Shape	29



Attempted Line Breaks	35
Inside Shape	26
Outside Shape	9

Line Breaks



					4 Units				3 Units			2 Units		Direction			Distribution Type		
#	Player	Line Breaks Attempted	Line Breaks Completed	Line Break Completion %	Attacking Line	Attacking Midfield Line	Midfield Line	Defensive Line	Attacking Line	Midfield Line	Defensive Line	Midfield Line	Defensive Line	Through	Around	Over	Pass	Cross	Ball Progression
1	JIMENEZ Raul	19	11	57%	0	1	1	0	7	6	1	2	1	2	1	16	19	0	0
2	FORT Hector	16	8	50%	1	0	0	0	0	5	5	4	1	1	8	7	10	2	4
3	MUNOZ Dani	15	10	66%	0	0	0	1	2	4	2	2	4	4	2	9	11	1	3
5	CUBARSI Pau	25	22	88%	0	0	0	0	7	10	0	7	1	8	11	6	25	0	0
6	PRIM Pau	15	13	86%	0	0	0	0	3	3	0	7	2	9	2	4	14	1	0
7	LOPEZ Pablo	6	3	50%	0	0	1	0	1	4	0	0	0	4	1	1	6	0	0
9	GUIU Marc	0	0	0%	0	0	0	0	0	0	0	0	0	0	0	0	0	0	0
10	HERNANDEZ Juan	12	8	66%	0	0	0	1	0	6	1	4	0	7	4	1	11	0	1
15	CUENCA Andres	20	11	55%	0	0	0	0	3	4	1	11	1	5	6	9	20	0	0
18	JUNYENT Quim	6	4	66%	0	0	0	0	0	2	1	3	0	3	3	0	6	0	0
19	YANEZ Daniel	2	1	50%	0	0	0	0	0	1	0	0	1	0	2	0	2	0	0
8	MARTIN Roberto	1	0	0%	0	0	0	0	0	1	0	0	0	0	0	1	1	0	0
11	HUESTAMENDIA Peio	1	1	100%	0	0	0	0	0	1	0	0	0	1	0	0	1	0	0
12	OYONO Igor	1	0	0%	0	0	0	0	0	1	0	0	0	0	1	0	0	0	1
17	MESA Oscar	1	1	100%	0	0	0	0	0	1	0	0	0	0	0	1	1	0	0



Line Breaks

					4 Units				3 Units			2 Units		Direction			Distribution Type		
#	Player	Line Breaks Attempted	Line Breaks Completed	Line Break Completion %	Attacking Line	Attacking Midfield Line	Midfield Line	Defensive Line	Attacking Line	Midfield Line	Defensive Line	Midfield Line	Defensive Line	Through	Around	Over	Pass	Cross	Ball Progression
1	KONE Bourama	16	7	43%	0	1	0	0	3	6	1	5	0	0	1	15	16	0	0
2	TRAORE Moussa	11	7	63%	0	0	0	1	5	3	0	2	0	2	5	4	10	0	1
3	MAKALOU Hamidou	7	4	57%	0	0	1	0	0	0	2	4	0	3	2	2	4	1	2
4	SANOGO Souleymane	12	9	75%	0	0	0	0	0	5	1	6	0	2	4	6	12	0	0
5	TRAORE Issa	8	6	75%	1	0	0	0	3	2	0	1	1	3	3	2	8	0	0
6	KONE Sekou	10	6	60%	0	0	1	0	1	4	0	4	0	7	1	2	10	0	0
8	DIARRA Ibrahim	2	0	0%	0	0	0	0	0	1	0	1	0	2	0	0	1	0	1
10	TIA Ange Martial	8	6	75%	0	0	0	0	4	0	3	0	1	3	4	1	8	0	0
11	KANATE Ibrahim	2	1	50%	0	0	1	0	0	1	0	0	0	1	0	1	1	0	1
15	COULIBALY Baye	12	7	58%	0	0	1	0	4	0	2	5	0	2	4	6	12	0	0
17	DOUMBIA Mamadou	1	1	100%	0	0	0	0	0	1	0	0	0	0	1	0	1	0	0
9	LEINTU Salif Noah	0	0	0%	0	0	0	0	0	0	0	0	0	0	0	0	0	0	0
12	KONE Gaoussou	7	7	100%	0	0	0	0	5	1	0	1	0	0	6	1	4	1	2
14	THIERO Ousmane	1	1	100%	0	0	0	0	0	0	0	1	0	0	1	0	1	0	0
18	DIOP Moussa Massire	7	5	71%	1	0	0	0	3	0	0	2	1	1	4	2	6	1	0
19	BARRY Mahamoud	3	1	33%	0	0	0	1	0	1	1	0	0	2	0	1	2	1	0



Passing Networks

#	Passes From ↓ to →	JIMENEZ Raul	FORT Hector	MUNOZ Dani	CUBARSI Pau	PRIM Pau	LOPEZ Pablo	GUIU Marc	HERNANDEZ Juan	CUENCA Andres	JUNYENT Quim	YANEZ Daniel	MARTIN Roberto	HUESTAMENDIA Peio	OYONO Igor	MESA Oscar
1	JIMENEZ Raul	16	4	1	16	5	0	1	3	16	0	0	1	0	0	0
2	FORT Hector	4	16	0	16	3	0	1	4	0	5	2	1	3	0	0
3	MUNOZ Dani	2	1	16	3	4	5	0	4	9	1	1	0	0	1	0
5	CUBARSI Pau	9	14	1	16	14	1	1	4	37	7	5	0	0	0	0
6	PRIM Pau	4	5	9	8	16	1	1	12	12	2	1	0	2	0	0
7	LOPEZ Pablo	0	0	3	0	1	16	0	5	0	5	0	0	0	0	0
9	GUIU Marc	0	1	0	0	1	0	16	1	0	0	2	0	0	0	0
10	HERNANDEZ Juan	1	3	5	4	7	4	1	16	2	6	2	1	1	0	1
15	CUENCA Andres	12	1	12	34	5	4	0	7	16	1	0	0	1	0	0
18	JUNYENT Quim	0	8	3	4	11	1	1	3	1	16	3	0	0	0	0
19	YANEZ Daniel	1	3	0	1	1	0	0	1	0	5	16	0	0	0	0
8	MARTIN Roberto	0	0	0	1	0	0	0	0	0	0	0	16	0	0	1
11	HUESTAMENDIA Peio	0	3	0	1	0	0	1	1	0	0	0	1	16	0	0
12	OYONO Igor	0	0	0	0	0	0	0	0	0	0	0	0	0	16	1
17	MESA Oscar	0	0	0	0	1	0	0	1	0	0	0	3	0	0	16

Top 5 Player to Player Passers		
Player	Passed To	% of Total Team Passes
CUBARSI Pau	CUENCA Andres	8%
CUENCA Andres	CUBARSI Pau	7.3%
JIMENEZ Raul	CUENCA Andres	3.5%
JIMENEZ Raul	CUBARSI Pau	3.5%
FORT Hector	CUBARSI Pau	3.5%

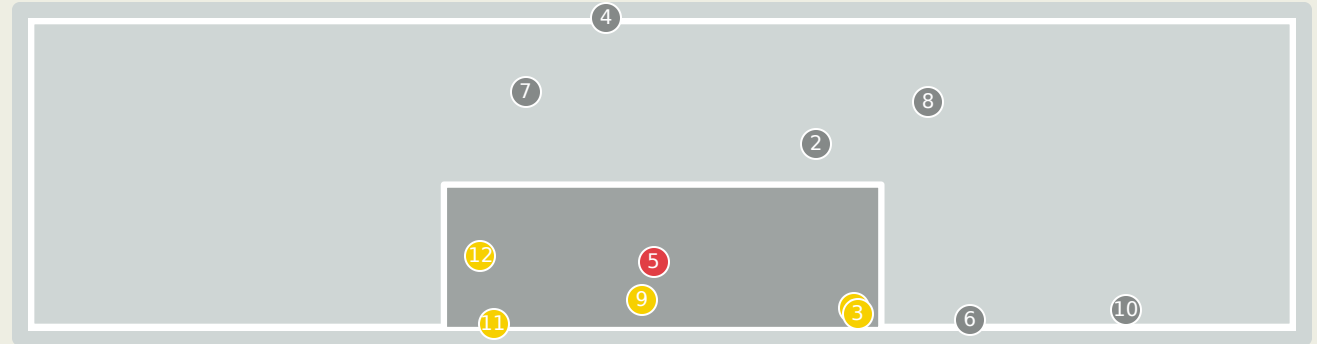
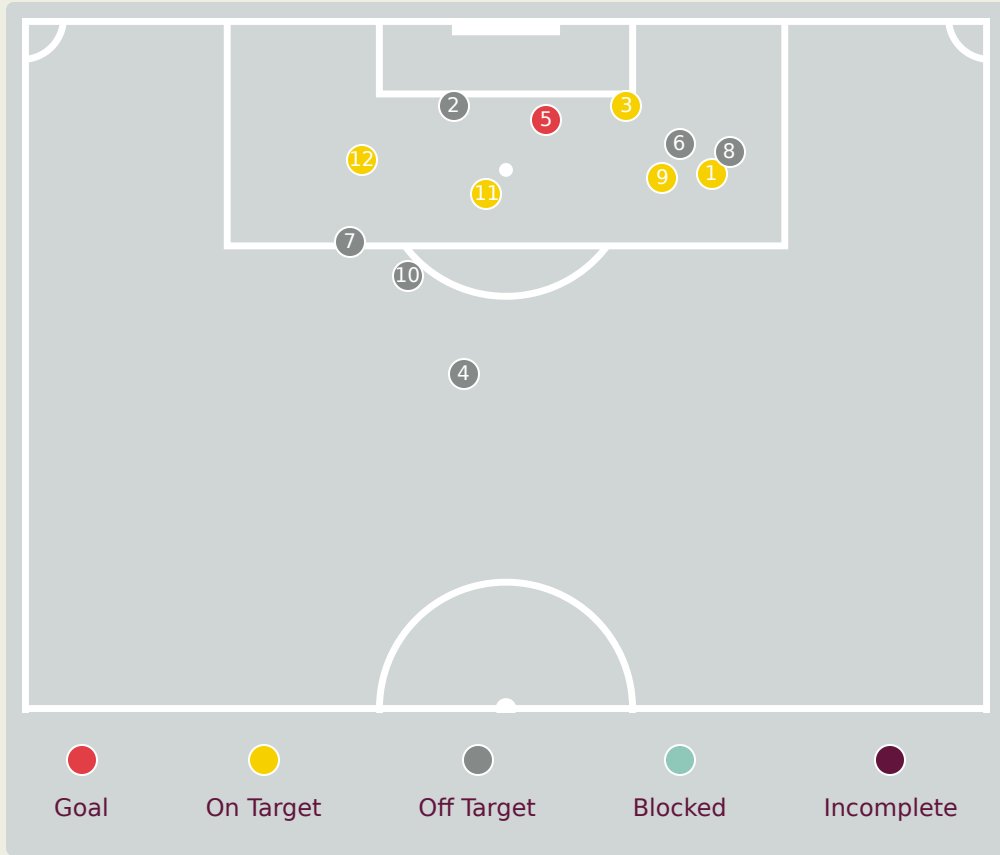


Passing Networks

#	Passes From ↓ to →	KONE Bourama	TRAORE Moussa	MAKALOU Hamidou	SANOGO Souleymane	TRAORE Issa	KONE Sekou	DIARRA Ibrahim	TIA Ange Martial	KANATE Ibrahim	COULIBALY Baye	DOUMBIA Mamadou	LEINTU Salif Noah	KONE Gaoussou	THIERO Ousmane	DIOP Moussa Massire	BARRY Mahamoud
1	KONE Bourama	0	3	1	0	2	1	0	0	1	9	0	1	3	1	1	0
2	TRAORE Moussa	1	0	2	2	3	0	2	3	2	3	1	0	0	0	0	0
3	MAKALOU Hamidou	0	3	0	2	0	2	0	2	1	2	0	0	0	2	1	0
4	SANOGO Souleymane	0	0	0	0	1	3	4	5	0	3	1	0	0	0	0	0
5	TRAORE Issa	1	6	2	0	0	3	1	0	1	7	0	0	6	1	0	1
6	KONE Sekou	1	2	2	4	3	0	3	3	4	2	0	0	3	0	0	3
8	DIARRA Ibrahim	0	1	1	4	1	4	0	1	2	0	0	0	0	0	0	0
10	TIA Ange Martial	0	3	2	3	2	1	6	0	2	1	0	0	0	0	0	0
11	KANATE Ibrahim	1	0	2	0	0	1	1	2	0	1	0	0	0	0	0	1
15	COULIBALY Baye	7	3	2	4	5	2	1	1	1	0	0	0	0	1	5	2
17	DOUMBIA Mamadou	0	0	1	2	0	1	1	1	0	0	0	0	0	0	0	0
9	LEINTU Salif Noah	0	0	0	0	0	0	0	0	0	0	0	0	0	1	0	0
12	KONE Gaoussou	0	0	7	0	2	2	0	0	0	0	0	0	0	0	0	0
14	THIERO Ousmane	0	0	1	0	1	0	0	0	0	0	0	0	0	0	4	1
18	DIOP Moussa Massire	0	0	1	0	3	0	0	0	0	1	0	0	0	4	0	2
19	BARRY Mahamoud	0	0	0	0	0	1	0	0	2	0	0	0	0	0	2	0

Top 5 Player to Player Passers		
Player	Passed To	% of Total Team Passes
KONE Bourama	COULIBALY Baye	3.6%
TRAORE Issa	COULIBALY Baye	2.8%
COULIBALY Baye	KONE Bourama	2.8%
KONE Gaoussou	MAKALOU Hamidou	2.8%
TRAORE Issa	TRAORE Moussa	2.4%

Attempts at Goal



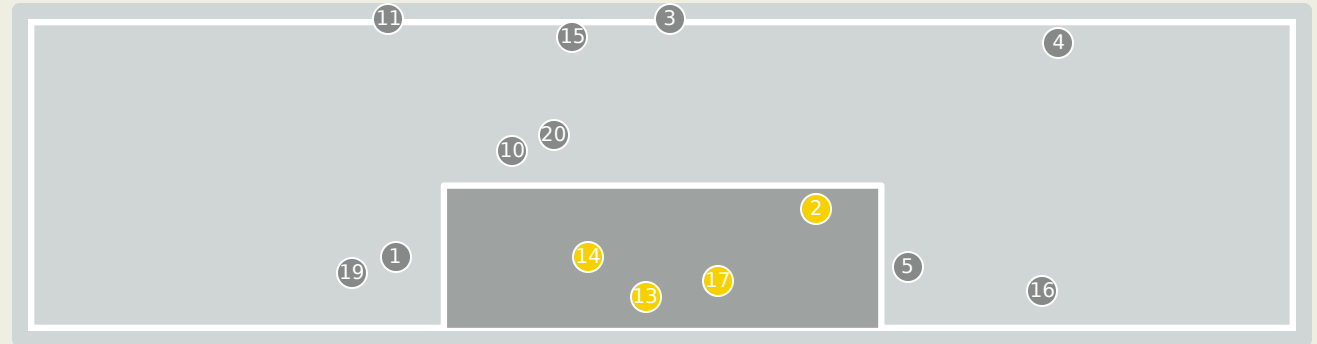
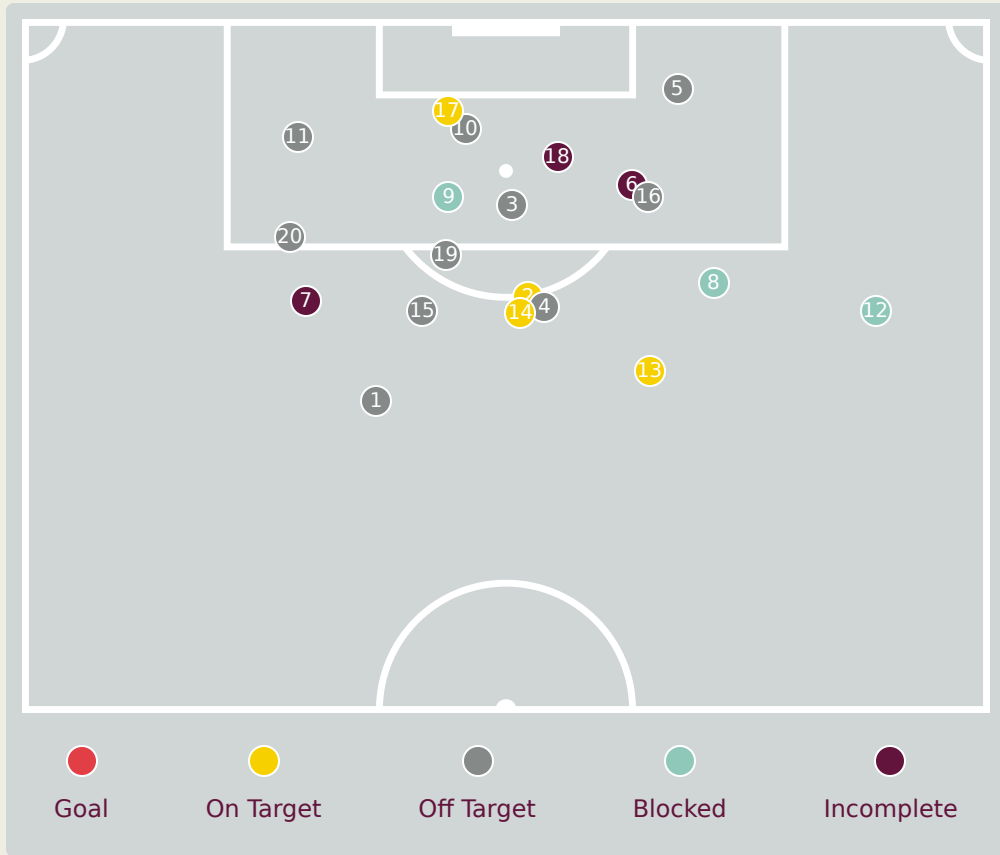
Key	Outcome	Shots
●	Goals	1
●	On Target	5
●	Off Target	6
●	Blocked	0
●	Incomplete	0






Attempts at Goal

Spain

Time	Player	Outcome	Body Part	Delivery Type
24	19 YANEZ Daniel	On Target - Saved	Left Foot	Ball Progression
51	10 HERNANDEZ Juan	Off Target	Head	Cross
56	19 YANEZ Daniel	On Target - Saved	Right Foot	Cross
57	6 PRIM Pau	Off Target	Left Foot	Loose Ball
61	10 HERNANDEZ Juan	On Target - Goal	Right Foot	Cross
78	12 OYONO Igor	Off Target - Saved	Left Foot	Loose Ball
79	12 OYONO Igor	Off Target	Left Foot	Loose Ball
86	2 FORT Hector	Off Target	Right Foot	Ball Progression
90	11 HUESTAMENDIA Peio	On Target - Saved	Right Foot	Pass
95	17 MESA Oscar	Off Target	Left Foot	Pass
95	12 OYONO Igor	On Target - Saved	Left Foot	Loose Ball
97	8 MARTIN Roberto	Deflected On Target - Saved	Left Foot	Pass

Attempts at Goal



Key	Outcome	Shots
	Goals	0
	On Target	4
	Off Target	10
	Blocked	3
	Incomplete	3



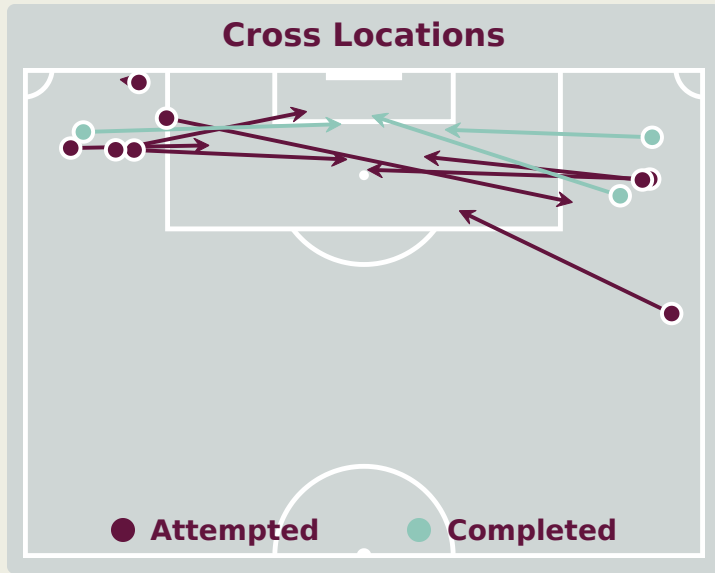
Attempts at Goal

Time	Player	Outcome	Body Part	Delivery Type
0	3 MAKALOU Hamidou	Off Target - Saved	Right Foot	Ball Progression
9	3 MAKALOU Hamidou	On Target - Saved	Right Foot	Pass
21	17 DOUMBIA Mamadou	Off Target	Head	Cross
25	3 MAKALOU Hamidou	Off Target	Right Foot	Pass
28	3 MAKALOU Hamidou	Off Target	Right Foot	Ball Progression
36	11 KANATE Ibrahim	Incomplete - Player On Ball Error	Right Foot	Pass
50	6 KONE Sekou	Incomplete	Left Foot	Tackle
51	10 TIA Ange Martial	Incomplete - Blocked	Right Foot	Freekick
51	8 DIARRA Ibrahim	Incomplete - Blocked	Left Foot	Loose Ball
51	11 KANATE Ibrahim	Off Target	Head	Pass
52	11 KANATE Ibrahim	Deflected Off Target - Defensive Event	Left Foot	Pass
52	8 DIARRA Ibrahim	Incomplete - Blocked	Left Foot	Ball Progression
53	6 KONE Sekou	On Target	Left Foot	Pass
58	10 TIA Ange Martial	On Target - Saved	Right Foot	Pass
75	14 THIERO Ousmane	Off Target	Right Foot	Pass
77	19 BARRY Mahamoud	Deflected Off Target - Defensive Event	Left Foot	Pass
82	5 TRAORE Issa	On Target - Saved	Head	Cross

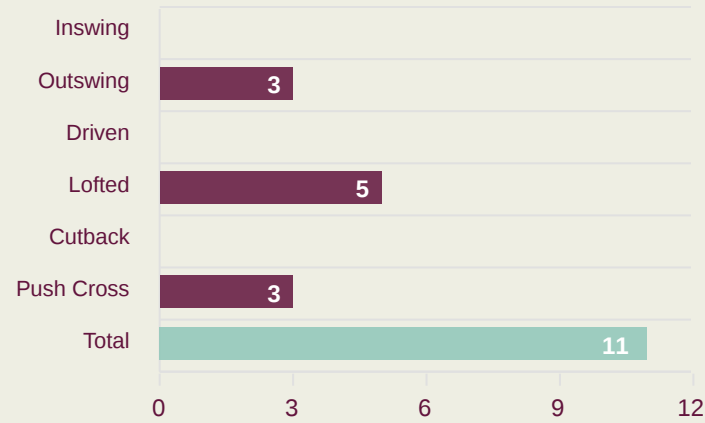
Attempts at Goal

Time	Player	Outcome	Body Part	Delivery Type
92	19 BARRY Mahamoud	Incomplete	Head	Cross
96	14 THIERO Ousmane	Off Target	Right Foot	Pass
99	3 MAKALOU Hamidou	Off Target	Right Foot	Freekick

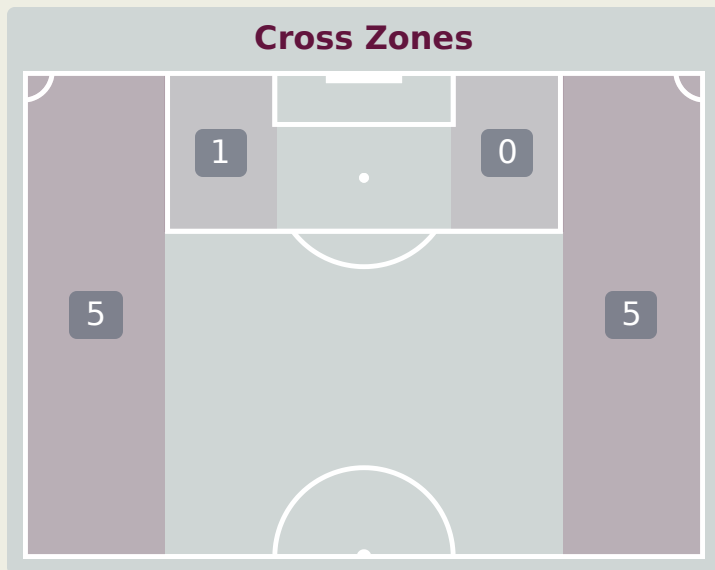
Crosses (Open Play)



Delivery Type



#	Player	Inswing	Outswing	Driven	Lofted	Cutback	Push Cross	Total Attempted
1	JIMENEZ Raul	0	0	0	0	0	0	0
2	FORT Hector	0	1	0	1	0	2	4
3	MUNOZ Dani	0	1	0	1	0	1	3
5	CUBARSI Pau	0	0	0	0	0	0	0
6	PRIM Pau	0	0	0	0	0	0	0
7	LOPEZ Pablo	0	0	0	2	0	0	2
9	GUIU Marc	0	0	0	0	0	0	0
10	HERNANDEZ Juan	0	0	0	0	0	0	0
15	CUENCA Andres	0	0	0	0	0	0	0
18	JUNYENT Quim	0	0	0	0	0	0	0
19	YANEZ Daniel	0	0	0	0	0	0	0
8	MARTIN Roberto	0	0	0	0	0	0	0
11	HUESTAMENDIA Peio	0	1	0	0	0	0	1
12	OYONO Igor	0	0	0	1	0	0	1
17	MESA Oscar	0	0	0	0	0	0	0



Attempted

11

Completed

3

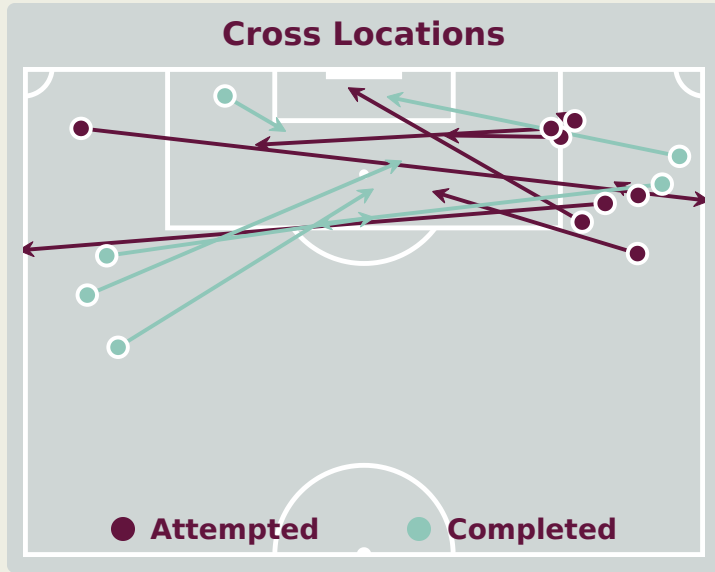
Most Crosses Attempted

4

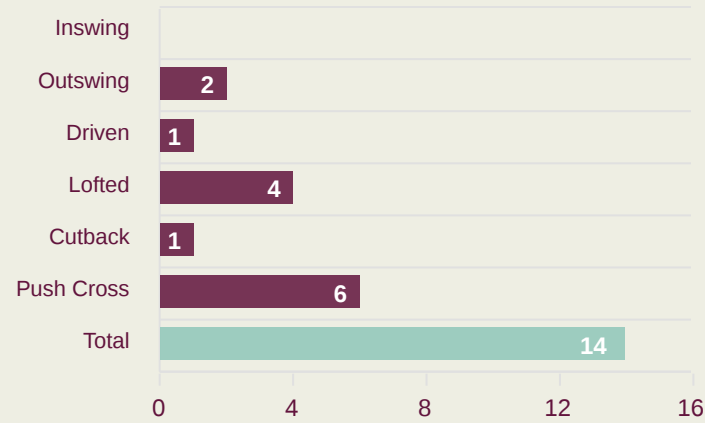
FORT Hector
RIGHT BACK



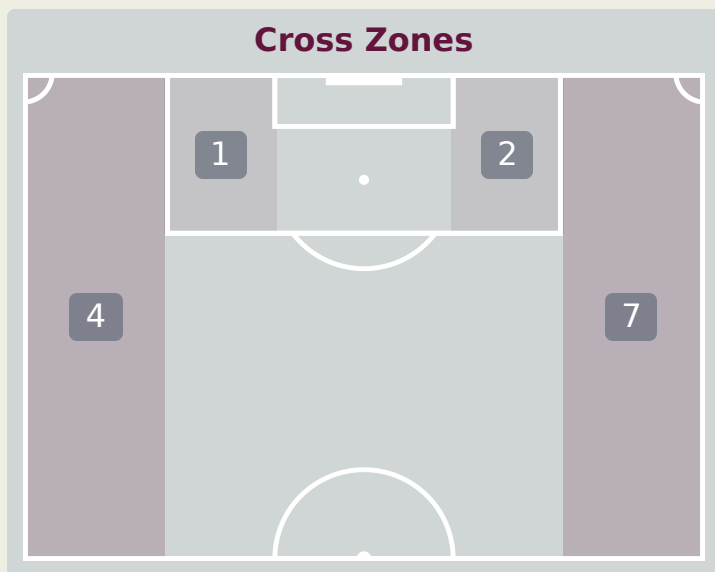
Crosses (Open Play)



Delivery Type



#	Player	Inswing	Outswing	Driven	Lofted	Cutback	Push Cross	Total Attempted
1	KONE Bourama	0	0	0	0	0	0	0
2	TRAORE Moussa	0	0	0	1	0	0	1
3	MAKALOU Hamidou	0	0	0	0	0	0	0
4	SANOGO Souleymane	0	0	0	0	0	2	2
5	TRAORE Issa	0	0	0	0	0	1	1
6	KONE Sekou	0	0	0	0	0	0	0
8	DIARRA Ibrahim	0	0	0	0	1	1	2
10	TIA Ange Martial	0	0	0	0	0	0	0
11	KANATE Ibrahim	0	0	0	0	0	0	0
15	COULIBALY Baye	0	0	0	0	0	0	0
17	DOUMBIA Mamadou	0	1	1	0	0	0	2
9	LEINTU Salif Noah	0	0	0	0	0	0	0
12	KONE Gaoussou	0	1	0	0	0	0	1
14	THIERO Ousmane	0	0	0	1	0	0	1
18	DIOP Moussa Massire	0	0	0	1	0	0	1
19	BARRY Mahamoud	0	0	0	1	0	2	3



Attempted

14

Completed

6

Most Crosses Attempted

3

BARRY Mahamoud

BENCH

Offering to Receive

353
Total Offers Made

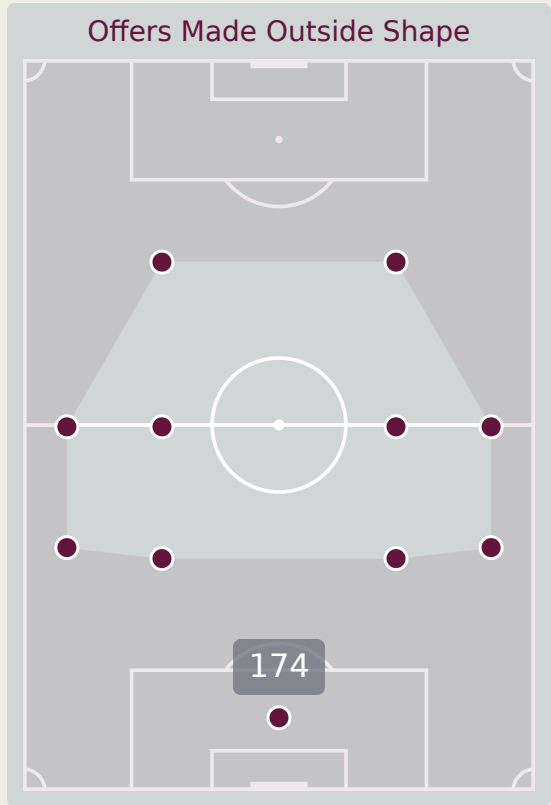
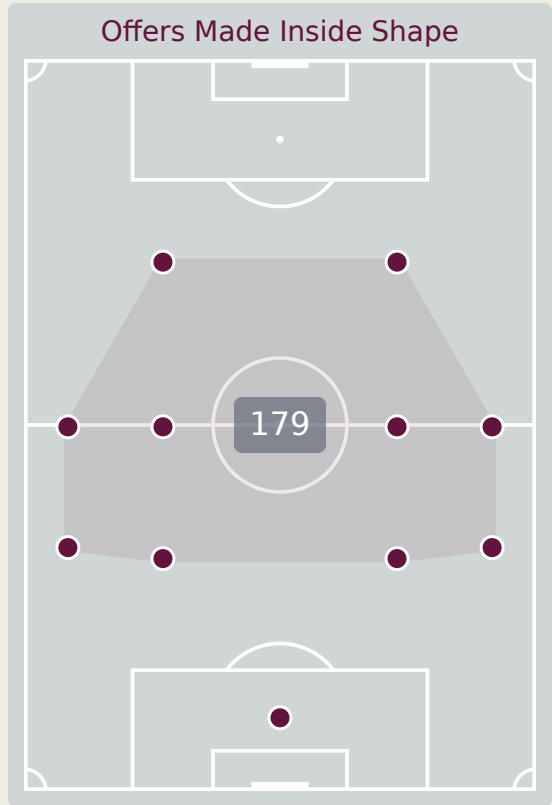
105
Total Offers Received

Most Offers
100
JUNYENT Quim
RIGHT CENTRE MIDFIELD

132
Offers Made in Final Third

172
Offers Made in Middle Third

49
Offers Made in Defensive Third



#	Player	Offers Made	Offers Received	% Made & Received
1	JIMENEZ Raul	10	4	40%
2	FORT Hector	32	14	43.8%
3	MUNOZ Dani	32	12	37.5%
5	CUBARSI Pau	1	0	0%
6	PRIM Pau	10	7	70%
7	LOPEZ Pablo	27	6	22.2%
9	GUIU Marc	11	4	36.4%
10	HERNANDEZ Juan	55	21	38.2%
15	CUENCA Andres	11	3	27.3%
18	JUNYENT Quim	100	21	21%
19	YANEZ Daniel	32	6	18.8%
8	MARTIN Roberto	10	4	40%
11	HUESTAMENDIA Peio	6	1	16.7%
12	OYONO Igor	12	1	8.3%
17	MESA Oscar	4	1	25%



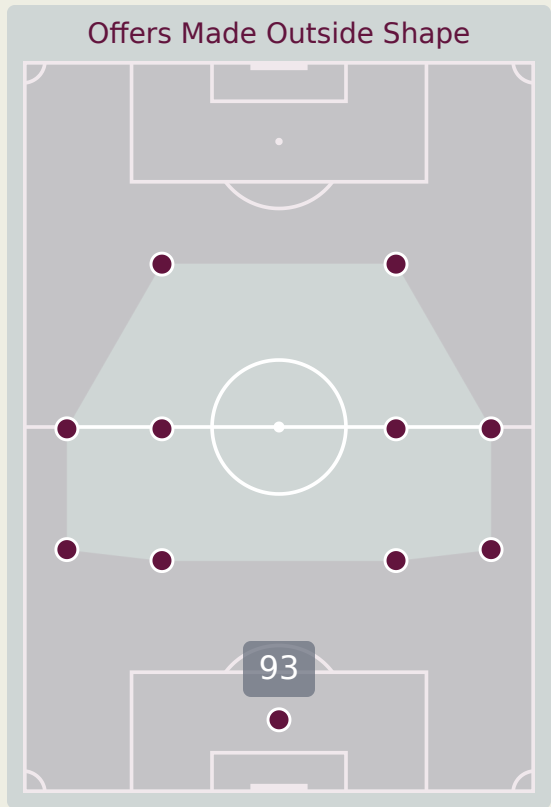
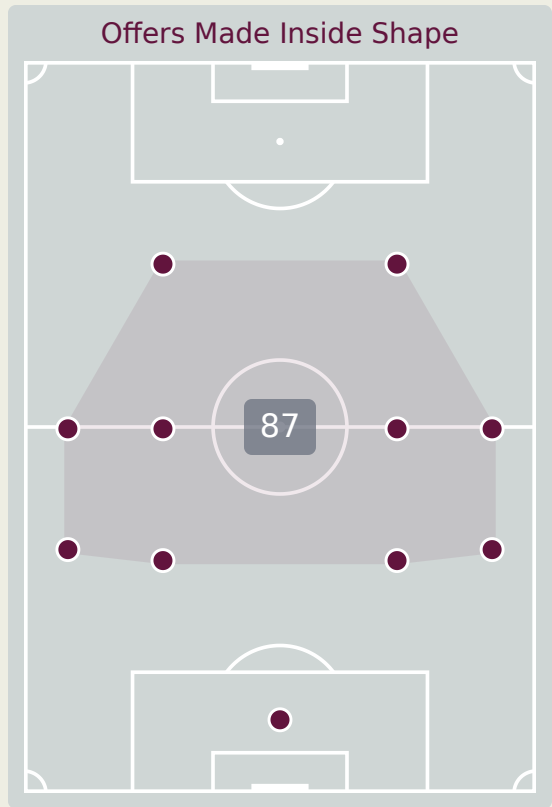
Offering to Receive

180
Total Offers Made

68
Total Offers Received

Most Offers
25
TIA Ange Martial
ATTACKING MIDFIELD

72
Offers Made in Final Third



81
Offers Made in Middle Third

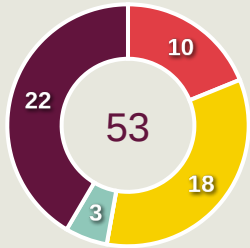
27
Offers Made in Defensive Third

#	Player	Offers Made	Offers Received	% Made & Received
1	KONE Bourama	12	3	25%
2	TRAORE Moussa	9	5	55.6%
3	MAKALOU Hamidou	10	2	20%
4	SANOGO Souleymane	12	5	41.7%
5	TRAORE Issa	3	2	66.7%
6	KONE Sekou	19	8	42.1%
8	DIARRA Ibrahim	23	10	43.5%
10	TIA Ange Martial	25	8	32%
11	KANATE Ibrahim	18	7	38.9%
15	COULIBALY Baye	7	4	57.1%
17	DOUMBIA Mamadou	3	0	0%
9	LEINTU Salif Noah	4	1	25%
12	KONE Gaoussou	7	1	14.3%
14	THIERO Ousmane	7	3	42.9%
18	DIOP Moussa Massire	10	3	30%
19	BARRY Mahamoud	11	6	54.5%

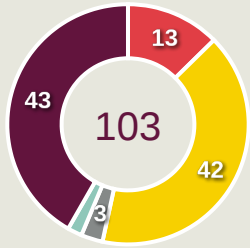
Movement to Receive

Movement Types by Phase

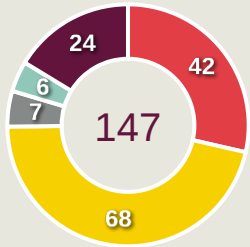
Final Third Phase



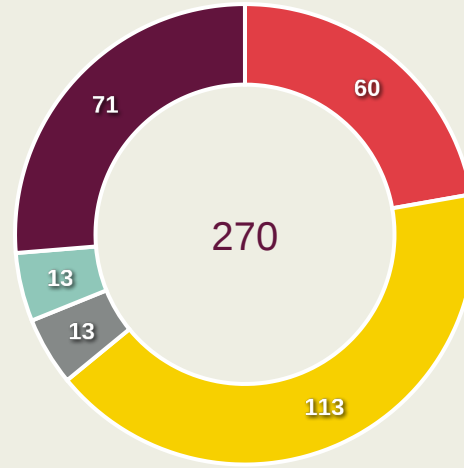
Progression Phase



Build Up Phase



All Movement Types

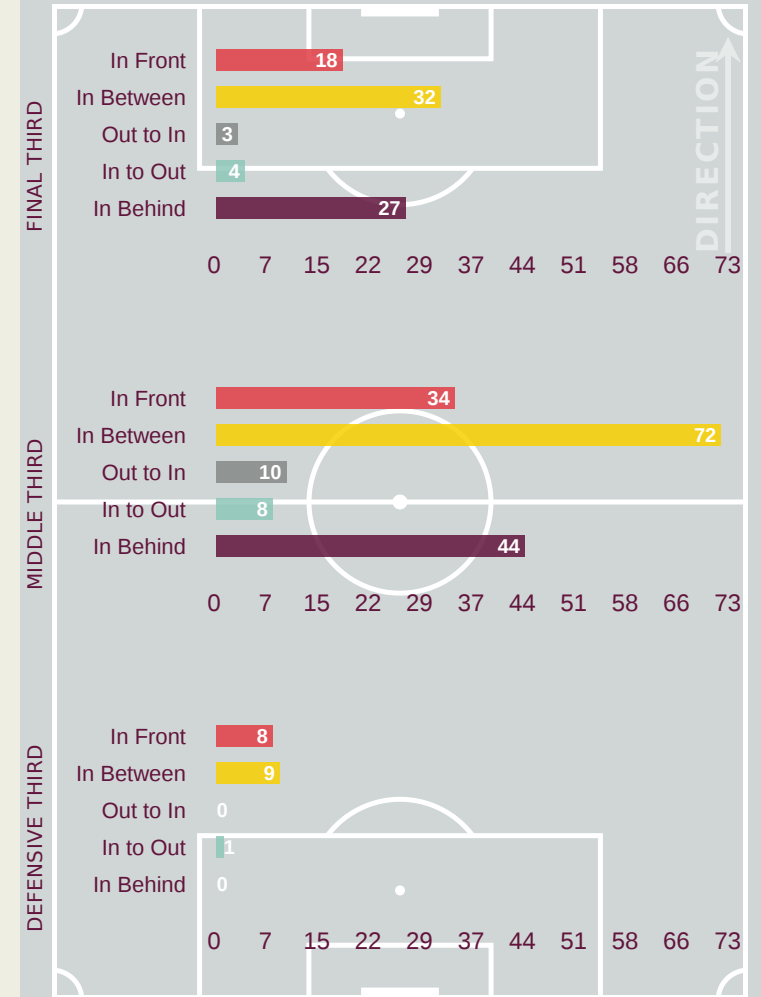


- In Front
- In Between
- Out to In
- In to Out
- In Behind

Top Ranked Players

Type	Player	Movements
In Front	18 JUNYENT Quim	30
In Between	18 JUNYENT Quim	48
Out to In	18 JUNYENT Quim	7
In to Out	18 JUNYENT Quim	6
In Behind	19 YANEZ Daniel	13

Movement Types Pitch Third

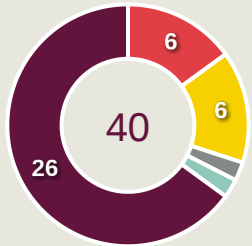




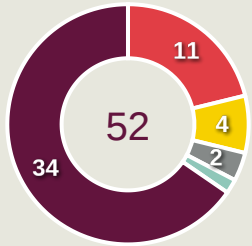
Movement to Receive

Movement Types by Phase

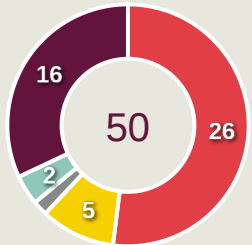
Final Third Phase



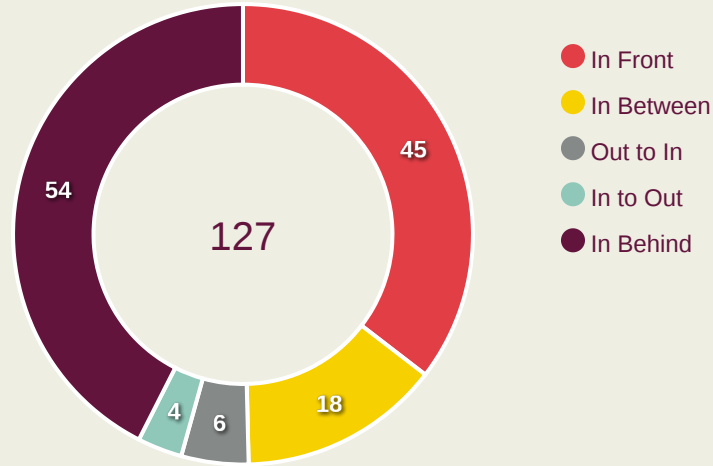
Progression Phase



Build Up Phase



All Movement Types

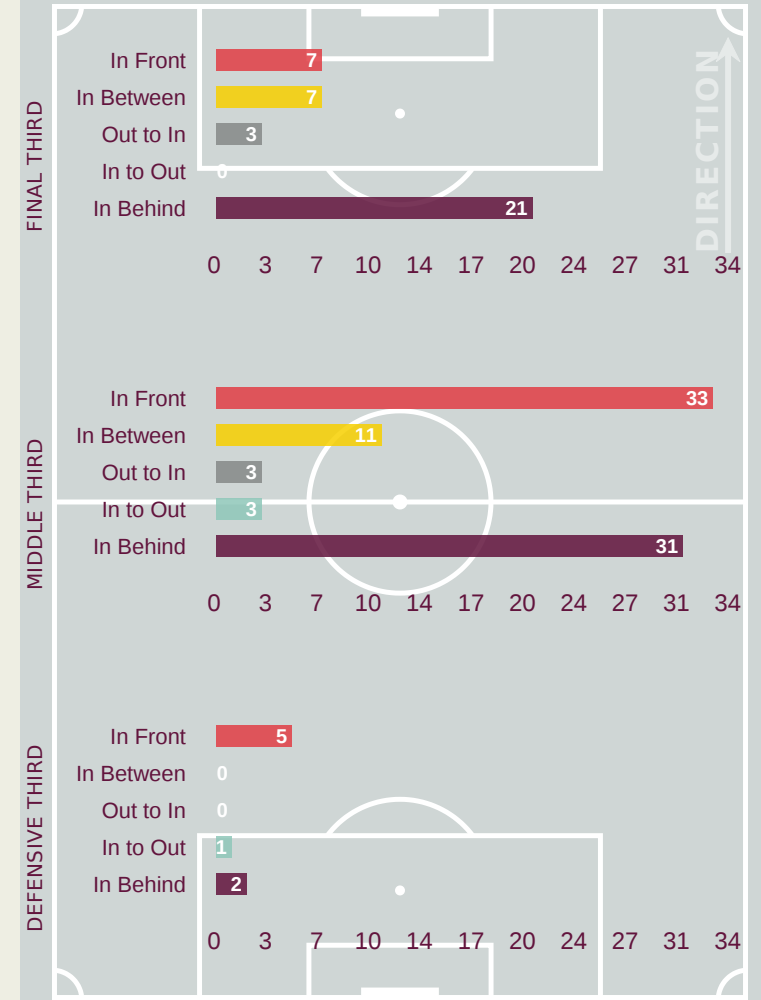


- In Front
- In Between
- Out to In
- In to Out
- In Behind

Top Ranked Players

Type	Player	Movements
In Front	10 TIA Ange Martial	14
In Between	6 KONE Sekou	7
Out to In	19 BARRY Mahamoud	2
In to Out	3 MAKALOU Hamidou	1
In Behind	8 DIARRA Ibrahim	14

Movement Types Pitch Third



OUT OF POSSESSION



U-17 WORLD CUP
INDONESIA 2023



Spain v Mali



Spain



Defensive Actions

39

Forced Turnovers

40

Possession Regained

4

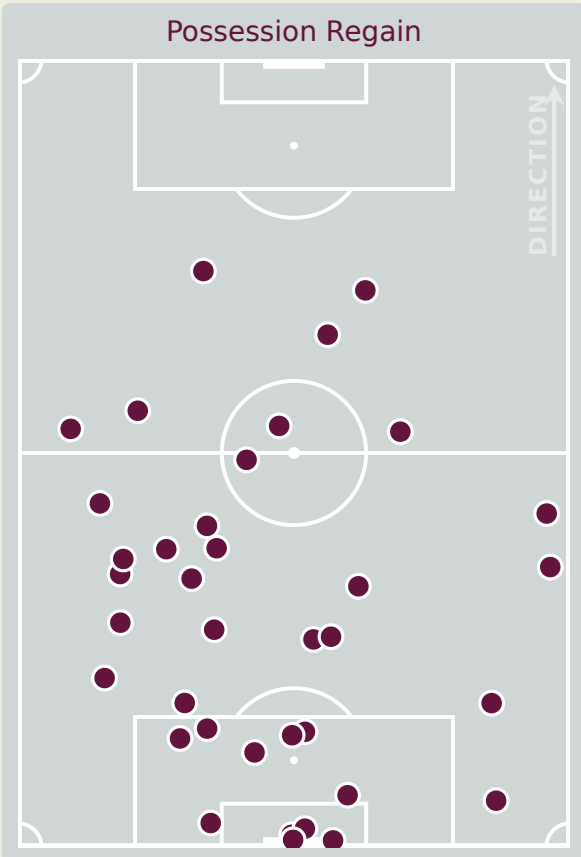
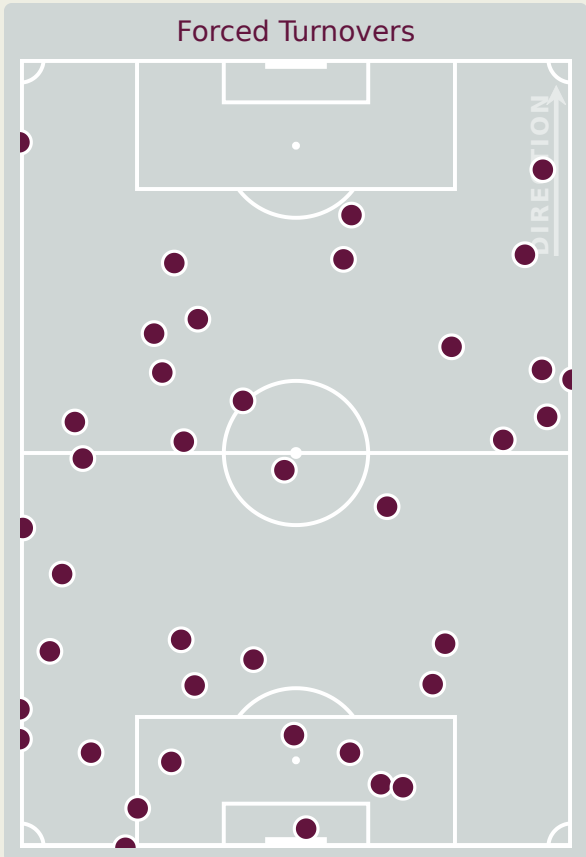
Interceptions

41

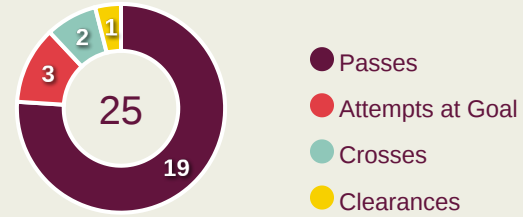
Tackles

5.09

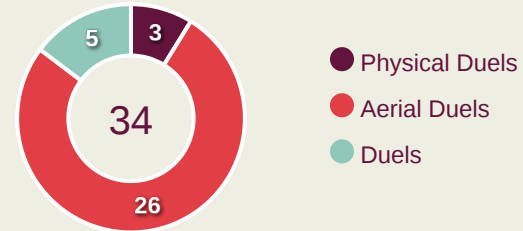
Possession Actions / Defensive Action



Blocks



Possession Contests



Most Possession Regains

8

JIMENEZ Raul
GOALKEEPER

#	Player	Total Possession Regains
1	JIMENEZ Raul	8
2	FORT Hector	2
3	MUNOZ Dani	8
5	CUBARSI Pau	4
6	PRIM Pau	8
7	LOPEZ Pablo	0
9	GUIU Marc	1
10	HERNANDEZ Juan	2
15	CUENCA Andres	4
18	JUNYENT Quim	1
19	YANEZ Daniel	1
8	MARTIN Roberto	0
11	HUESTAMENDIA Peio	1
12	OYONO Igor	0
17	MESA Oscar	0



Defensive Actions

56

Forced Turnovers

42

Possession Regained

11

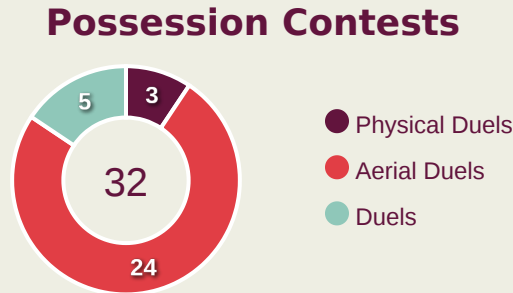
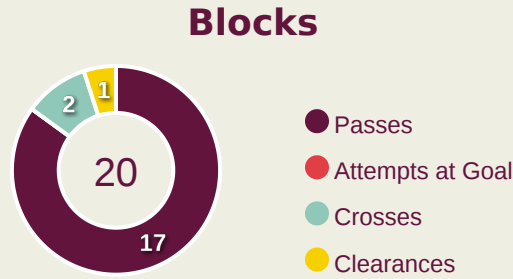
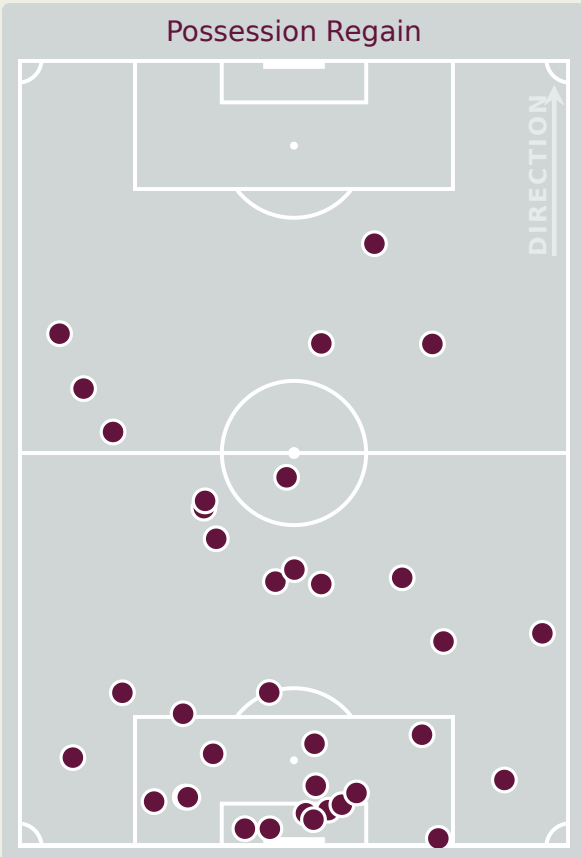
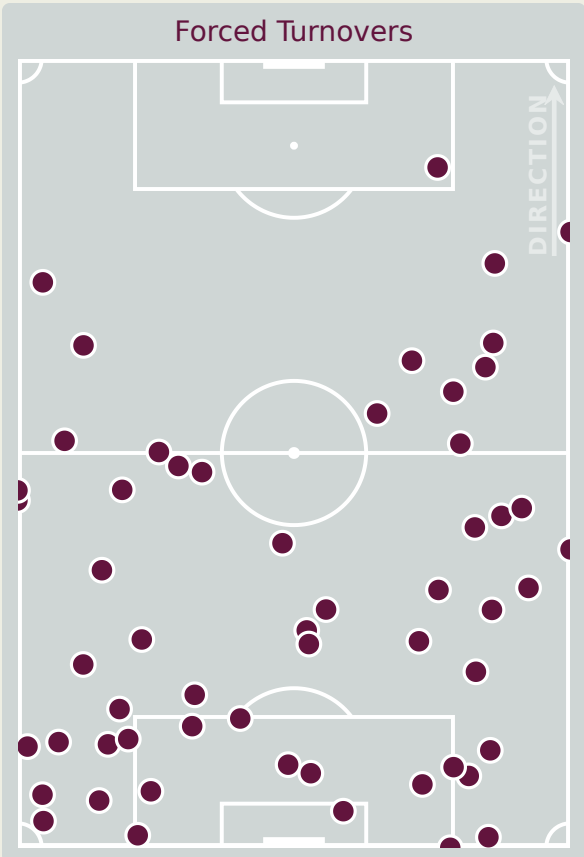
Interceptions

40

Tackles

3.08

Possession Actions / Defensive Action



Most Possession Regains

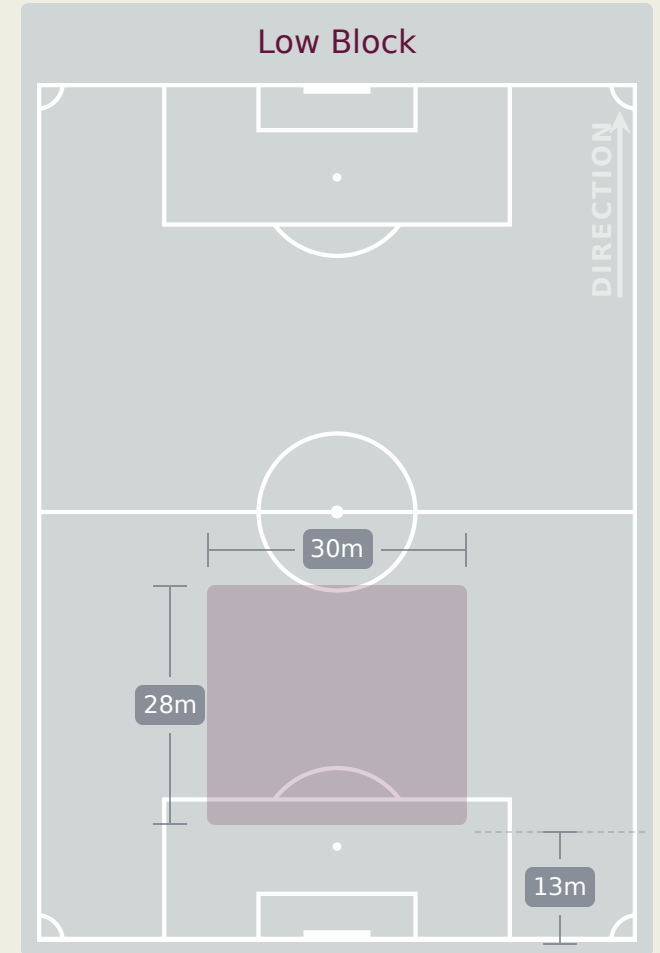
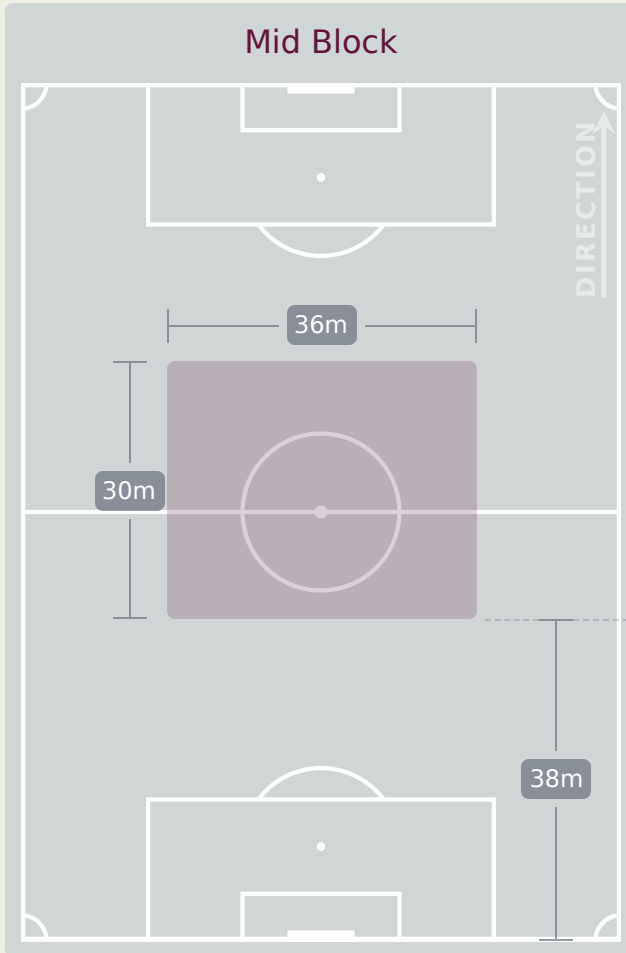
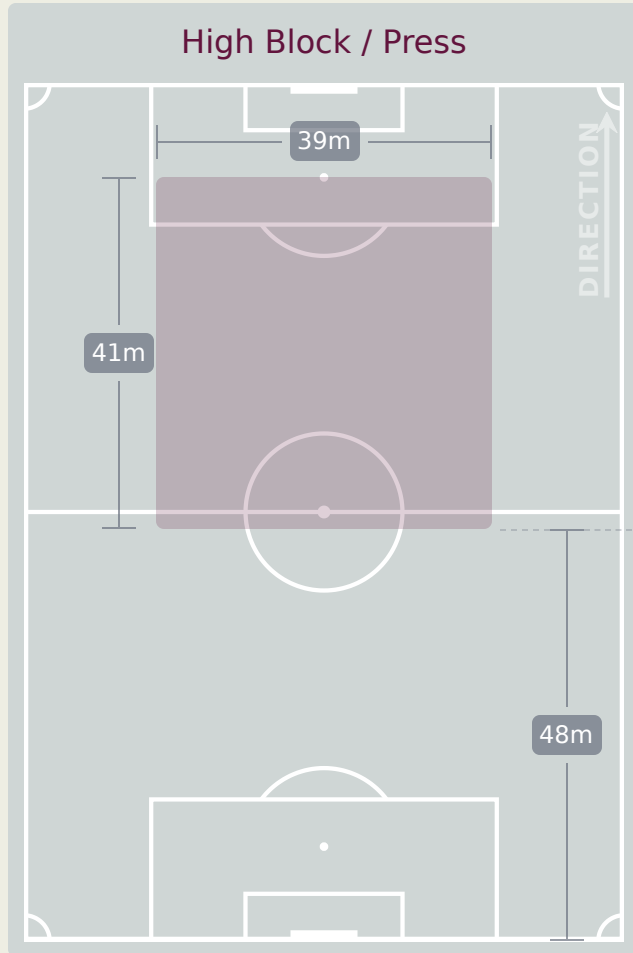
10

KONE Bourama
GOALKEEPER

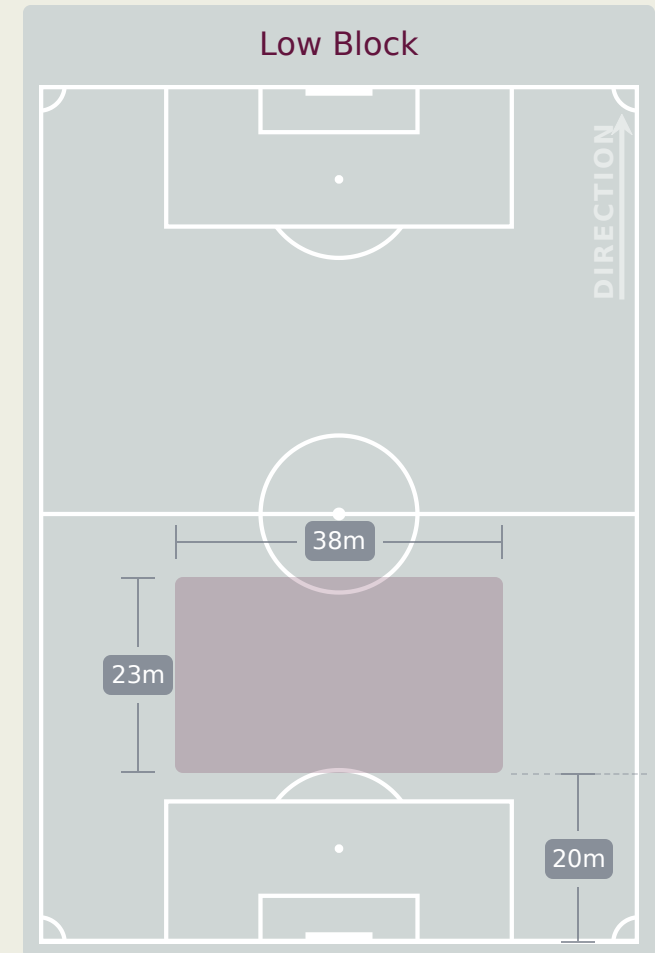
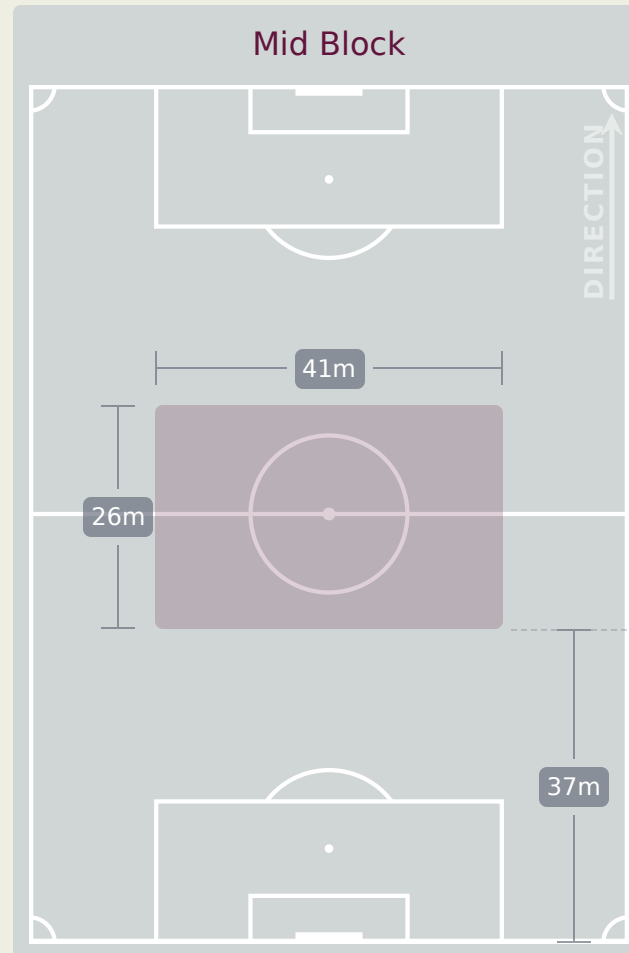
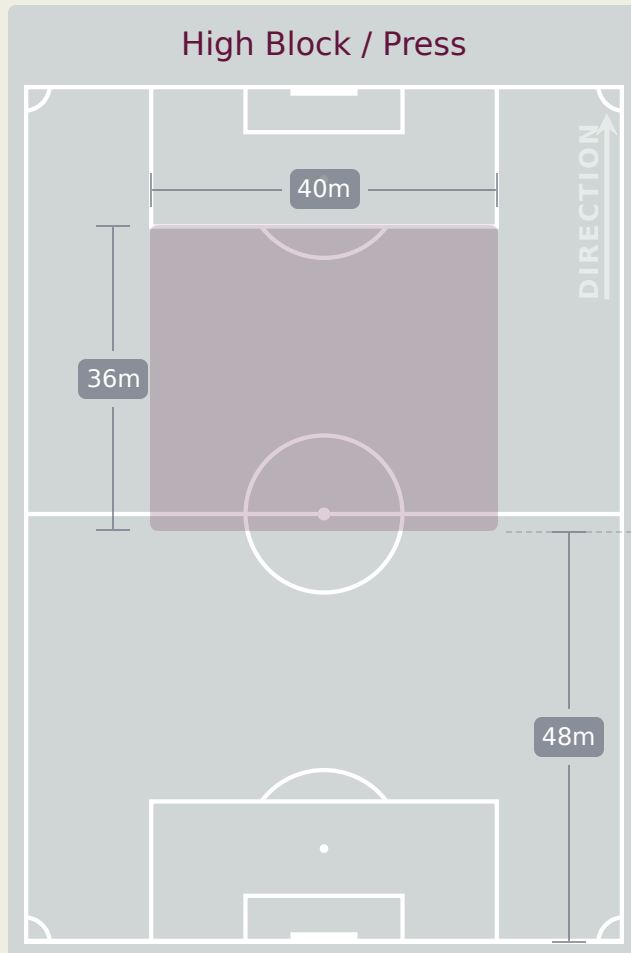
#	Player	Total Possession Regains
1	KONE Bourama	10
2	TRAORE Moussa	1
3	MAKALOU Hamidou	7
4	SANOGO Souleymane	1
5	TRAORE Issa	7
6	KONE Sekou	7
8	DIARRA Ibrahim	1
10	TIA Ange Martial	0
11	KANATE Ibrahim	1
15	COULIBALY Baye	6
17	DOUMBIA Mamadou	0
9	LEINTU Salif Noah	0
12	KONE Gaoussou	0
14	THIERO Ousmane	0
18	DIOP Moussa Massire	1
19	BARRY Mahamoud	0



Defensive Line Height & Team Length



Defensive Line Height & Team Length

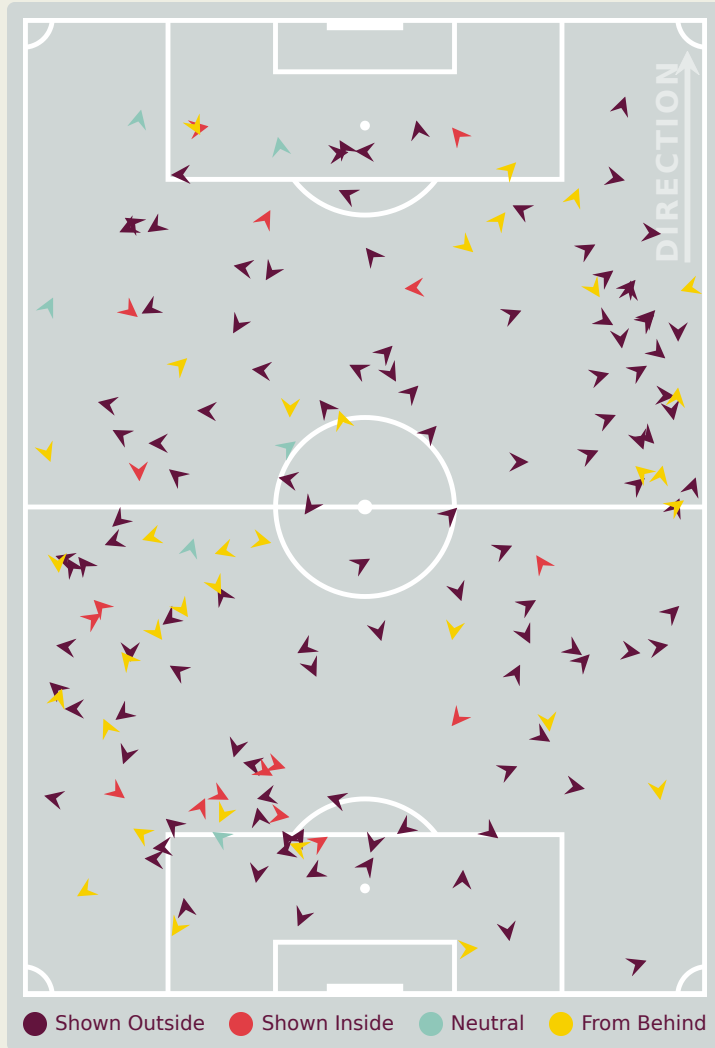


Defensive Pressure



Spain

Mali



167	Total Pressures	240
42	Direct Pressures	50
1.71s	Avg Pressure Duration	1.52s
39	Forced Turnovers	56
8.51s	Ball Recovery Time	12.82s
65	Pushing on into Pressing	110
154	Pushing on	297
17	Pressing Direction Inside	30
110	Pressing Direction Outside	133

Most Direct Pressures

13

MUNOZ Dani

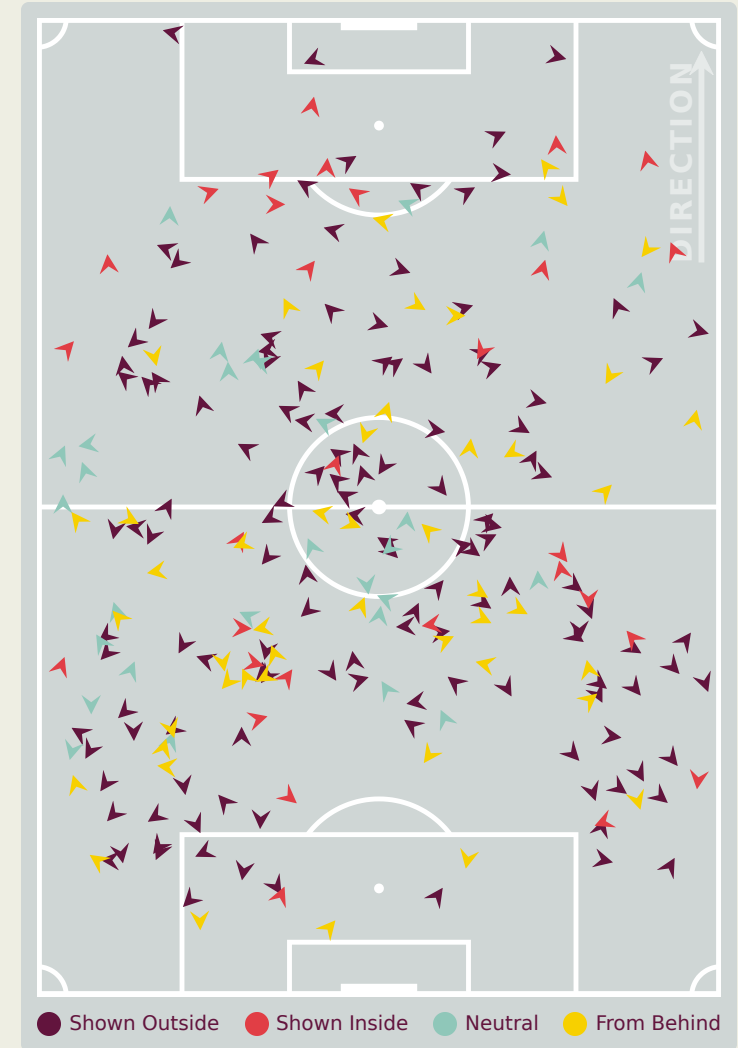
LEFT BACK

Most Direct Pressures

17

KONE Sekou

DEFENSIVE MIDFIELD CENTRE
RIGHT



GOALKEEPING



Spain v Mali

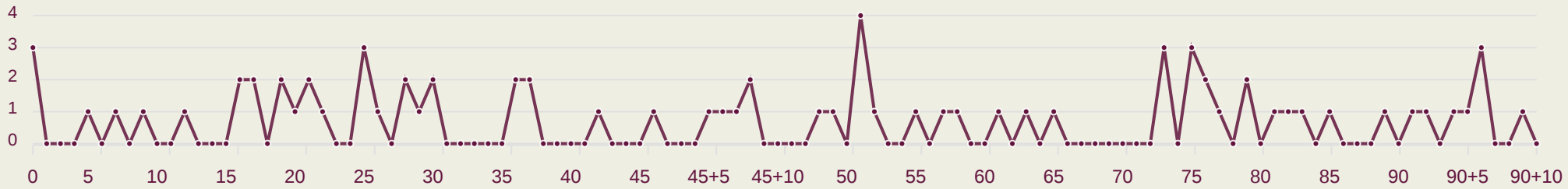


Goalkeeping Involvement



Spain

Spain GK Involvement Timeline



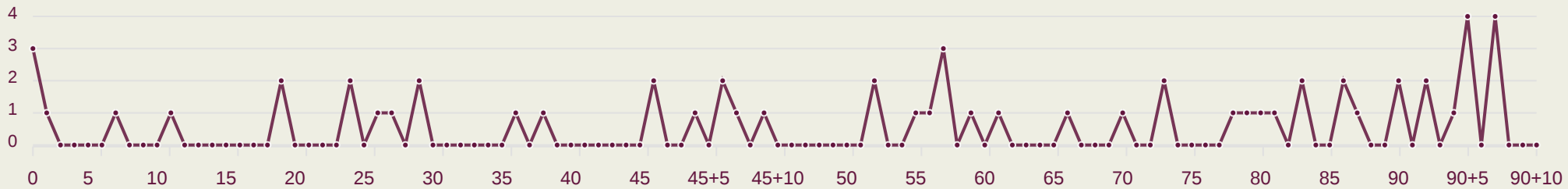
77

Total Involvements



Mali

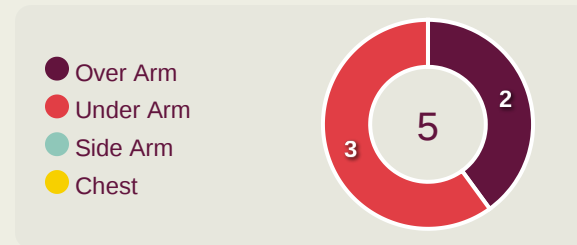
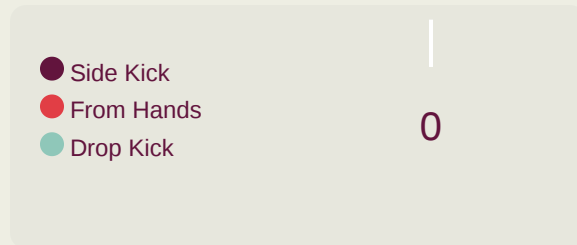
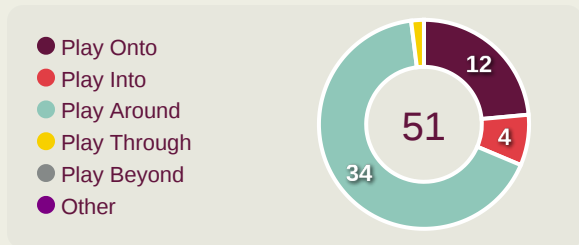
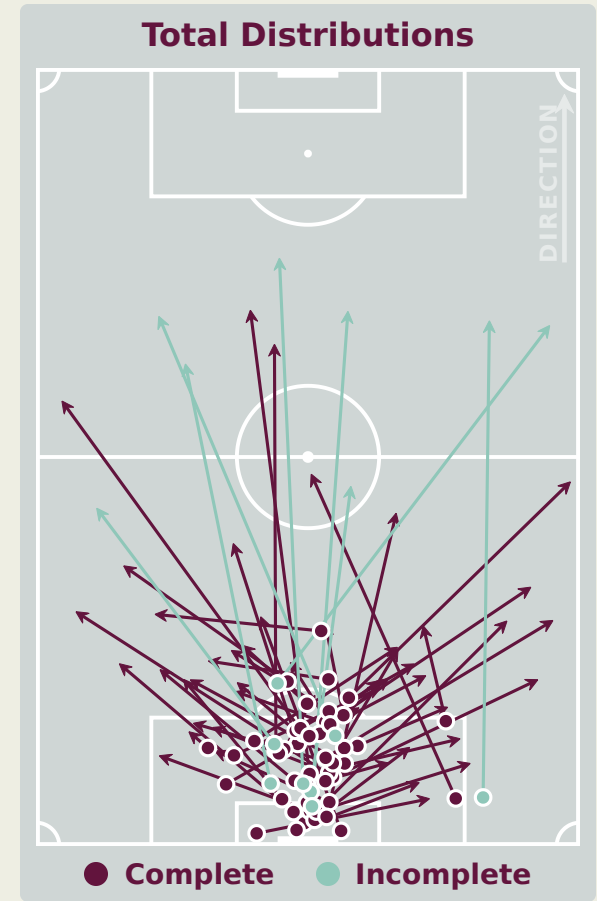
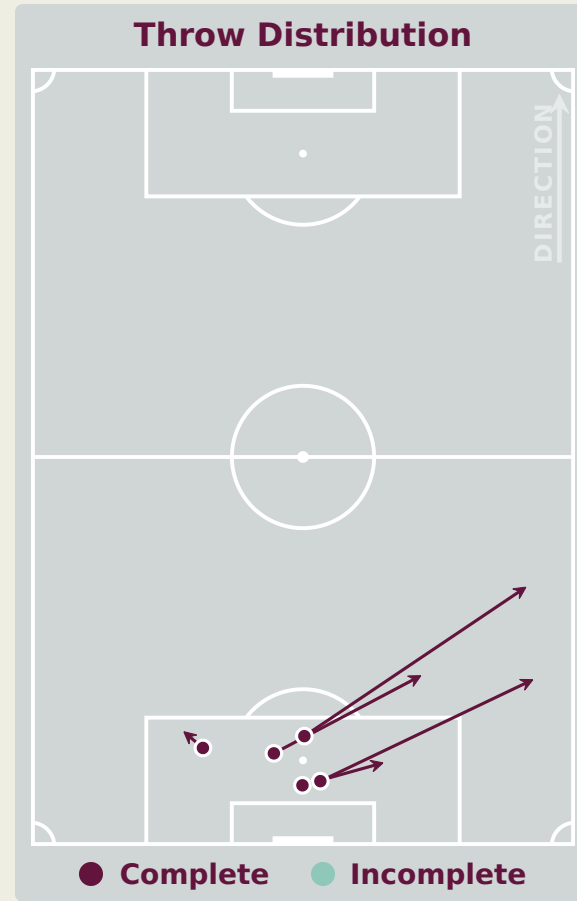
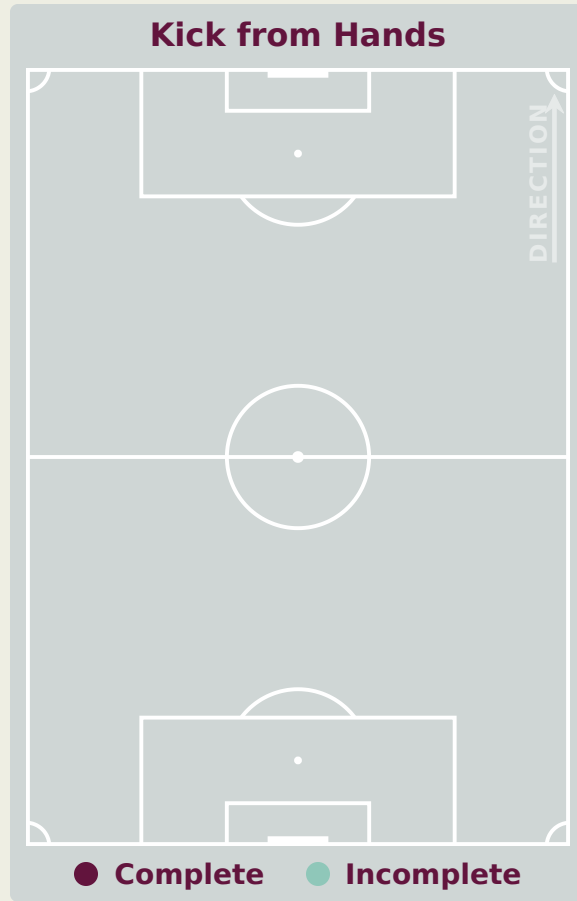
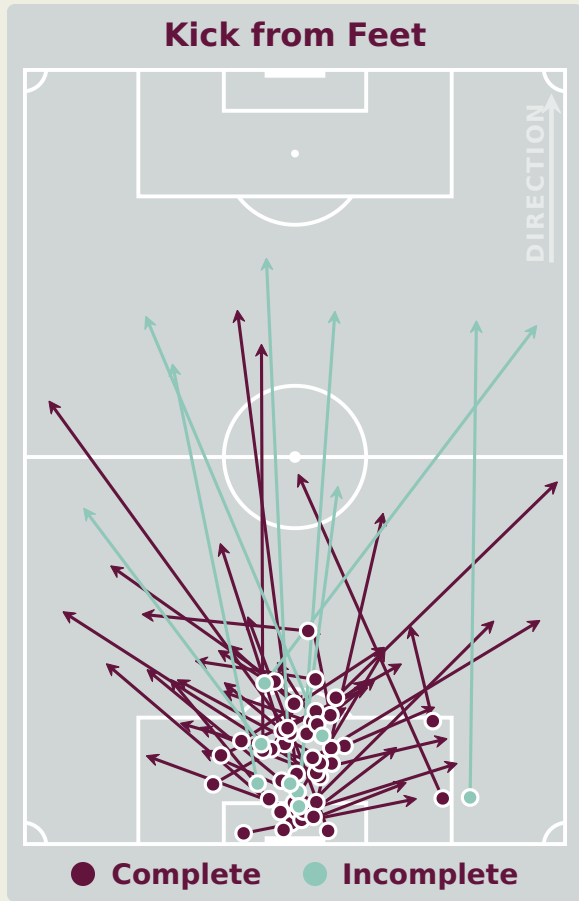
Mali GK Involvement Timeline



58

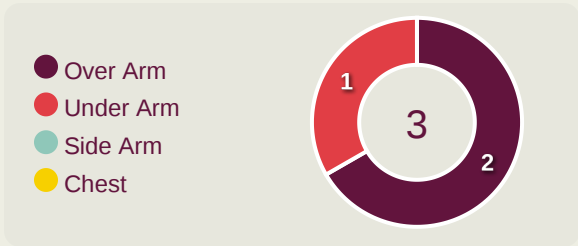
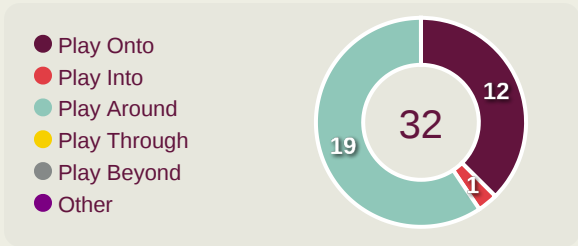
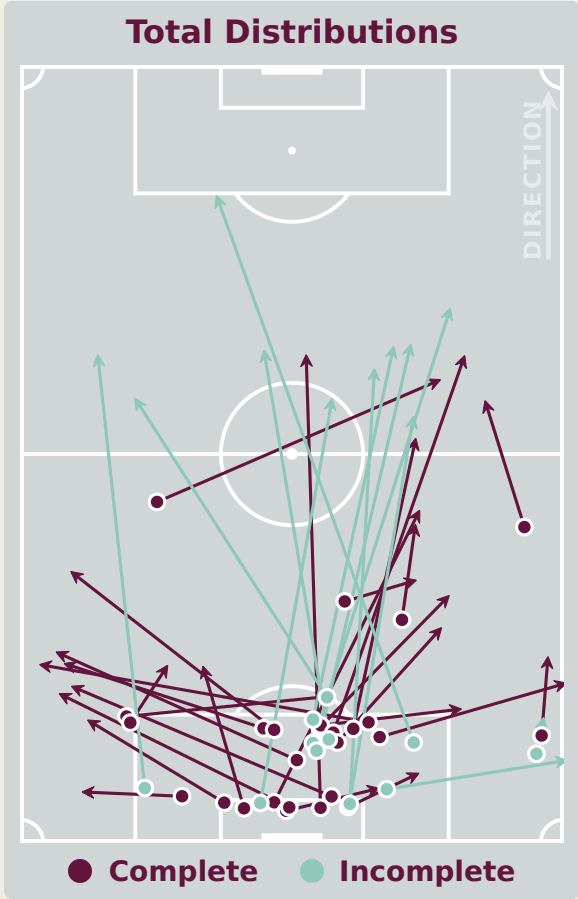
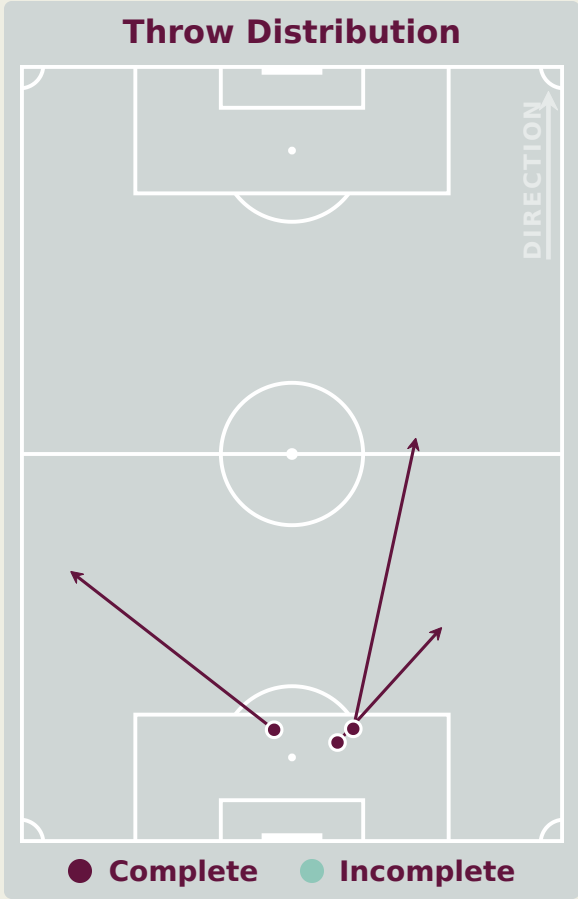
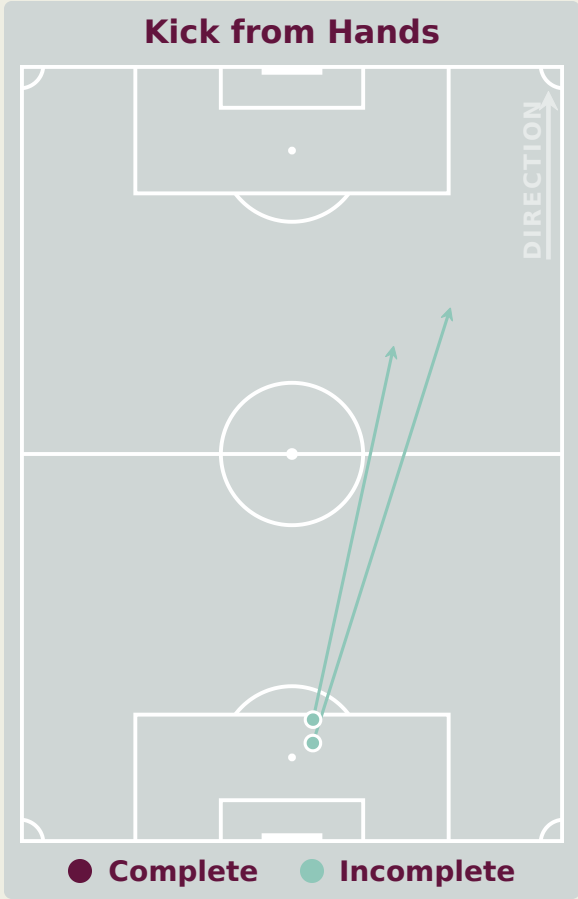
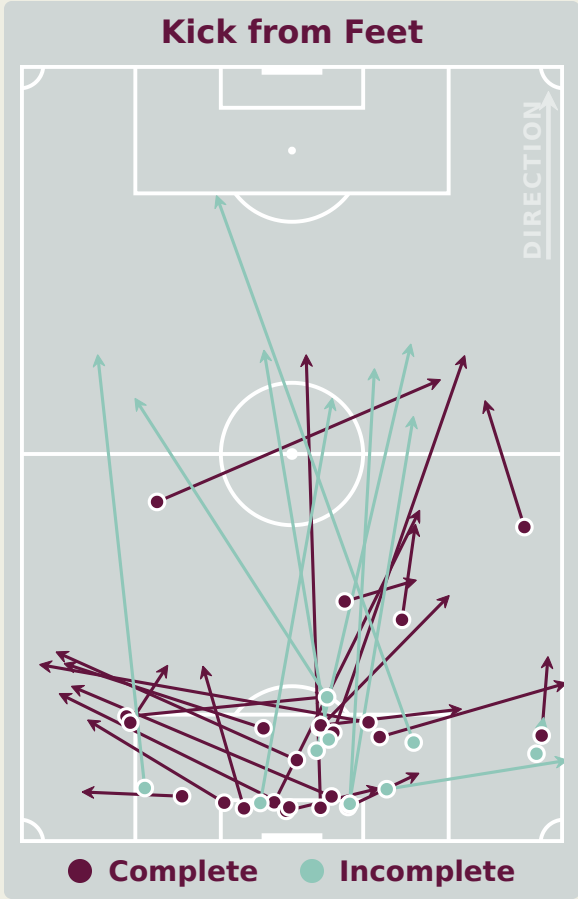
Total Involvements

Goalkeeping Distribution

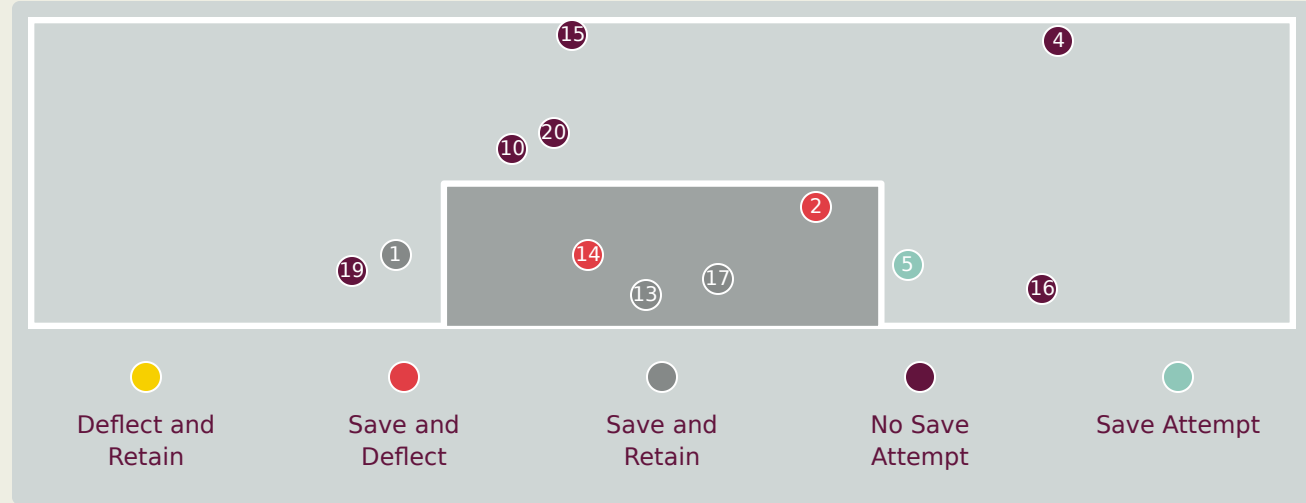
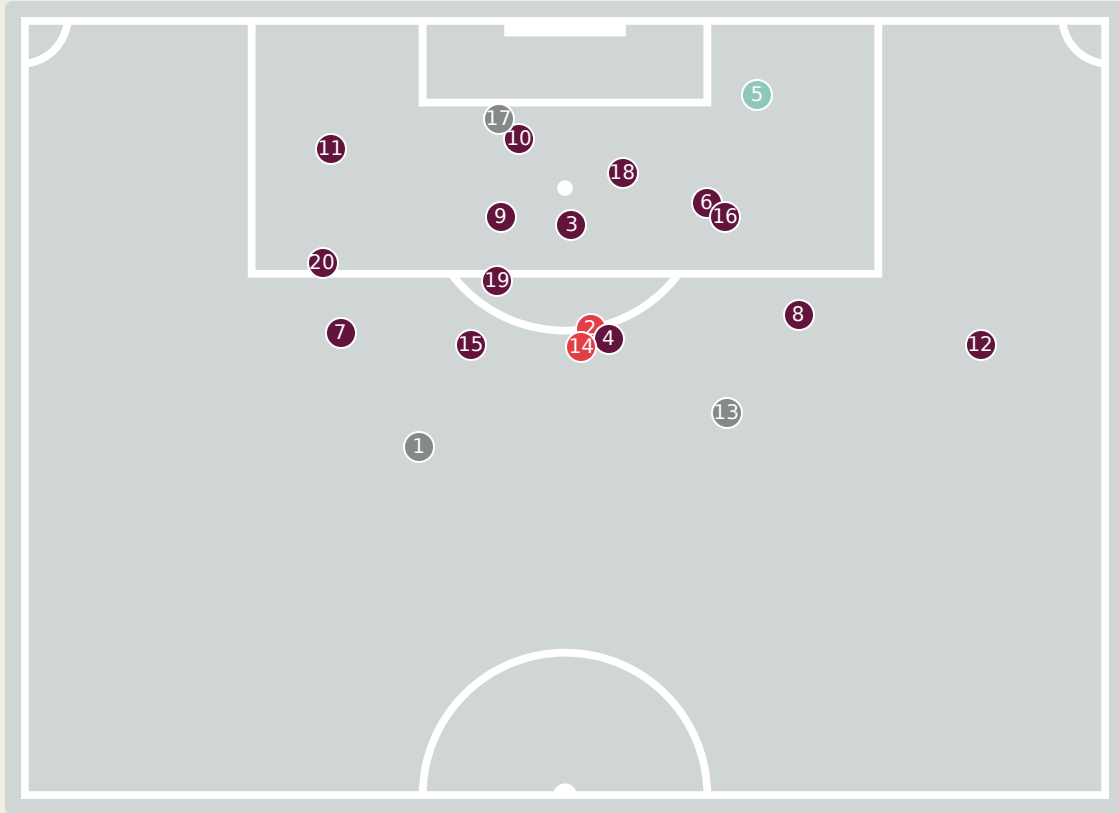




Goalkeeping Distribution

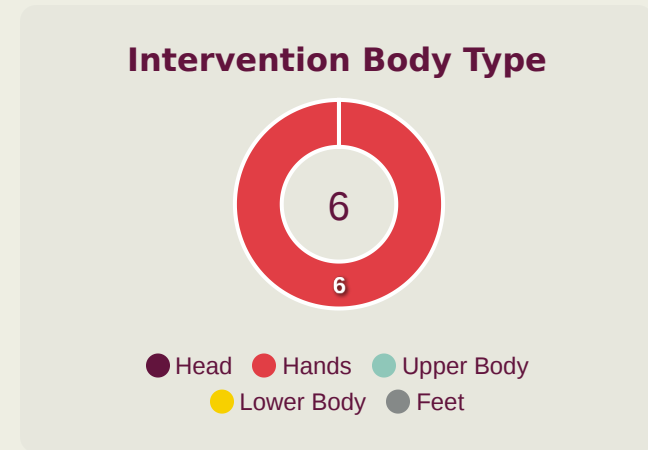
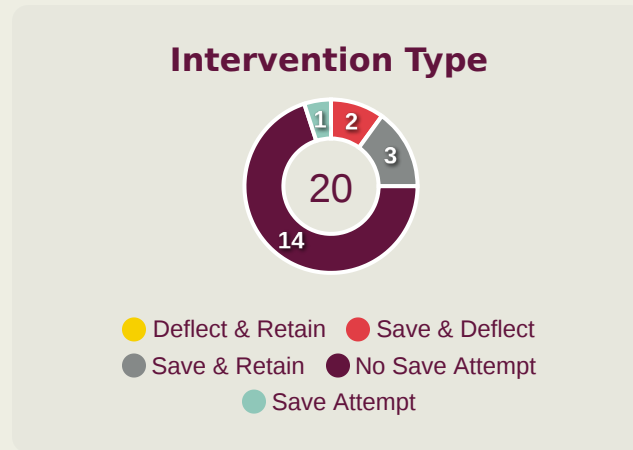


Goal Prevention



20
Total Attempts on Goal Faced

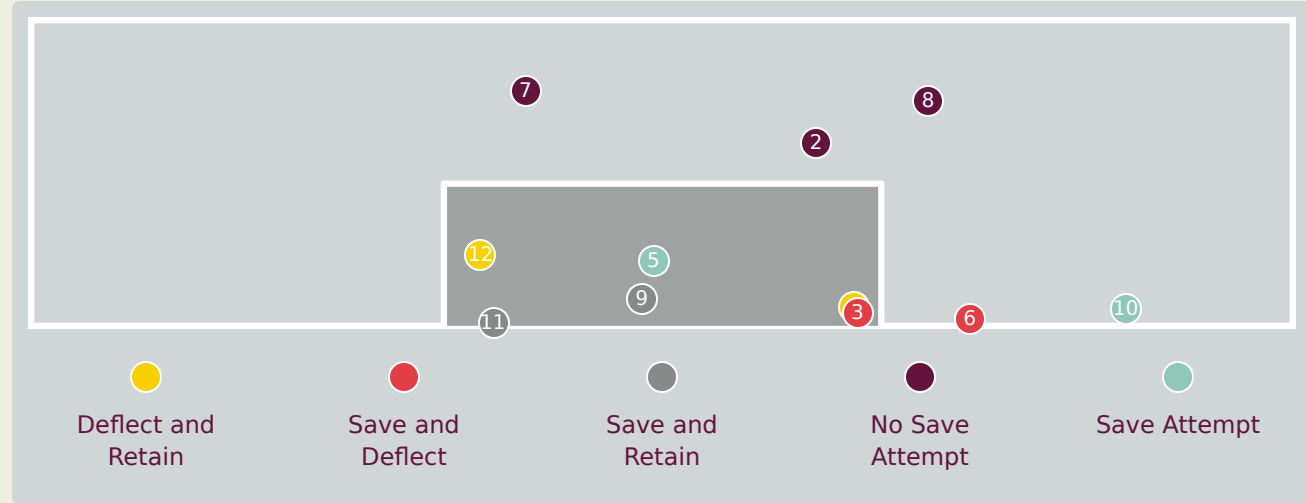
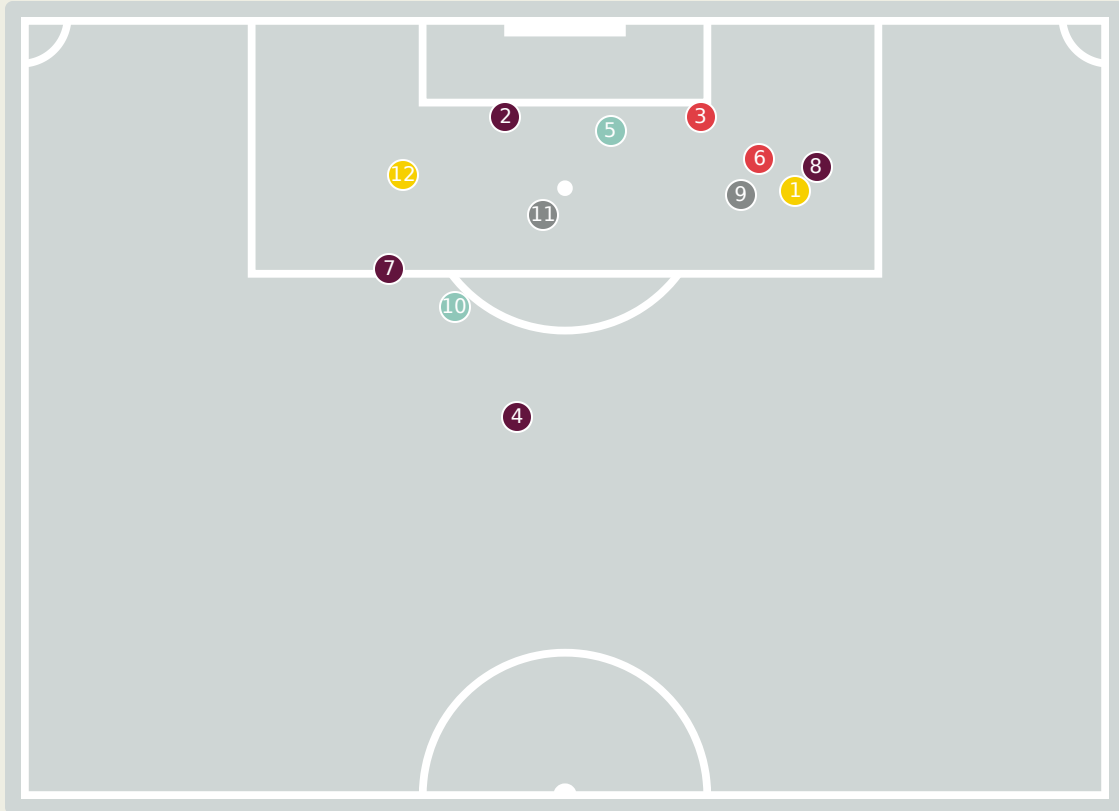
100
Save %



Total Attempts on Goal Faced	Total Goal Interventions	Save & Retain	Deflect & Retain	Save & Deflect	Save Attempt	No Save Attempt
20	5	3	0	2	1	14



Goal Prevention

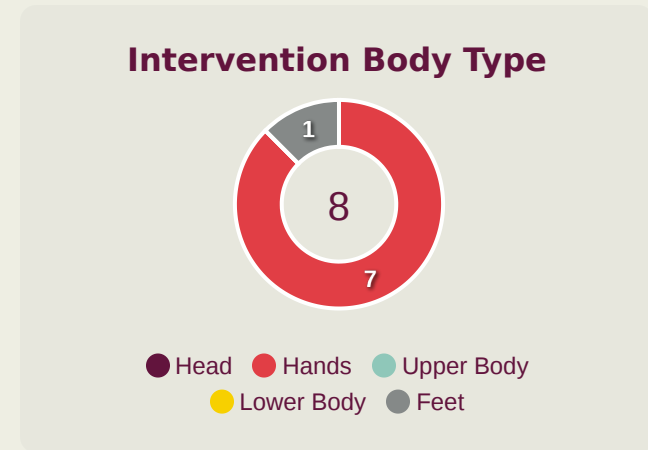
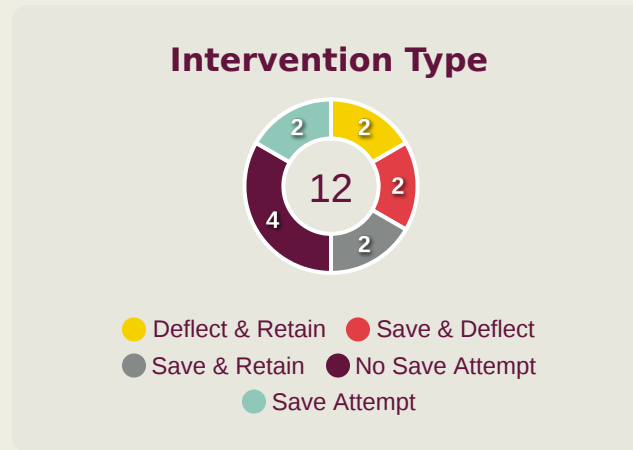


12

Total Attempts on Goal Faced

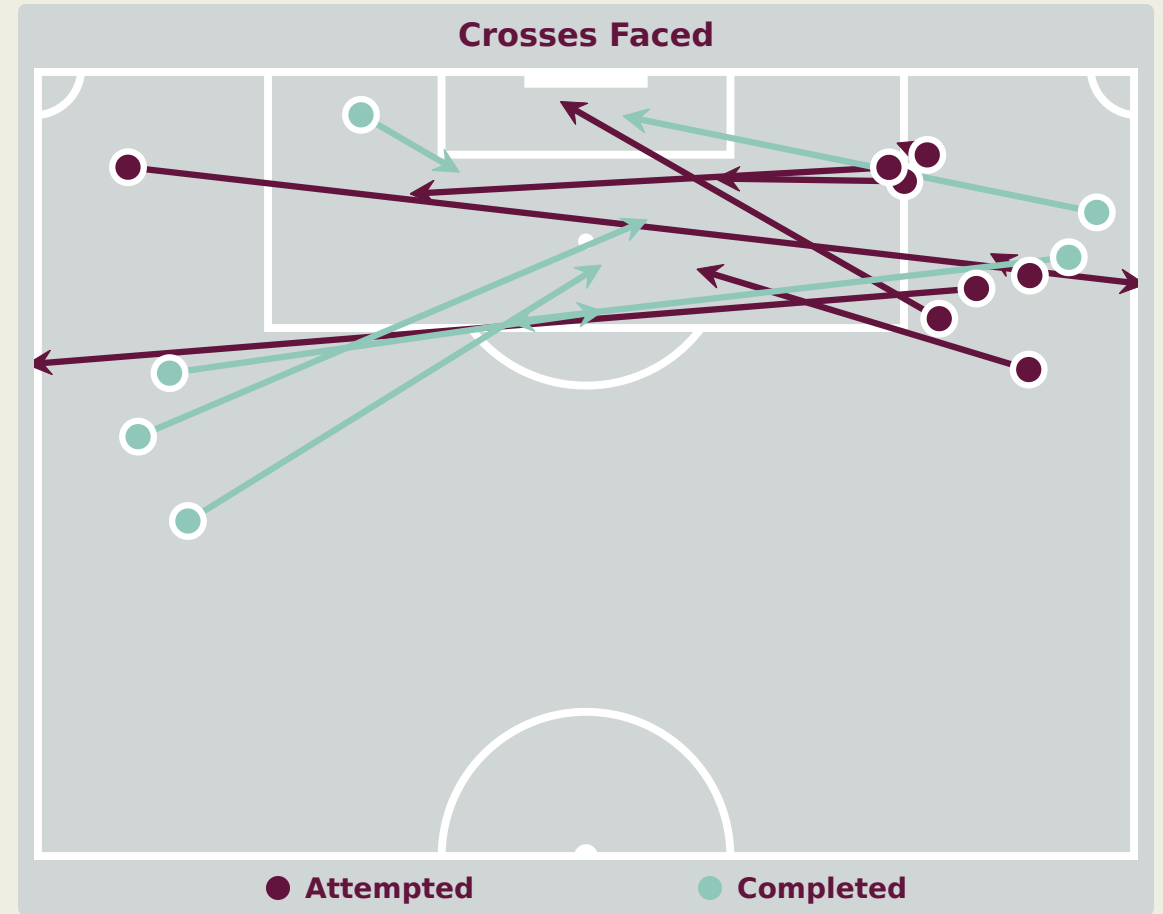
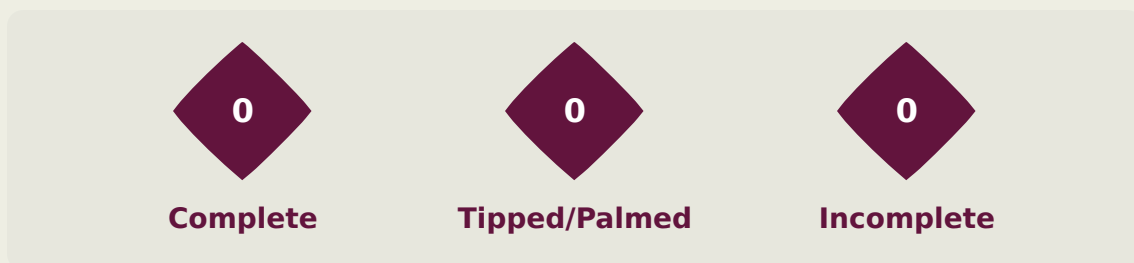
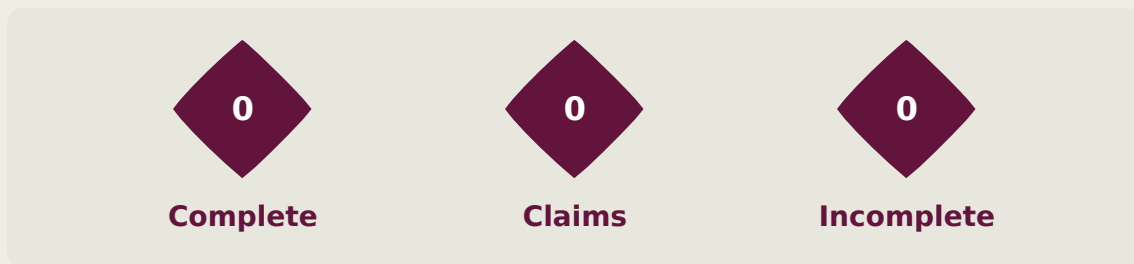
80

Save %



Total Attempts on Goal Faced	Total Goal Interventions	Save & Retain	Deflect & Retain	Save & Deflect	Save Attempt	No Save Attempt
12	4	2	0	2	2	4

Aerial Control

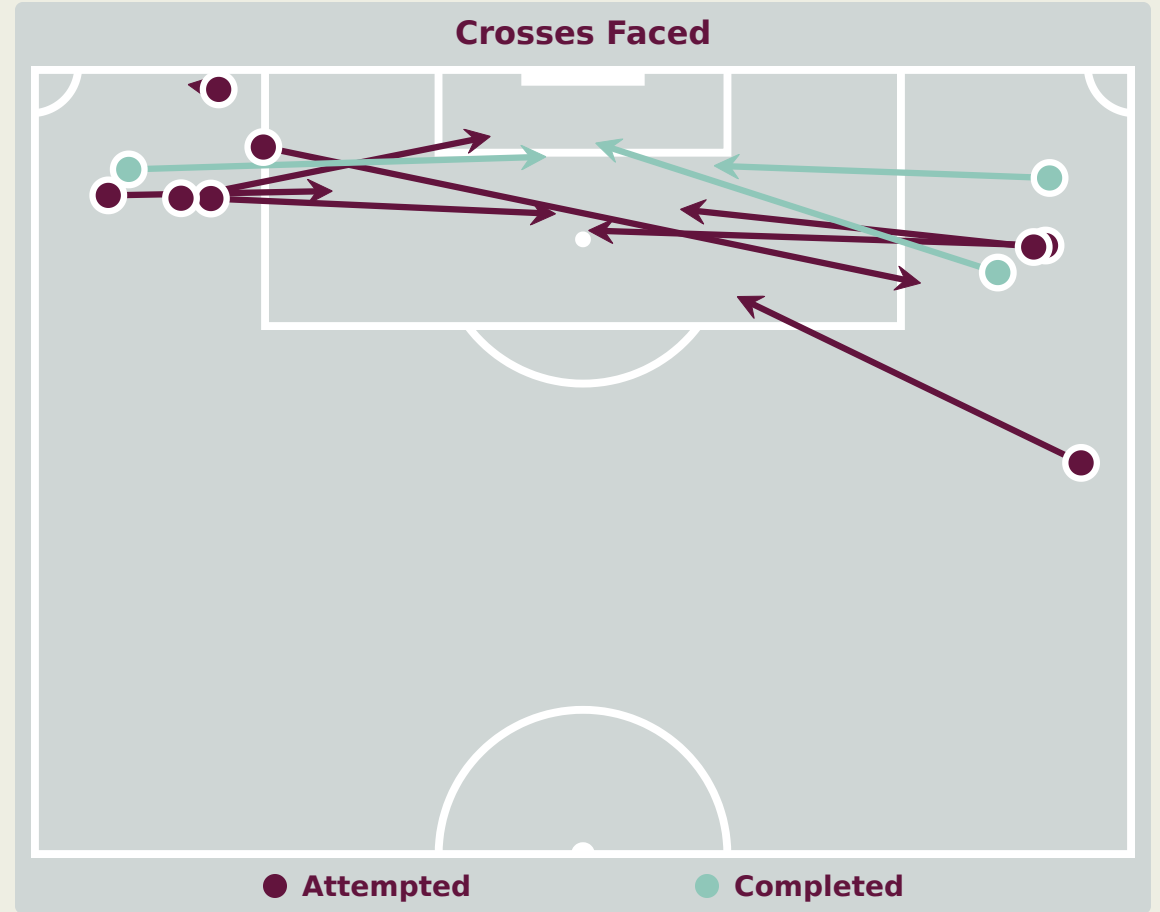
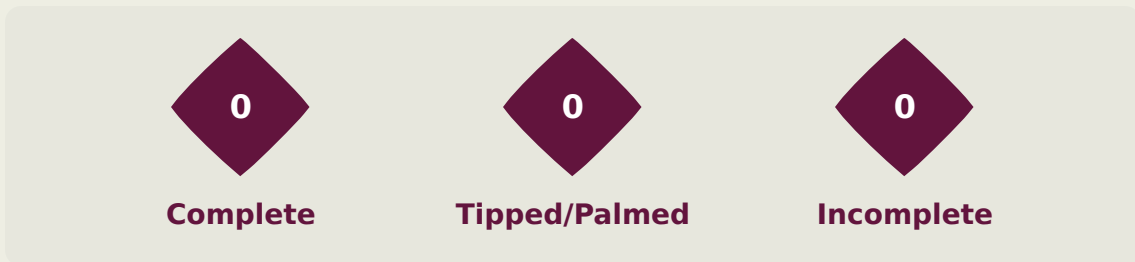


Delivery Types Faced

Total	In Swing	Out Swing	Driven	Lofted	Cutback	Push
16	1	3	1	4	1	6



Aerial Control



Delivery Types Faced

Total	In Swing	Out Swing	Driven	Lofted	Cutback	Push
16	3	5	0	5	0	3

SET PLAYS



Spain v Mali



Set Plays - Corners



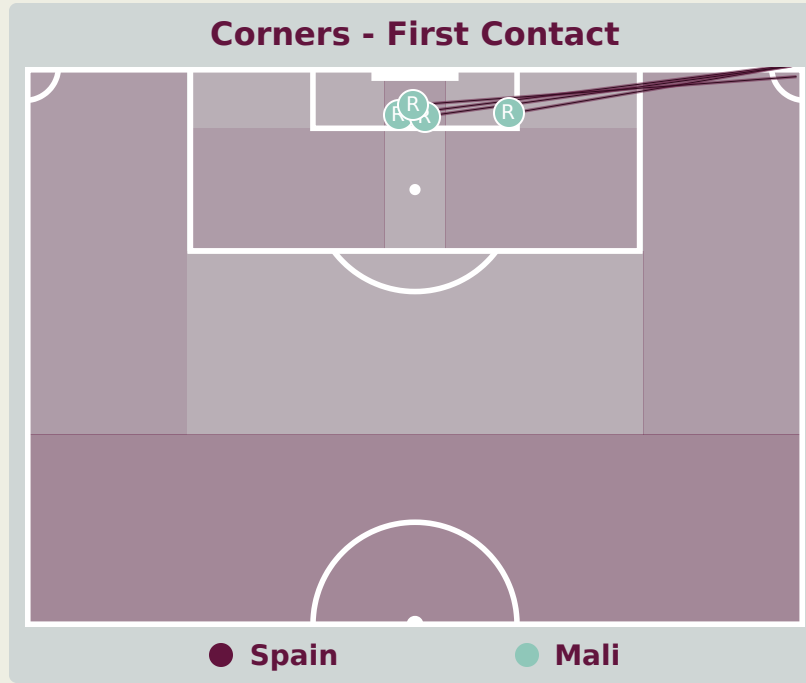
41
Total Set Plays

15
Total Free Kicks

0
Total Penalties

4
Total Corners

22
Total Throw Ins



Delivery Type	From Left Side	From Right Side	Total
Direct to Area	0	4	4
Short	0	0	0
Edge of Penalty Area	0	0	0

Delivery Style	Total
Inswing	3
Outswing	1
Driven	0

Free Kicks	
Type	Total
Direct	13
Direct (on target)	0
Direct (off target)	0
Indirect	2

First Contacts on Spain Crosses

0 By Spain

4 By Mali

Top 5 Player First Contacts		
Player	Team	Total
KONE Bourama	Mali	3
KONE Sekou	Mali	1



Set Plays - Corners

42

Total Set Plays

14

Total Free Kicks

0

Total Penalties

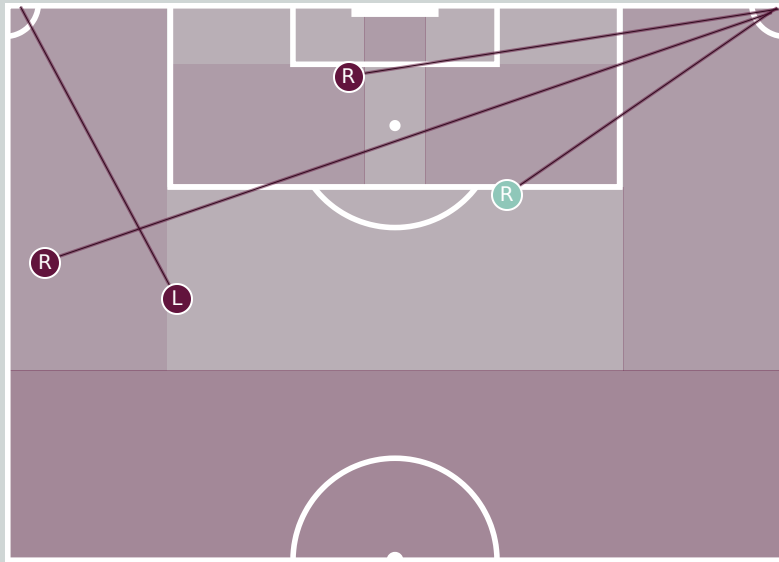
4

Total Corners

24

Total Throw Ins

Corners - First Contact



● Mali ● Spain

Delivery Type	From Left Side	From Right Side	Total
Direct to Area	0	1	1
Short	1	2	3
Edge of Penalty Area	0	0	0

Delivery Style	Total
Inswing	0
Outswing	1
Driven	0

Free Kicks

Type	Total
Direct	11
Direct (on target)	0
Direct (off target)	2
Indirect	3

First Contacts on Mali Crosses

3

By Mali

1

By Spain

Top 5 Player First Contacts

Player	Team	Total
MAKALOU Hamidou	Mali	1
TRAORE Issa	Mali	1
COULIBALY Baye	Mali	1
GUIU Marc	Spain	1

INDIVIDUAL DATA IN POSSESSION



Spain v Mali



Spain



In Possession - Distributions

#	Player	Passes Attempted	Passes Completed	Pass Completion %	Switches of Play	Crosses Attempted	Crosses Completed	Line Breaks Attempted	Line Breaks Completed	Line Break Completion %	Ball Progressions	Take Ons	Step Ins	Attempts at Goal	Goals
1	JIMENEZ Raul	56	48	86%	0	0	0	19	11	57%	0	0	0	0	0
2	FORT Hector	61	51	84%	0	4	2	16	8	50%	6	5	1	1	0
3	MUNOZ Dani	41	36	88%	0	3	1	15	10	66%	5	2	3	0	0
5	CUBARSI Pau	97	93	96%	0	0	0	25	22	88%	2	0	2	0	0
6	PRIM Pau	67	57	85%	0	2	0	15	13	86%	1	1	0	1	0
7	LOPEZ Pablo	21	15	71%	0	5	0	6	3	50%	0	0	0	0	0
9	GUIU Marc	7	6	86%	0	0	0	0	0	0%	3	2	1	0	0
10	HERNANDEZ Juan	53	39	74%	0	0	0	12	8	66%	1	1	0	2	1
15	CUENCA Andres	88	77	88%	0	0	0	20	11	55%	1	0	1	0	0
18	JUNYENT Quim	40	35	88%	0	0	0	6	4	66%	0	0	0	0	0
19	YANEZ Daniel	14	12	86%	0	0	0	2	1	50%	1	1	0	2	0
8	MARTIN Roberto	6	2	33%	0	0	0	1	0	0%	0	0	0	1	0
11	HUESTAMENDIA Peio	9	7	78%	0	1	0	1	1	100%	1	1	0	1	0
12	OYONO Igor	1	1	100%	0	1	0	1	0	0%	1	0	1	3	0
17	MESA Oscar	5	5	100%	0	0	0	1	1	100%	0	0	0	1	0

In Possession - Offers & Receptions



			Offer movement types						
#	Player	Total Offers	In Front	In Between	Out to In	In to Out	In Behind	No Movement	Offers Received
1	JIMENEZ Raul	10	0	0	0	0	0	10	4
2	FORT Hector	32	5	2	0	1	11	13	14
3	MUNOZ Dani	32	3	2	2	1	9	15	12
5	CUBARSI Pau	1	0	0	0	0	0	1	0
6	PRIM Pau	10	4	4	0	0	0	2	7
7	LOPEZ Pablo	27	3	10	1	0	6	7	6
9	GUIU Marc	11	0	1	0	1	8	1	4
10	HERNANDEZ Juan	55	12	30	2	2	5	4	21
15	CUENCA Andres	11	1	0	0	0	0	10	3
18	JUNYENT Quim	100	30	48	7	6	4	5	21
19	YANEZ Daniel	32	1	6	0	2	13	10	6
8	MARTIN Roberto	10	1	6	1	0	2	0	4
11	HUESTAMENDIA Peio	6	0	0	0	0	5	1	1
12	OYONO Igor	12	0	4	0	0	6	2	1
17	MESA Oscar	4	0	0	0	0	2	2	1



In Possession - Distributions

#	Player	Passes Attempted	Passes Completed	Pass Completion %	Switches of Play	Crosses Attempted	Crosses Completed	Line Breaks Attempted	Line Breaks Completed	Line Break Completion %	Ball Progressions	Take Ons	Step Ins	Attempts at Goal	Goals
1	KONE Bourama	38	26	68%	0	0	0	16	7	43%	2	0	2	0	0
2	TRAORE Moussa	29	22	76%	0	1	1	11	7	63%	4	0	4	0	0
3	MAKALOU Hamidou	21	16	76%	0	1	1	7	4	57%	5	1	4	5	0
4	SANOGO Souleymane	30	25	83%	0	2	1	12	9	75%	1	1	0	0	0
5	TRAORE Issa	32	29	91%	0	1	0	8	6	75%	0	0	0	1	0
6	KONE Sekou	36	30	83%	0	0	0	10	6	60%	3	2	1	2	0
8	DIARRA Ibrahim	17	14	82%	0	2	1	2	0	0%	3	2	1	2	0
10	TIA Ange Martial	23	20	87%	0	1	1	8	6	75%	1	0	1	2	0
11	KANATE Ibrahim	13	9	69%	0	0	0	2	1	50%	4	2	2	3	0
15	COULIBALY Baye	41	36	88%	0	0	0	12	7	58%	0	0	0	0	0
17	DOUMBIA Mamadou	6	6	100%	0	2	1	1	1	100%	1	0	1	1	0
9	LEINTU Salif Noah	1	1	100%	0	0	0	0	0	0%	0	0	0	0	0
12	KONE Gaoussou	14	13	93%	0	1	1	7	7	100%	2	0	2	0	0
14	THIERO Ousmane	7	7	100%	0	1	0	1	1	100%	1	1	0	2	0
18	DIOP Moussa Massire	16	14	88%	0	1	1	7	5	71%	1	0	1	0	0
19	BARRY Mahamoud	8	6	75%	0	3	0	3	1	33%	1	1	0	2	0



In Possession - Offers & Receptions

			Offer movement types						
#	Player	Total Offers	In Front	In Between	Out to In	In to Out	In Behind	No Movement	Offers Received
1	KONE Bourama	12	0	0	0	0	0	12	3
2	TRAORE Moussa	9	3	0	0	0	0	6	5
3	MAKALOU Hamidou	10	2	1	0	1	2	4	2
4	SANOGO Souleymane	12	1	2	1	0	5	3	5
5	TRAORE Issa	3	0	0	0	0	0	3	2
6	KONE Sekou	19	10	7	0	0	1	1	8
8	DIARRA Ibrahim	23	1	1	1	1	14	5	10
10	TIA Ange Martial	25	14	3	1	1	2	4	8
11	KANATE Ibrahim	18	1	3	0	0	10	4	7
15	COULIBALY Baye	7	2	0	0	0	0	5	4
17	DOUMBIA Mamadou	3	0	0	0	0	3	0	0
9	LEINTU Salif Noah	4	0	1	1	0	2	0	1
12	KONE Gaoussou	7	2	0	0	0	3	2	1
14	THIERO Ousmane	7	5	0	0	0	2	0	3
18	DIOP Moussa Massire	10	3	0	0	0	3	4	3
19	BARRY Mahamoud	11	1	0	2	1	7	0	6

INDIVIDUAL DATA OUT OF POSSESSION



Spain v Mali



Out of Possession

Spain



#	Player	Tackles Made / Won	Blocks	Interceptions	Pressing Direct	Pressing Indirect	Duels Won - Aerial	Duels Won - Physical	Possession Contests won	Clearances	Loose Ball Receptions	Pushing On	Pushing On into Pressing	Possession Regains	Possession Interrupted
1	JIMENEZ Raul	0 / 0	0	0	0	0	0	0	0	0	9	0	0	8	0
2	FORT Hector	4 / 0	3	2	6	12	0	0	0	5	11	20	12	2	5
3	MUNOZ Dani	13 / 0	6	0	13	6	4	0	5	1	5	27	8	8	3
5	CUBARSI Pau	5 / 0	5	1	4	5	1	0	1	5	5	1	0	4	3
6	PRIM Pau	5 / 0	2	0	3	10	0	0	1	2	14	7	2	8	2
7	LOPEZ Pablo	1 / 0	1	0	0	9	0	0	0	0	5	17	7	0	0
9	GUIU Marc	0 / 0	2	0	1	18	3	1	4	0	4	15	11	1	0
10	HERNANDEZ Juan	3 / 0	2	0	3	17	2	0	2	0	10	15	4	2	2
15	CUENCA Andres	1 / 0	3	1	2	2	0	0	0	4	5	3	0	4	3
18	JUNYENT Quim	4 / 0	0	0	6	17	0	0	0	0	7	18	5	1	2
19	YANEZ Daniel	1 / 0	2	0	1	16	0	0	0	0	6	18	12	1	1
8	MARTIN Roberto	0 / 0	0	0	0	2	0	0	0	1	1	4	0	0	0
11	HUESTAMENDIA Peio	3 / 0	1	0	2	7	0	0	0	0	2	4	2	1	1
12	OYONO Igor	1 / 0	0	0	0	1	0	0	0	0	3	4	1	0	0
17	MESA Oscar	0 / 0	0	0	1	3	0	0	0	0	1	1	1	0	0



Out of Possession

#	Player	Tackles Made / Won	Blocks	Interceptions	Pressing Direct	Pressing Indirect	Duels Won - Aerial	Duels Won - Physical	Possession Contests won	Clearances	Loose Ball Receptions	Pushing On	Pushing On into Pressing	Possession Regains	Possession Interrupted
1	KONE Bourama	0 / 0	0	1	0	0	0	0	0	0	4	0	0	10	0
2	TRAORE Moussa	4 / 0	0	0	5	6	0	0	0	5	4	10	3	1	4
3	MAKALOU Hamidou	5 / 0	4	0	7	28	0	0	2	1	3	38	14	7	3
4	SANOGO Souleymane	3 / 0	1	0	4	11	0	0	0	1	4	27	7	1	1
5	TRAORE Issa	3 / 0	1	1	2	4	1	1	2	10	6	23	2	7	7
6	KONE Sekou	14 / 0	4	3	17	27	4	0	4	1	10	57	20	7	5
8	DIARRA Ibrahim	0 / 0	3	1	0	12	4	0	4	0	4	19	7	1	1
10	TIA Ange Martial	0 / 0	0	1	0	33	0	0	0	0	6	40	22	0	0
11	KANATE Ibrahim	3 / 0	2	0	2	25	2	0	2	1	7	26	13	1	3
15	COULIBALY Baye	5 / 0	1	3	4	7	1	1	2	5	3	14	4	6	6
17	DOUMBIA Mamadou	0 / 0	2	0	1	12	1	0	1	0	2	16	7	0	1
9	LEINTU Salif Noah	0 / 0	0	0	2	4	0	0	0	0	1	6	4	0	0
12	KONE Gaoussou	1 / 0	2	1	1	6	1	0	1	0	3	7	3	0	1
14	THIERO Ousmane	1 / 0	0	0	3	9	0	0	1	0	1	11	1	0	0
18	DIOP Moussa Massire	1 / 0	1	0	1	2	0	0	0	2	1	1	1	1	3
19	BARRY Mahamoud	0 / 0	0	0	1	4	1	0	1	0	2	2	2	0	0

INDIVIDUAL DATA PHYSICAL



Spain v Mali



Spain



Physical Data

#	Player	Total Distance (m)	Zone 1: 0-7 km/h (m)	Zone 2: 7-15 km/h (m)	Zone 3: 15-20 km/h (m)	Zone 4: 20-25 km/h (m)	Zone 5: 25+ km/h (m)	High Speed Runs (Zone 4)	Sprints (Zone 5)	Top Speed (km/h)
1	JIMENEZ Raul	5272.5	4294.9	863.1	108.6	5.8	0	9.0	1.0	21.1
2	FORT Hector	10576.4	4272.9	4074.0	1464.8	560.6	204.1	122.0	49.0	31.5
3	MUNOZ Dani	10686.7	5236.5	3713.6	969.3	591.0	176.3	96.0	45.0	32.5
5	CUBARSI Pau	9994.5	4214.7	4263.7	1098.4	292.8	124.9	94.0	25.0	30.3
6	PRIM Pau	11863.3	3766.6	5601.9	1817.5	562.3	115.1	148.0	41.0	30.8
7	LOPEZ Pablo	8219.7	2396.0	4265.2	1057.1	360.0	141.4	87.0	35.0	32.0
9	GUIU Marc	8570.0	3560.9	3567.7	625.6	495.3	320.5	75.0	44.0	32.7
10	HERNANDEZ Juan	11814.5	3699.1	5835.2	1639.8	511.6	130.0	131.0	36.0	30.6
15	CUENCA Andres	9429.3	4191.3	3758.5	1009.9	355.5	114.1	96.0	26.0	31.4
18	JUNYENT Quim	10435.6	3389.5	4850.5	1575.8	523.9	97.1	130.0	40.0	29.8
19	YANEZ Daniel	7462.9	2845.6	2971.7	1057.5	467.2	120.9	98.0	41.0	32.3
8	MARTIN Roberto	2006.6	527.9	930.2	396.9	151.5	0	31.0	9.0	25.6
11	HUESTAMENDIA Peio	3990.8	1282.3	1736.4	642.9	260.2	69.4	46.0	21.0	32.8
12	OYONO Igor	3614.0	1530.5	1291.6	424.6	210.0	157.2	41.0	12.0	31.7
17	MESA Oscar	1892.7	531.5	836.8	248.9	224.5	50.9	25.0	16.0	29.4



Physical Data

#	Player	Total Distance (m)	Zone 1: 0-7 km/h (m)	Zone 2: 7-15 km/h (m)	Zone 3: 15-20 km/h (m)	Zone 4: 20-25 km/h (m)	Zone 5: 25+ km/h (m)	High Speed Runs (Zone 4)	Sprints (Zone 5)	Top Speed (km/h)
1	KONE Bourama	5350.2	3794.3	1039.5	365.4	138.6	12.3	35.0	13.0	28.4
2	TRAORE Moussa	7095.5	2796.3	3163.2	591.1	400.9	143.3	61.0	37.0	31.0
3	MAKALOU Hamidou	10816.2	3967.4	4853.2	1168.2	606.8	220.7	103.0	52.0	30.8
4	SANOOGO Souleymane	7455.2	2810.6	3109.6	937.1	424.9	172.2	86.0	37.0	32.7
5	TRAORE Issa	9923.6	4102.4	4049.8	1135.3	367.2	267.9	115.0	45.0	32.6
6	KONE Sekou	12072.3	3498.5	5374.6	2144.0	929.6	126.8	166.0	66.0	30.6
8	DIARRA Ibrahim	8327.3	3121.1	3428.3	1132.5	548.8	96.6	111.0	39.0	30.3
10	TIA Ange Martial	8539.7	2688.3	3637.1	1485.1	606.3	122.1	127.0	48.0	31.3
11	KANATE Ibrahim	9758.5	3303.3	4350.3	1179.8	601.1	325.0	101.0	53.0	32.1
15	COULIBALY Baye	10872.8	3938.1	4686.2	1383.0	679.5	185.9	120.0	53.0	30.1
17	DOUMBIA Mamadou	4245.1	1510.4	1821.2	450.8	282.7	180.0	42.0	28.0	32.6
9	LEINTU Salif Noah	1445.9	403.1	607.0	248.1	135.3	52.3	25.0	12.0	31.6
12	KONE Gaoussou	3437.0	1270.7	1248.3	479.1	282.5	156.4	43.0	23.0	31.8
14	THIERO Ousmane	3516.4	1000.4	1552.8	585.8	304.9	72.4	49.0	18.0	29.1
18	DIOP Moussa Massire	3477.2	1230.6	1192.7	510.1	363.4	180.5	47.0	24.0	32.5
19	BARRY Mahamoud	3037.2	896.0	1391.3	453.8	234.8	61.4	34.0	19.0	30.6

