



U-17 WORLD CUP
INDONESIA 2023



New Caledonia 0 - 10 England

Group C - Match 6
11 November 2023
16:00 Kick Off

Jakarta International Stadium

POST MATCH SUMMARY REPORT

Match Summary - Teams



New Caledonia

0 — 10

England

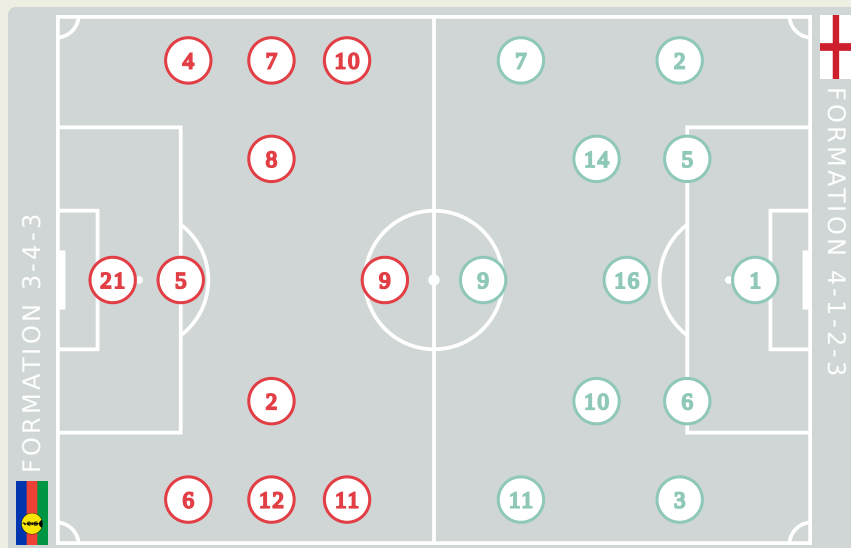


STARTING

21	GK	KUTRAN Nicolas	
2	DF	HUNA Inine	↓ 56'
4	DF	DIKO Gregory	
5	DF	HANYE Wadria	
6	MF	HNAISSILIN Joseph	
7	MF	GOHOUBE Bayron	↓ 72'
8	MF	LEVY Anthony	↓ 72'
9	FW	ANGEXETINE Jean-Philippe	↓ 56'
10	FW	ALEBATE Nolhann (C)	46'
11	FW	SAIKO Jean-Yves	↓ 72'
12	MF	UPA Jytrhim	

SUBSTITUTES

1	GK	TIAOUNIANE Claude	
16	GK	MULLER Noa	
3	FW	KUTRAN Baptiste	↑ 72'
13	MF	UE Simon	↑ 56'
14	MF	WIAKO Kyllian	↑ 72'
15	FW	CAHMA David	
17	DF	RABAN--GRANGIER Mael	
18	MF	PAMANI Numa	
19	DF	NGANYANE Ronald	↑ 56'
20	FW	QAEZE Paul	↑ 72'



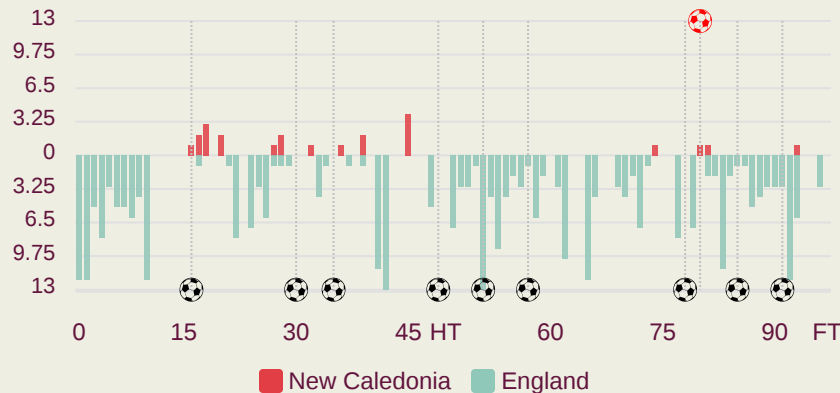
STARTING

45+4'	SETFORD Tommy	GK	1	
	ACHEAMPONG Josh-Kofi	DF	2	
	MEGHOMA Jayden	DF	3	
↓ 61'	(C) SAMUEL Lakyle	DF	5	
	SAMUELS-SMITH Ishe	DF	6	
↓ 61'	35'	DIBLING Tyler	FW	7
57'	30'	OBOAVWODUO Justin	FW	9
51'	AMO-AMEYAW Sam	MF	10	
↓ 62'	NDALA Joel	FW	11	
↓ 61'	16'	DENNY Reiss	MF	14
↓ 62'	LEWIS-SKELLY Myles	MF	16	

SUBSTITUTES

	CURD Teddy	GK	13	
	HERRICK Finlay	GK	21	
90+1'	↑ 61'	McALLISTER Finley	MF	4
	↑ 62'	GOLDING Michael	MF	8
85'	↑ 61'	MURRAY-CAMPBELL Harrison	DF	12
		JOHNSON Joe	DF	15
		STEVENS Archie	FW	17
		RIGG Chris	MF	18
	↑ 61'	WARHURST Matty	FW	19
78'	↑ 62'	NWANERI Ethan	FW	20

Distribution in the Final Third



Match Summary - Key Statistics



New Caledonia



England



Possession

Total



Total

0	Goals	10
2 (0)	Attempts at Goal (On Target)	41 (20)
205 (147)	Total Passes (Complete)	502 (465)
72 %	Pass Completion %	93 %
39	Completed Line Breaks	102
2	Defensive Line Breaks	15
7	Receptions in the Final Third	309
3	Crosses	23
7	Ball Progressions	37
261 (67)	Defensive Pressures Applied (Direct Pressures)	154 (43)
31	Forced Turnovers	35
41	Second Balls	82
93.6 km	Total Distance Covered	98.2 km
4 km	Zone 4 - Low Speed Sprinting: 20-25 km/h	4.3 km



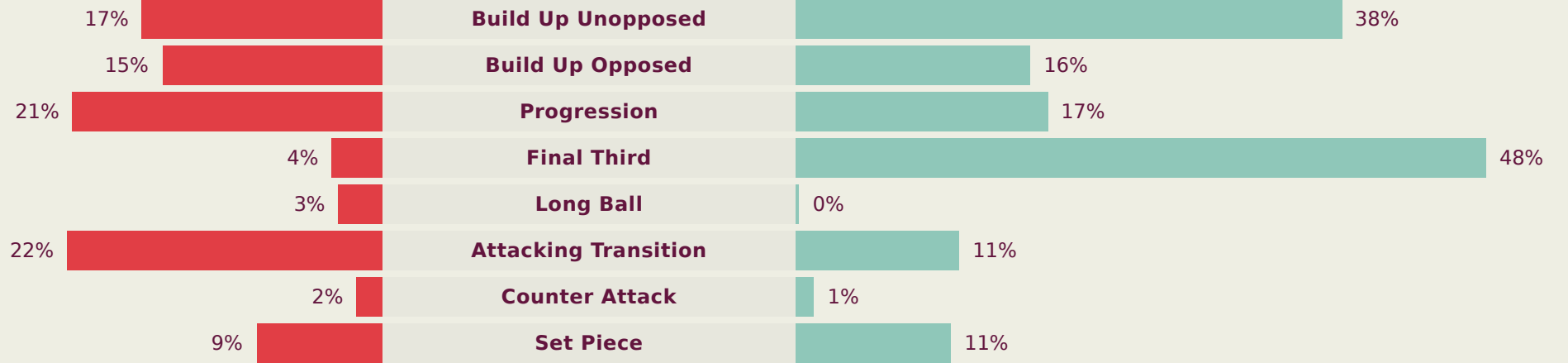
New Caledonia

Phases of Play

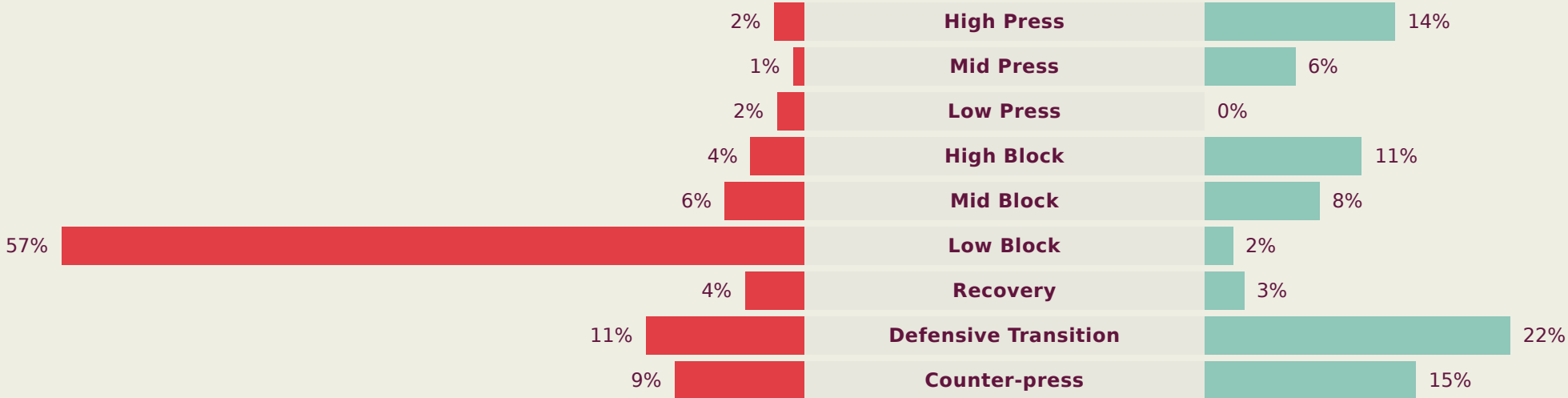
England



IN POSSESSION



OUT OF POSSESSION



IN POSSESSION

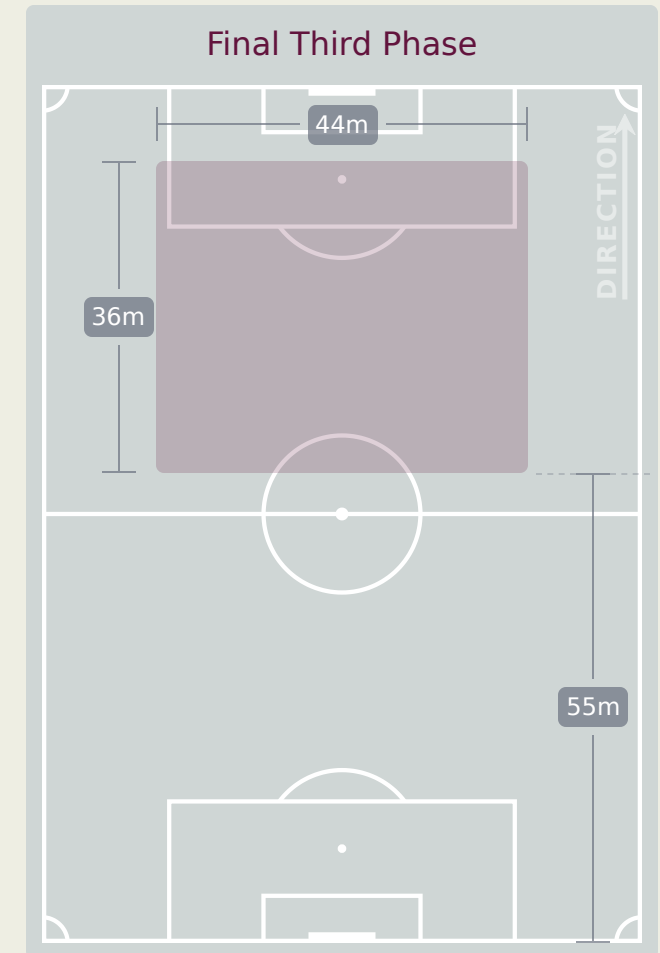
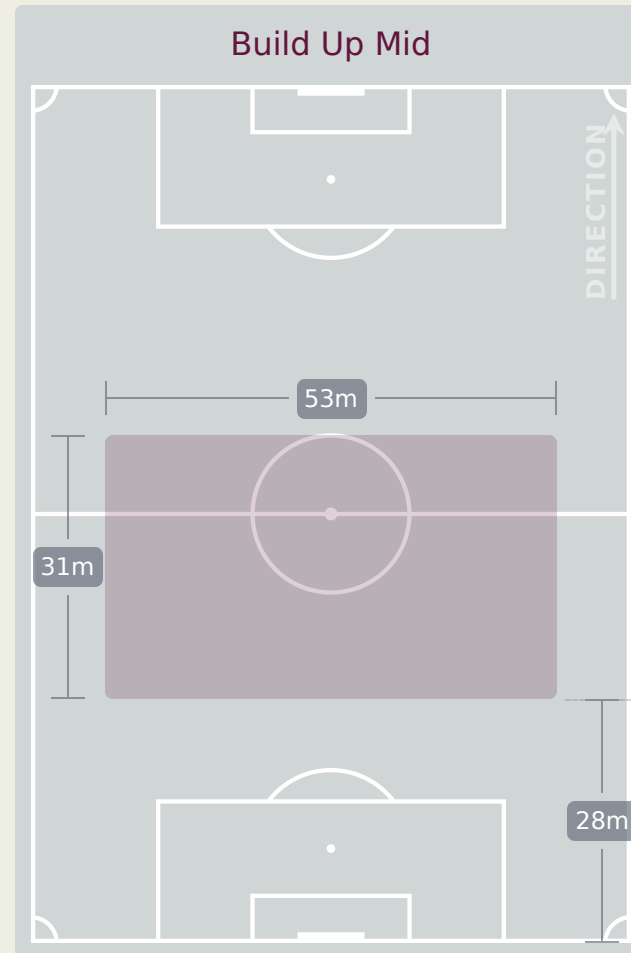
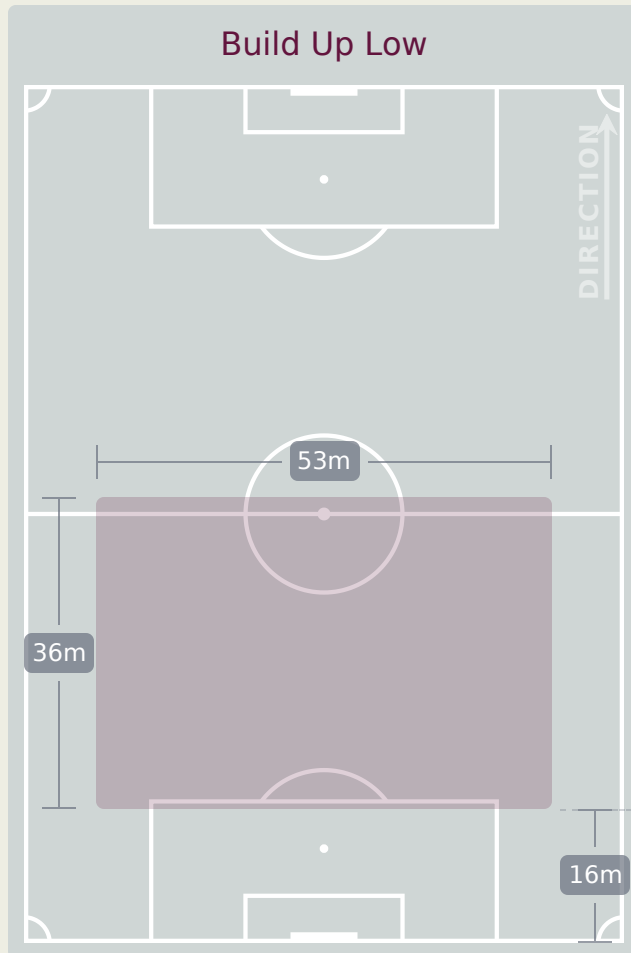


New Caledonia v England

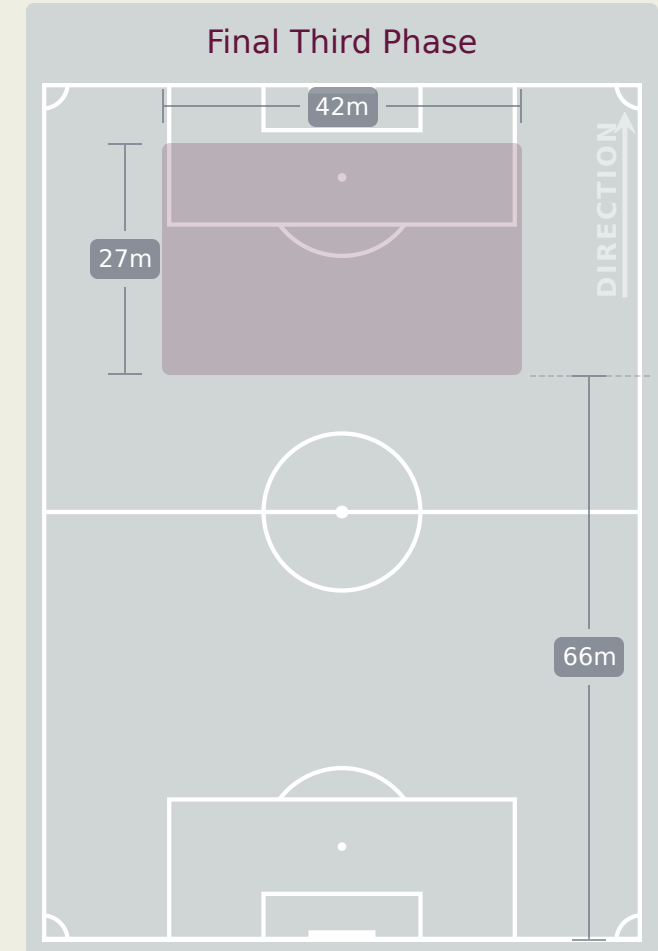
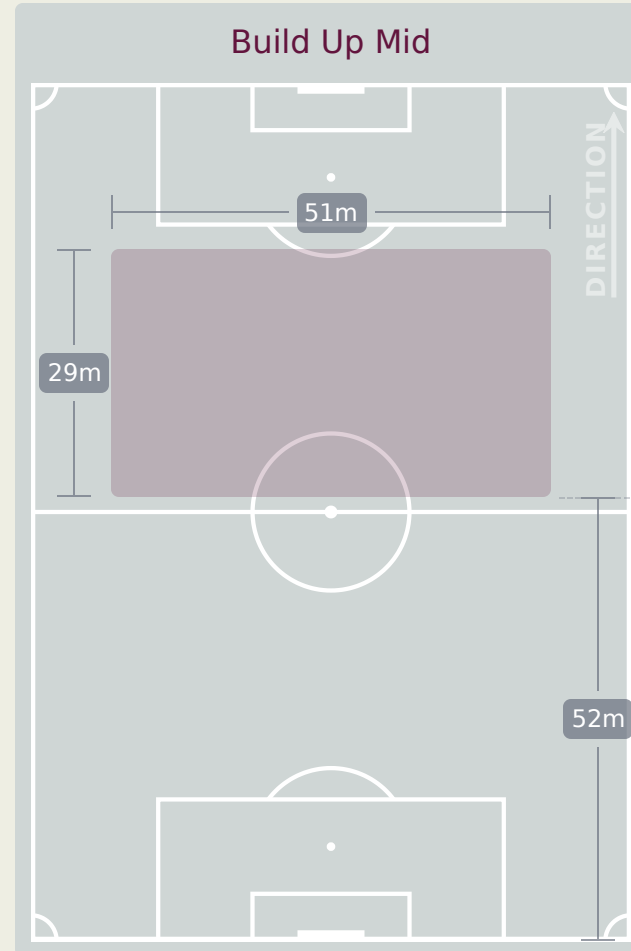
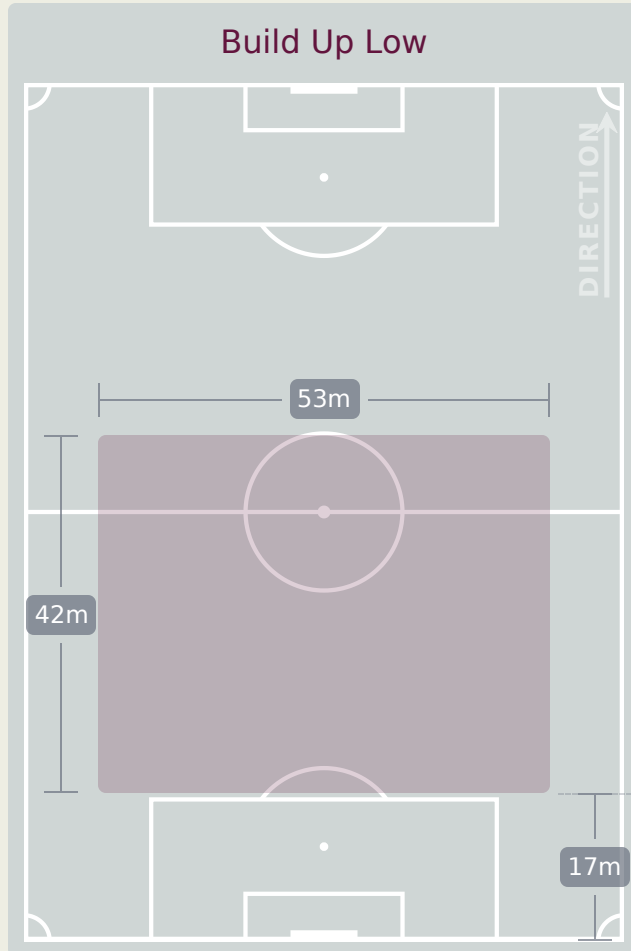


In Possession Line Height & Team Length

New Caledonia



In Possession Line Height & Team Length



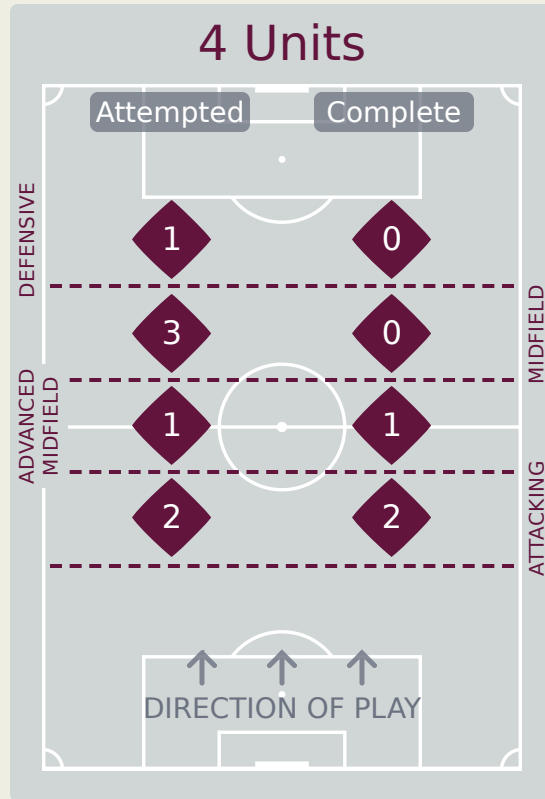
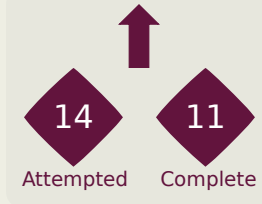
Line Breaks



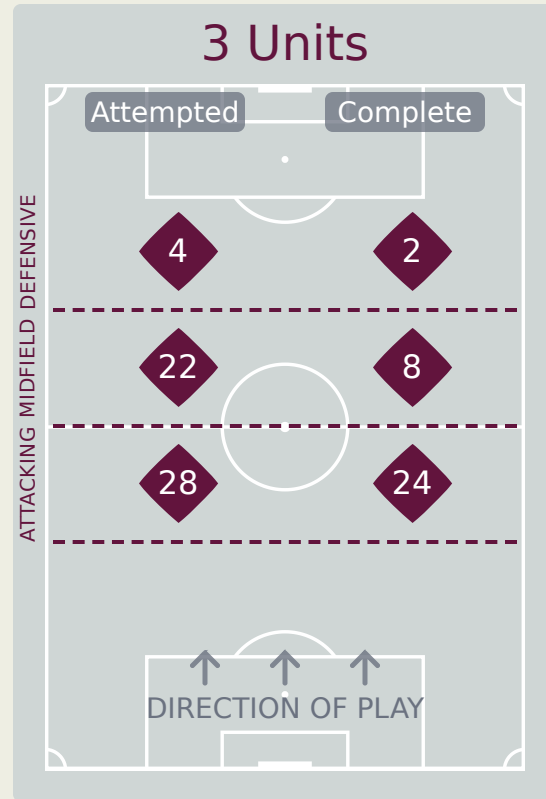
New Caledonia

Attempted Line Breaks

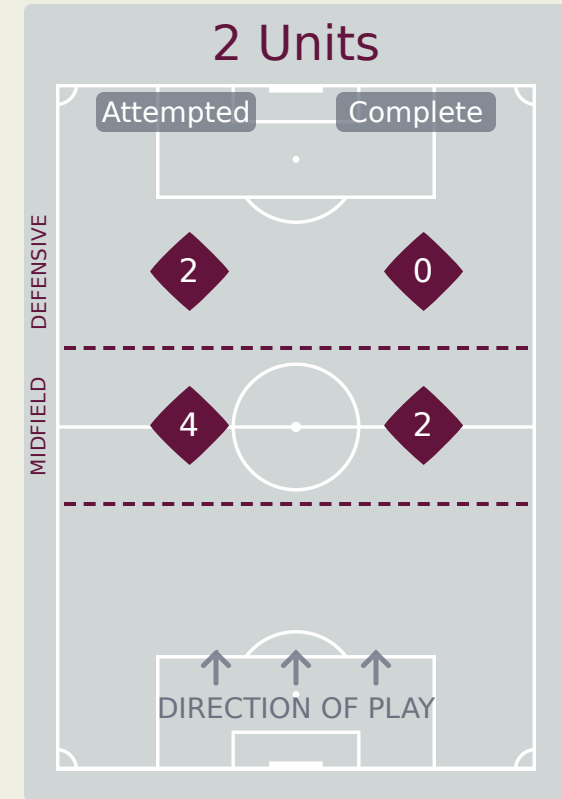
67



Attempted Line Breaks	7
Inside Shape	4
Outside Shape	3



Attempted Line Breaks	54
Inside Shape	37
Outside Shape	17



Attempted Line Breaks	6
Inside Shape	5
Outside Shape	1

Line Breaks

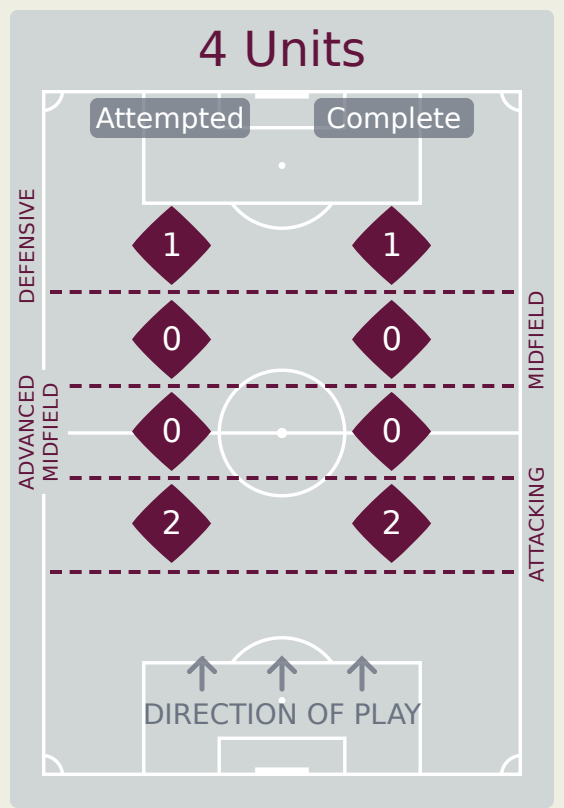


Attempted Line Breaks
127

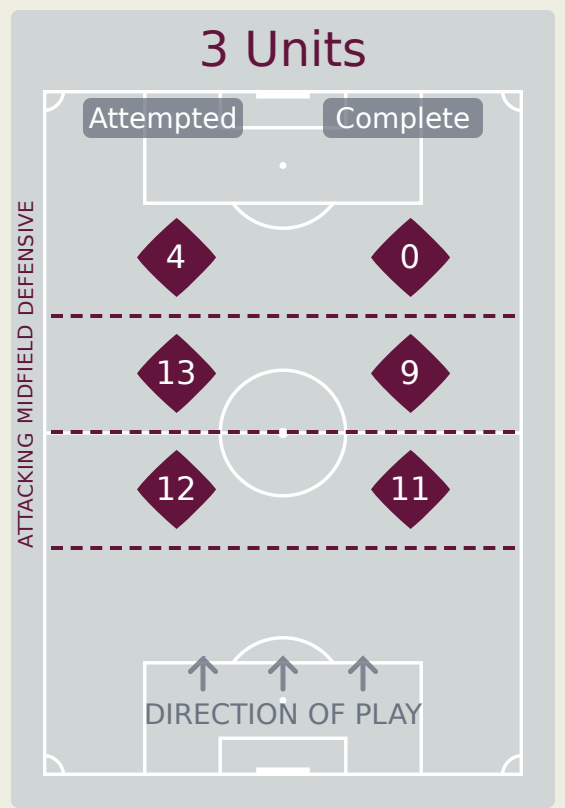
41 ↑
Attempted Complete

61 ↻
Attempted Complete

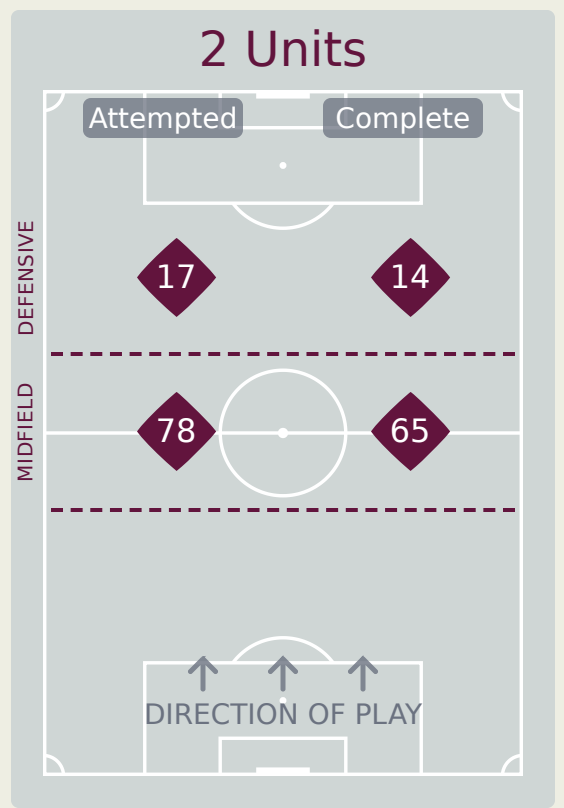
25 ↺
Attempted Complete



Attempted Line Breaks 3
Inside Shape 0
Outside Shape 3



Attempted Line Breaks 29
Inside Shape 20
Outside Shape 9



Attempted Line Breaks 95
Inside Shape 39
Outside Shape 56

Line Breaks

New Caledonia



					4 Units				3 Units			2 Units		Direction			Distribution Type		
#	Player	Line Breaks Attempted	Line Breaks Completed	Line Break Completion %	Attacking Line	Attacking Midfield Line	Midfield Line	Defensive Line	Attacking Line	Midfield Line	Defensive Line	Midfield Line	Defensive Line	Through	Around	Over	Pass	Cross	Ball Progression
21	KUTRAN Nicolas	9	5	55%	1	0	1	0	5	2	0	0	0	1	1	7	9	0	0
2	HUNA Inine	0	0	0%	0	0	0	0	0	0	0	0	0	0	0	0	0	0	0
4	DIKO Gregory	16	10	62%	0	0	0	0	8	5	0	2	1	3	3	10	16	0	0
5	HANYE Wadria	5	5	100%	1	0	0	0	3	0	0	1	0	2	3	0	5	0	0
6	HNAISSILIN Joseph	14	7	50%	0	0	0	0	8	5	0	1	0	5	5	4	13	1	0
7	GOHOUBE Bayron	3	2	66%	0	0	0	0	0	1	2	0	0	0	3	0	3	0	0
8	LEVY Anthony	2	0	0%	0	0	0	0	0	2	0	0	0	0	0	2	2	0	0
9	ANGEXETINE Jean-Philippe	0	0	0%	0	0	0	0	0	0	0	0	0	0	0	0	0	0	0
10	ALEBATE Nolhann	1	0	0%	0	0	0	0	0	0	0	0	1	0	1	0	1	0	0
11	SAIKO Jean-Yves	1	1	100%	0	0	0	0	0	0	1	0	0	0	1	0	1	0	0
12	UPA Jytrhim	9	6	66%	0	1	1	0	1	6	0	0	0	1	5	3	9	0	0
3	KUTRAN Baptiste	1	1	100%	0	0	0	0	1	0	0	0	0	0	0	1	1	0	0
13	UE Simon	1	0	0%	0	0	1	0	0	0	0	0	0	1	0	0	1	0	0
14	WIAKO Kyllian	0	0	0%	0	0	0	0	0	0	0	0	0	0	0	0	0	0	0
19	NGANYANE Ronald	4	2	50%	0	0	0	1	2	0	1	0	0	1	1	2	4	0	0
20	QAEZE Paul	1	0	0%	0	0	0	0	0	1	0	0	0	0	0	1	1	0	0

Line Breaks



					4 Units				3 Units			2 Units		Direction			Distribution Type		
#	Player	Line Breaks Attempted	Line Breaks Completed	Line Break Completion %	Attacking Line	Attacking Midfield Line	Midfield Line	Defensive Line	Attacking Line	Midfield Line	Defensive Line	Midfield Line	Defensive Line	Through	Around	Over	Pass	Cross	Ball Progression
1	SETFORD Tommy	6	5	83%	1	0	0	0	2	2	1	0	0	3	0	3	6	0	0
2	ACHEAMPONG Josh-Kofi	12	11	91%	0	0	0	0	1	1	0	10	0	0	10	2	12	0	0
3	MEGHOMA Jayden	10	8	80%	0	0	0	0	1	2	0	6	1	1	8	1	8	1	1
5	SAMUEL Lakyle	4	3	75%	1	0	0	1	1	1	0	0	0	2	0	2	4	0	0
6	SAMUELS-SMITH Ishe	18	16	88%	0	0	0	0	5	1	0	12	0	7	9	2	18	0	0
7	DIBLING Tyler	5	3	60%	0	0	0	0	0	1	0	3	1	2	2	1	2	1	2
9	OBOAVWODUO Justin	8	7	87%	0	0	0	0	0	1	1	4	2	5	2	1	7	0	1
10	AMO-AMEYAW Sam	17	14	82%	0	0	0	0	0	1	0	12	4	7	8	2	14	0	3
11	NDALA Joel	11	9	81%	0	0	0	0	0	0	0	7	4	6	5	0	7	1	3
14	DENNY Reiss	11	8	72%	0	0	0	0	1	2	2	6	0	5	2	4	9	1	1
16	LEWIS-SKELLY Myles	6	4	66%	0	0	0	0	0	0	0	4	2	3	3	0	5	0	1
4	McALLISTER Finley	4	3	75%	0	0	0	0	0	1	0	3	0	0	3	1	4	0	0
8	GOLDING Michael	4	2	50%	0	0	0	0	0	0	0	4	0	0	3	1	3	1	0
12	MURRAY-CAMPBELL Harrison	6	4	66%	0	0	0	0	1	0	0	4	1	0	3	3	5	1	0
19	WARHURST Matty	0	0	0%	0	0	0	0	0	0	0	0	0	0	0	0	0	0	0
20	NWANERI Ethan	5	5	100%	0	0	0	0	0	0	0	3	2	0	3	2	4	0	1

Passing Networks

New Caledonia



#	Passes From ↓ to →	KUTRAN Nicolas	HUNA Inine	DIKO Gregory	HANYE Wadria	HNAISSILIN Joseph	GOHOUBE Bayron	LEVY Anthony	ANGEXETINE Jean-Philippe	ALEBATE Nolhann	SAIKO Jean-Yves	UPA Jytrhim	KUTRAN Baptiste	UE Simon	WIAKO Kyllian	NGANYANE Ronald	QAEZE Paul
21	KUTRAN Nicolas	0	0	10	1	6	1	0	0	0	0	0	1	0	0	1	0
2	HUNA Inine	0	0	0	0	1	1	0	0	1	0	0	0	0	0	0	0
4	DIKO Gregory	3	0	0	6	0	2	0	0	0	2	1	0	2	0	0	0
5	HANYE Wadria	4	0	4	0	1	2	1	0	0	0	1	2	1	1	0	2
6	HNAISSILIN Joseph	1	1	1	3	0	0	0	0	0	0	7	0	0	0	1	1
7	GOHOUBE Bayron	0	0	1	1	0	0	0	0	3	1	1	0	0	0	0	0
8	LEVY Anthony	0	0	1	0	2	0	0	0	0	0	0	0	0	0	1	0
9	ANGEXETINE Jean-Philippe	0	1	1	1	0	0	3	0	0	0	0	0	0	0	0	0
10	ALEBATE Nolhann	0	0	0	1	0	1	1	0	0	0	2	0	0	0	0	0
11	SAIKO Jean-Yves	0	2	0	0	0	0	1	0	0	0	4	0	0	0	0	0
12	UPA Jytrhim	0	0	1	1	4	1	0	0	2	5	0	0	0	0	0	1
3	KUTRAN Baptiste	0	0	1	0	0	0	0	0	0	0	1	0	2	0	0	0
13	UE Simon	0	0	2	0	0	0	0	0	0	0	1	1	0	0	0	0
14	WIAKO Kyllian	0	0	0	1	1	0	0	0	0	0	1	1	1	0	0	0
19	NGANYANE Ronald	0	0	1	0	0	0	1	0	0	0	0	0	1	0	0	1
20	QAEZE Paul	0	0	0	0	1	0	0	0	0	0	0	0	1	0	1	0

Top 5 Player to Player Passers		
Player	Passed To	% of Total Team Passes
KUTRAN Nicolas	DIKO Gregory	7.3%
HNAISSILIN Joseph	UPA Jytrhim	5.1%
KUTRAN Nicolas	HNAISSILIN Joseph	4.4%
DIKO Gregory	HANYE Wadria	4.4%
UPA Jytrhim	SAIKO Jean-Yves	3.6%

Passing Networks


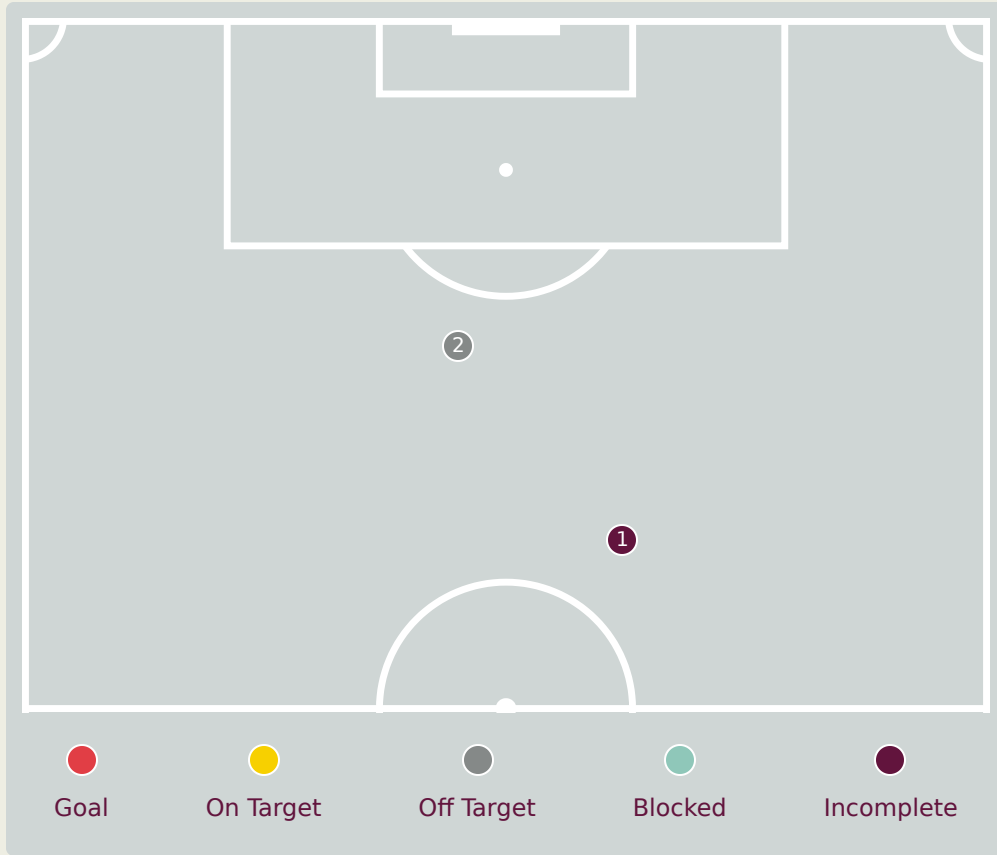


#	Passes From ↓ to →	SETFORD Tommy	ACHEAMPONG Josh-Kofi	MEGHOMA Jayden	SAMUEL Lakyle	SAMUELS-SMITH Ishe	DIBLING Tyler	OBOAVWODUO Justin	AMO-AMEYAW Sam	NDALA Joel	DENNY Reiss	LEWIS-SKELLY Myles	McALLISTER Finley	GOLDING Michael	MURRAY-CAMPBELL Harrison	WARHURST Matty	NWANERI Ethan	
1	SETFORD Tommy	0	0	1	7	2	1	0	0	4	0	0	0	2	0	0		
2	ACHEAMPONG Josh-Kofi	0	0	5	6	8	4	2	1	2	8	3	1	4	0	3		
3	MEGHOMA Jayden	3	1	0	6	0	0	11	7	1	0	2	3	1	0	3		
5	SAMUEL Lakyle	4	3	2	0	13	1	0	0	2	1	0	0	0	0	0		
6	SAMUELS-SMITH Ishe	7	6	5	4	0	3	10	14	11	0	2	1	1	0	1		
7	DIBLING Tyler	0	3	0	3	0	0	1	0	0	1	0	0	0	0	0		
9	OBOAVWODUO Justin	0	2	0	0	1	2	0	6	1	1	0	1	0	4	0	3	
10	AMO-AMEYAW Sam	0	5	8	0	3	1	4	0	12	8	5	0	2	0	2	5	
11	NDALA Joel	0	5	6	0	3	1	3	15	0	2	2	0	0	0	0	0	
14	DENNY Reiss	1	8	3	4	3	1	3	4	1	0	0	0	0	0	0	0	
16	LEWIS-SKELLY Myles	0	3	2	1	0	3	0	1	2	2	0	0	0	0	0	0	
4	McALLISTER Finley	0	4	3	0	1	0	2	2	0	0	0	0	3	2	3	0	8
8	GOLDING Michael	0	0	2	0	0	0	0	5	0	0	0	3	0	0	0	1	
12	MURRAY-CAMPBELL Harrison	1	6	2	0	2	0	4	1	0	0	0	3	2	0	0	2	
19	WARHURST Matty	0	0	0	0	0	0	0	1	0	0	0	1	0	0	0	2	
20	NWANERI Ethan	0	3	3	0	0	0	1	0	0	0	0	6	3	7	0	0	

Top 5 Player to Player Passers		
Player	Passed To	% of Total Team Passes
NDALA Joel	AMO-AMEYAW Sam	3.4%
SAMUELS-SMITH Ishe	NDALA Joel	3.1%
SAMUEL Lakyle	SAMUELS-SMITH Ishe	2.9%
AMO-AMEYAW Sam	NDALA Joel	2.7%
MEGHOMA Jayden	AMO-AMEYAW Sam	2.5%

Attempts at Goal

New Caledonia



Key	Outcome	Shots
●	Goals	0
●	On Target	0
●	Off Target	1
●	Blocked	0
●	Incomplete	1

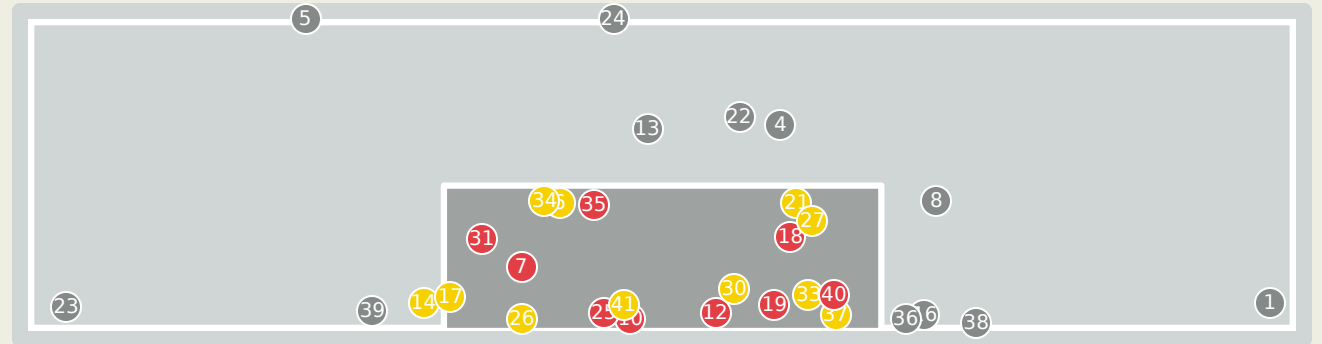
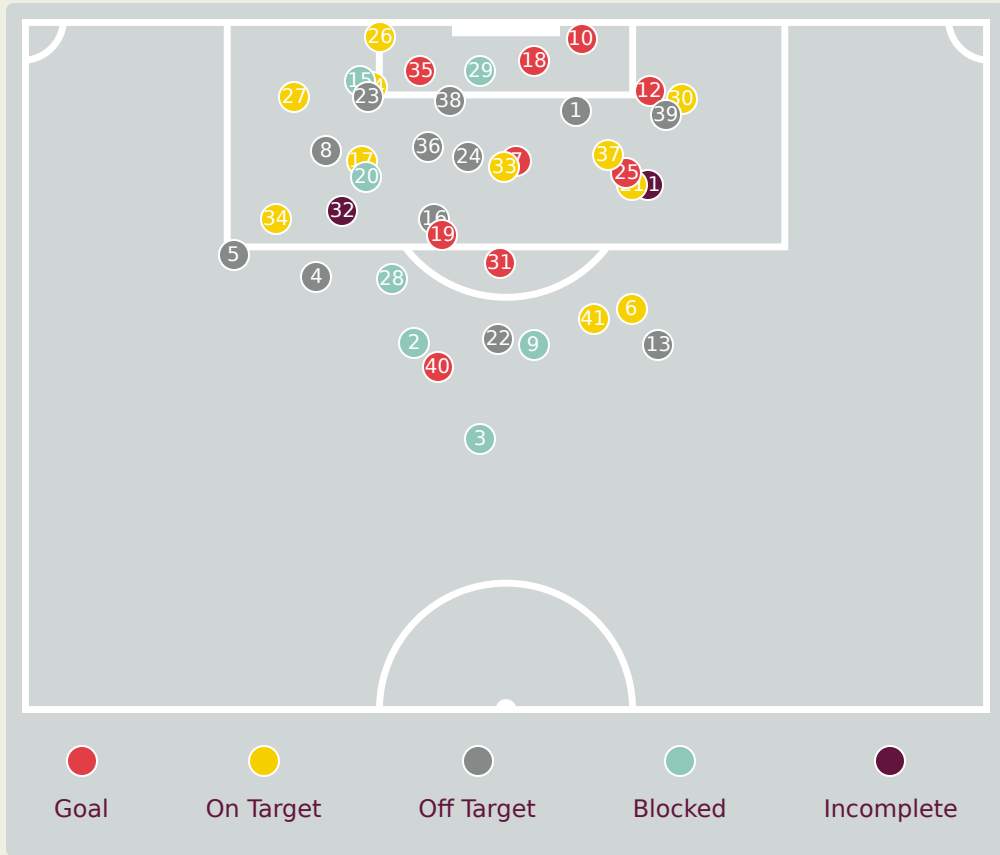
Attempts at Goal






New Caledonia



Time	Player	Outcome	Body Part	Delivery Type
16	2 HUNA Inine	Incomplete	Right Foot	Loose Ball
18	8 LEVY Anthony	Deflected Off Target - Defensive Event	Left Foot	Loose Ball

Attempts at Goal



Key	Outcome	Shots
	Goals	9
	On Target	11
	Off Target	12
	Blocked	7
	Incomplete	2

Attempts at Goal



Time	Player	Outcome	Body Part	Delivery Type
4	9 OBOAVWODUO Justin	Off Target	Head	Cross
5	3 MEGHOMA Jayden	Incomplete - Blocked	Left Foot	Pass
5	6 SAMUELS-SMITH Ishe	Incomplete - Blocked	Left Foot	Pass
5	10 AMO-AMEYAW Sam	Off Target	Left Foot	Ball Progression
7	11 NDALA Joel	Off Target	Right Foot	Pass
8	10 AMO-AMEYAW Sam	On Target - Saved	Left Foot	Loose Ball
15	14 DENNY Reiss	On Target - Goal	Left Foot	Penalty
23	11 NDALA Joel	Off Target	Right Foot	Ball Progression
26	14 DENNY Reiss	Incomplete - Blocked	Right Foot	Freekick
29	9 OBOAVWODUO Justin	On Target - Goal	Right Foot	Cross
33	7 DIBLING Tyler	Incomplete	Left Foot	Pass
34	7 DIBLING Tyler	On Target - Goal	Left Foot	Pass
38	7 DIBLING Tyler	Off Target	Left Foot	Loose Ball
39	9 OBOAVWODUO Justin	On Target - Saved	Left Foot	Pass
41	11 NDALA Joel	Incomplete - Blocked	Right Foot	Ball Progression
42	10 AMO-AMEYAW Sam	Off Target	Left Foot	Pass
48	10 AMO-AMEYAW Sam	On Target - Saved	Left Foot	Loose Ball

Attempts at Goal



Time	Player	Outcome	Body Part	Delivery Type
48	2 ACHEAMPONG Josh-Kofi	On Target - Goal	Head	Corner
50	10 AMO-AMEYAW Sam	Deflected On Target - Goal	Right Foot	Pass
52	10 AMO-AMEYAW Sam	Incomplete - Blocked	Left Foot	Pass
52	7 DIBLING Tyler	On Target - Saved	Right Foot	Ball Progression
54	14 DENNY Reiss	Off Target	Left Foot	Pass
55	10 AMO-AMEYAW Sam	Deflected Off Target - Defensive Event	Left Foot	Pass
56	16 LEWIS-SKELLY Myles	Off Target	Right Foot	Cross
56	9 OBOAVWODUO Justin	On Target - Goal	Right Foot	Pass
57	11 NDALA Joel	On Target - Saved	Left Foot	Cross
58	11 NDALA Joel	On Target - Saved	Right Foot	Pass
66	3 MEGHOMA Jayden	Incomplete - Blocked	Right Foot	Pass
70	2 ACHEAMPONG Josh-Kofi	Incomplete - Blocked	Head	Corner
73	10 AMO-AMEYAW Sam	On Target - Saved	Left Foot	Pass
77	20NWANERI Ethan	On Target - Goal	Left Foot	Pass
79	8 GOLDING Michael	Incomplete - Defensive Event	Left Foot	Loose Ball
81	20NWANERI Ethan	Deflected On Target - Defensive Event	Left Foot	Loose Ball
83	10 AMO-AMEYAW Sam	On Target - Saved	Right Foot	Pass

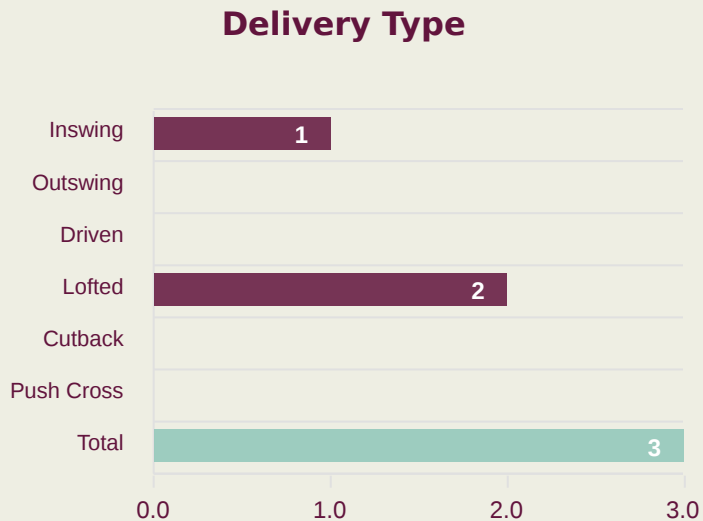
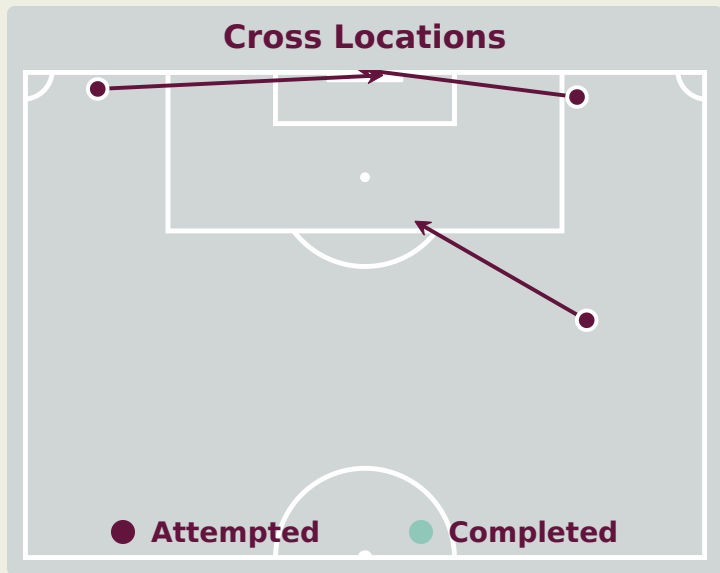
Attempts at Goal



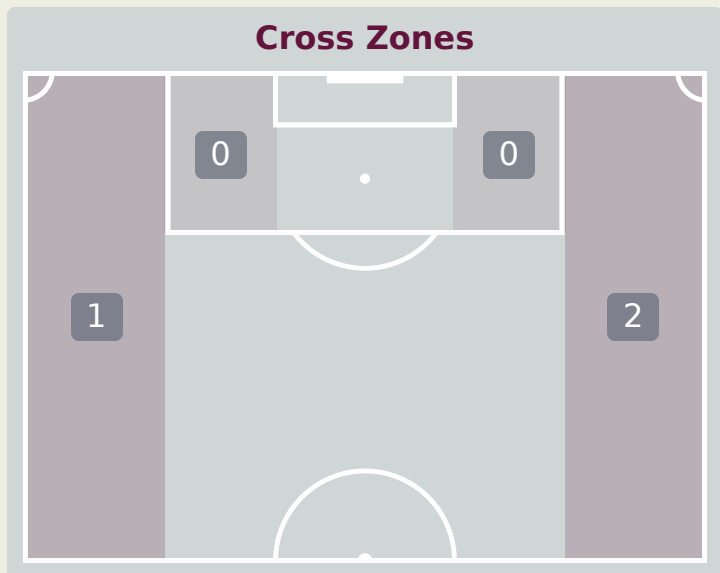
Time	Player	Outcome	Body Part	Delivery Type
84	12 MURRAY-CAMPBELL Harrison	On Target - Goal	Head	Pass
86	8 GOLDING Michael	Off Target	Right Foot	Pass
87	9 OBOAVWODUO Justin	On Target - Saved	Right Foot	Ball Progression
88	8 GOLDING Michael	Off Target	Head	Pass
89	20NWANERI Ethan	Off Target	Right Foot	Pass
90	4 McALLISTER Finley	On Target - Goal	Right Foot	Other
93	20NWANERI Ethan	Deflected On Target - Defensive Event	Left Foot	Pass

Crosses (Open Play)

New Caledonia



#	Player	Inswing	Outswing	Driven	Lofted	Cutback	Push Cross	Total Attempted
21	KUTRAN Nicolas	0	0	0	0	0	0	0
2	HUNA Inine	0	0	0	0	0	0	0
4	DIKO Gregory	0	0	0	0	0	0	0
5	HANYE Wadria	0	0	0	0	0	0	0
6	HNAISSILIN Joseph	1	0	0	0	0	0	1
7	GOHOUBE Bayron	0	0	0	0	0	0	0
8	LEVY Anthony	0	0	0	1	0	0	1
9	ANGEXETINE Jean-Philippe	0	0	0	0	0	0	0
10	ALEBATE Nolhann	0	0	0	0	0	0	0
11	SAIKO Jean-Yves	0	0	0	0	0	0	0
12	UPA Jytrhim	0	0	0	1	0	0	1
3	KUTRAN Baptiste	0	0	0	0	0	0	0
13	UE Simon	0	0	0	0	0	0	0
14	WIAKO Kyllian	0	0	0	0	0	0	0
19	NGANYANE Ronald	0	0	0	0	0	0	0
20	QAEZE Paul	0	0	0	0	0	0	0



Attempted

3

Completed

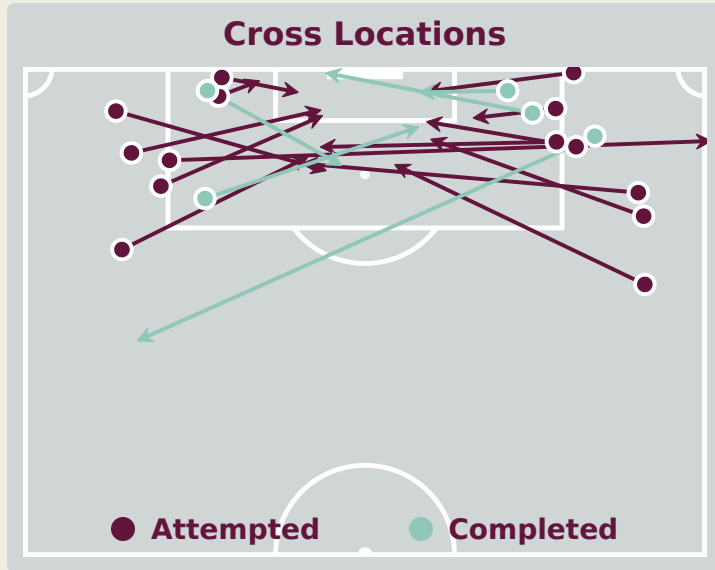
0

Most Crosses Attempted

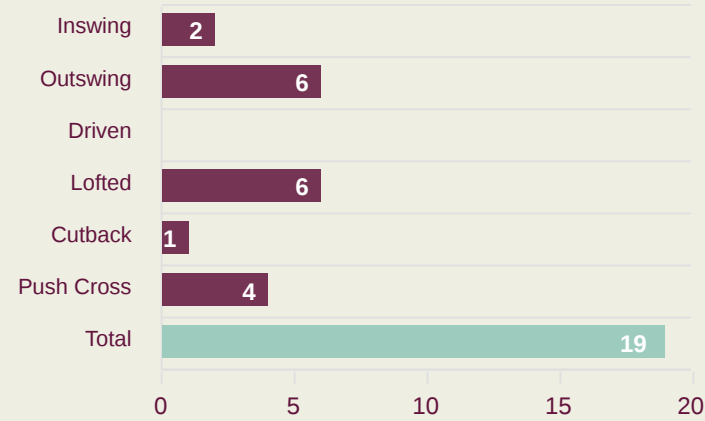
1

HNAISSILIN Joseph
RIGHT BACK

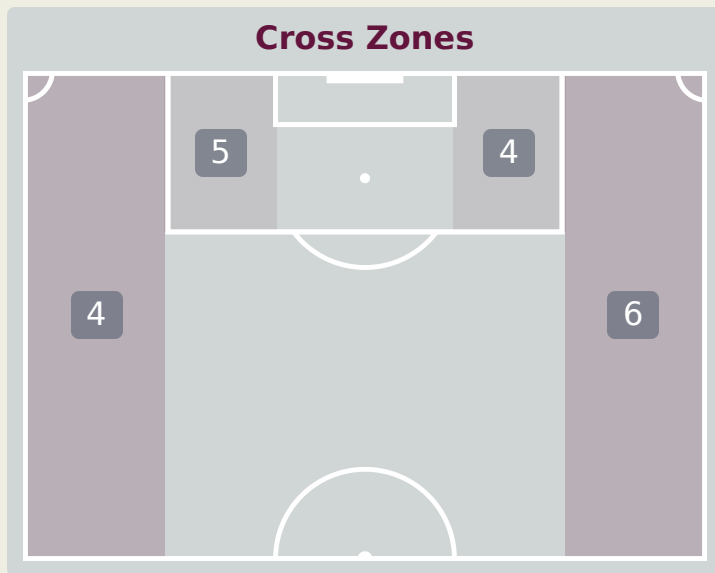
Crosses (Open Play)



Delivery Type



#	Player	Inswing	Outswing	Driven	Lofted	Cutback	Push Cross	Total Attempted
1	SETFORD Tommy	0	0	0	0	0	0	0
2	ACHEAMPONG Josh-Kofi	0	1	0	0	0	0	1
3	MEGHOMA Jayden	0	2	0	0	0	0	2
5	SAMUEL Lakyle	0	0	0	0	0	0	0
6	SAMUELS-SMITH Ishe	0	0	0	0	0	0	0
7	DIBLING Tyler	1	0	0	3	0	2	6
9	OBOAVWODUO Justin	0	1	0	0	0	0	1
10	AMO-AMEYAW Sam	0	0	0	2	0	1	3
11	NDALA Joel	0	0	0	0	1	0	1
14	DENNY Reiss	0	0	0	1	0	0	1
16	LEWIS-SKELLY Myles	0	0	0	0	0	0	0
4	McALLISTER Finley	0	0	0	0	0	0	0
8	GOLDING Michael	1	0	0	0	0	0	1
12	MURRAY-CAMPBELL Harrison	0	2	0	0	0	0	2
19	WARHURST Matty	0	0	0	0	0	0	0
20	NWANERI Ethan	0	0	0	0	0	1	1



Attempted

19

Completed

5

Most Crosses Attempted

6

DIBLING Tyler
RIGHT WINGER

Offering to Receive

146

Total Offers Made

47

Total Offers Received

Most Offers

26

UPA Jytrhim
RIGHT MIDFIELD

28

Offers Made in Final Third

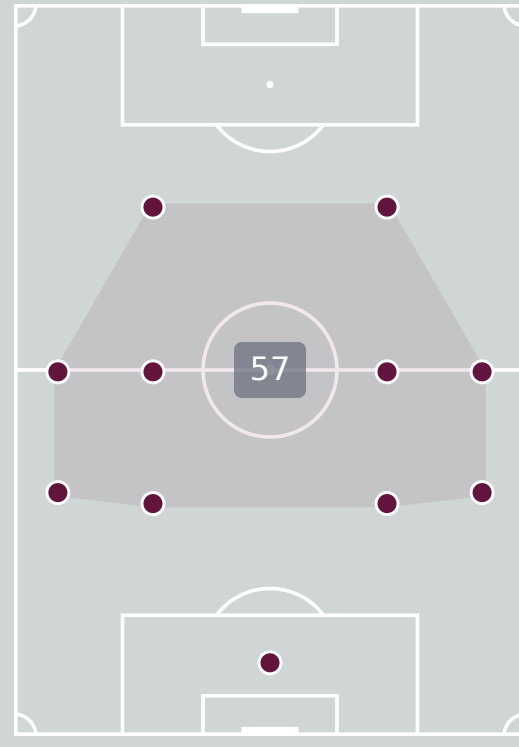
66

Offers Made in Middle Third

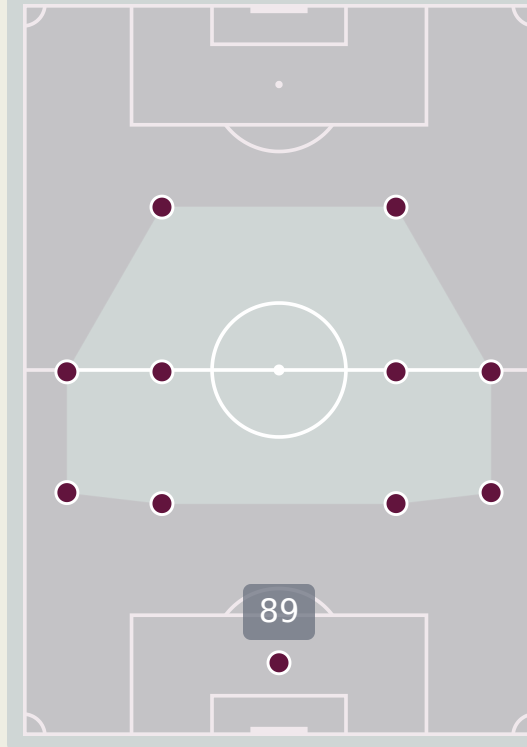
52

Offers Made in Defensive Third

Offers Made Inside Shape



Offers Made Outside Shape



New Caledonia



#	Player	Offers Made	Offers Received	% Made & Received
21	KUTRAN Nicolas	3	1	33.3%
2	HUNA Inine	2	0	0%
4	DIKO Gregory	4	2	50%
5	HANYE Wadria	12	8	66.7%
6	HNAISSILIN Joseph	15	7	46.7%
7	GOHOUBE Bayron	10	4	40%
8	LEVY Anthony	4	0	0%
9	ANGEXETINE Jean-Philippe	6	0	0%
10	ALEBATE Nolhann	6	2	33.3%
11	SAIKO Jean-Yves	14	4	28.6%
12	UPA Jytrhim	26	9	34.6%
3	KUTRAN Baptiste	5	2	40%
13	UE Simon	10	3	30%
14	WIAKO Kyllian	11	1	9.1%
19	NGANYANE Ronald	9	1	11.1%
20	QAEZE Paul	9	3	33.3%

Offering to Receive

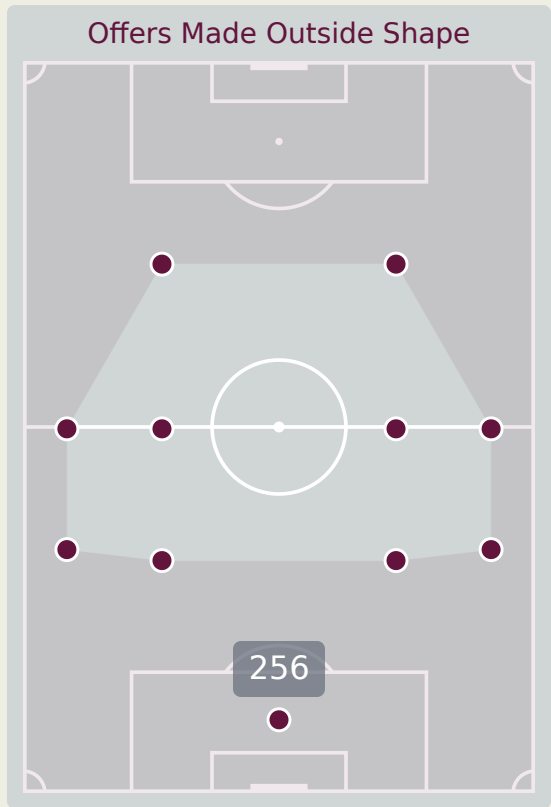
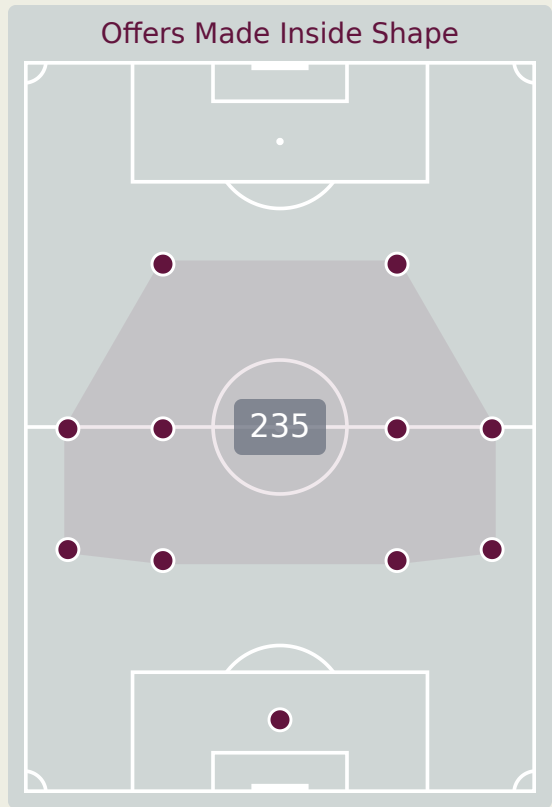


491
Total Offers Made

170
Total Offers Received

Most Offers
82
AMO-AMEYAW Sam
LEFT CENTRE MIDFIELD

366
Offers Made in Final Third



82
Offers Made in Middle Third

43
Offers Made in Defensive Third

#	Player	Offers Made	Offers Received	% Made & Received
1	SETFORD Tommy	8	5	62.5%
2	ACHEAMPONG Josh-Kofi	24	8	33.3%
3	MEGHOMA Jayden	30	10	33.3%
5	SAMUEL Lakyle	4	4	100%
6	SAMUELS-SMITH Ishe	26	13	50%
7	DIBLING Tyler	27	8	29.6%
9	OBOAVWODUO Justin	55	12	21.8%
10	AMO-AMEYAW Sam	82	27	32.9%
11	NDALA Joel	52	25	48.1%
14	DENNY Reiss	44	13	29.5%
16	LEWIS-SKELLY Myles	41	12	29.3%
4	McALLISTER Finley	12	5	41.7%
8	GOLDING Michael	35	10	28.6%
12	MURRAY-CAMPBELL Harrison	13	7	53.8%
19	WARHURST Matty	9	1	11.1%
20	NWANERI Ethan	29	10	34.5%

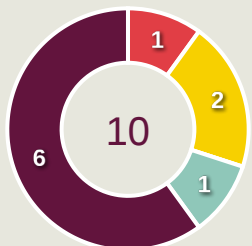
Movement to Receive

New Caledonia

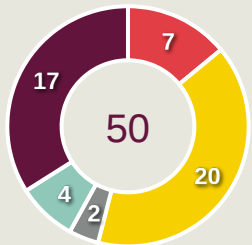


Movement Types by Phase

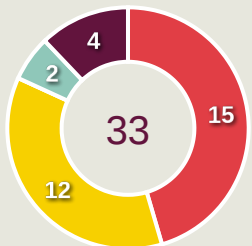
Final Third Phase



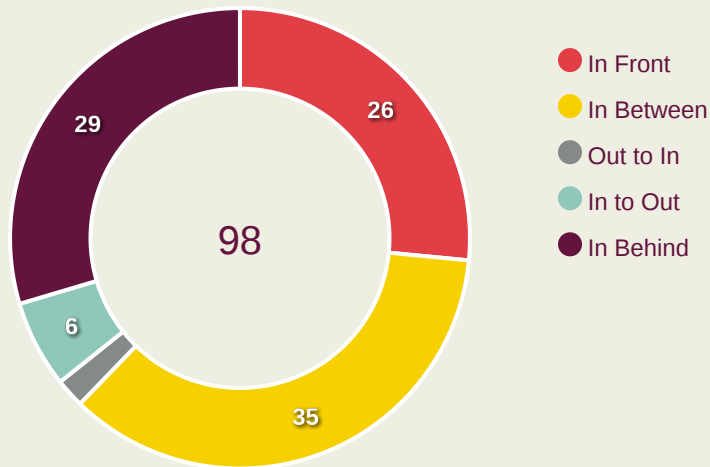
Progression Phase



Build Up Phase



All Movement Types

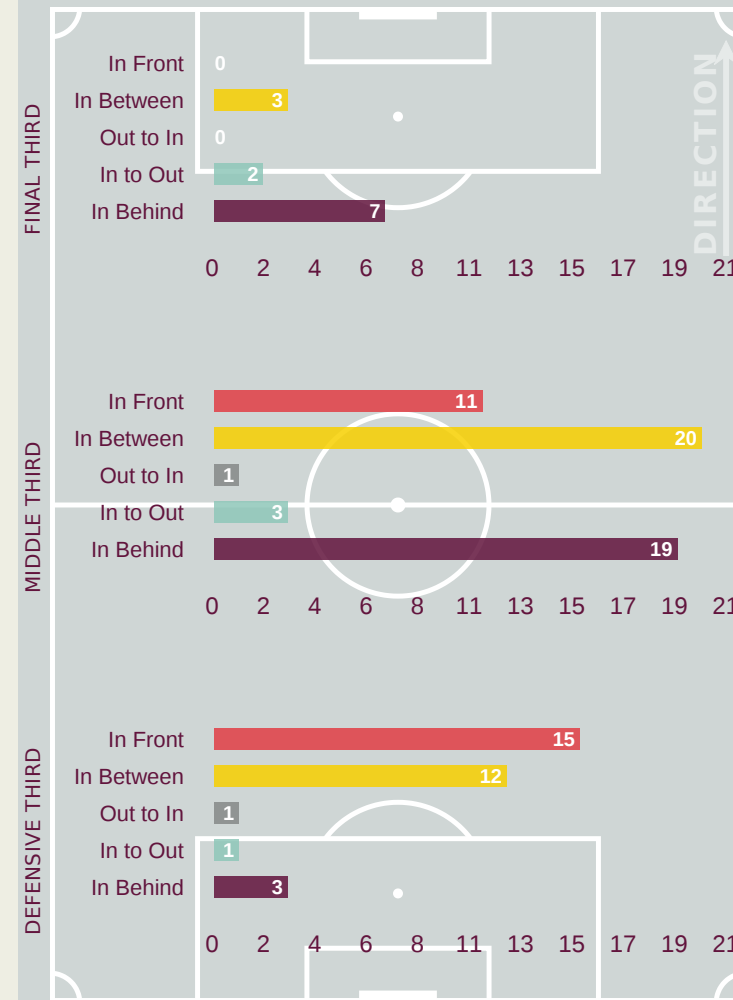


- In Front
- In Between
- Out to In
- In to Out
- In Behind

Top Ranked Players

Type	Player	Movements
In Front	6 HNAISSILIN Joseph	6
In Between	12 UPA Jytrhim	11
Out to In	10 ALEBATE Nolhann	1
In to Out	11 SAIKO Jean-Yves	2
In Behind	14 WIAKO Kyllian	7

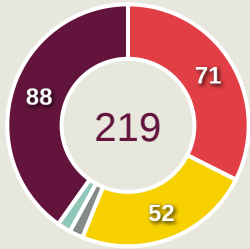
Movement Types Pitch Third



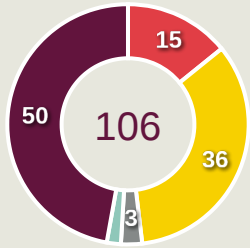
Movement to Receive

Movement Types by Phase

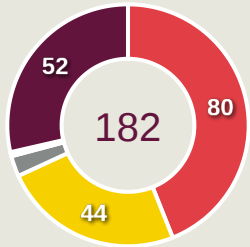
Final Third Phase



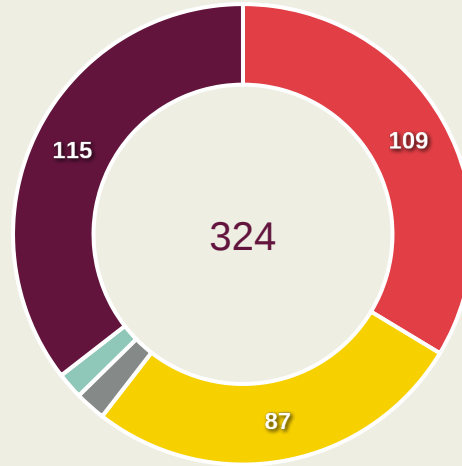
Progression Phase



Build Up Phase



All Movement Types

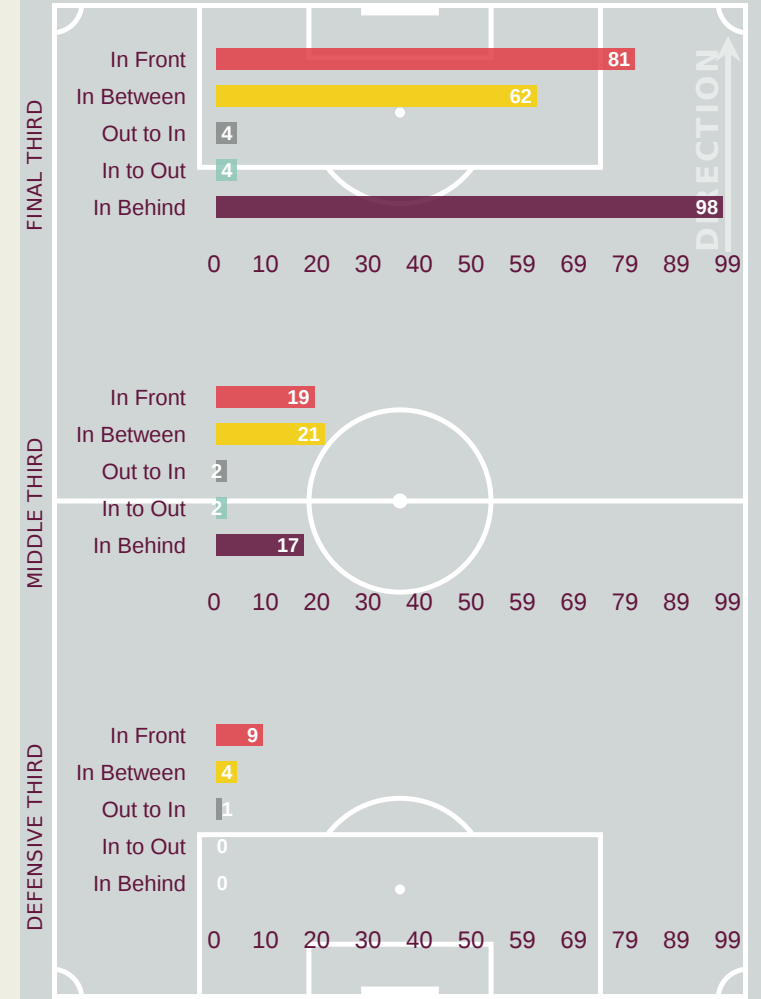


- In Front
- In Between
- Out to In
- In to Out
- In Behind

Top Ranked Players

Type	Player	Movements
In Front	10 AMO-AMEYAW Sam	22
In Between	10 AMO-AMEYAW Sam	25
Out to In	11 NDALA Joel	2
In to Out	10 AMO-AMEYAW Sam	3
In Behind	9 OBOAVWODUO Justin	26

Movement Types Pitch Third



OUT OF POSSESSION



New Caledonia v England



Defensive Actions

New Caledonia



31

Forced Turnovers

28

Possession Regained

3

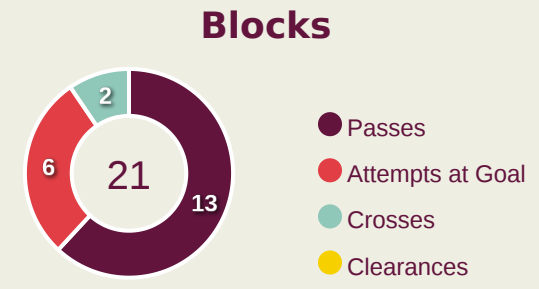
Interceptions

55

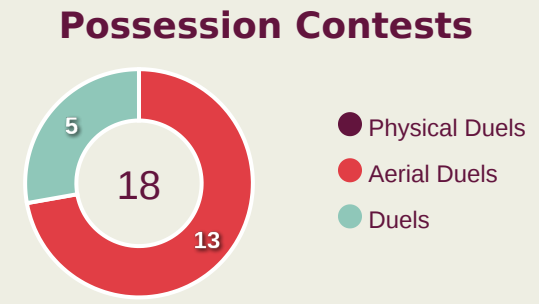
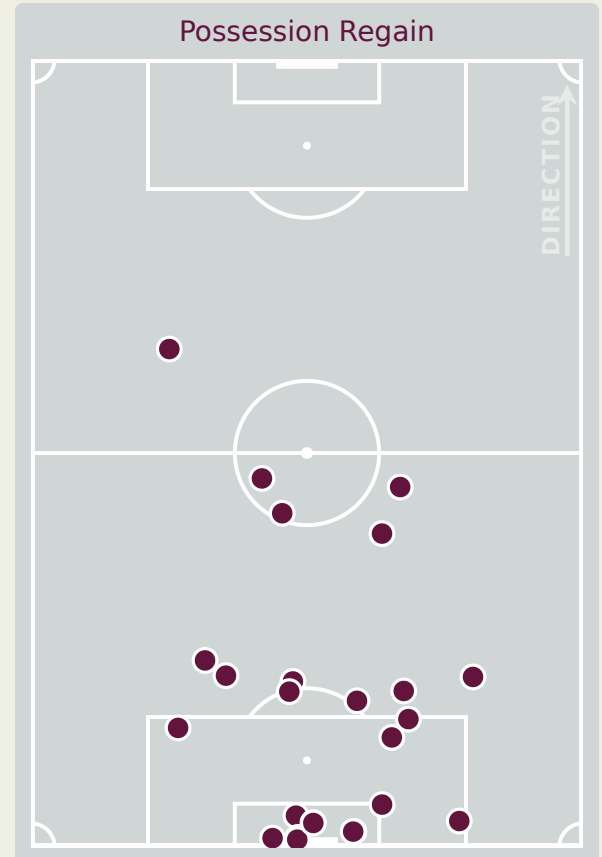
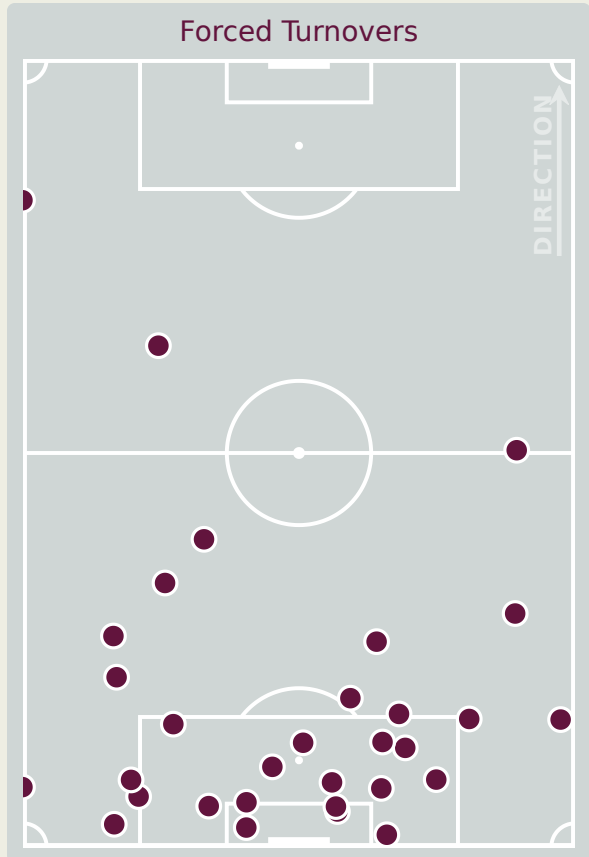
Tackles

1.21

Possession Actions / Defensive Action



#	Player	Total Possession Regains
21	KUTRAN Nicolas	6
2	HUNA Inine	3
4	DIKO Gregory	3
5	HANYE Wadria	2
6	HNAISSILIN Joseph	2
7	GOHOUE Bayron	2
8	LEVY Anthony	1
9	ANGEXETINE Jean-Philippe	0
10	ALEBATE Nolhann	0
11	SAIKO Jean-Yves	0
12	UPA Jytrhim	4
3	KUTRAN Baptiste	0
13	UE Simon	2
14	WIAKO Kyllian	0
19	NGANYANE Ronald	2
20	QAEZE Paul	1



Most Possession Regains

6

KUTRAN Nicolas
GOALKEEPER

Defensive Actions



35

Forced Turnovers

16

Possession Regained

3

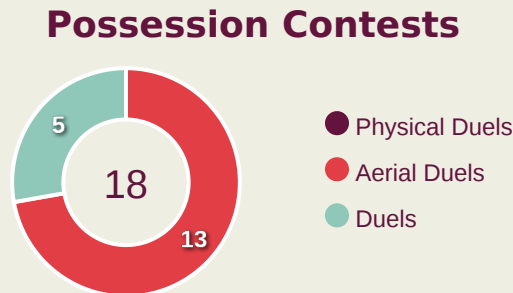
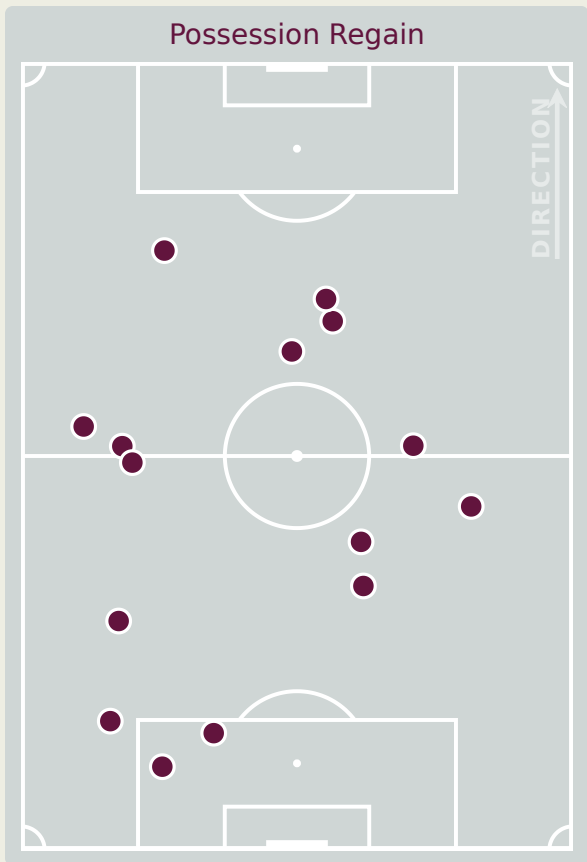
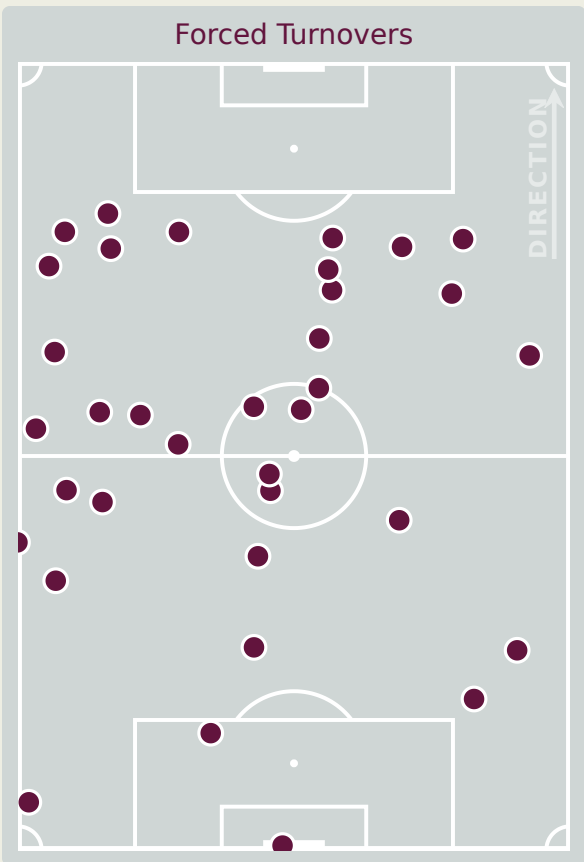
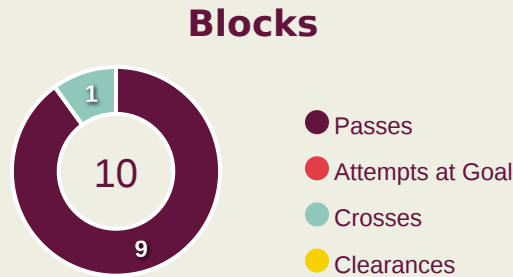
Interceptions

32

Tackles

8.87

Possession Actions / Defensive Action



Most Possession Regains

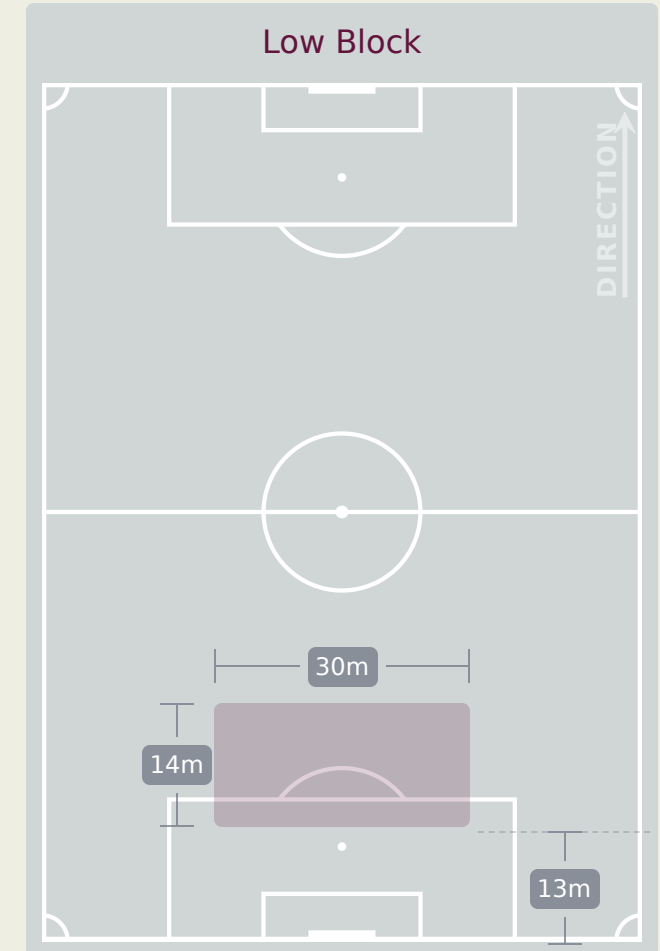
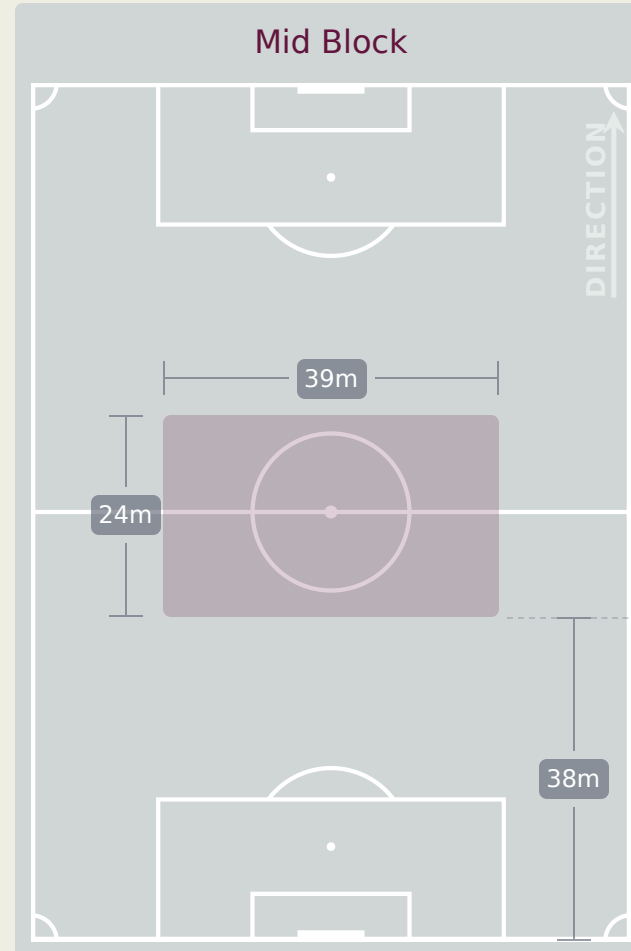
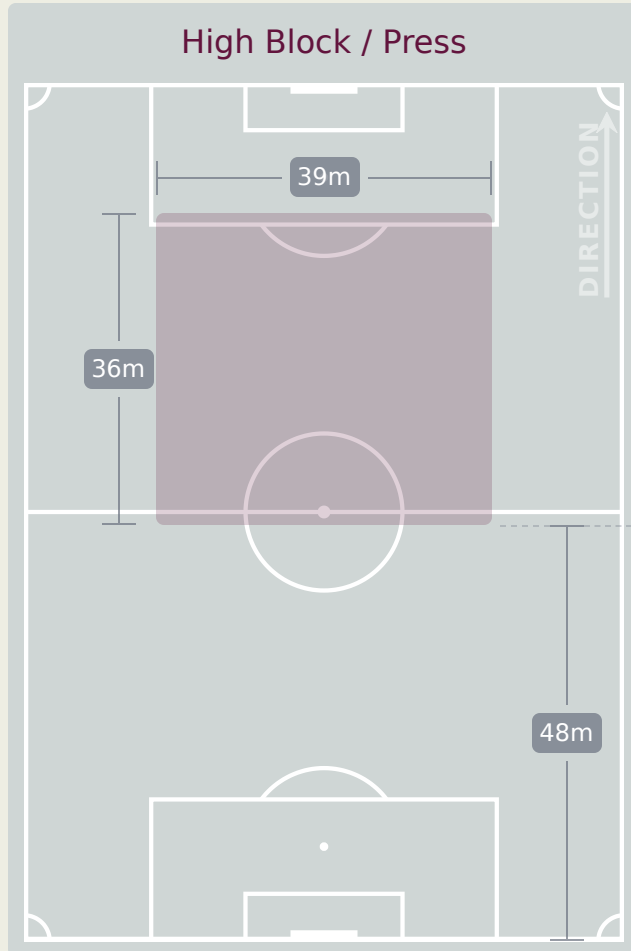
3

SAMUELS-SMITH Ishe
LEFT CENTRE BACK

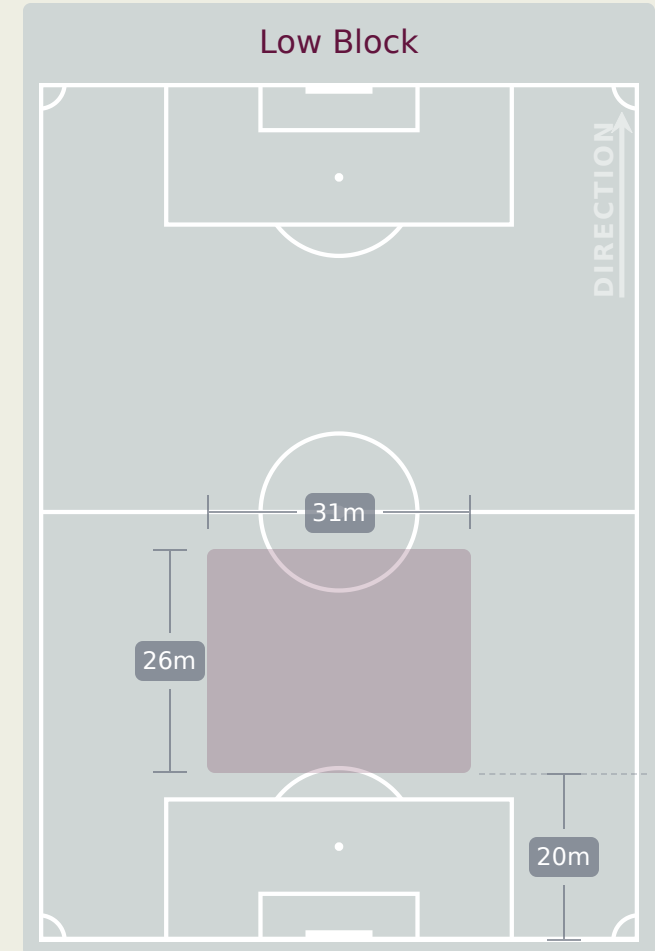
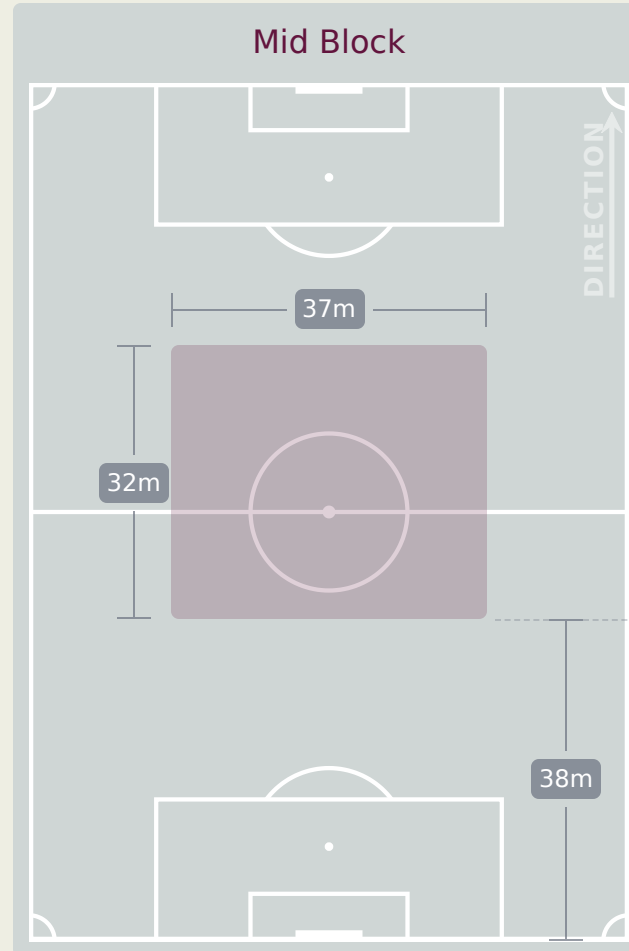
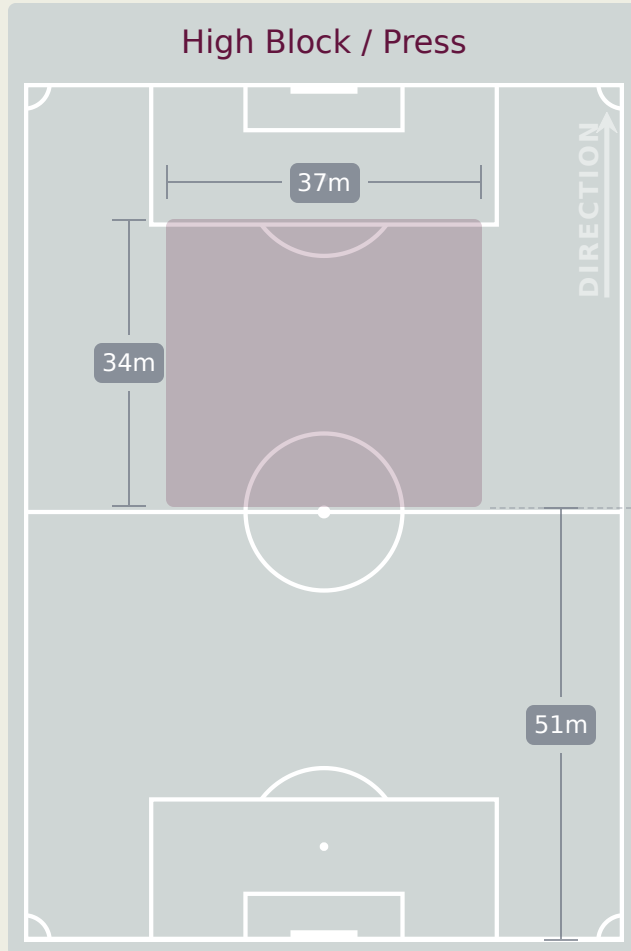
#	Player	Total Possession Regains
1	SETFORD Tommy	1
2	ACHEAMPONG Josh-Kofi	1
3	MEGHOMA Jayden	1
5	SAMUEL Lakyle	1
6	SAMUELS-SMITH Ishe	3
7	DIBLING Tyler	0
9	OBOAVWODUO Justin	1
10	AMO-AMEYAW Sam	1
11	NDALA Joel	0
14	DENNY Reiss	1
16	LEWIS-SKELLY Myles	1
4	McALLISTER Finley	0
8	GOLDING Michael	1
12	MURRAY-CAMPBELL Harrison	3
19	WARHURST Matty	0
20	NWANERI Ethan	1

Defensive Line Height & Team Length

New Caledonia



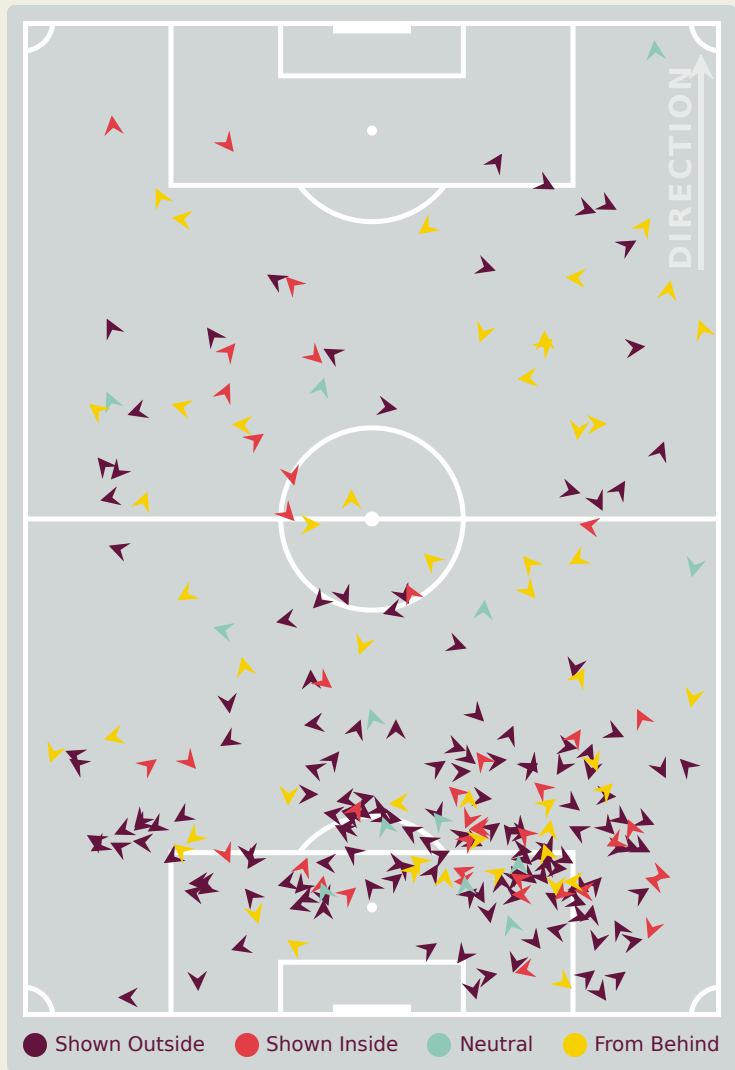
Defensive Line Height & Team Length



Defensive Pressure



New Caledonia



261	Total Pressures	154
67	Direct Pressures	43
1.71s	Avg Pressure Duration	1.54s
31	Forced Turnovers	35
13.97s	Ball Recovery Time	6.84s
89	Pushing on into Pressing	67
179	Pushing on	134
41	Pressing Direction Inside	37
157	Pressing Direction Outside	85

Most Direct Pressures

9

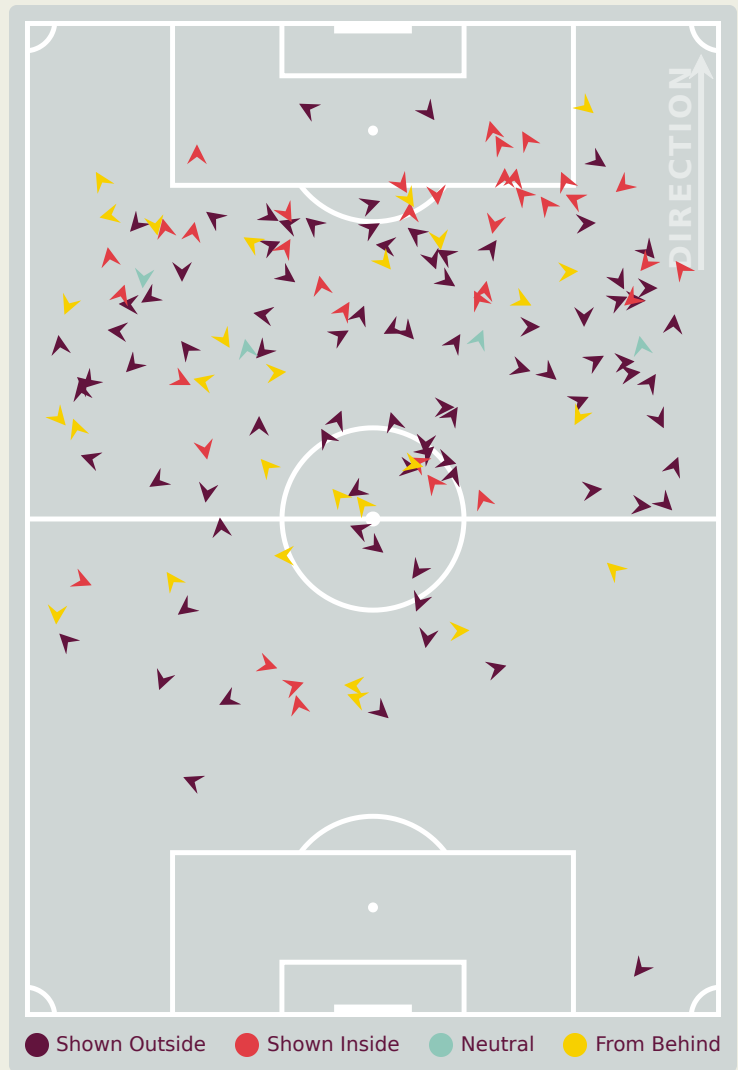
HUNA Inine
RIGHT CENTRE MIDFIELD

Most Direct Pressures

6

DIBLING Tyler
RIGHT WINGER

England



GOALKEEPING



New Caledonia v England

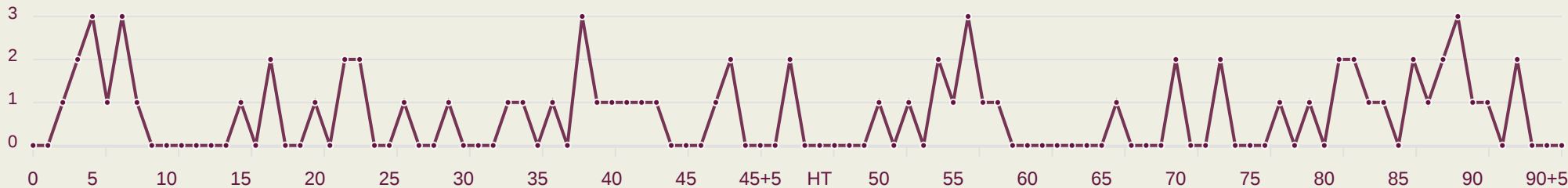


Goalkeeping Involvement



New Caledonia

New Caledonia GK Involvement Timeline



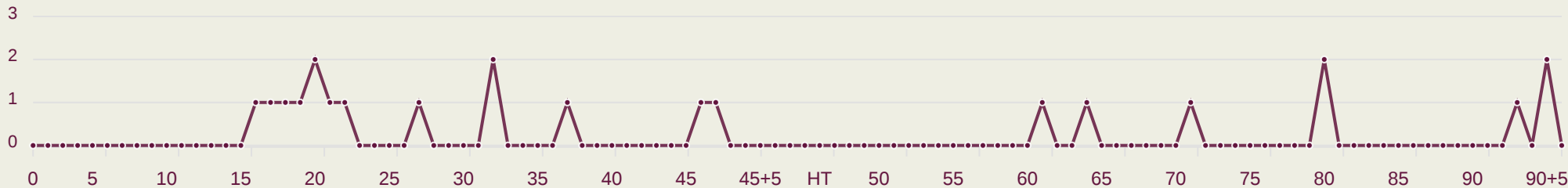
72

Total Involvements



England

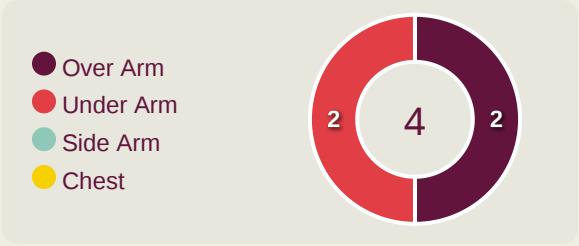
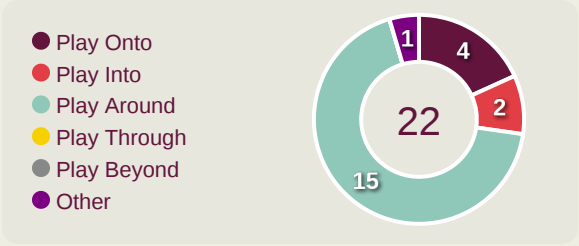
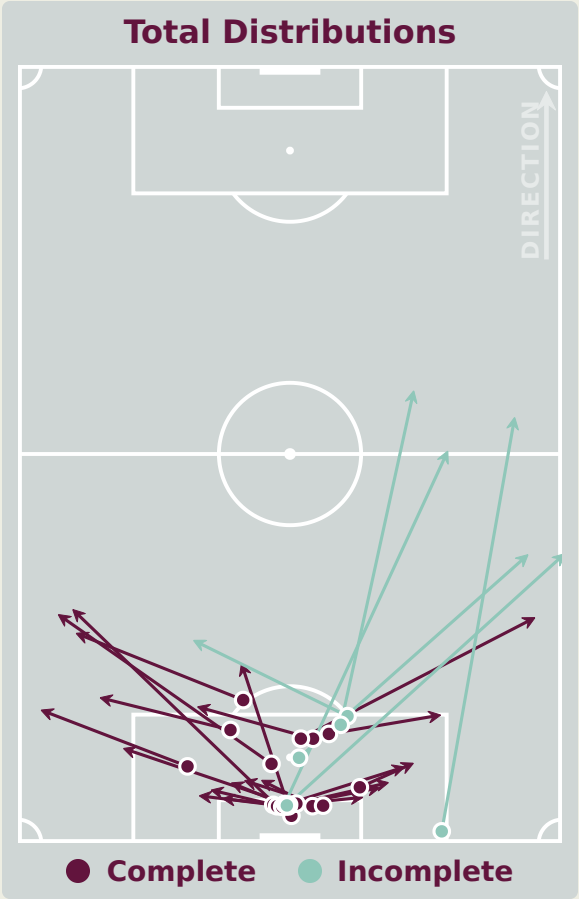
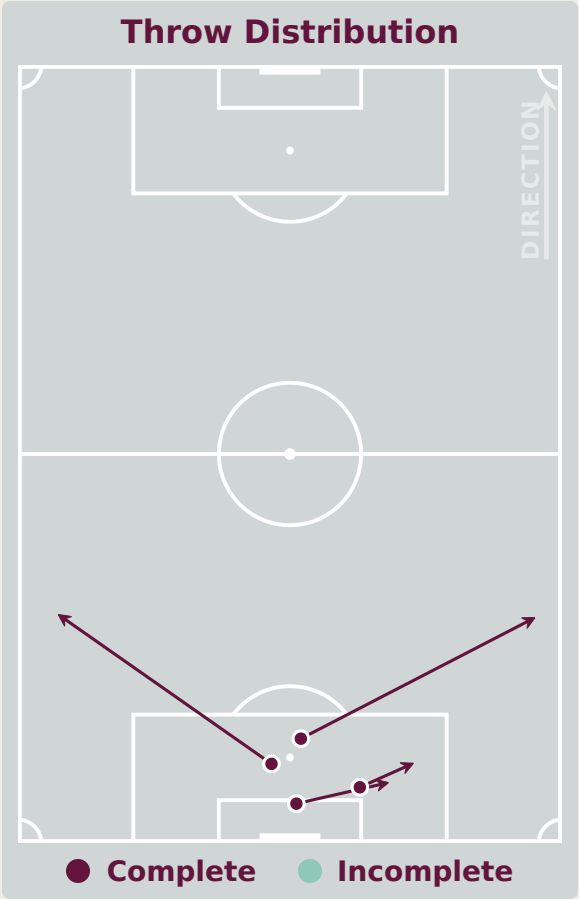
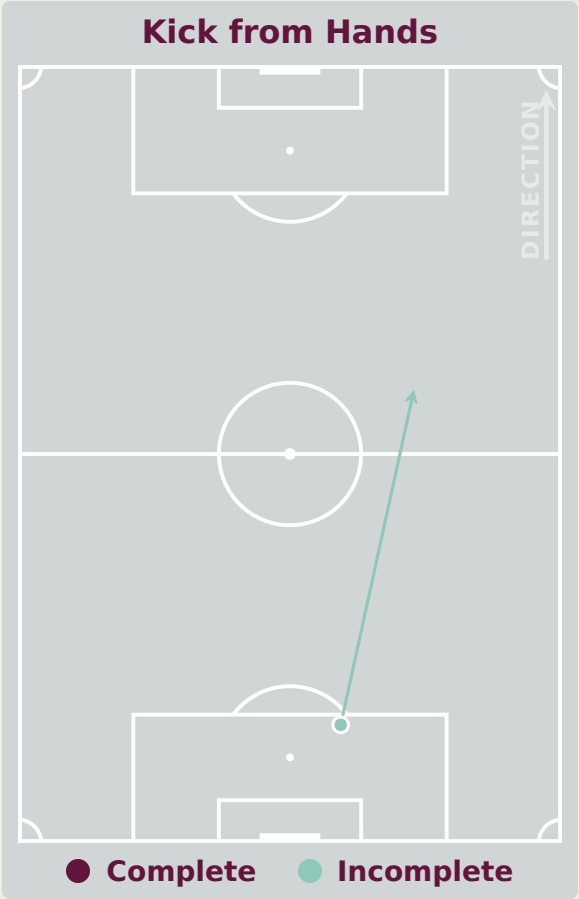
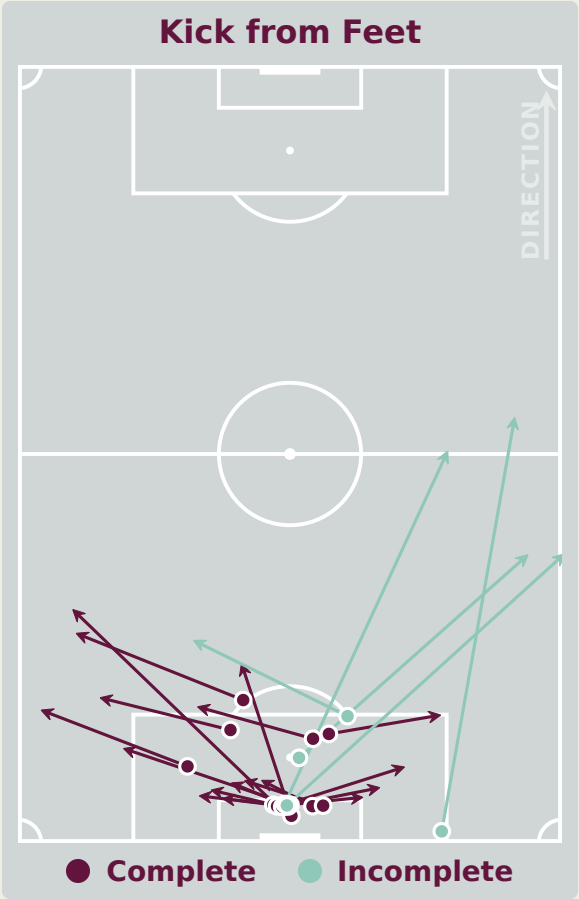
England GK Involvement Timeline



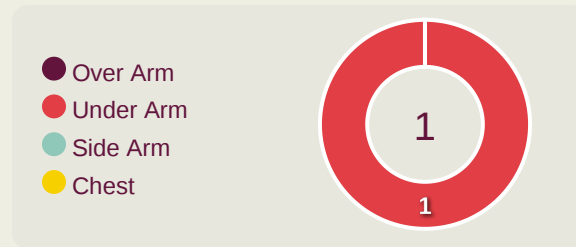
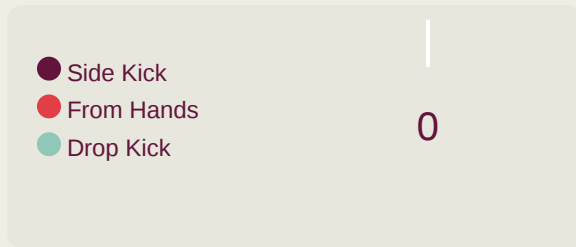
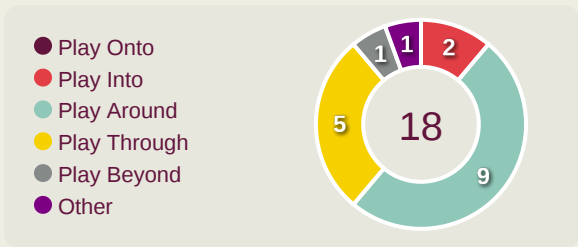
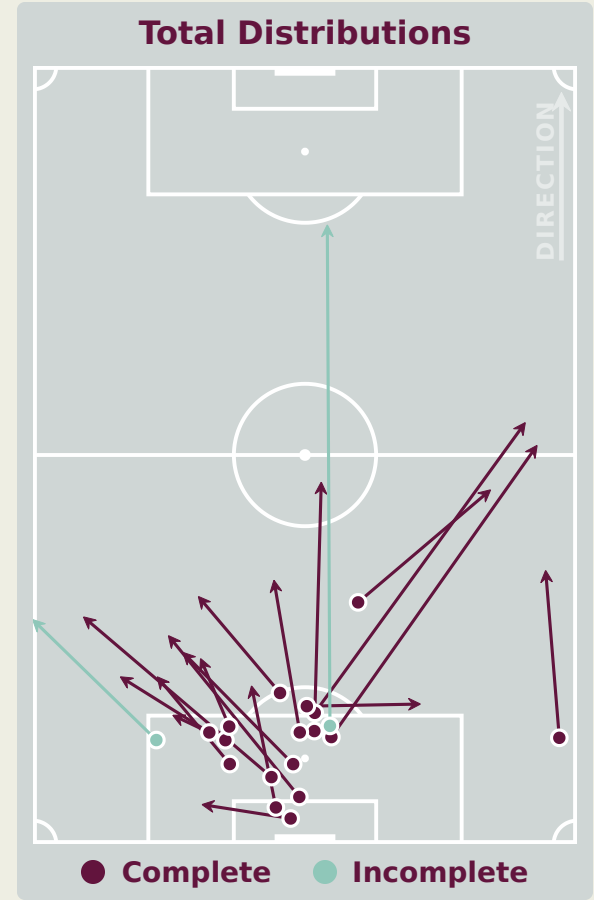
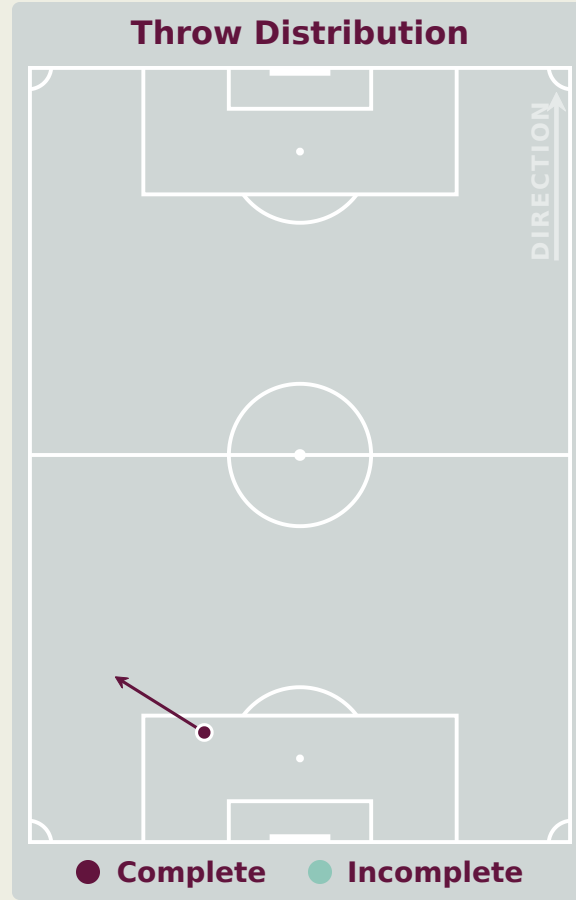
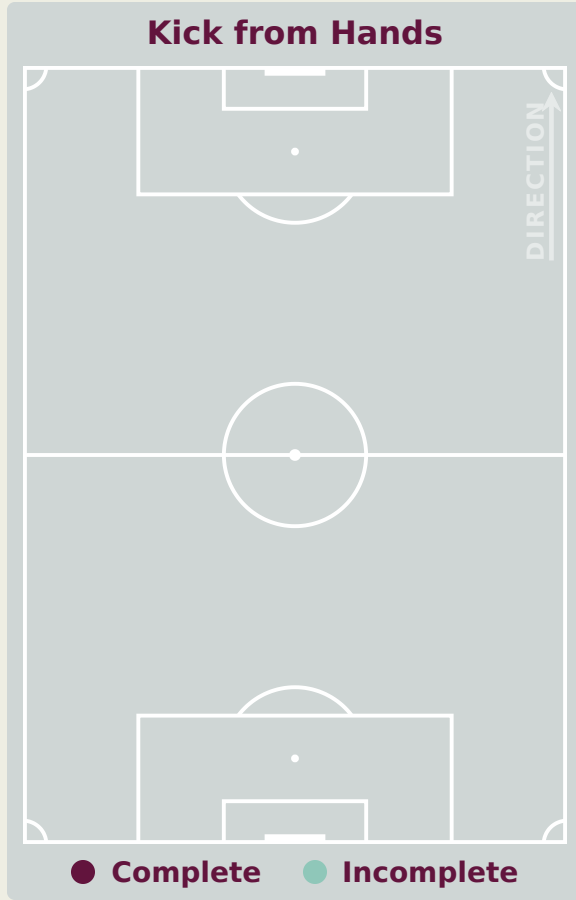
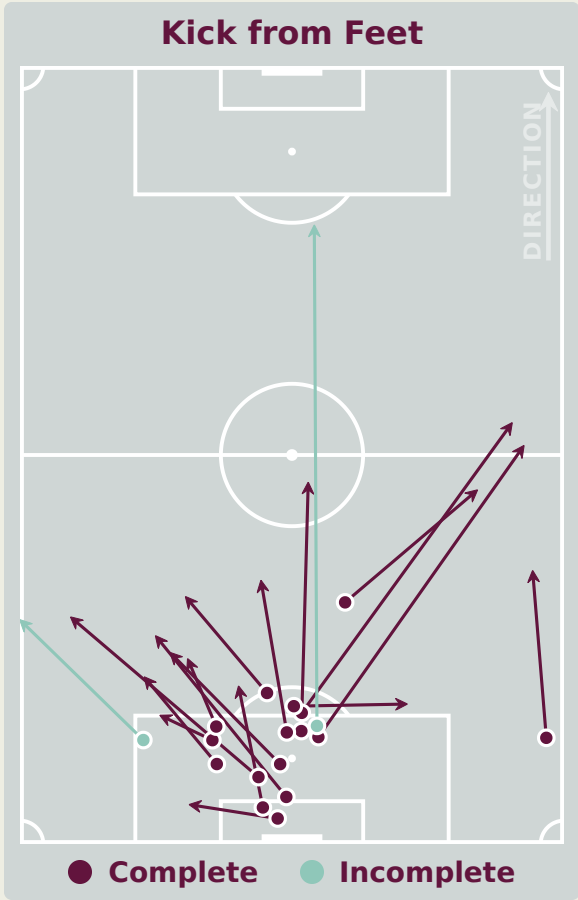
22

Total Involvements

Goalkeeping Distribution

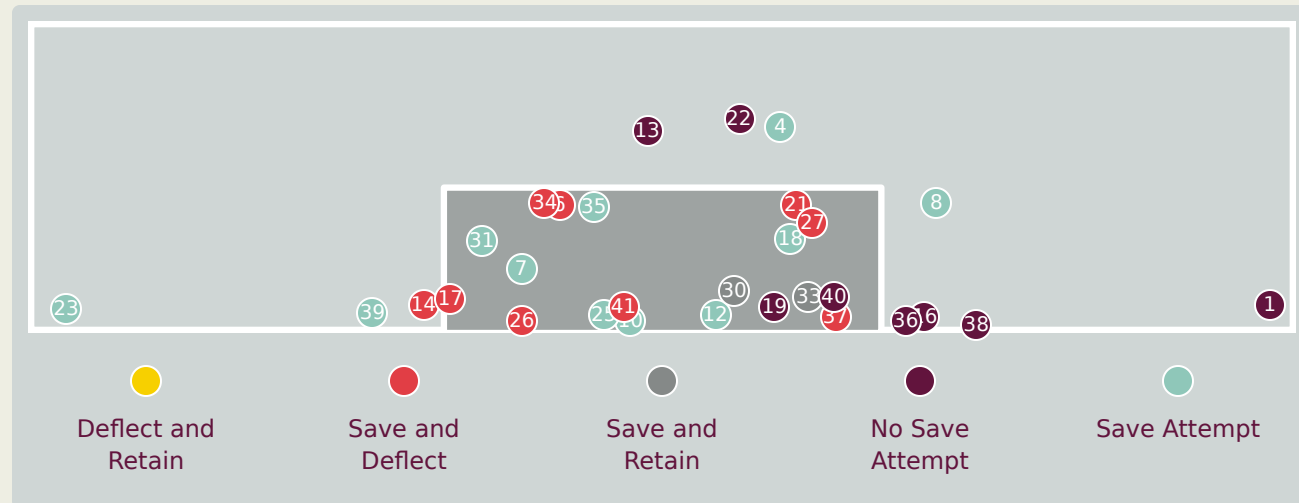
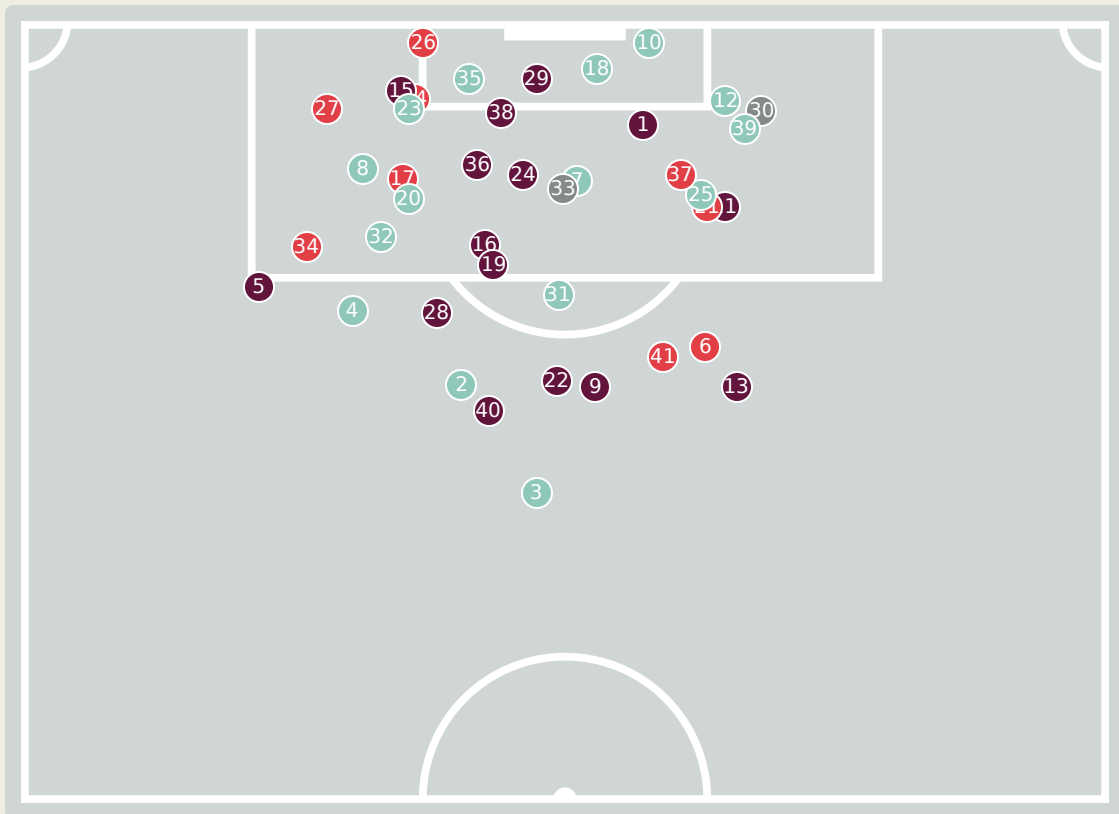


Goalkeeping Distribution



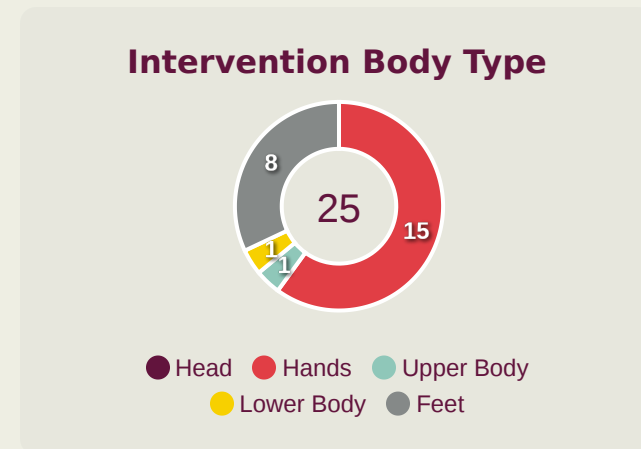
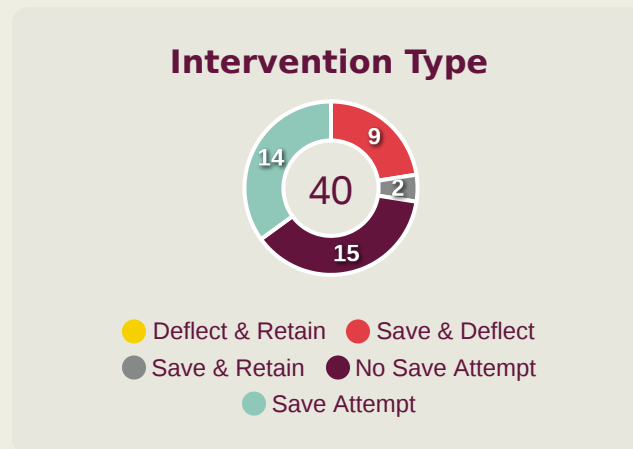
Goal Prevention

New Caledonia



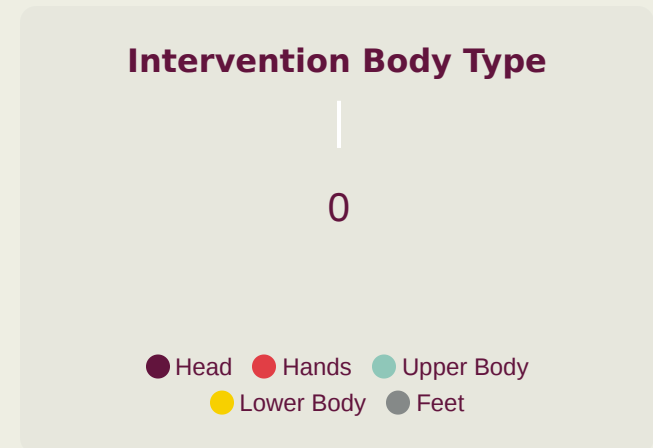
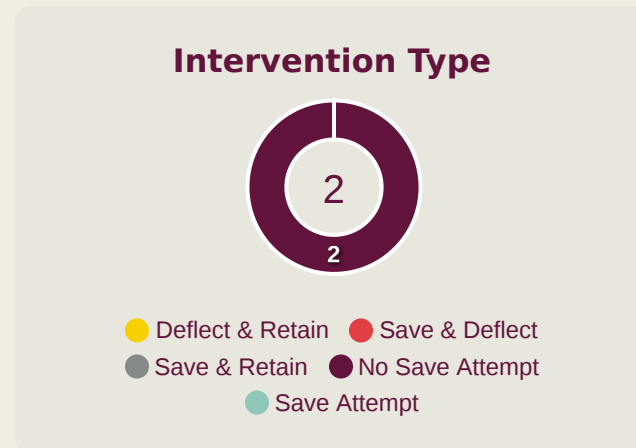
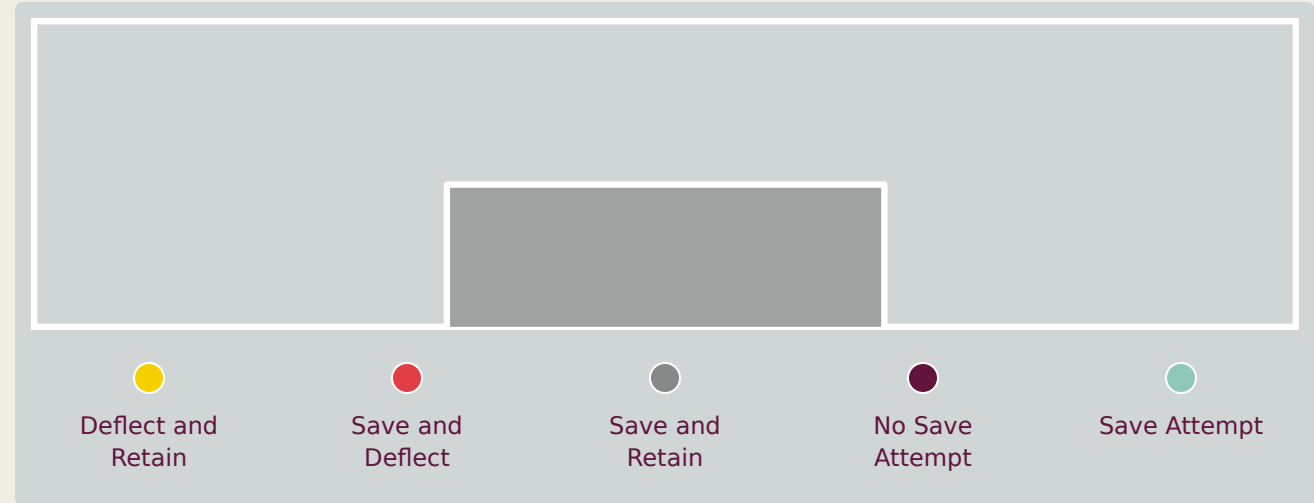
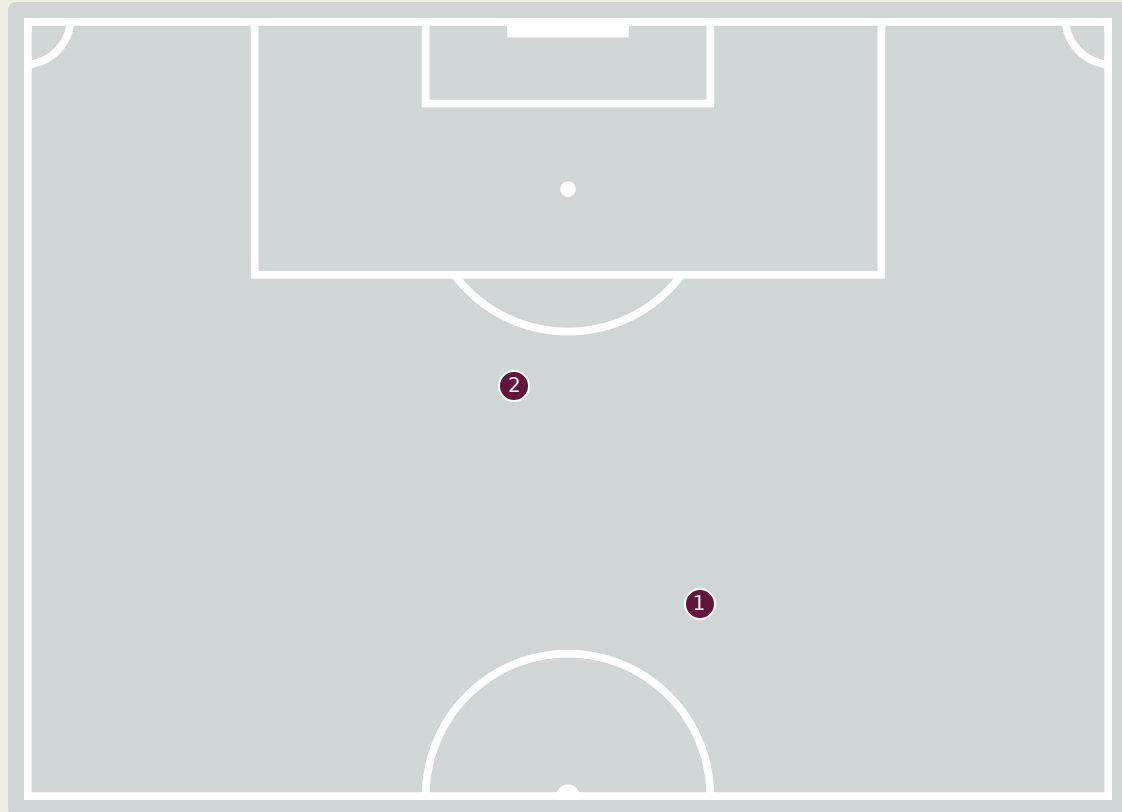
40
Total Attempts on Goal Faced

58
Save %



Total Attempts on Goal Faced	Total Goal Interventions	Save & Retain	Deflect & Retain	Save & Deflect	Save Attempt	No Save Attempt
40	11	2	0	9	14	15

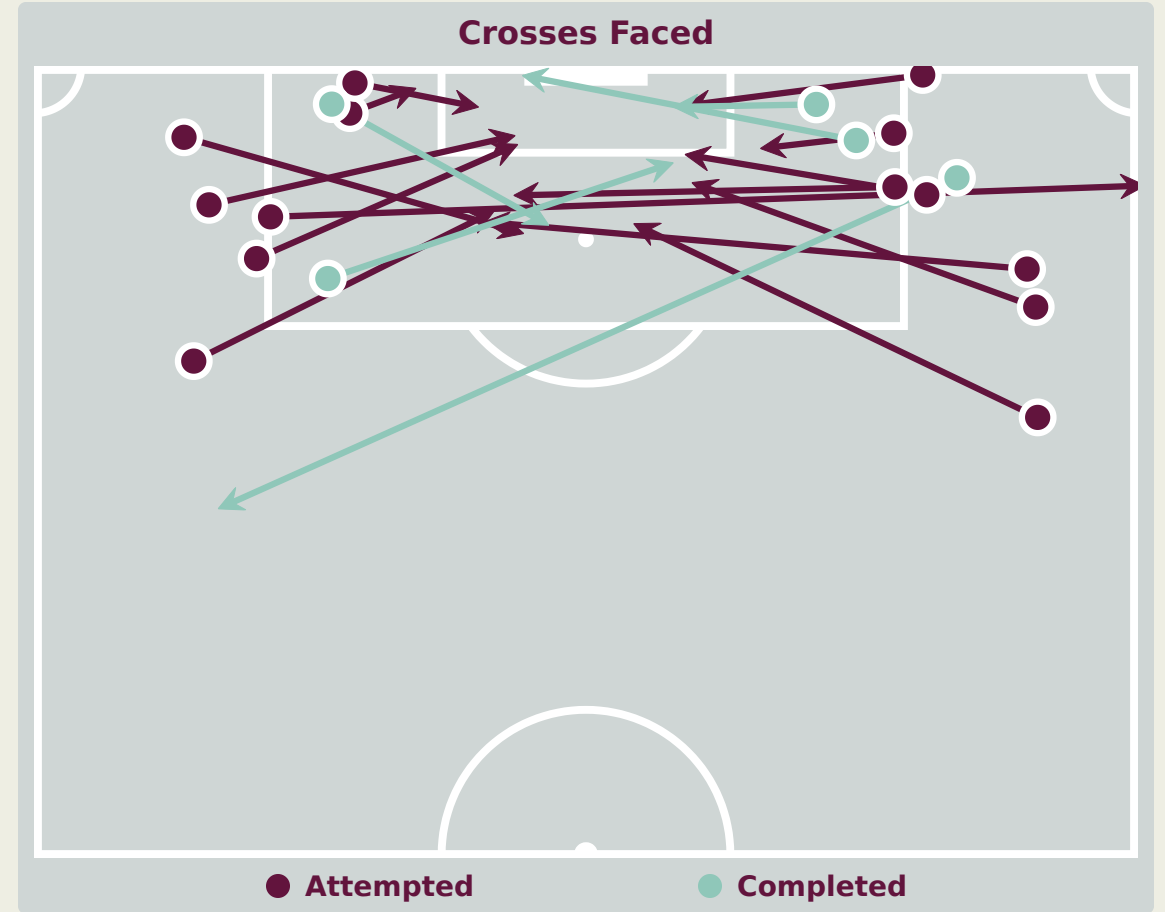
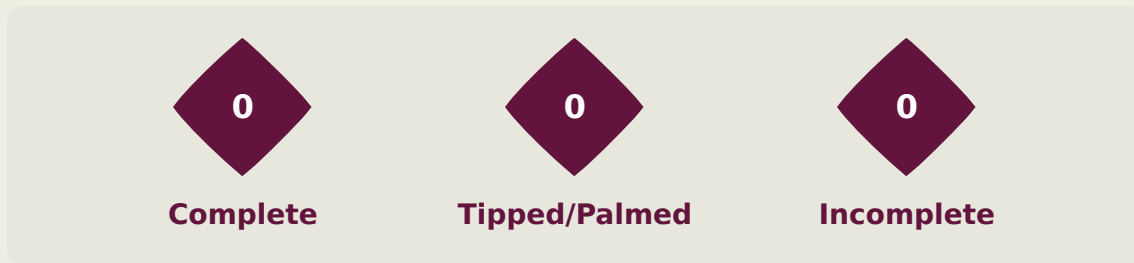
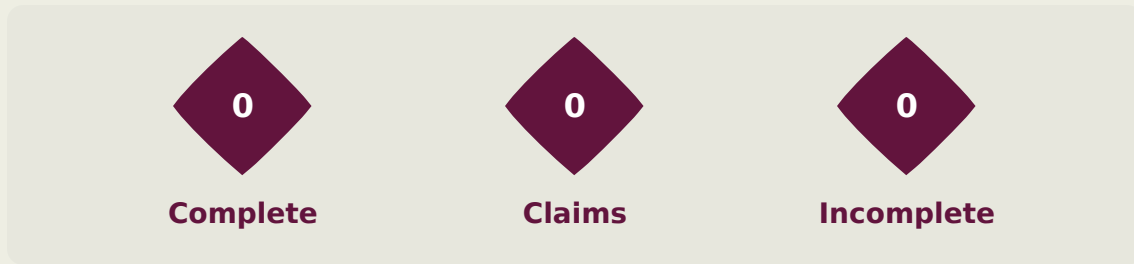
Goal Prevention



Total Attempts on Goal Faced	Total Goal Interventions	Save & Retain	Deflect & Retain	Save & Deflect	Save Attempt	No Save Attempt
2	0	0	0	0	0	2

Aerial Control

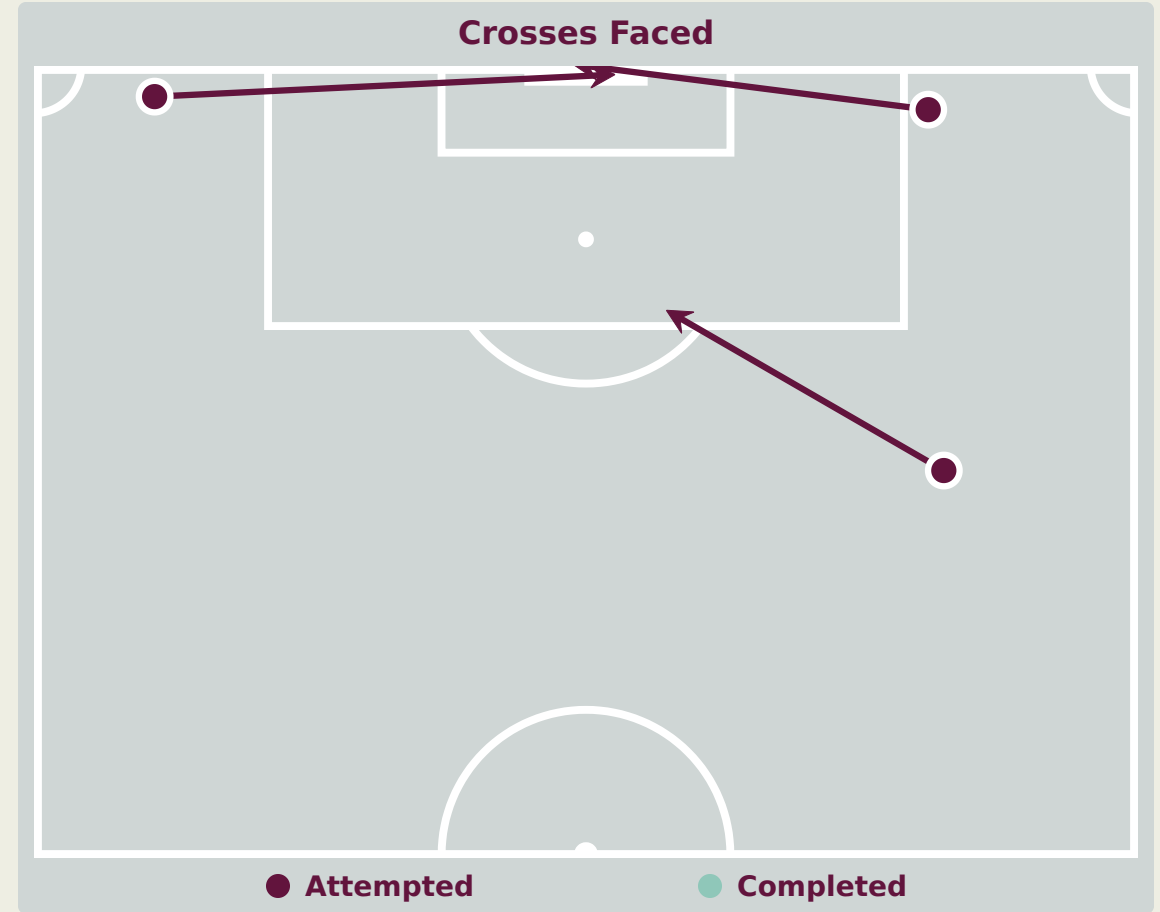
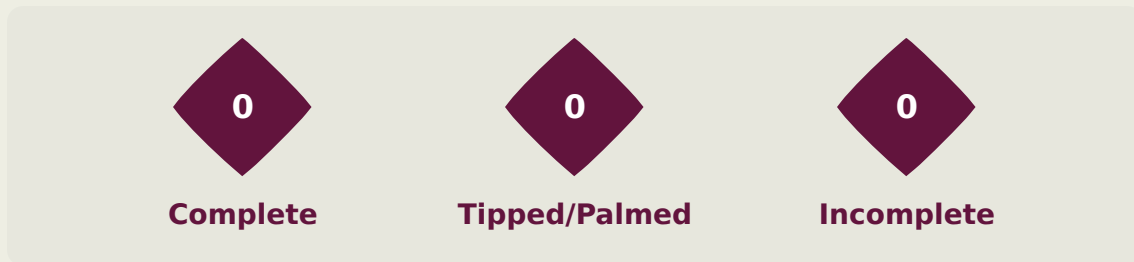
New Caledonia



Delivery Types Faced

Total	In Swing	Out Swing	Driven	Lofted	Cutback	Push
23	5	6	0	7	1	4

Aerial Control



Delivery Types Faced

Total	In Swing	Out Swing	Driven	Lofted	Cutback	Push
3	1	0	0	2	0	0

SET PLAYS



New Caledonia v England



Set Plays - Corners

18

Total Set Plays

5

Total Free Kicks

0

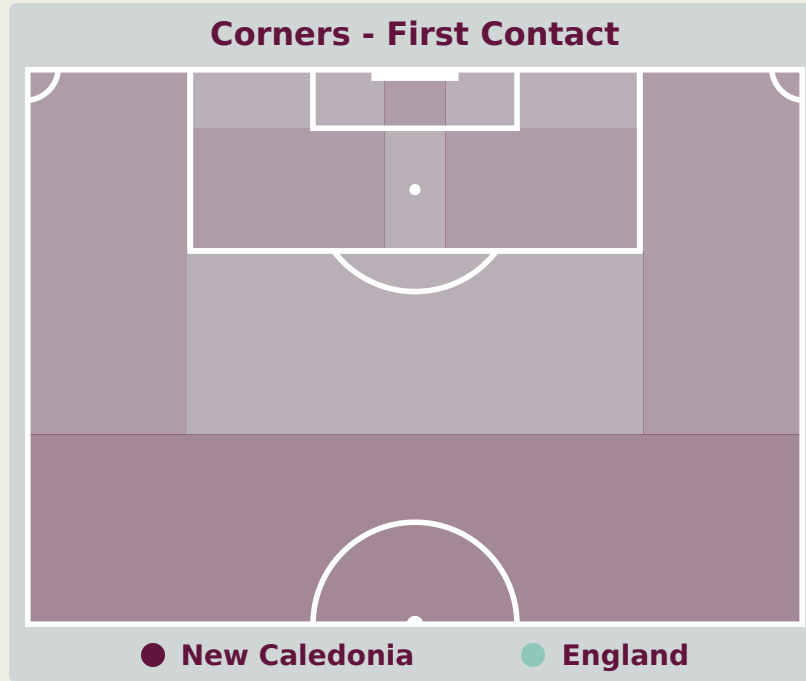
Total Penalties

1

Total Corners

12

Total Throw Ins



First Contacts on New Caledonia Crosses

0

By New Caledonia

0

By England

New Caledonia



Delivery Type	From Left Side	From Right Side	Total
Direct to Area	0	0	0
Short	1	0	1
Edge of Penalty Area	0	0	0

Delivery Style	Total
Inswing	0
Outswing	0
Driven	0

Free Kicks	
Type	Total
Direct	4
Direct (on target)	0
Direct (off target)	0
Indirect	1

Top 5 Player First Contacts		
Player	Team	Total

Set Plays - Corners



41

Total Set Plays

7

Total Free Kicks

1

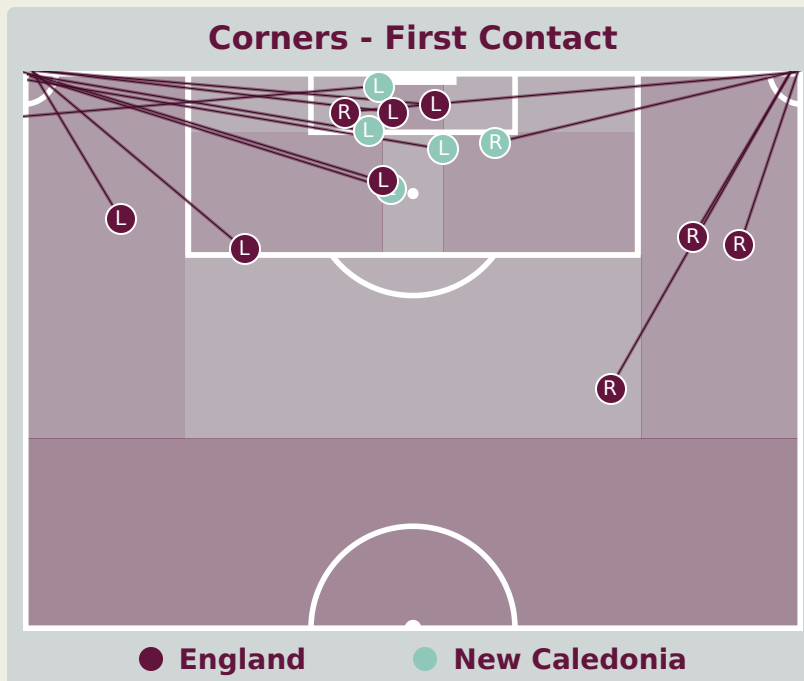
Total Penalties

14

Total Corners

19

Total Throw Ins



Delivery Type	From Left Side	From Right Side	Total
Direct to Area	2	2	4
Short	6	3	9
Edge of Penalty Area	1	0	1

Delivery Style	Total
Inswing	2
Outswing	0
Driven	0

Free Kicks	
Type	Total
Direct	5
Direct (on target)	0
Direct (off target)	0
Indirect	2

First Contacts on England Crosses

9

By England

5

By New Caledonia

Top 5 Player First Contacts		
Player	Team	Total
ACHEAMPONG Josh-Kofi	England	2
AMO-AMEYAW Sam	England	2
MEGHOMA Jayden	England	1
NDALA Joel	England	1
LEWIS-SKELLY Myles	England	1

INDIVIDUAL DATA IN POSSESSION



New Caledonia v England



In Possession - Distributions

New Caledonia



#	Player	Passes Attempted	Passes Completed	Pass Completion %	Switches of Play	Crosses Attempted	Crosses Completed	Line Breaks Attempted	Line Breaks Completed	Line Break Completion %	Ball Progressions	Take Ons	Step Ins	Attempts at Goal	Goals
21	KUTRAN Nicolas	27	21	78%	0	0	0	9	5	55%	1	1	0	0	0
2	HUNA Inine	5	3	60%	0	0	0	0	0	0%	0	0	0	1	0
4	DIKO Gregory	28	18	64%	0	0	0	16	10	62%	0	0	0	0	0
5	HANYE Wadria	24	19	79%	0	0	0	5	5	100%	1	0	1	0	0
6	HNAISSILIN Joseph	25	15	60%	0	1	0	14	7	50%	0	0	0	0	0
7	GOHOUBE Bayron	9	8	89%	0	0	0	3	2	66%	0	0	0	0	0
8	LEVY Anthony	8	4	50%	0	1	0	2	0	0%	0	0	0	1	0
9	ANGEXETINE Jean-Philippe	8	6	75%	0	0	0	0	0	0%	0	0	0	0	0
10	ALEBATE Nolhann	7	5	71%	0	0	0	1	0	0%	0	0	0	0	0
11	SAIKO Jean-Yves	9	7	78%	0	0	0	1	1	100%	1	0	1	0	0
12	UPA Jytrhim	24	18	75%	0	1	0	9	6	66%	0	0	0	0	0
3	KUTRAN Baptiste	5	4	80%	0	0	0	1	1	100%	1	0	1	0	0
13	UE Simon	6	4	67%	0	0	0	1	0	0%	0	0	0	0	0
14	WIAKO Kyllian	5	5	100%	0	0	0	0	0	0%	0	0	0	0	0
19	NGANYANE Ronald	10	7	70%	0	0	0	4	2	50%	1	1	0	0	0
20	QAEZE Paul	5	3	60%	0	0	0	1	0	0%	2	2	0	0	0

In Possession - Offers & Receptions

New Caledonia



New Caledonia			Offer movement types					Offers Received	
#	Player	Total Offers	In Front	In Between	Out to In	In to Out	In Behind	No Movement	Offers Received
21	KUTRAN Nicolas	3	0	0	0	0	0	3	1
2	HUNA Inine	2	1	1	0	0	0	0	0
4	DIKO Gregory	4	1	0	0	0	0	3	2
5	HANYE Wadria	12	5	5	0	0	0	2	8
6	HNAISSILIN Joseph	15	6	0	0	0	0	9	7
7	GOHOUBE Bayron	10	1	0	0	1	1	7	4
8	LEVY Anthony	4	0	4	0	0	0	0	0
9	ANGEXETINE Jean-Philippe	6	0	1	0	0	4	1	0
10	ALEBATE Nolhann	6	0	1	1	0	4	0	2
11	SAIKO Jean-Yves	14	2	3	0	2	6	1	4
12	UPA Jytrhim	26	3	11	0	1	3	8	9
3	KUTRAN Baptiste	5	2	0	0	0	0	3	2
13	UE Simon	10	3	3	1	1	2	0	3
14	WIAKO Kyllian	11	0	4	0	0	7	0	1
19	NGANYANE Ronald	9	1	0	0	0	0	8	1
20	QAEZE Paul	9	1	2	0	1	2	3	3

In Possession - Distributions



#	Player	Passes Attempted	Passes Completed	Pass Completion %	Switches of Play	Crosses Attempted	Crosses Completed	Line Breaks Attempted	Line Breaks Completed	Line Break Completion %	Ball Progressions	Take Ons	Step Ins	Attempts at Goal	Goals
1	SETFORD Tommy	19	17	89%	0	0	0	6	5	83%	0	0	0	0	0
2	ACHEAMPONG Josh-Kofi	61	56	92%	0	1	0	12	11	91%	1	0	1	2	1
3	MEGHOMA Jayden	49	48	98%	0	2	0	10	8	80%	4	0	4	2	0
5	SAMUEL Lakyle	28	26	93%	0	0	0	4	3	75%	1	0	1	0	0
6	SAMUELS-SMITH Ishe	69	66	96%	0	0	0	18	16	88%	4	0	4	1	0
7	DIBLING Tyler	11	8	73%	0	6	2	5	3	60%	6	2	4	4	1
9	OBOAVWODUO Justin	23	21	91%	0	1	0	8	7	87%	2	1	1	5	2
10	AMO-AMEYAW Sam	58	55	95%	0	4	1	17	14	82%	5	1	4	9	1
11	NDALA Joel	42	40	95%	0	3	1	11	9	81%	8	4	4	5	0
14	DENNY Reiss	33	28	85%	0	1	1	11	8	72%	2	1	1	3	1
16	LEWIS-SKELLY Myles	17	14	82%	0	0	0	6	4	66%	3	1	2	1	0
4	McALLISTER Finley	27	25	93%	0	0	0	4	3	75%	0	0	0	1	1
8	GOLDING Michael	13	11	85%	0	2	1	4	2	50%	0	0	0	3	0
12	MURRAY-CAMPBELL Harrison	24	23	96%	0	2	1	6	4	66%	0	0	0	1	1
19	WARHURST Matty	4	4	100%	0	0	0	0	0	0%	0	0	0	0	0
20	NWANERI Ethan	24	23	96%	0	1	0	5	5	100%	1	0	1	4	1

In Possession - Offers & Receptions

			Offer movement types						
#	Player	Total Offers	In Front	In Between	Out to In	In to Out	In Behind	No Movement	Offers Received
1	SETFORD Tommy	8	0	0	0	0	0	8	5
2	ACHEAMPONG Josh-Kofi	24	3	4	0	0	2	15	8
3	MEGHOMA Jayden	30	5	1	0	0	10	14	10
5	SAMUEL Lakyle	4	0	0	0	0	0	4	4
6	SAMUELS-SMITH Ishe	26	5	1	0	0	0	20	13
7	DIBLING Tyler	27	8	1	0	0	7	11	8
9	OBOAVWODUO Justin	55	6	19	1	0	26	3	12
10	AMO-AMEYAW Sam	82	22	25	1	3	16	15	27
11	NDALA Joel	52	14	3	2	1	17	15	25
14	DENNY Reiss	44	12	10	1	1	1	19	13
16	LEWIS-SKELLY Myles	41	14	9	1	0	11	6	12
4	McALLISTER Finley	12	1	0	0	0	0	11	5
8	GOLDING Michael	35	12	9	1	0	4	9	10
12	MURRAY-CAMPBELL Harrison	13	0	0	0	0	3	10	7
19	WARHURST Matty	9	0	2	0	0	7	0	1
20	NWANERI Ethan	29	7	3	0	1	11	7	10

INDIVIDUAL DATA OUT OF POSSESSION



New Caledonia v England



Out of Possession

New Caledonia



#	Player	Tackles Made / Won	Blocks	Interceptions	Pressing Direct	Pressing Indirect	Duels Won - Aerial	Duels Won - Physical	Possession Contests won	Clearances	Loose Ball Receptions	Pushing On	Pushing On into Pressing	Possession Regains	Possession Interrupted
21	KUTRAN Nicolas	0 / 0	0	0	0	0	0	0	0	2	2	0	0	6	1
2	HUNA Inine	7 / 0	2	0	9	25	0	0	0	2	1	29	17	3	4
4	DIKO Gregory	7 / 0	2	0	7	4	0	0	0	6	3	8	1	3	9
5	HANYE Wadria	2 / 0	8	0	2	2	1	0	1	6	5	5	3	2	8
6	HNAISSILIN Joseph	8 / 0	4	0	6	9	1	0	1	4	3	16	4	2	9
7	GOHOUBE Bayron	2 / 0	2	0	4	16	0	0	0	3	2	19	13	2	1
8	LEVY Anthony	0 / 0	1	0	8	16	0	0	0	1	4	21	10	1	1
9	ANGEXETINE Jean-Philippe	4 / 0	1	0	5	31	0	0	0	3	1	11	6	0	2
10	ALEBATE Nolhann	4 / 0	0	0	5	8	0	0	1	2	3	12	1	0	1
11	SAIKO Jean-Yves	5 / 0	0	1	5	16	1	0	1	1	5	9	7	0	1
12	UPA Jytrhim	5 / 0	4	0	7	19	1	0	2	6	4	21	12	4	7
3	KUTRAN Baptiste	1 / 0	0	1	0	6	1	0	1	0	1	4	2	0	0
13	UE Simon	1 / 0	2	0	1	7	0	0	0	1	2	6	3	2	2
14	WIAKO Kyllian	2 / 0	0	0	2	8	0	0	0	0	1	5	4	0	0
19	NGANYANE Ronald	6 / 0	1	1	5	17	0	0	0	3	2	10	3	2	1
20	QAEZE Paul	1 / 0	0	0	1	10	1	0	1	0	0	3	3	1	0

Out of Possession



#	Player	Tackles Made / Won	Blocks	Interceptions	Pressing Direct	Pressing Indirect	Duels Won - Aerial	Duels Won - Physical	Possession Contests won	Clearances	Loose Ball Receptions	Pushing On	Pushing On into Pressing	Possession Regains	Possession Interrupted
1	SETFORD Tommy	0 / 0	0	0	0	0	0	0	0	0	2	0	0	1	0
2	ACHEAMPONG Josh-Kofi	2 / 0	0	0	1	8	2	0	2	0	3	15	7	1	0
3	MEGHOMA Jayden	5 / 0	1	1	4	3	1	0	1	1	7	10	4	1	1
5	SAMUEL Lakyle	0 / 0	0	0	0	0	0	0	0	1	2	0	0	1	0
6	SAMUELS-SMITH Ishe	1 / 0	0	0	1	1	1	0	1	7	18	6	2	3	5
7	DIBLING Tyler	3 / 0	2	0	6	11	0	0	0	0	4	13	6	0	2
9	OBOAVWODUO Justin	2 / 0	0	1	3	23	1	0	2	0	3	18	14	1	0
10	AMO-AMEYAW Sam	3 / 0	0	1	5	12	0	0	1	1	10	12	6	1	0
11	NDALA Joel	0 / 0	0	0	1	10	0	0	0	0	7	6	3	0	0
14	DENNY Reiss	4 / 0	1	0	5	8	1	0	1	2	3	18	5	1	5
16	LEWIS-SKELLY Myles	4 / 0	1	0	3	5	0	0	0	1	2	7	3	1	1
4	McALLISTER Finley	0 / 0	1	0	0	6	0	0	1	1	5	5	2	0	2
8	GOLDING Michael	3 / 0	2	0	5	5	0	0	0	0	2	4	2	1	2
12	MURRAY-CAMPBELL Harrison	0 / 0	1	0	0	1	1	0	1	1	3	5	1	3	0
19	WARHURST Matty	2 / 0	1	0	5	15	0	0	0	0	3	14	11	0	1
20	NWANERI Ethan	3 / 0	1	0	4	3	0	0	0	0	2	1	1	1	0

INDIVIDUAL DATA PHYSICAL



New Caledonia v England



Physical Data

New Caledonia



#	Player	Total Distance (m)	Zone 1: 0-7 km/h (m)	Zone 2: 7-15 km/h (m)	Zone 3: 15-20 km/h (m)	Zone 4: 20-25 km/h (m)	Zone 5: 25+ km/h (m)	High Speed Runs (Zone 4)	Sprints (Zone 5)	Top Speed (km/h)
21	KUTRAN Nicolas	3907.6	3234.4	576.4	46.5	42.6	7.8	7.0	3.0	25.2
2	HUNA Inine	5908.9	2034.4	2660.2	915.9	234.6	64.4	81.0	20.0	30.3
4	DIKO Gregory	7945.8	3697.2	3400.0	615.0	194.7	38.9	53.0	17.0	27.3
5	HANYE Wadria	7893.9	3470.9	3460.7	648.9	243.1	70.3	60.0	19.0	29.4
6	HNAISSILIN Joseph	8037.6	3390.3	3677.2	650.2	244.3	75.6	63.0	18.0	28.0
7	GOHOUBE Bayron	7606.8	2767.4	3333.3	995.7	476.9	33.5	94.0	29.0	27.0
8	LEVY Anthony	7259.6	2676.6	3319.1	891.5	315.8	56.6	81.0	19.0	32.0
9	ANGEXETINE Jean-Philippe	6954.4	1726.8	3807.5	1104.4	303.9	11.8	92.0	29.0	26.6
10	ALEBATE Nolhann	5313.3	1900.0	2559.4	548.9	244.4	60.6	54.0	23.0	30.9
11	SAIKO Jean-Yves	7388.2	2558.5	3581.0	855.6	321.4	72.4	78.0	28.0	31.4
12	UPA Jytrhim	9556.2	3283.5	4645.2	1261.4	296.2	68.8	97.0	19.0	27.5
3	KUTRAN Baptiste	2521.0	983.2	1078.5	283.4	161.1	14.9	30.0	12.0	26.4
13	UE Simon	3895.3	1417.9	1689.4	444.5	267.2	76.3	45.0	17.0	30.0
14	WIAKO Kyllian	2883.9	838.4	1218.5	560.1	183.4	83.6	49.0	14.0	29.3
19	NGANYANE Ronald	3870.7	1674.9	1420.9	497.4	253.1	24.8	49.0	16.0	29.2
20	QAEZE Paul	2690.9	1009.1	1094.7	326.1	167.4	93.6	29.0	13.0	32.0

Physical Data



#	Player	Total Distance (m)	Zone 1: 0-7 km/h (m)	Zone 2: 7-15 km/h (m)	Zone 3: 15-20 km/h (m)	Zone 4: 20-25 km/h (m)	Zone 5: 25+ km/h (m)	High Speed Runs (Zone 4)	Sprints (Zone 5)	Top Speed (km/h)
1	SETFORD Tommy	4753.8	3453.2	1158.5	90.3	51.3	0	12.0	3.0	23.7
2	ACHEAMPONG Josh-Kofi	9488.0	3782.9	4156.7	1020.9	386.2	142.3	87.0	31.0	33.6
3	MEGHOMA Jayden	9229.4	3596.7	4104.3	1055.8	323.0	149.5	89.0	28.0	32.0
5	SAMUEL Lakyle	5744.5	2429.4	2134.1	775.5	261.4	143.6	59.0	16.0	31.8
6	SAMUELS-SMITH Ishe	9245.7	3890.6	3631.7	1284.2	298.6	139.6	97.0	22.0	32.8
7	DIBLING Tyler	6000.2	2873.5	2108.5	546.0	340.8	132.0	59.0	28.0	30.6
9	OBOAVWODUO Justin	8075.5	4018.4	2830.5	676.7	468.4	81.6	61.0	35.0	30.2
10	AMO-AMEYAW Sam	9874.1	3317.7	4591.5	1361.6	574.7	29.6	121.0	44.0	29.4
11	NDALA Joel	6463.0	3047.9	2108.9	767.8	368.4	170.0	62.0	30.0	31.5
14	DENNY Reiss	6317.3	2422.1	2731.6	832.6	282.4	48.6	77.0	25.0	29.9
16	LEWIS-SKELLY Myles	6036.0	2622.6	2459.7	667.0	176.9	110.5	62.0	16.0	32.9
4	McALLISTER Finley	3454.2	1284.6	1482.5	564.8	91.5	30.4	50.0	11.0	27.3
8	GOLDING Michael	3617.8	1311.1	1723.1	431.6	142.2	9.4	37.0	10.0	28.2
12	MURRAY-CAMPBELL Harrison	3519.9	1212.9	1680.0	432.2	145.4	49.6	44.0	14.0	29.4
19	WARHURST Matty	3155.4	1412.1	1042.2	413.0	243.0	45.1	33.0	12.0	29.2
20	NWANERI Ethan	3213.4	1440.6	1335.2	283.4	154.2	0	26.0	11.0	24.9

