



U-17 WORLD CUP
INDONESIA 2023



Brazil 9 - 0 New Caledonia

Group C - Match 17
14 November 2023
16:00 Kick Off

Jakarta International Stadium

POST MATCH SUMMARY REPORT

Match Summary - Teams



Brazil

9 — 0



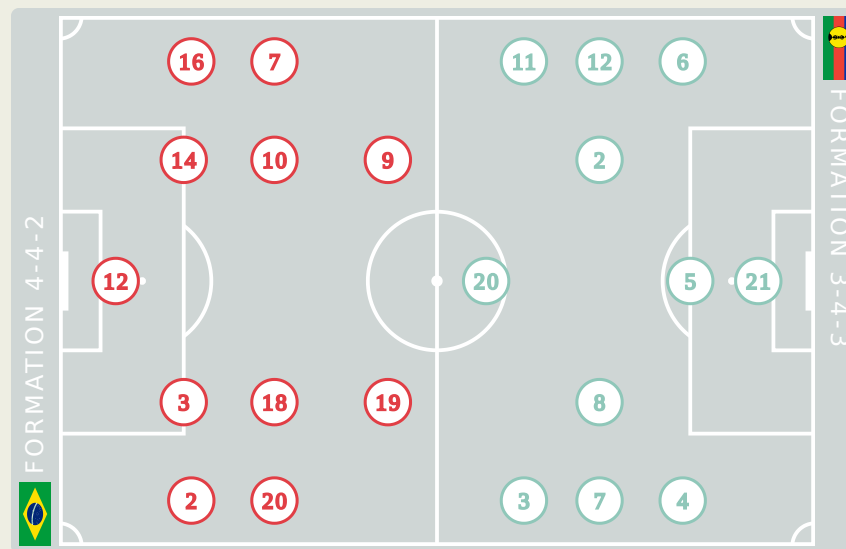
New Caledonia

STARTING

12	GK	MATHEUS CORREA	
2	DF	PEDRO LIMA	
3	DF	VITOR REIS (C)	55'
7	FW	RAYAN	28', 51', 59'
9	FW	KAUA ELIAS	46', 86', 90+4'
10	MF	DUDU	59'
14	DF	JOAO VICTOR	61'
16	DF	JOAO HENRIQUE	75'
18	MF	SIDNEY	59'
19	FW	LUIGHI	44'
20	FW	ESTEVAO	39', 59'

SUBSTITUTES

1	GK	PHILLIPE GABRIEL	
21	GK	PEDRO COBRA	
4	DF	DA MATA	
5	MF	GUILHERME BATISTA	59'
6	DF	SOUZA	75', 81'
8	MF	LUCAS CAMILO	
11	FW	LORRAN	59'
13	DF	VITOR GABRIEL	
15	MF	MATHEUS FERREIRA	59', 65'
17	FW	RIQUELME FILLIPI	59'



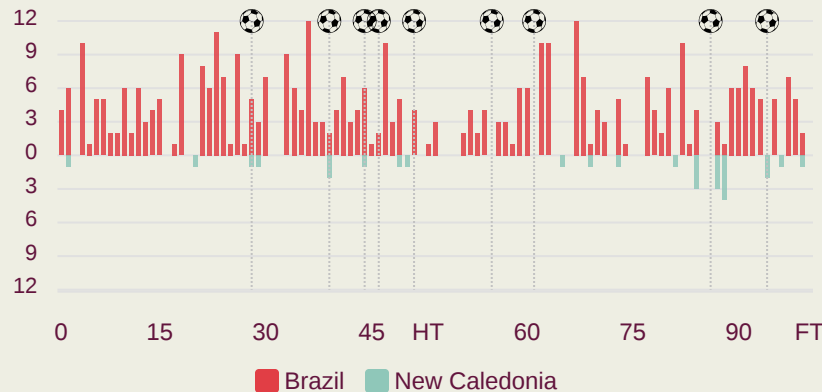
STARTING

21	GK	KUTRAN Nicolas	
2	DF	HUNA Inine	62', 48'
3	FW	KUTRAN Baptiste	
4	DF	DIKO Gregory	
5	DF	HANYE Wadria	
6	MF	HNAISSILIN Joseph	
7	MF	GOHOUBE Bayron	73'
8	MF	LEVY Anthony	62'
11	FW	SAIKO Jean-Yves	62'
12	MF	(C) UPA Jytrhim	
20	FW	QAEZE Paul	87', 71'

SUBSTITUTES

1	GK	TIAOUNIANE Claude	
16	GK	MULLER Noa	
9	FW	ANGEXETINE Jean-Philippe	62'
13	MF	UE Simon	62'
14	MF	WIAKO Kyllian	
15	FW	CAHMA David	73'
17	DF	RABAN--GRANGIER Mael	87'
18	MF	PAMANI Numa	62'
19	DF	NGANYANE Ronald	

Distribution in the Final Third



Match Summary - Key Statistics



Brazil



New Caledonia



Possession

Total	66.2%	16.6%	17.2%	Total
9	Goals			0
78 (23)	Attempts at Goal (On Target)			5 (0)
527 (478)	Total Passes (Complete)			157 (72)
91 %	Pass Completion %			46 %
107	Completed Line Breaks			23
17	Defensive Line Breaks			2
372	Receptions in the Final Third			13
46	Crosses			2
16	Ball Progressions			4
51 (11)	Defensive Pressures Applied (Direct Pressures)			178 (32)
33	Forced Turnovers			39
113	Second Balls			28
112.7 km	Total Distance Covered			107.9 km
4 km	Zone 4 - Low Speed Sprinting: 20-25 km/h			4 km



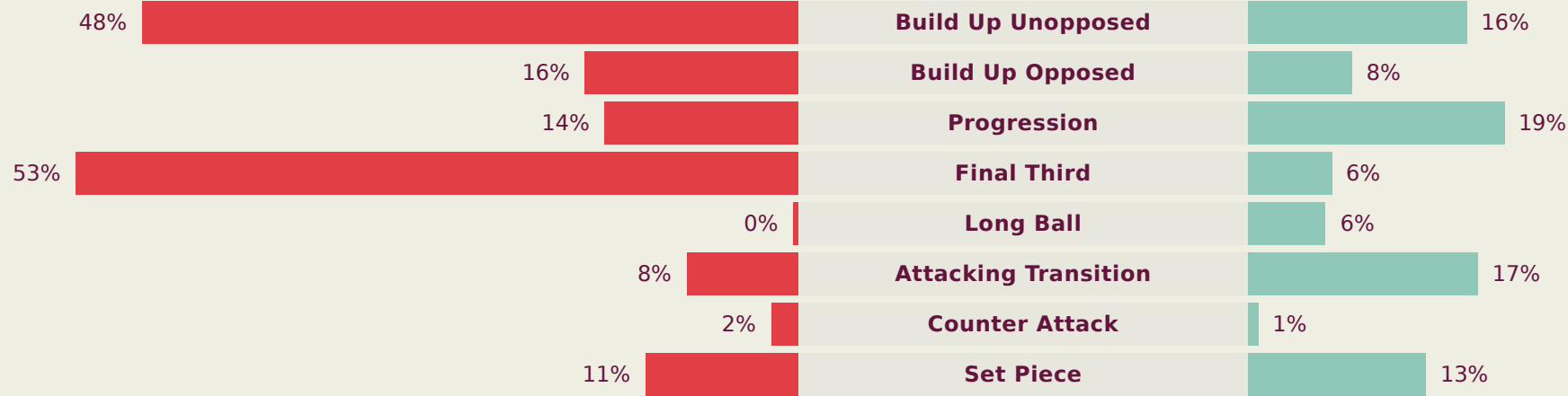
Brazil

Phases of Play

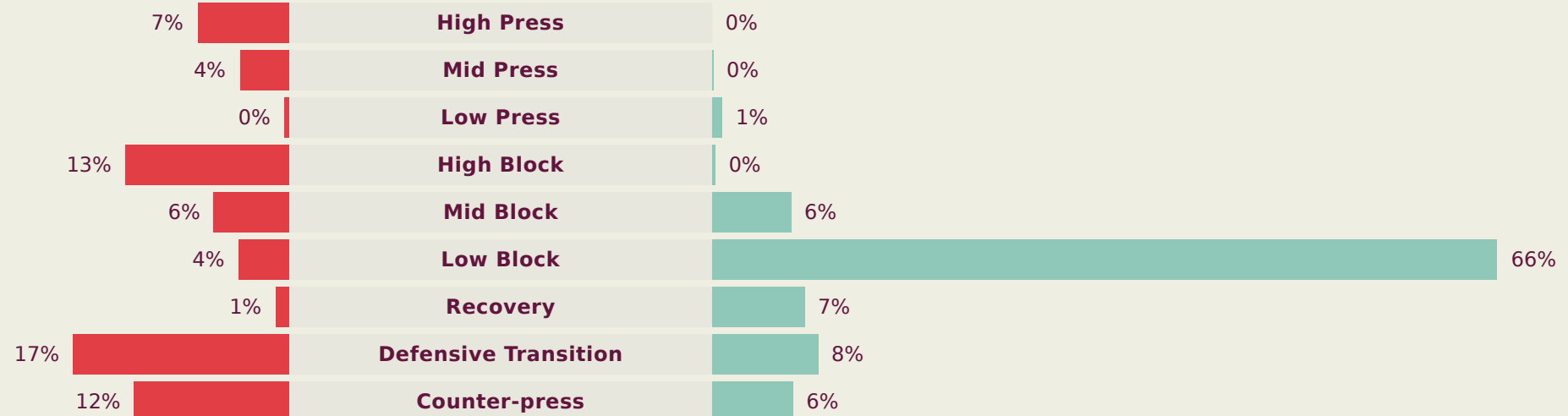
New Caledonia



IN POSSESSION



OUT OF POSSESSION



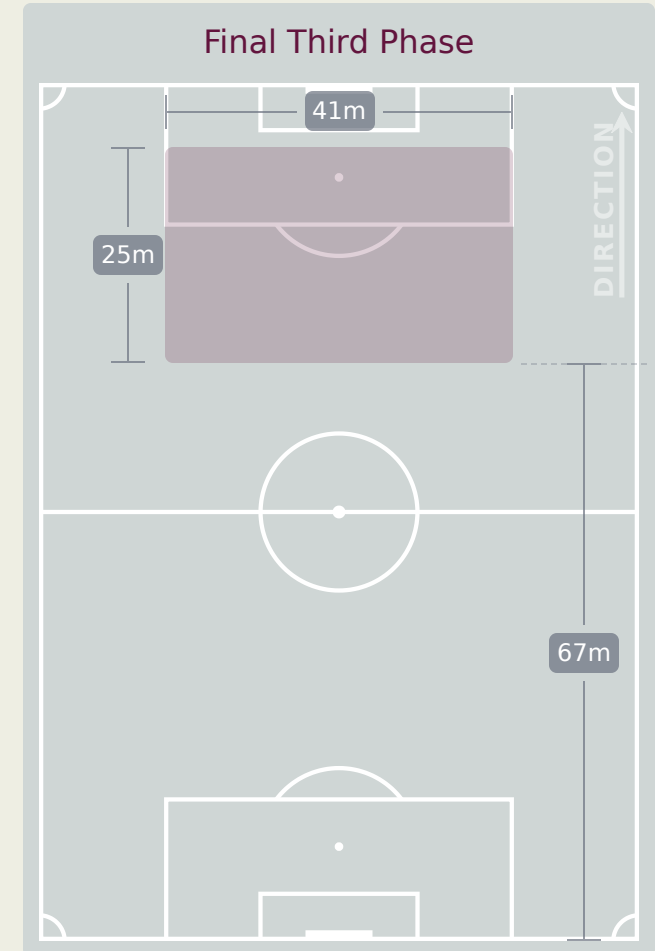
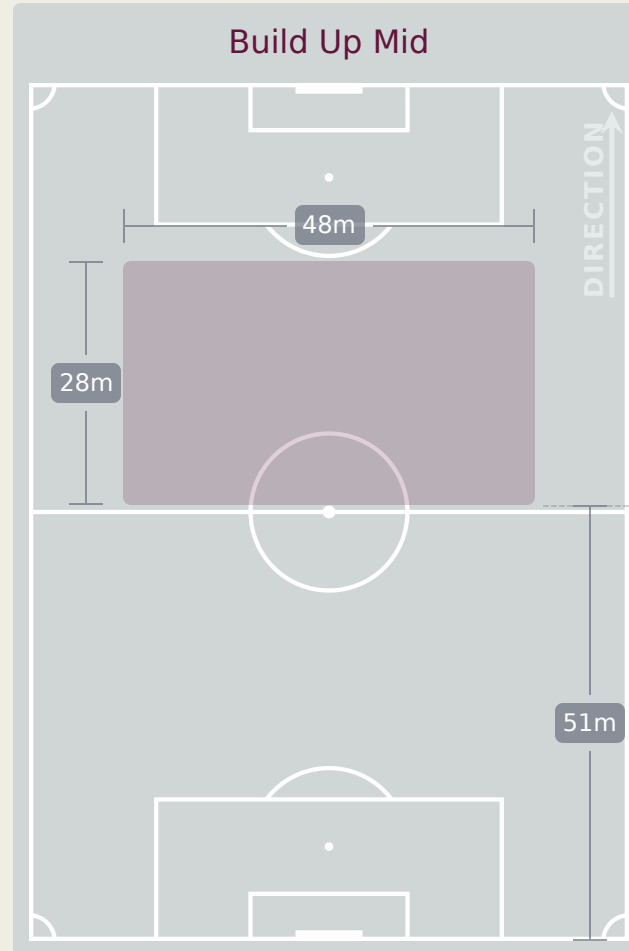
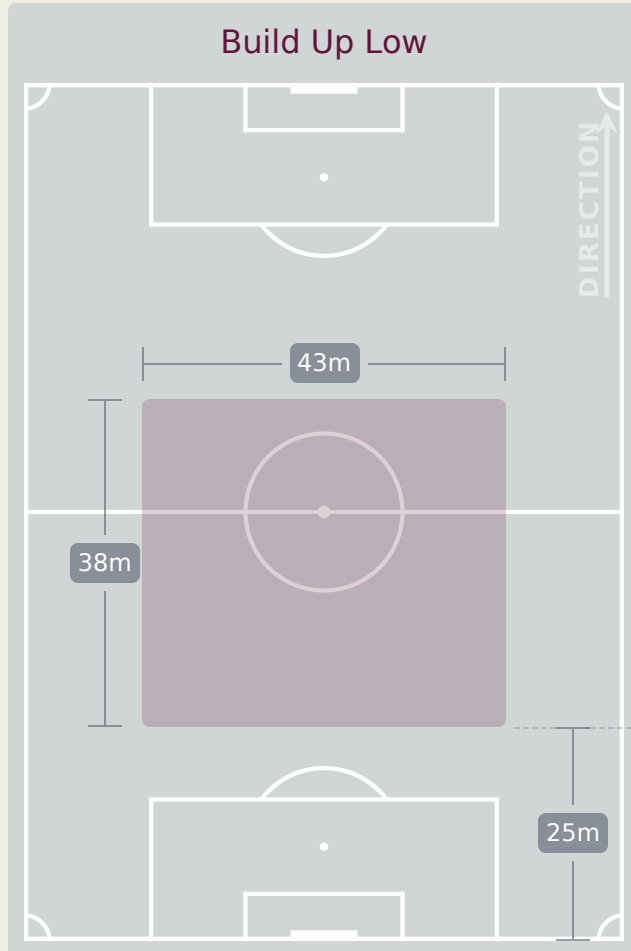
IN POSSESSION



Brazil v New Caledonia

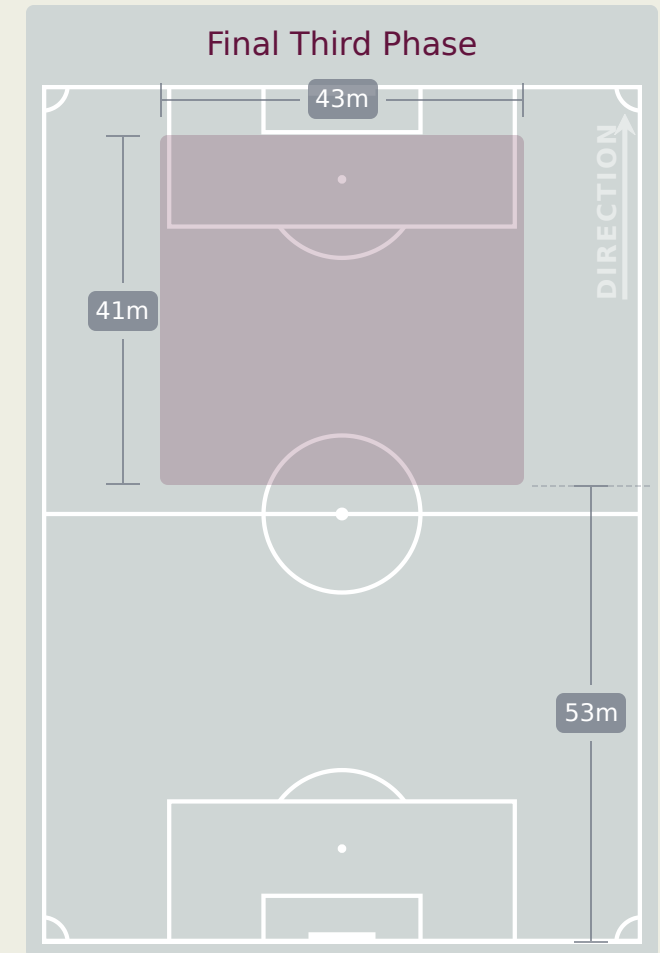
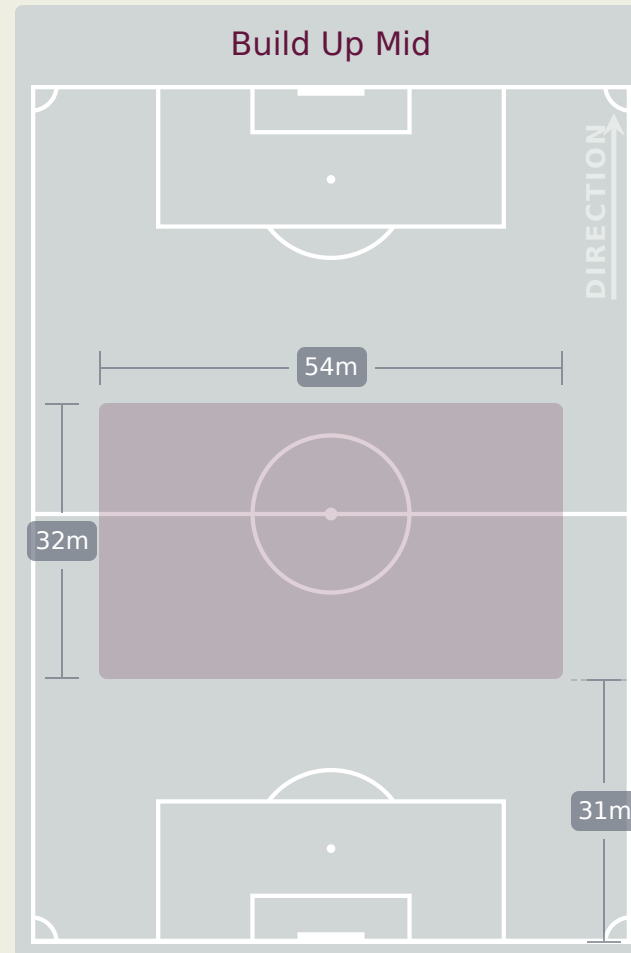
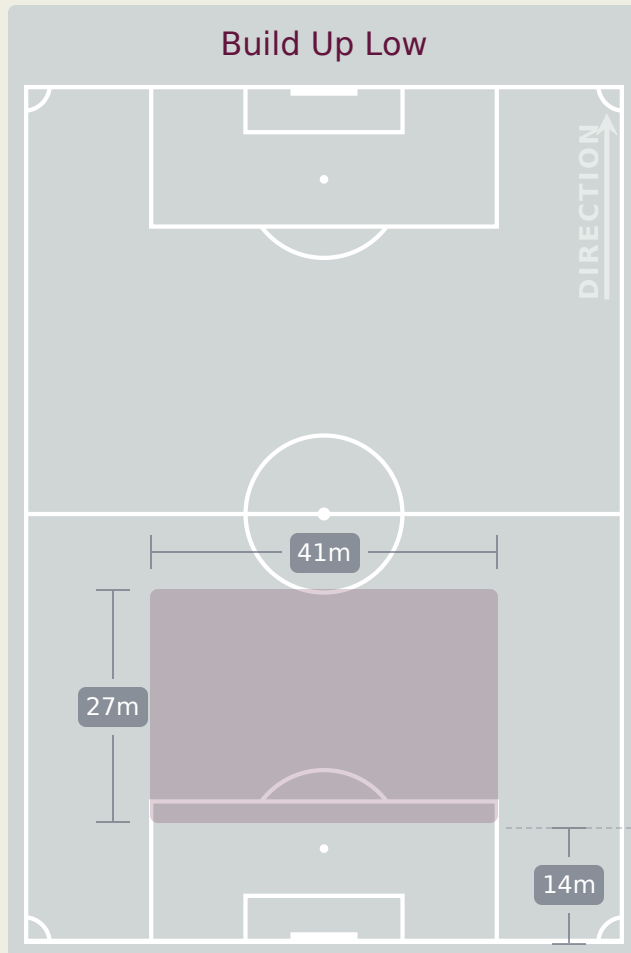


In Possession Line Height & Team Length



In Possession Line Height & Team Length

New Caledonia



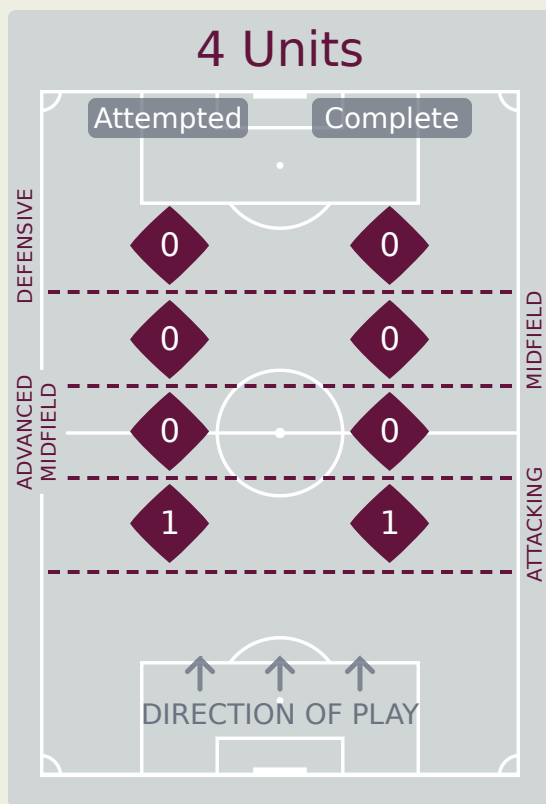
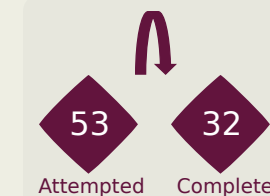
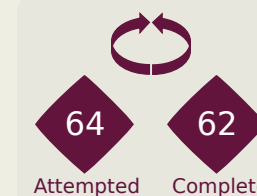
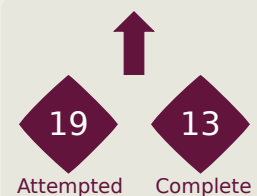
Line Breaks



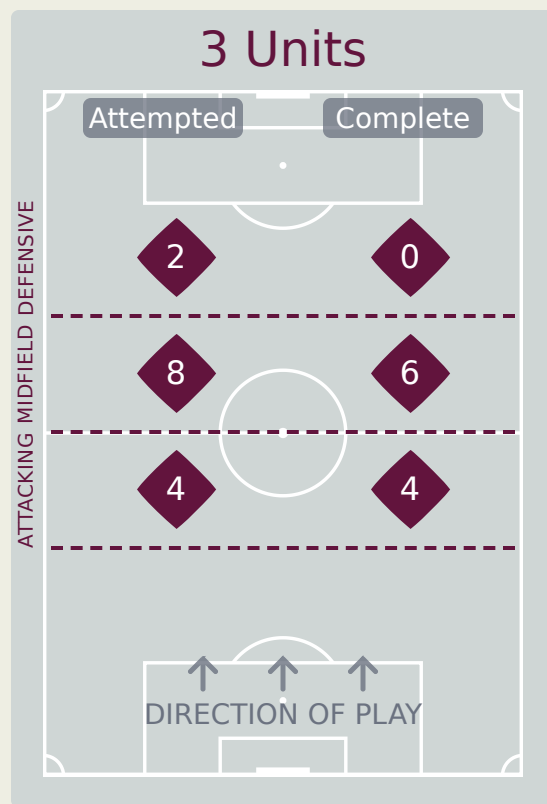
Brazil

Attempted Line Breaks

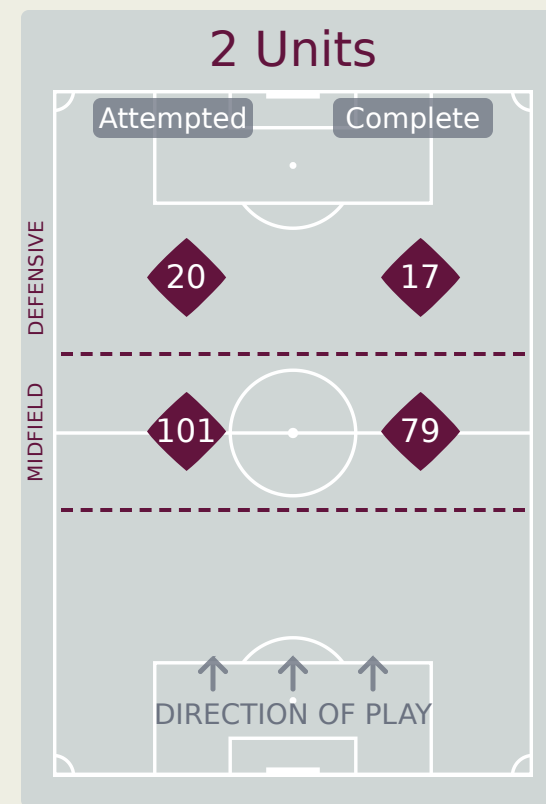
136



Attempted Line Breaks	1
Inside Shape	0
Outside Shape	1



Attempted Line Breaks	14
Inside Shape	8
Outside Shape	6



Attempted Line Breaks	121
Inside Shape	60
Outside Shape	61

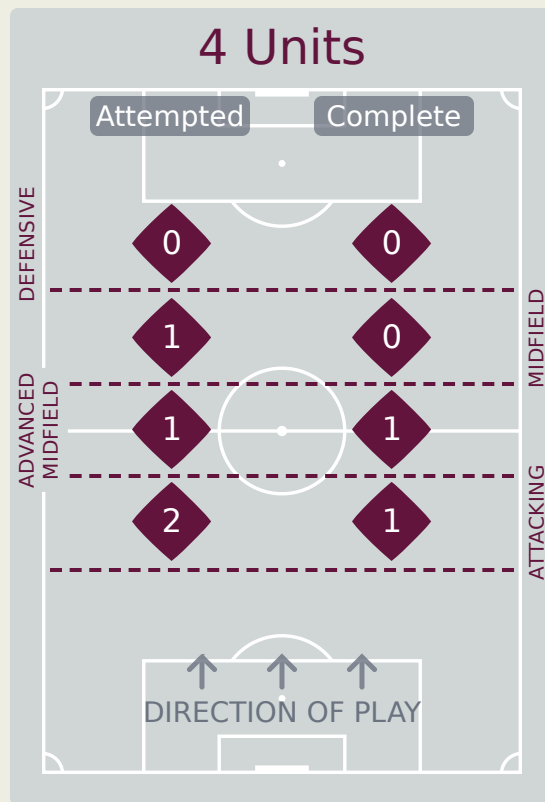
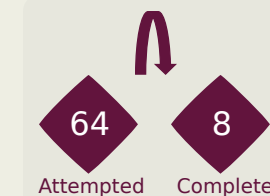
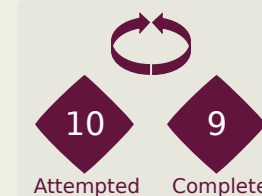
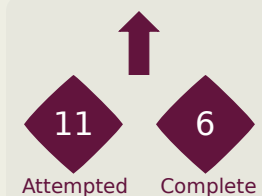
Line Breaks



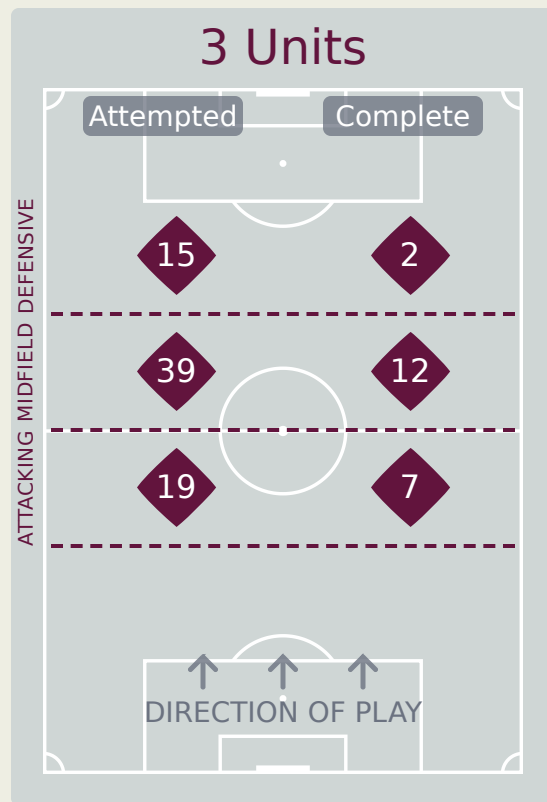
New Caledonia

Attempted Line Breaks

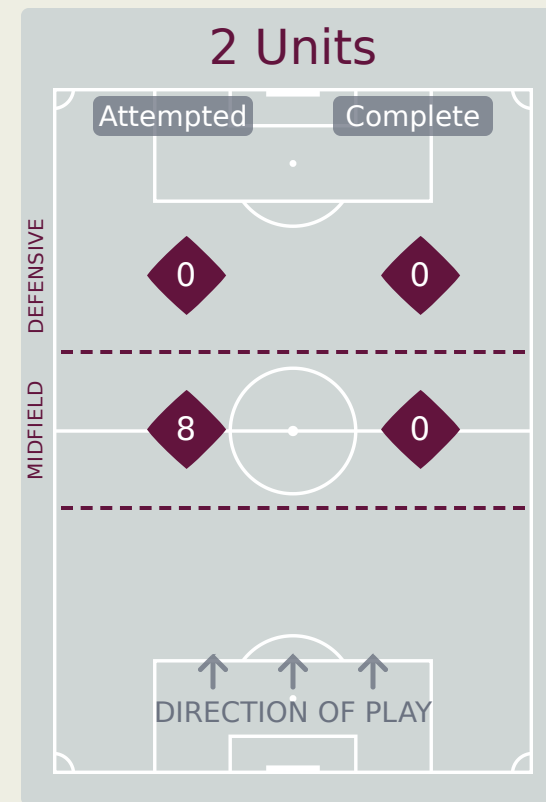
85



Attempted Line Breaks	4
Inside Shape	2
Outside Shape	2



Attempted Line Breaks	73
Inside Shape	61
Outside Shape	12



Attempted Line Breaks	8
Inside Shape	8
Outside Shape	0



Line Breaks

					4 Units				3 Units			2 Units		Direction			Distribution Type		
#	Player	Line Breaks Attempted	Line Breaks Completed	Line Break Completion %	Attacking Line	Attacking Midfield Line	Midfield Line	Defensive Line	Attacking Line	Midfield Line	Defensive Line	Midfield Line	Defensive Line	Through	Around	Over	Pass	Cross	Ball Progression
12	MATHEUS CORREA	3	1	33%	0	0	0	0	1	0	0	2	0	0	0	3	3	0	0
2	PEDRO LIMA	10	9	90%	1	0	0	0	0	1	0	8	0	0	6	4	8	2	0
3	VITOR REIS	13	10	76%	0	0	0	0	0	1	0	11	1	3	4	6	13	0	0
7	RAYAN	7	4	57%	0	0	0	0	0	0	1	5	1	3	2	2	5	1	1
9	KAUA ELIAS	4	3	75%	0	0	0	0	0	0	0	4	0	0	3	1	4	0	0
10	DUDU	6	6	100%	0	0	0	0	0	0	0	3	3	1	4	1	6	0	0
14	JOAO VICTOR	9	8	88%	0	0	0	0	1	0	0	8	0	1	4	4	9	0	0
16	JOAO HENRIQUE	13	12	92%	0	0	0	0	0	1	0	10	2	0	5	8	10	3	0
18	SIDNEY	12	9	75%	0	0	0	0	0	0	0	12	0	1	7	4	12	0	0
19	LUIGHI	8	5	62%	0	0	0	0	0	1	1	5	1	2	3	3	7	1	0
20	ESTEVAO	13	12	92%	0	0	0	0	0	0	0	11	2	1	8	4	11	2	0
5	GUILHERME BATISTA	6	4	66%	0	0	0	0	0	0	0	6	0	0	4	2	6	0	0
6	SOUZA	6	5	83%	0	0	0	0	2	0	0	2	2	1	2	3	4	1	1
11	LORRAN	9	3	33%	0	0	0	0	0	2	0	3	4	4	1	4	6	1	2
15	MATHEUS FERREIRA	9	8	88%	0	0	0	0	0	0	0	8	1	1	6	2	9	0	0
17	RIQUELME FILLIPI	8	8	100%	0	0	0	0	0	2	0	3	3	1	5	2	6	1	1

Line Breaks

New Caledonia



					4 Units				3 Units			2 Units		Direction			Distribution Type		
#	Player	Line Breaks Attempted	Line Breaks Completed	Line Break Completion %	Attacking Line	Attacking Midfield Line	Midfield Line	Defensive Line	Attacking Line	Midfield Line	Defensive Line	Midfield Line	Defensive Line	Through	Around	Over	Pass	Cross	Ball Progression
21	KUTRAN Nicolas	36	5	13%	1	0	0	0	10	19	0	6	0	0	1	35	36	0	0
2	HUNA Inine	2	0	0%	0	0	0	0	0	1	1	0	0	0	0	2	2	0	0
3	KUTRAN Baptiste	1	0	0%	0	0	0	0	0	0	1	0	0	0	0	1	1	0	0
4	DIKO Gregory	11	7	63%	1	0	0	0	4	5	0	1	0	0	5	6	11	0	0
5	HANYE Wadria	3	1	33%	0	0	0	0	0	2	1	0	0	0	0	3	3	0	0
6	HNAISSILIN Joseph	9	2	22%	0	0	0	0	3	4	2	0	0	1	3	5	9	0	0
7	GOHOUBE Bayron	4	2	50%	0	0	1	0	1	1	1	0	0	2	0	2	4	0	0
8	LEVY Anthony	0	0	0%	0	0	0	0	0	0	0	0	0	0	0	0	0	0	0
11	SAIKO Jean-Yves	0	0	0%	0	0	0	0	0	0	0	0	0	0	0	0	0	0	0
12	UPA Jytrhim	7	2	28%	0	0	0	0	1	5	1	0	0	3	0	4	7	0	0
20	QAEZE Paul	5	1	20%	0	0	0	0	0	1	4	0	0	2	0	3	5	0	0
9	ANGEXETINE Jean-Philippe	2	1	50%	0	0	0	0	0	0	2	0	0	1	0	1	2	0	0
13	UE Simon	2	1	50%	0	0	0	0	0	1	1	0	0	1	0	1	2	0	0
15	CAHMA David	1	1	100%	0	1	0	0	0	0	0	0	0	0	1	0	1	0	0
17	RABAN--GRANGIER Mael	1	0	0%	0	0	0	0	0	0	1	0	0	1	0	0	1	0	0
18	PAMANI Numa	1	0	0%	0	0	0	0	0	0	0	1	0	0	0	1	1	0	0



Passing Networks

#	Passes From ↓ to →	MATHEUS CORREA	PEDRO LIMA	VITOR REIS	RAYAN	KAUA ELIAS	DUDU	JOAO VICTOR	JOAO HENRIQUE	SIDNEY	LUIGHI	ESTEVAO	GUILHERME BATISTA	SOUZA	LORRAN	MATHEUS FERREIRA	RIQUELME FILLIPI
12	MATHEUS CORREA	0	0	7	0	0	0	5	0	1	0	0	0	0	0	1	0
2	PEDRO LIMA	0	0	5	0	0	0	8	0	5	1	7	0	0	2	3	1
3	VITOR REIS	1	4	0	4	0	9	4	16	1	3	7	4	4	5	6	0
7	RAYAN	0	2	2	0	2	3	4	4	3	1	1	0	0	0	0	0
9	KAUA ELIAS	0	0	0	2	0	1	1	1	0	0	0	1	2	0	0	1
10	DUDU	0	0	3	4	3	0	1	5	6	1	2	0	0	0	0	0
14	JOAO VICTOR	0	3	13	5	0	1	0	9	7	0	7	0	3	1	7	4
16	JOAO HENRIQUE	0	1	5	6	5	5	7	0	4	0	1	1	0	1	1	1
18	SIDNEY	0	6	5	2	0	4	6	3	0	6	10	0	0	0	0	0
19	LUIGHI	0	4	0	0	4	0	0	0	1	0	2	1	0	0	1	0
20	ESTEVAO	0	4	0	5	1	1	0	4	8	9	0	0	0	0	0	0
5	GUILHERME BATISTA	0	2	2	0	2	0	0	0	0	1	0	0	4	0	5	1
6	SOUZA	0	0	2	0	0	0	2	0	0	0	0	6	0	0	2	2
11	LORRAN	0	1	1	0	2	0	0	1	0	2	0	1	0	0	3	0
15	MATHEUS FERREIRA	0	7	1	0	0	0	5	3	0	1	0	1	1	8	0	5
17	RIQUELME FILLIPI	0	1	0	0	2	0	1	0	0	2	0	3	4	0	1	0

Top 5 Player to Player Passers		
Player	Passed To	% of Total Team Passes
VITOR REIS	JOAO HENRIQUE	3.6%
JOAO VICTOR	VITOR REIS	2.9%
SIDNEY	ESTEVAO	2.3%
VITOR REIS	DUDU	2%
JOAO VICTOR	JOAO HENRIQUE	2%

Passing Networks

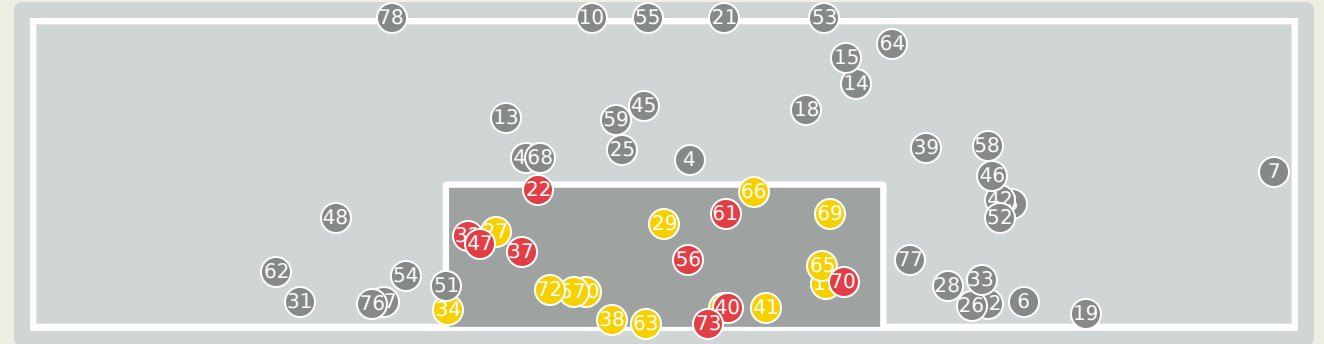
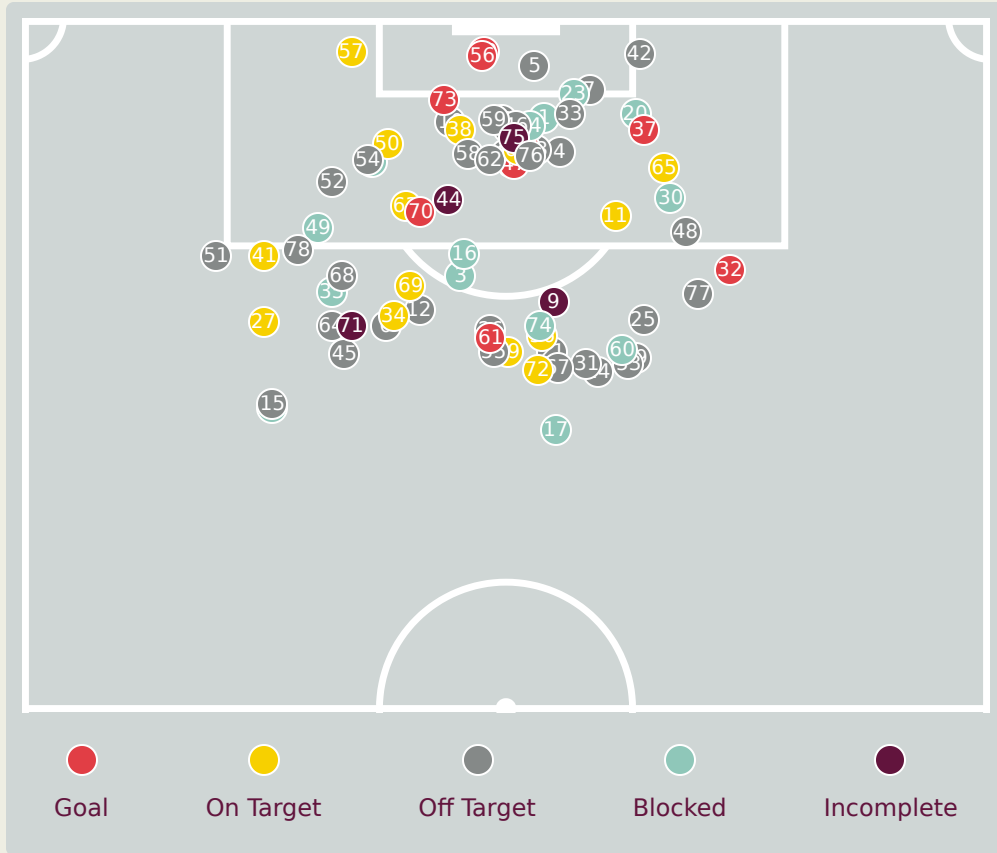
New Caledonia



#	Passes From ↓ to →	KUTRAN Nicolas	HUNA Inine	KUTRAN Baptiste	DIKO Gregory	HANYE Wadria	HNAISSILIN Joseph	GOHOUPE Bayron	LEVY Anthony	SAIKO Jean-Yves	UPA Jytrhim	QAEZE Paul	ANGEXETINE Jean-Philippe	UE Simon	CAHMA David	RABAN--GRANGIER Mael	PAMANI Numa
21	KUTRAN Nicolas	0	0	1	7	0	1	2	0	0	1	2	0	0	1	0	1
2	HUNA Inine	0	0	0	0	0	0	0	0	1	0	0	0	0	0	0	0
3	KUTRAN Baptiste	0	0	0	0	0	0	1	0	0	1	0	1	1	0	0	2
4	DIKO Gregory	0	0	2	0	2	0	1	0	0	1	1	0	0	1	0	0
5	HANYE Wadria	0	0	0	0	0	1	0	0	1	0	0	0	0	0	0	0
6	HNAISSILIN Joseph	0	0	0	1	0	0	0	0	0	1	0	0	0	0	0	1
7	GOHOUPE Bayron	0	0	0	0	0	0	0	0	0	3	0	0	0	0	0	0
8	LEVY Anthony	0	0	1	0	0	0	0	0	0	0	0	0	0	0	0	0
11	SAIKO Jean-Yves	0	0	0	0	0	1	0	0	0	0	0	0	0	0	0	0
12	UPA Jytrhim	0	1	0	1	1	0	1	0	1	0	0	1	1	0	0	0
20	QAEZE Paul	0	2	0	1	0	4	0	0	0	1	0	0	0	0	0	0
9	ANGEXETINE Jean-Philippe	0	0	2	1	2	0	0	0	0	0	0	0	0	0	0	0
13	UE Simon	0	0	1	0	0	1	0	0	0	0	0	0	1	0	0	1
15	CAHMA David	0	0	1	0	0	0	0	0	0	0	0	0	0	0	0	0
17	RABAN--GRANGIER Mael	0	0	0	0	0	0	0	0	0	0	0	0	0	0	0	0
18	PAMANI Numa	0	0	0	0	0	0	0	0	0	0	1	0	0	0	0	0

Top 5 Player to Player Passers		
Player	Passed To	% of Total Team Passes
KUTRAN Nicolas	DIKO Gregory	10.3%
QAEZE Paul	HNAISSILIN Joseph	5.9%
GOHOUPE Bayron	UPA Jytrhim	4.4%
KUTRAN Nicolas	GOHOUPE Bayron	2.9%
KUTRAN Nicolas	QAEZE Paul	2.9%

Attempts at Goal



Key	Outcome	Shots
●	Goals	9
●	On Target	14
●	Off Target	37
●	Blocked	14
●	Incomplete	4

Brazil



Attempts at Goal

Time	Player	Outcome	Body Part	Delivery Type
1	3 VITOR REIS	Incomplete - Blocked	Right Foot	Loose Ball
2	7 RAYAN	Incomplete - Blocked	Left Foot	Pass
2	10 DUDU	Incomplete - Blocked	Right Foot	Loose Ball
5	9 KAUA ELIAS	Off Target	Head	Pass
6	19 LUIGHI	Off Target	Lower Body	Pass
8	7 RAYAN	Deflected Off Target - Defensive Event	Left Foot	Pass
9	14 JOAO VICTOR	Off Target	Head	Corner
10	16 JOAO HENRIQUE	Incomplete - Blocked	Left Foot	Pass
11	18 SIDNEY	Incomplete	Right Foot	Loose Ball
11	9 KAUA ELIAS	Deflected Off Target - Defensive Event	Head	Loose Ball
11	3 VITOR REIS	On Target - Saved	Left Foot	Corner
13	10 DUDU	Deflected Off Target - Defensive Event	Left Foot	Loose Ball
14	9 KAUA ELIAS	Off Target	Head	Cross
16	20 ESTEVAO	Off Target	Left Foot	Pass
17	16 JOAO HENRIQUE	Off Target	Left Foot	Pass
18	7 RAYAN	Incomplete - Blocked	Left Foot	Loose Ball
21	3 VITOR REIS	Incomplete - Blocked	Right Foot	Loose Ball

Attempts at Goal



Time	Player	Outcome	Body Part	Delivery Type
22	7 RAYAN	Off Target	Head	Cross
23	20 ESTEVAO	Off Target	Left Foot	Pass
24	9 KAUA ELIAS	Incomplete - Blocked	Right Foot	Pass
24	18 SIDNEY	Off Target	Right Foot	Pass
27	7 RAYAN	On Target - Goal	Head	Corner
28	20 ESTEVAO	Incomplete - Blocked	Left Foot	Loose Ball
28	9 KAUA ELIAS	Incomplete - Blocked	Right Foot	Other
29	2 PEDRO LIMA	Off Target	Left Foot	Pass
30	18 SIDNEY	Off Target	Left Foot	Loose Ball
34	16 JOAO HENRIQUE	On Target - Saved	Left Foot	Pass
34	14 JOAO VICTOR	Off Target	Head	Pass
35	18 SIDNEY	On Target - Saved	Right Foot	Pass
37	19 LUIGHI	Incomplete - Blocked	Left Foot	Pass
37	3 VITOR REIS	Off Target	Right Foot	Pass
38	20 ESTEVAO	On Target - Goal	Left Foot	Pass
39	9 KAUA ELIAS	Off Target	Right Foot	Pass
40	10 DUDU	Deflected On Target - Saved	Left Foot	Pass

Brazil



Attempts at Goal

Time	Player	Outcome	Body Part	Delivery Type
41	7 RAYAN	Incomplete - Blocked	Left Foot	Pass
42	3 VITOR REIS	On Target - Saved	Right Foot	Pass
43	19 LUIGHI	On Target - Goal	Right Foot	Pass
44	9 KAUA ELIAS	On Target - Saved	Right Foot	Pass
44	9 KAUA ELIAS	Off Target	Right Foot	Other
45	9 KAUA ELIAS	On Target - Goal	Head	Cross
45	9 KAUA ELIAS	Deflected On Target - Saved	Right Foot	Pass
45	20 ESTEVAO	Off Target	Right Foot	Other
46	9 KAUA ELIAS	Off Target	Head	Pass
47	19 LUIGHI	Incomplete - Defensive Event	Left Foot	Pass
47	14 JOAO VICTOR	Deflected Off Target - Defensive Event	Right Foot	Pass
48	7 RAYAN	Off Target	Head	Cross
50	7 RAYAN	On Target - Goal	Left Foot	Penalty
51	19 LUIGHI	Off Target	Left Foot	Pass
51	9 KAUA ELIAS	Incomplete - Blocked	Right Foot	Pass
51	19 LUIGHI	On Target - Saved	Right Foot	Pass
51	16 JOAO HENRIQUE	Off Target	Left Foot	Loose Ball

Brazil

Attempts at Goal

Time	Player	Outcome	Body Part	Delivery Type
52	19 LUIGHI	Off Target	Right Foot	Other
52	20 ESTEVAO	Off Target	Left Foot	Pass
53	10 DUDU	Off Target	Left Foot	Pass
54	18 SIDNEY	Deflected Off Target - Defensive Event	Right Foot	Pass
54	3 VITOR REIS	On Target - Goal	Head	Pass
57	19 LUIGHI	On Target - Saved	Left Foot	Pass
57	3 VITOR REIS	Off Target	Head	Corner
59	14 JOAO VICTOR	Deflected Off Target - Defensive Event	Head	Corner
60	2 PEDRO LIMA	Incomplete - Blocked	Right Foot	Pass
60	14 JOAO VICTOR	On Target - Goal	Right Foot	Pass
63	17 RIQUELME FILLIPI	Off Target	Head	Pass
65	9 KAUA ELIAS	On Target - Saved	Right Foot	Pass
68	16 JOAO HENRIQUE	Deflected Off Target - Defensive Event	Left Foot	Pass
69	19 LUIGHI	On Target - Saved	Right Foot	Pass
71	11 LORRAN	On Target - Saved	Head	Freekick
74	15 MATHEUS FERREIRA	Off Target	Right Foot	Pass
82	17 RIQUELME FILLIPI	Deflected Off Target - Defensive Event	Right Foot	Pass

Attempts at Goal


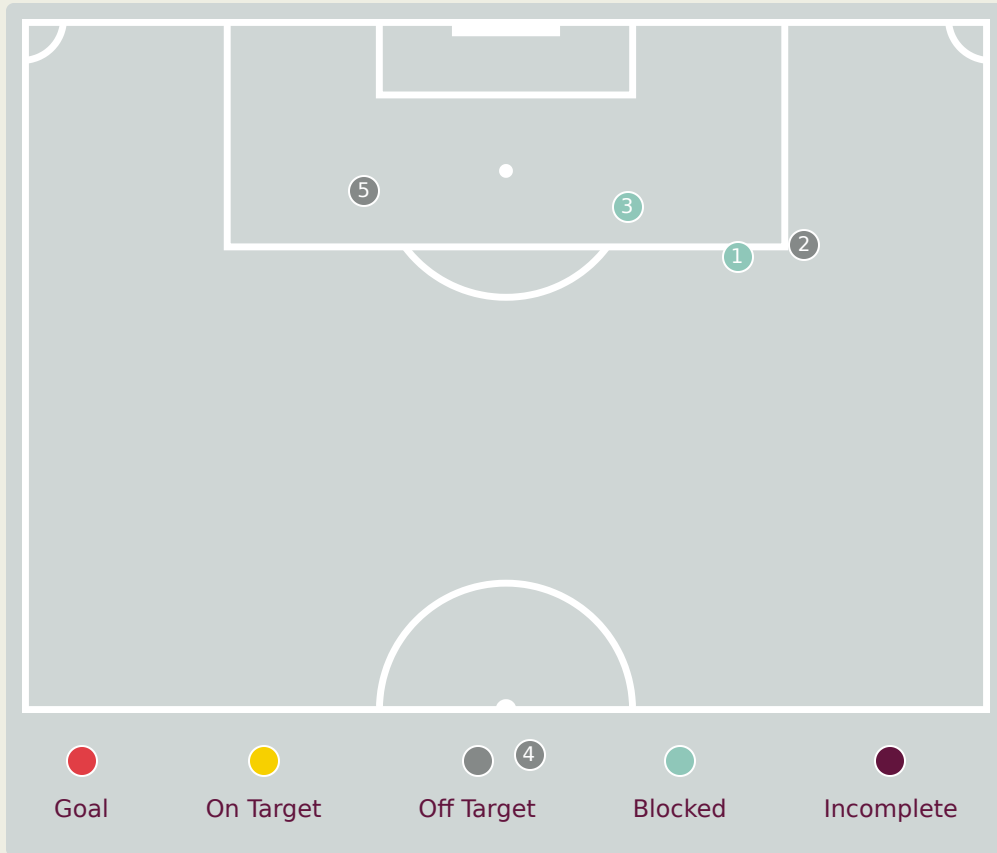
Brazil

Time	Player	Outcome	Body Part	Delivery Type
84	5 GUILHERME BATISTA	On Target - Saved	Right Foot	Pass
85	9 KAUA ELIAS	Deflected On Target - Goal	Right Foot	Pass
92	5 GUILHERME BATISTA	Incomplete - Defensive Event	Right Foot	Pass
93	11 LORRAN	On Target - Saved	Left Foot	Pass
93	9 KAUA ELIAS	On Target - Goal	Right Foot	Other
97	11 LORRAN	Incomplete - Blocked	Left Foot	Pass
97	9 KAUA ELIAS	Incomplete - Player On Ball Error	Left Foot	Cross
97	11 LORRAN	Off Target	Left Foot	Loose Ball
98	2 PEDRO LIMA	Off Target	Right Foot	Loose Ball
99	17 RIQUELME FILLIPI	Off Target	Right Foot	Pass

New Caledonia



Attempts at Goal



Key	Outcome	Shots
●	Goals	0
●	On Target	0
●	Off Target	3
●	Blocked	2
●	Incomplete	0

Attempts at Goal

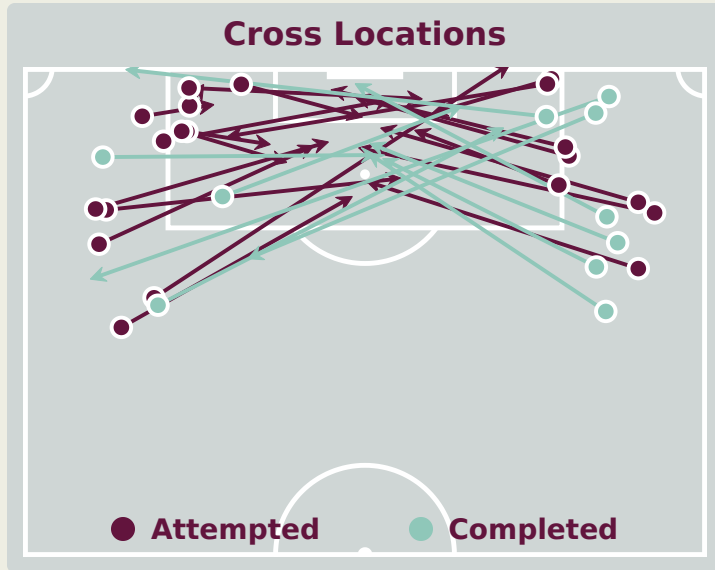
New Caledonia



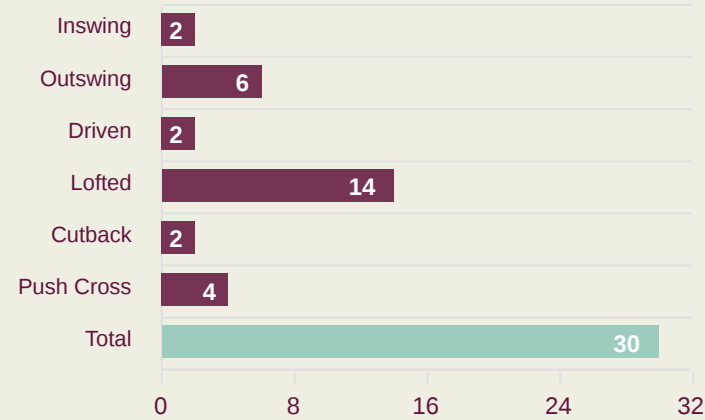
Time	Player	Outcome	Body Part	Delivery Type
65	20 QAEZE Paul	Incomplete - Blocked	Right Foot	Pass
69	9 ANGEXETINE Jean-Philippe	Off Target	Right Foot	Pass
84	20 QAEZE Paul	Incomplete - Blocked	Right Foot	Pass
86	4 DIKO Gregory	Off Target	Left Foot	Other
88	4 DIKO Gregory	Off Target	Left Foot	Loose Ball



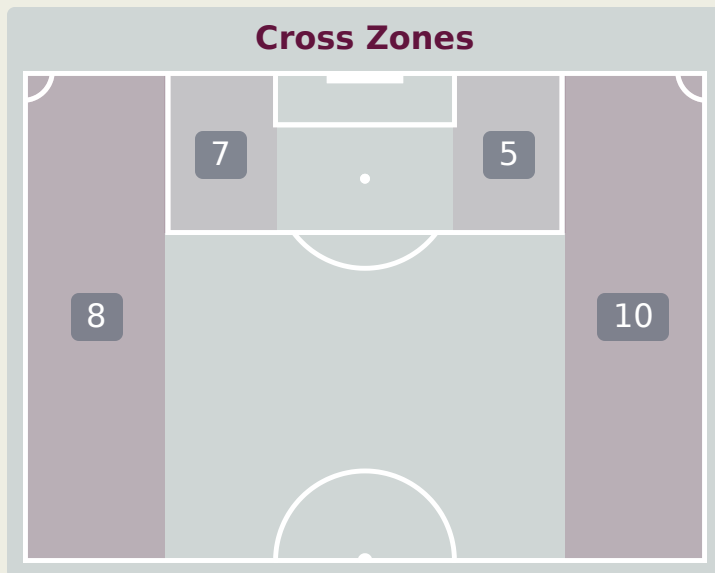
Crosses (Open Play)



Delivery Type



#	Player	Inswing	Outswing	Driven	Lofted	Cutback	Push Cross	Total Attempted
12	MATHEUS CORREA	0	0	0	0	0	0	0
2	PEDRO LIMA	0	0	0	4	0	1	5
3	VITOR REIS	0	0	0	0	0	0	0
7	RAYAN	0	2	1	0	0	0	3
9	KAUA ELIAS	0	0	0	1	0	0	1
10	DUDU	0	0	0	0	0	0	0
14	JOAO VICTOR	0	0	0	0	0	0	0
16	JOAO HENRIQUE	0	2	0	3	0	0	5
18	SIDNEY	0	0	0	0	0	0	0
19	LUIGHI	0	1	1	2	1	0	5
20	ESTEVAO	2	0	0	1	0	0	3
5	GUILHERME BATISTA	0	0	0	0	0	0	0
6	SOUZA	0	1	0	2	1	1	5
11	LORRAN	0	0	0	1	0	0	1
15	MATHEUS FERREIRA	0	0	0	0	0	0	0
17	RIQUELME FILLIPI	0	0	0	0	0	2	2



Attempted

30

Completed

10

Most Crosses Attempted

5

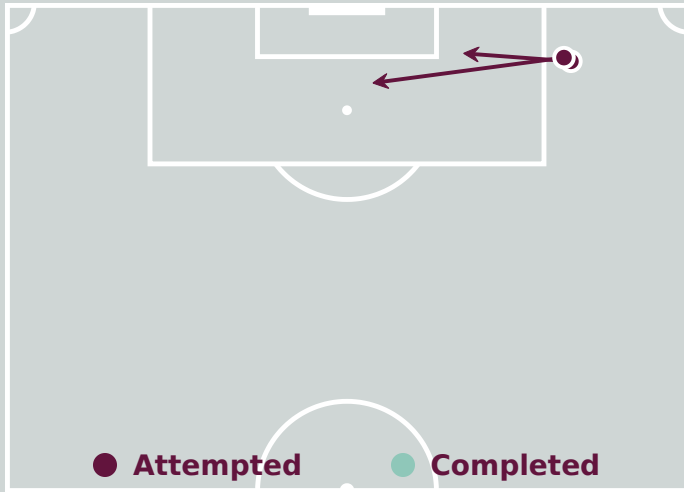
PEDRO LIMA
RIGHT BACK

Crosses (Open Play)

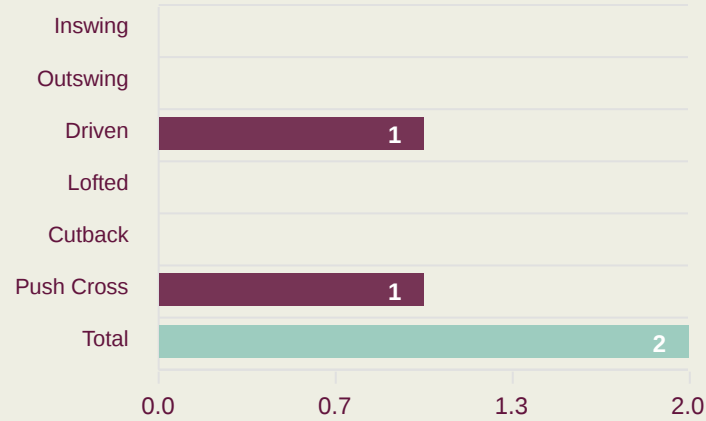
New Caledonia



Cross Locations

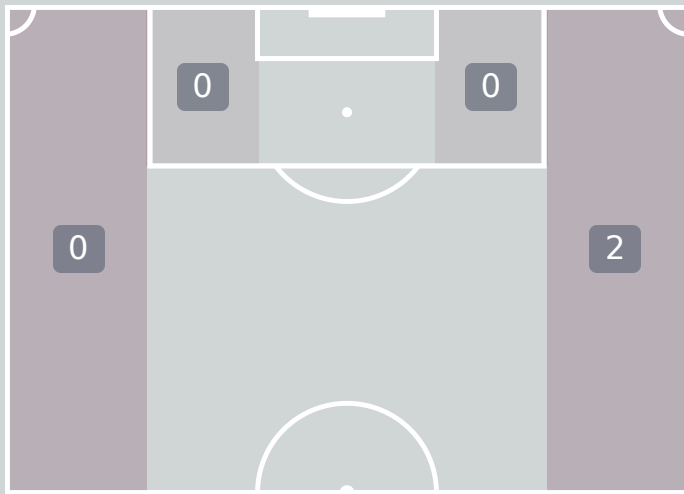


Delivery Type



#	Player	Inswing	Outswing	Driven	Lofted	Cutback	Push Cross	Total Attempted
21	KUTRAN Nicolas	0	0	0	0	0	0	0
2	HUNA Inine	0	0	0	0	0	0	0
3	KUTRAN Baptiste	0	0	1	0	0	0	1
4	DIKO Gregory	0	0	0	0	0	0	0
5	HANYE Wadria	0	0	0	0	0	0	0
6	HNAISSILIN Joseph	0	0	0	0	0	0	0
7	GOHOUBE Bayron	0	0	0	0	0	0	0
8	LEVY Anthony	0	0	0	0	0	0	0
11	SAIKO Jean-Yves	0	0	0	0	0	0	0
12	UPA Jytrhim	0	0	0	0	0	0	0
20	QAEZE Paul	0	0	0	0	0	0	0
9	ANGEXETINE Jean-Philippe	0	0	0	0	0	0	0
13	UE Simon	0	0	0	0	0	1	1
15	CAHMA David	0	0	0	0	0	0	0
17	RABAN--GRANGIER Mael	0	0	0	0	0	0	0
18	PAMANI Numa	0	0	0	0	0	0	0

Cross Zones



Attempted

2

Completed

0

Most Crosses Attempted

1

KUTRAN Baptiste
LEFT WINGER



Offering to Receive

482
Total Offers Made

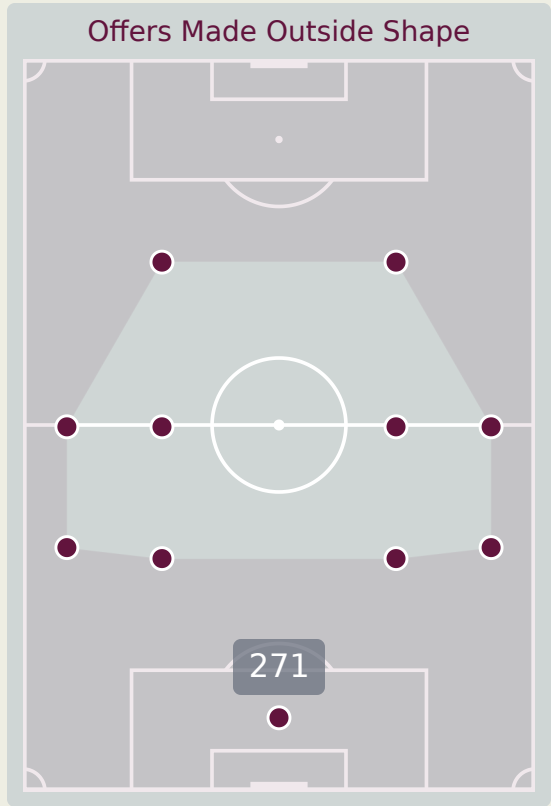
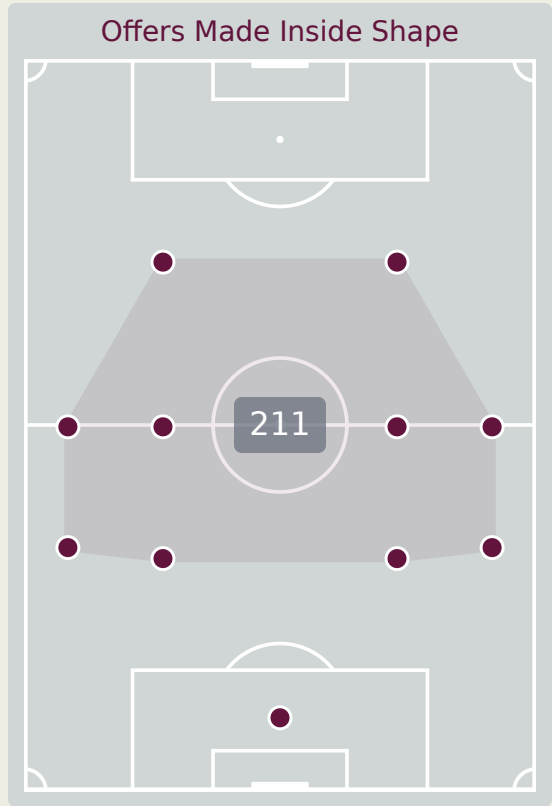
162
Total Offers Received

Most Offers
118
LUIGHI
CENTRE FORWARD RIGHT

398
Offers Made in Final Third

81
Offers Made in Middle Third

3
Offers Made in Defensive Third



#	Player	Offers Made	Offers Received	% Made & Received
12	MATHEUS CORREA	0	0	0%
2	PEDRO LIMA	38	12	31.6%
3	VITOR REIS	8	8	100%
7	RAYAN	19	6	31.6%
9	KAUA ELIAS	35	8	22.9%
10	DUDU	27	9	33.3%
14	JOAO VICTOR	2	1	50%
16	JOAO HENRIQUE	27	6	22.2%
18	SIDNEY	39	19	48.7%
19	LUIGHI	118	15	12.7%
20	ESTEVAO	54	26	48.1%
5	GUILHERME BATISTA	20	12	60%
6	SOUZA	13	5	38.5%
11	LORRAN	24	10	41.7%
15	MATHEUS FERREIRA	29	16	55.2%
17	RIQUELME FILLIPI	29	9	31%

Offering to Receive

54

Total Offers Made

13

Total Offers Received

Most Offers

14

UPA Jytrhim
RIGHT MIDFIELD

17

Offers Made in Final Third

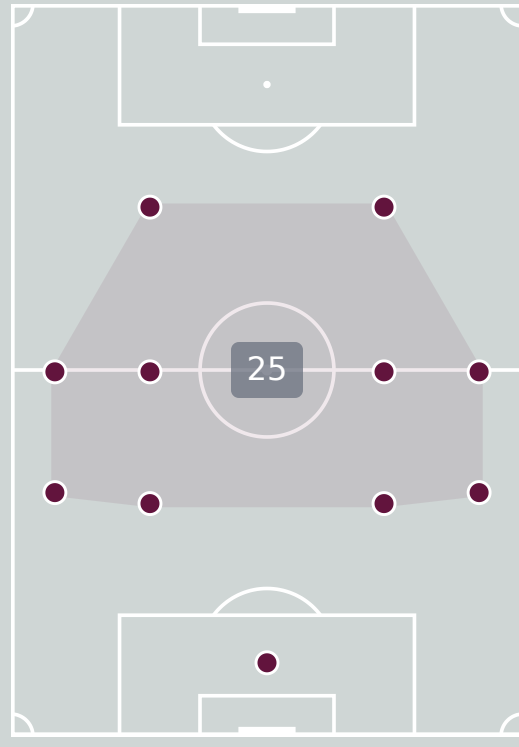
21

Offers Made in Middle Third

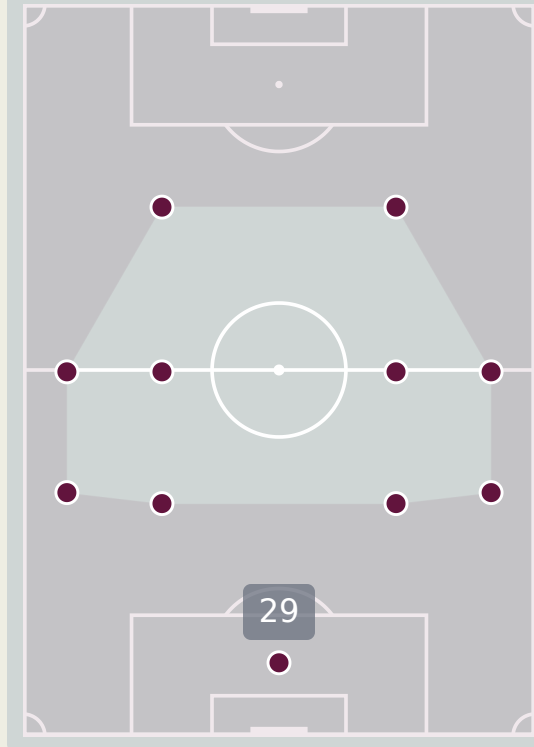
16

Offers Made in Defensive Third

Offers Made Inside Shape



Offers Made Outside Shape



New Caledonia



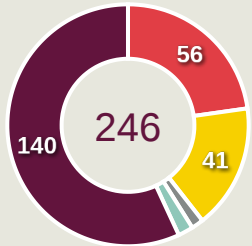
#	Player	Offers Made	Offers Received	% Made & Received
21	KUTRAN Nicolas	0	0	0%
2	HUNA Inine	1	0	0%
3	KUTRAN Baptiste	6	1	16.7%
4	DIKO Gregory	0	0	0%
5	HANYE Wadria	1	1	100%
6	HNAISSILIN Joseph	2	0	0%
7	GOHOUBE Bayron	2	1	50%
8	LEVY Anthony	1	0	0%
11	SAIKO Jean-Yves	5	0	0%
12	UPA Jytrhim	14	5	35.7%
20	QAEZE Paul	8	1	12.5%
9	ANGEXETINE Jean-Philippe	6	3	50%
13	UE Simon	1	0	0%
15	CAHMA David	2	0	0%
17	RABAN--GRANGIER Mael	1	0	0%
18	PAMANI Numa	4	1	25%



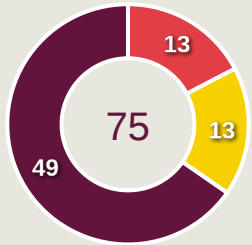
Movement to Receive

Movement Types by Phase

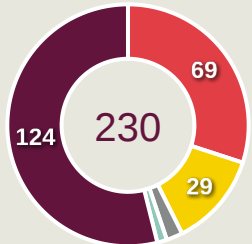
Final Third Phase



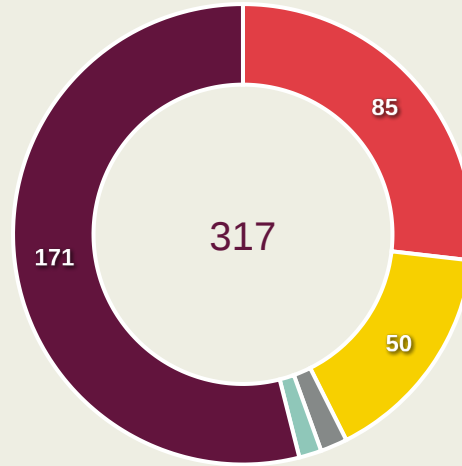
Progression Phase



Build Up Phase



All Movement Types

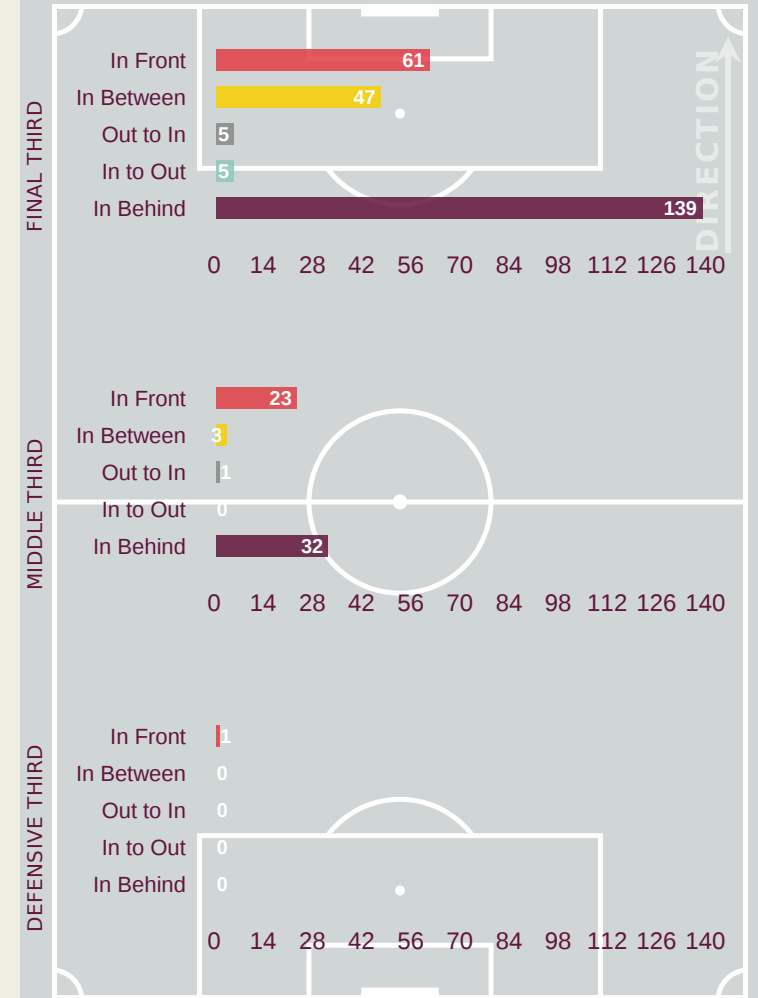


- In Front
- In Between
- Out to In
- In to Out
- In Behind

Top Ranked Players

Type	Player	Movements
In Front	20 ESTEVAO	23
In Between	19 LUIGHI	21
Out to In	9 KAUA ELIAS	2
In to Out	19 LUIGHI	3
In Behind	19 LUIGHI	79

Movement Types Pitch Third



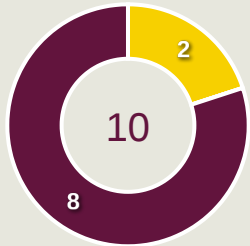
New Caledonia



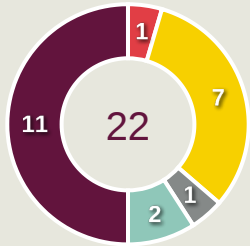
Movement to Receive

Movement Types by Phase

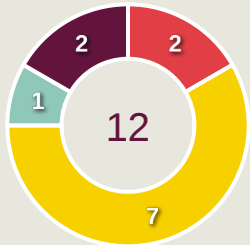
Final Third Phase



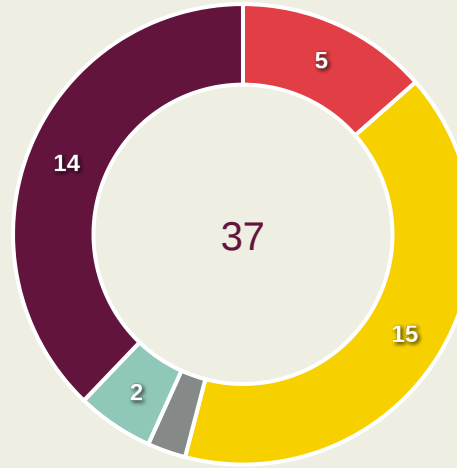
Progression Phase



Build Up Phase



All Movement Types

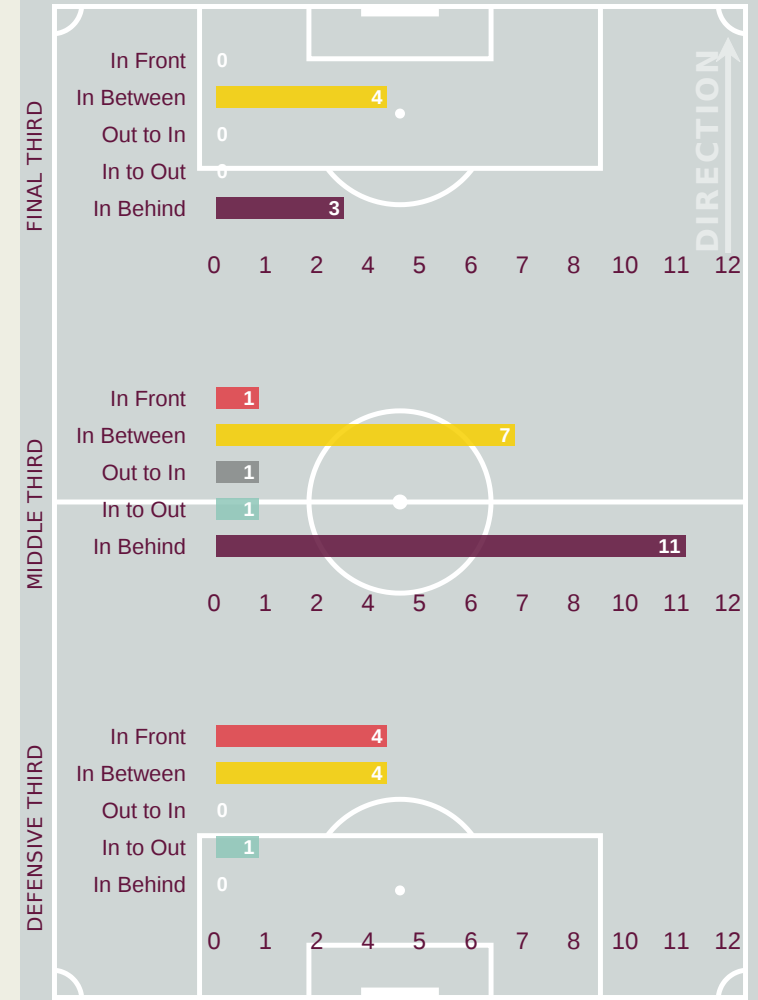


- In Front
- In Between
- Out to In
- In to Out
- In Behind

Top Ranked Players

Type	Player	Movements
In Front	12 UPA Jytrhim	2
In Between	12 UPA Jytrhim	8
Out to In	3 KUTRAN Baptiste	1
In to Out	11 SAIKO Jean-Yves	1
In Behind	9 ANGEXETINE Jean-Philippe	5

Movement Types Pitch Third



OUT OF POSSESSION



U-17 WORLD CUP
INDONESIA 2023



Brazil v New Caledonia





Defensive Actions

33

Forced Turnovers

18

Possession Regained

5

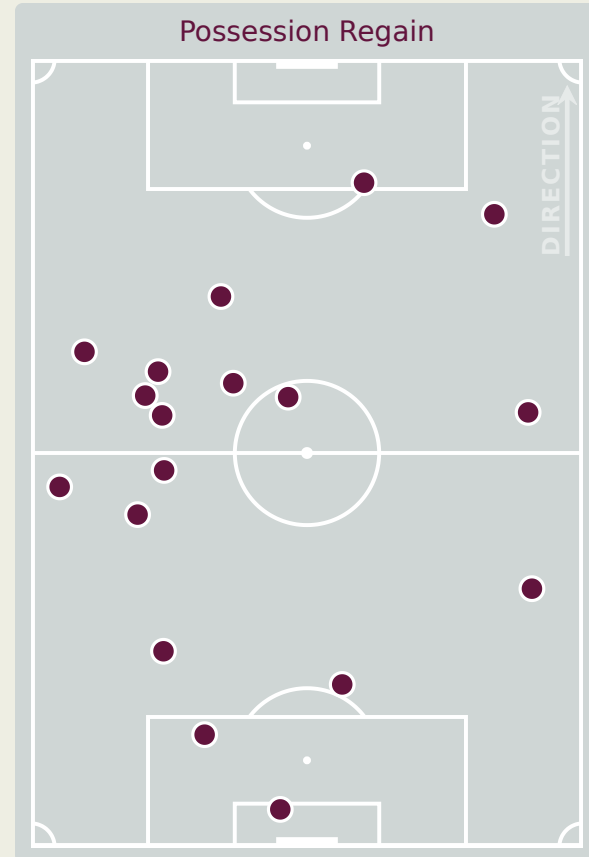
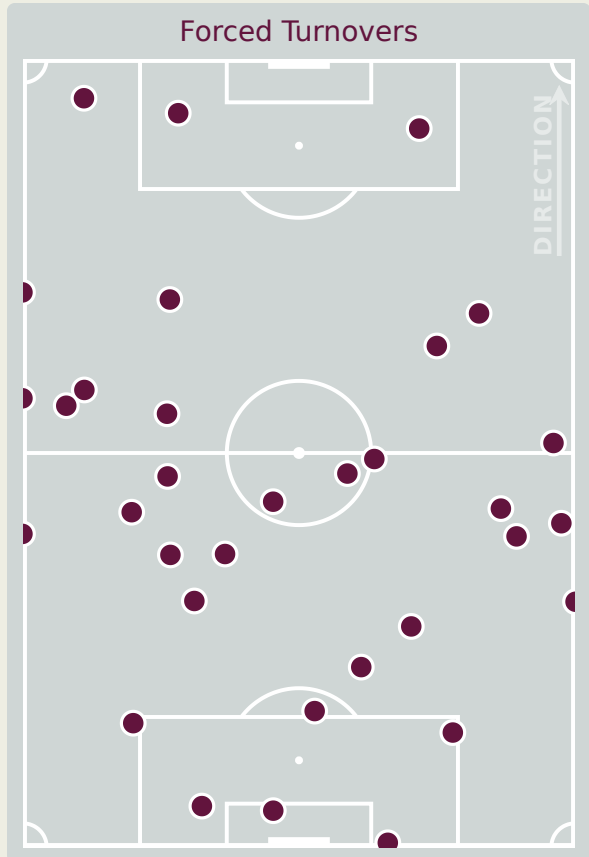
Interceptions

5

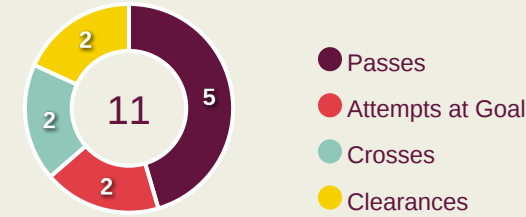
Tackles

13.61

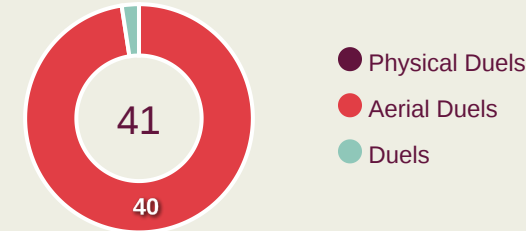
Possession Actions / Defensive Action



Blocks



Possession Contests



Most Possession Regains

5

JOAO HENRIQUE

LEFT BACK

#	Player	Total Possession Regains
12	MATHEUS CORREA	2
2	PEDRO LIMA	1
3	VITOR REIS	4
7	RAYAN	0
9	KAUA ELIAS	0
10	DUDU	1
14	JOAO VICTOR	3
16	JOAO HENRIQUE	5
18	SIDNEY	1
19	LUIGHI	0
20	ESTEVAO	0
5	GUILHERME BATISTA	0
6	SOUZA	0
11	LORRAN	0
15	MATHEUS FERREIRA	1
17	RIQUELME FILLIPI	0

New Caledonia



Defensive Actions

39

Forced Turnovers

35

Possession Regained

2

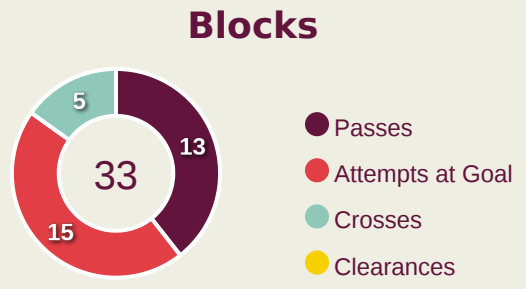
Interceptions

25

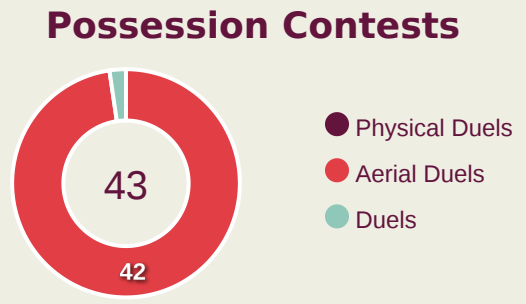
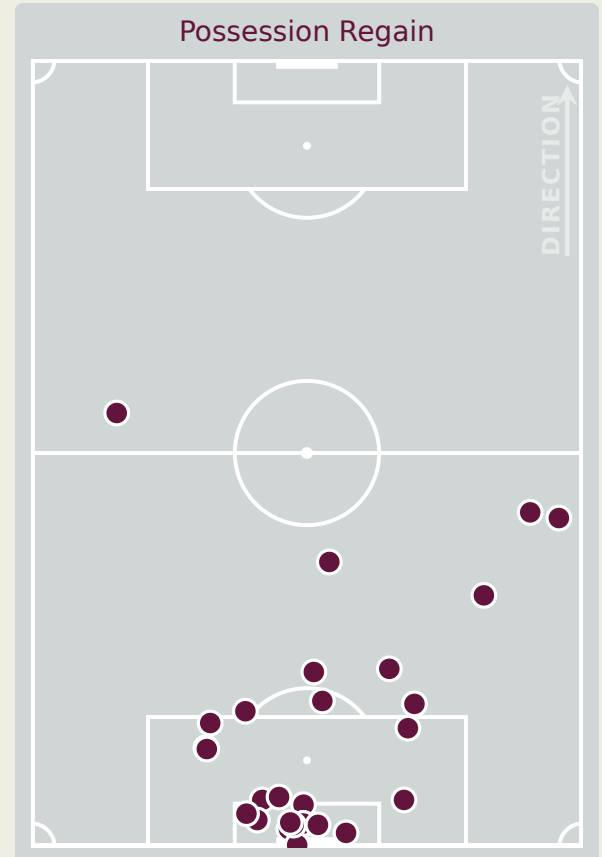
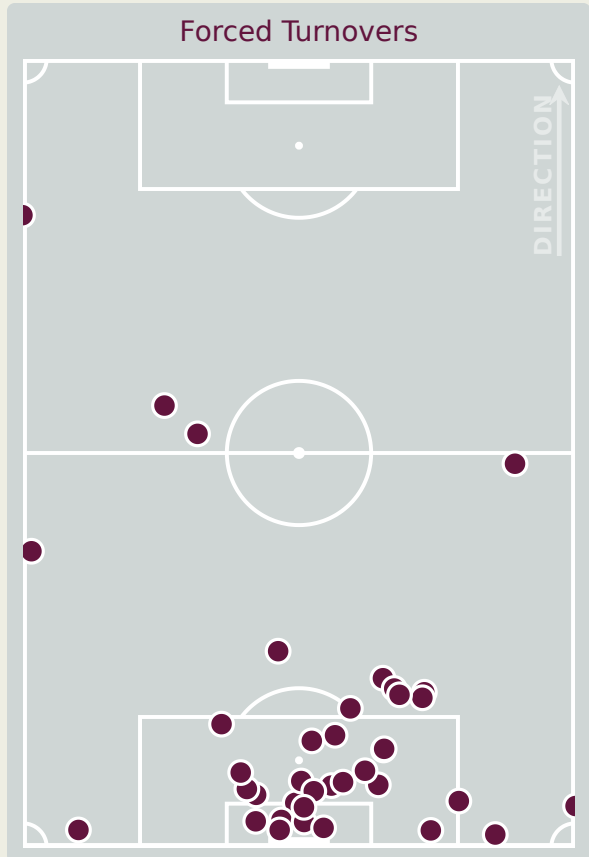
Tackles

0.67

Possession Actions / Defensive Action



#	Player	Total Possession Regains
21	KUTRAN Nicolas	14
2	HUNA Inine	2
3	KUTRAN Baptiste	0
4	DIKO Gregory	2
5	HANYE Wadria	6
6	HNAISSILIN Joseph	4
7	GOHOUBE Bayron	0
8	LEVY Anthony	2
11	SAIKO Jean-Yves	1
12	UPA Jytrhim	1
20	QAEZE Paul	1
9	ANGEXETINE Jean-Philippe	0
13	UE Simon	1
15	CAHMA David	0
17	RABAN--GRANGIER Mael	0
18	PAMANI Numa	1

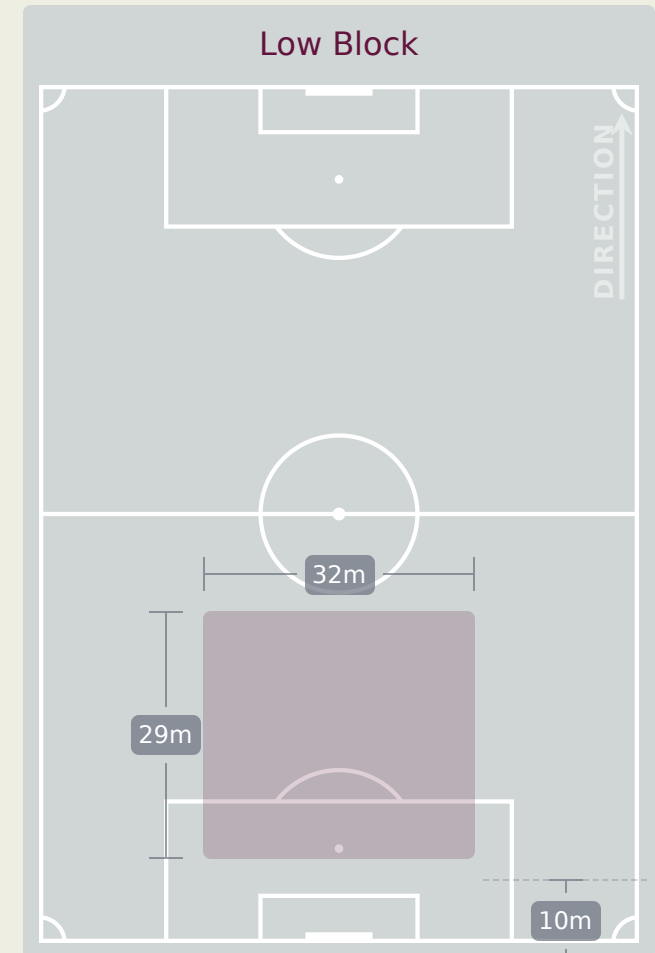
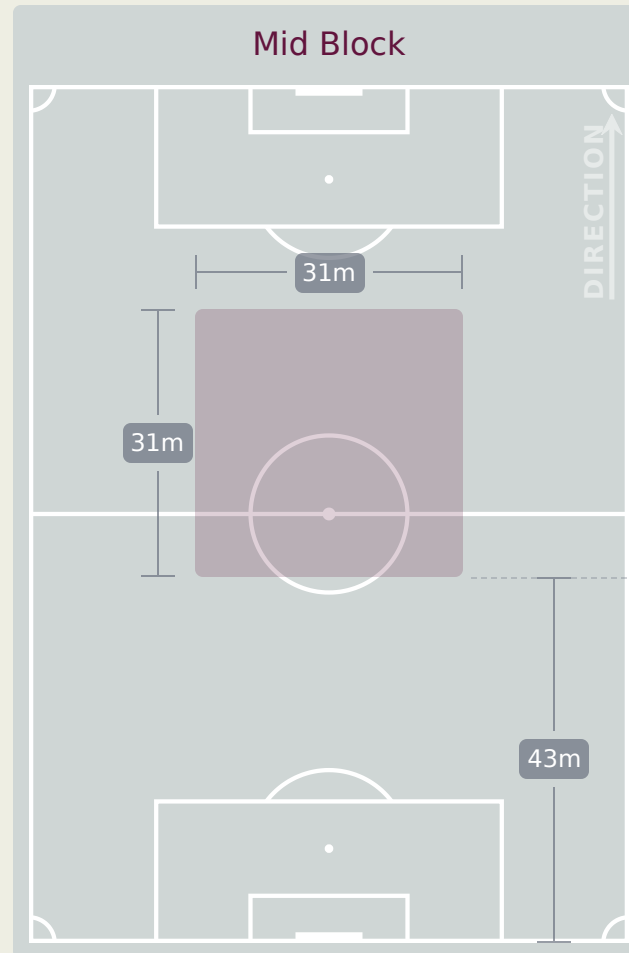
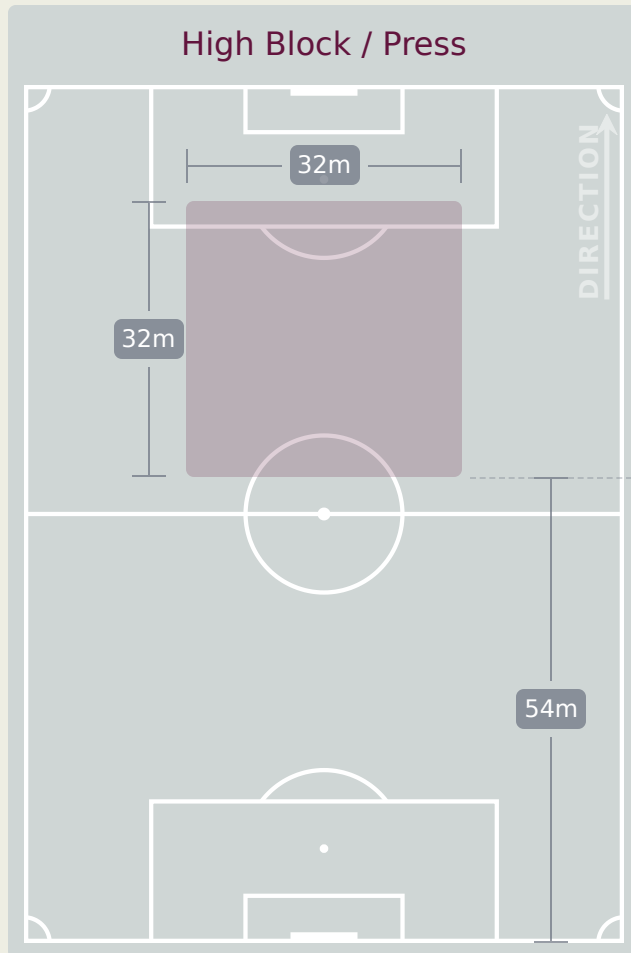


Most Possession Regains

14

KUTRAN Nicolas
GOALKEEPER

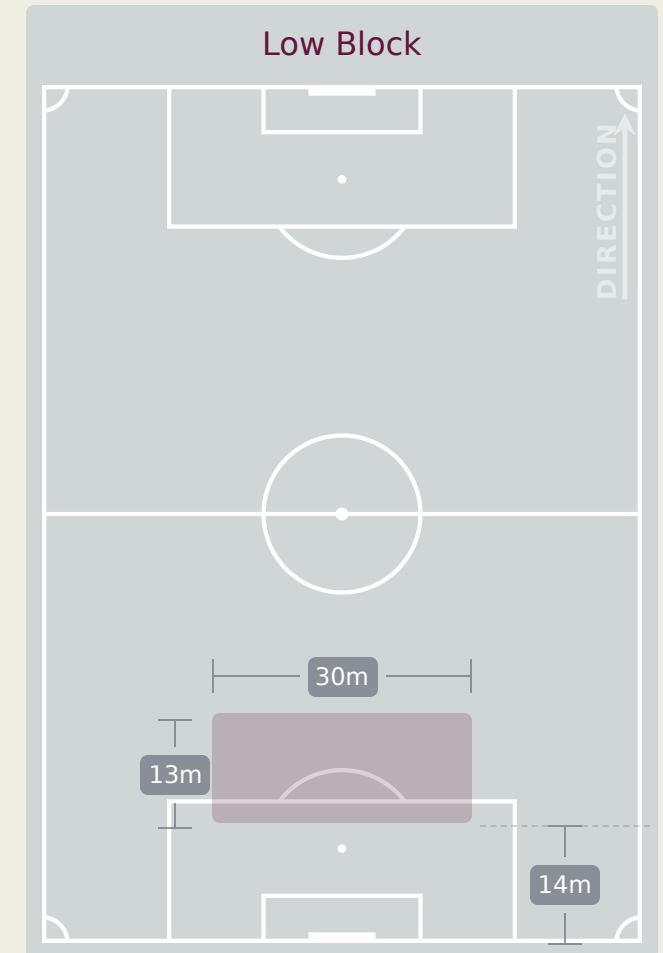
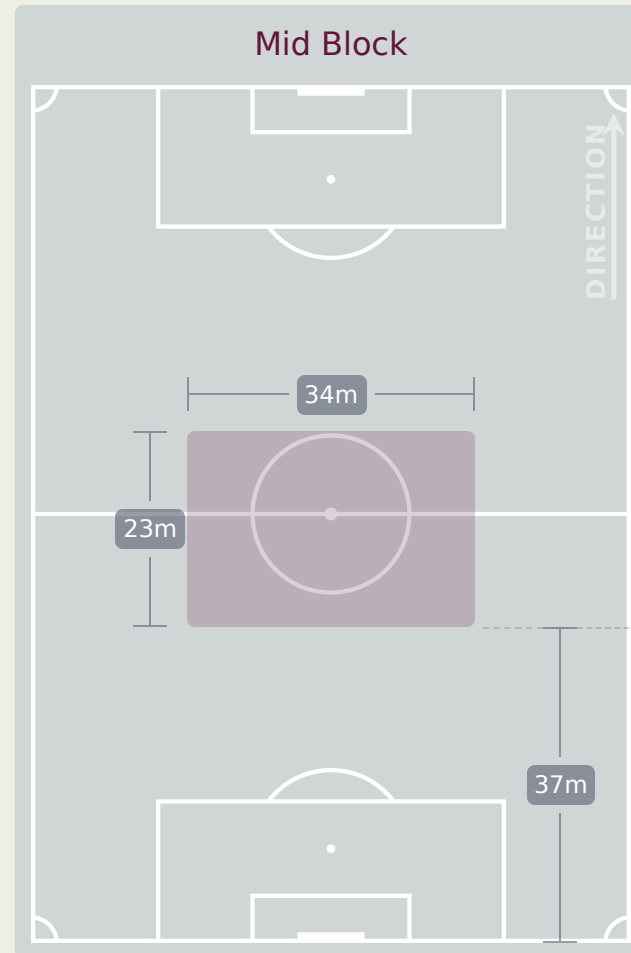
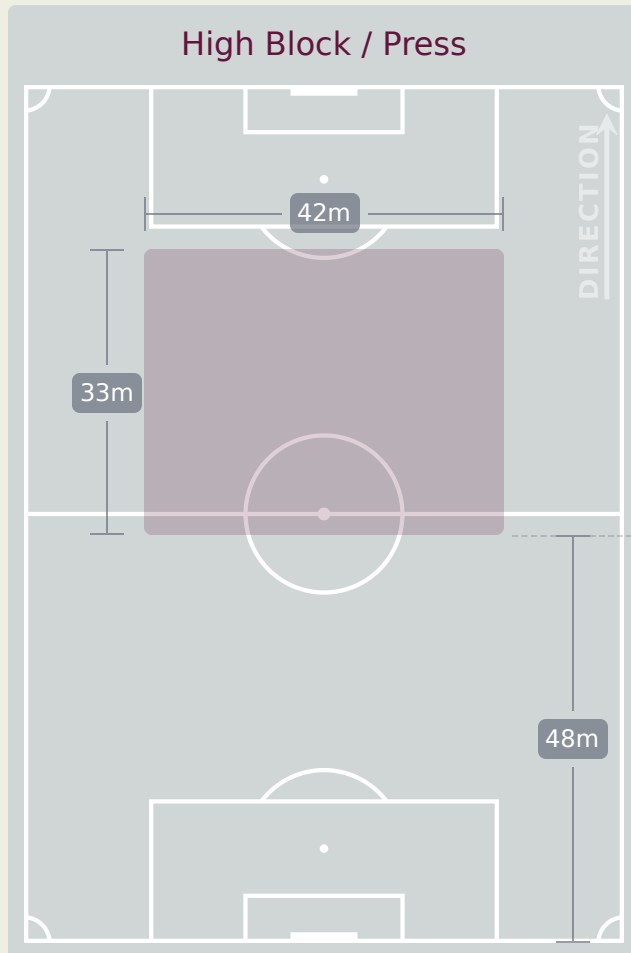
Defensive Line Height & Team Length



New Caledonia



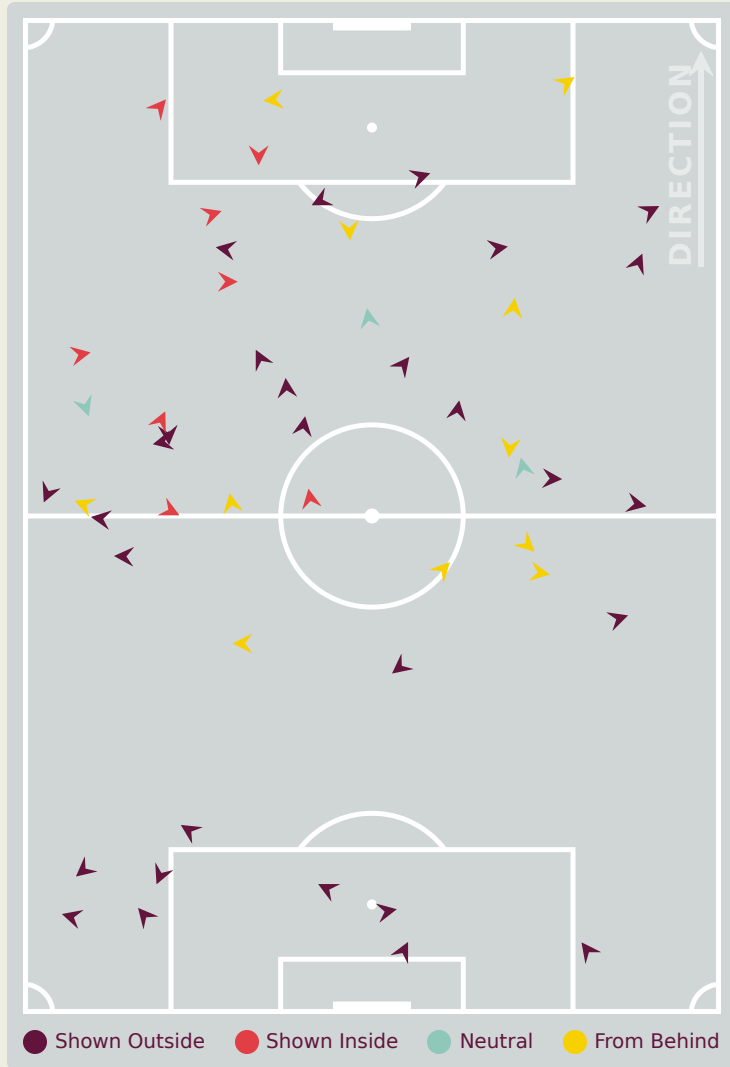
Defensive Line Height & Team Length



Defensive Pressure



Brazil



51	Total Pressures	178
11	Direct Pressures	32
1.37s	Avg Pressure Duration	1.17s
33	Forced Turnovers	39
5.72s	Ball Recovery Time	15.93s
16	Pushing on into Pressing	63
45	Pushing on	117
8	Pressing Direction Inside	26
29	Pressing Direction Outside	118

Most Direct Pressures

2

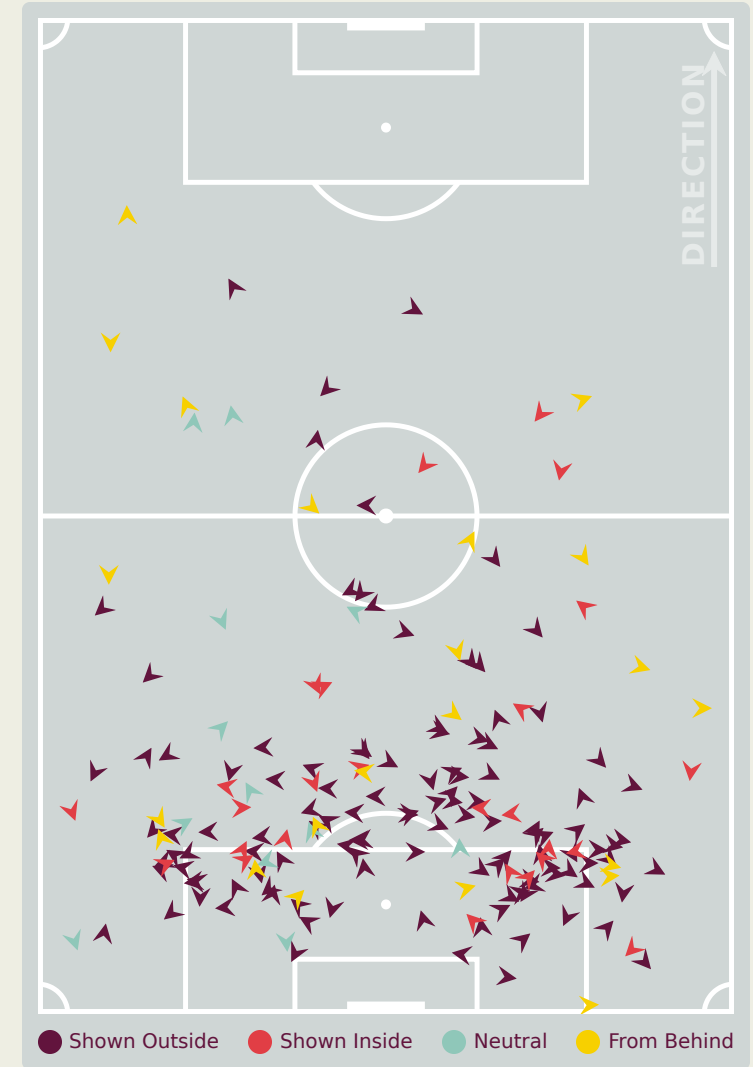
JOAO HENRIQUE
LEFT BACK

Most Direct Pressures

4

DIKO Gregory
LEFT BACK

New Caledonia



GOALKEEPING



Brazil v New Caledonia

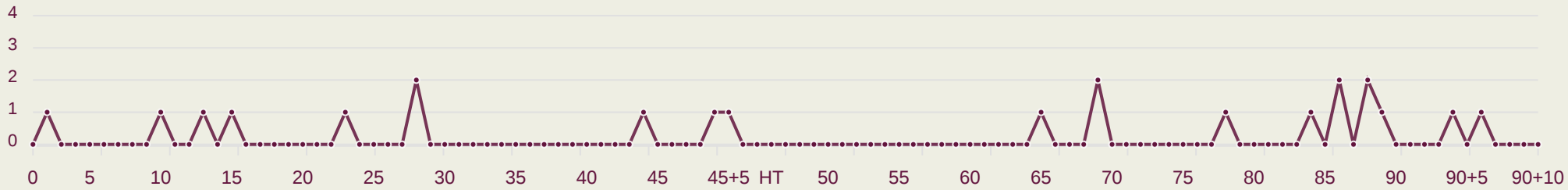


Goalkeeping Involvement



Brazil

Brazil GK Involvement Timeline

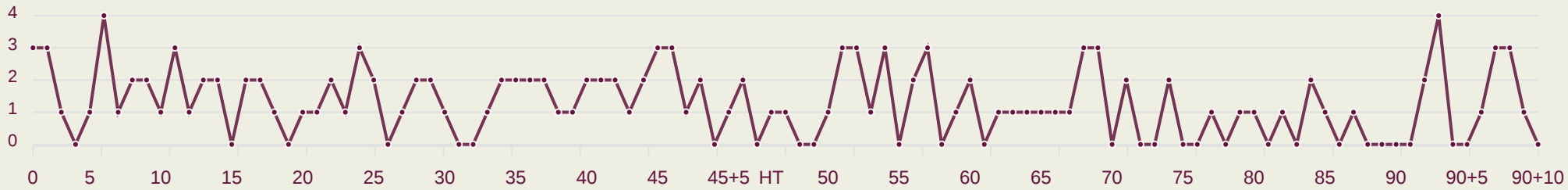


23
Total Involvements



New Caledonia

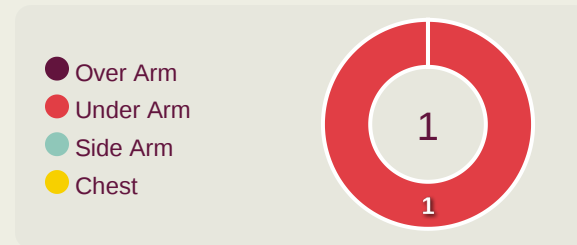
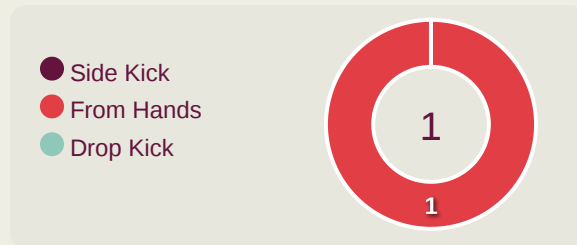
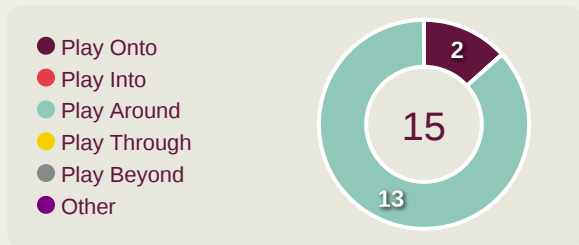
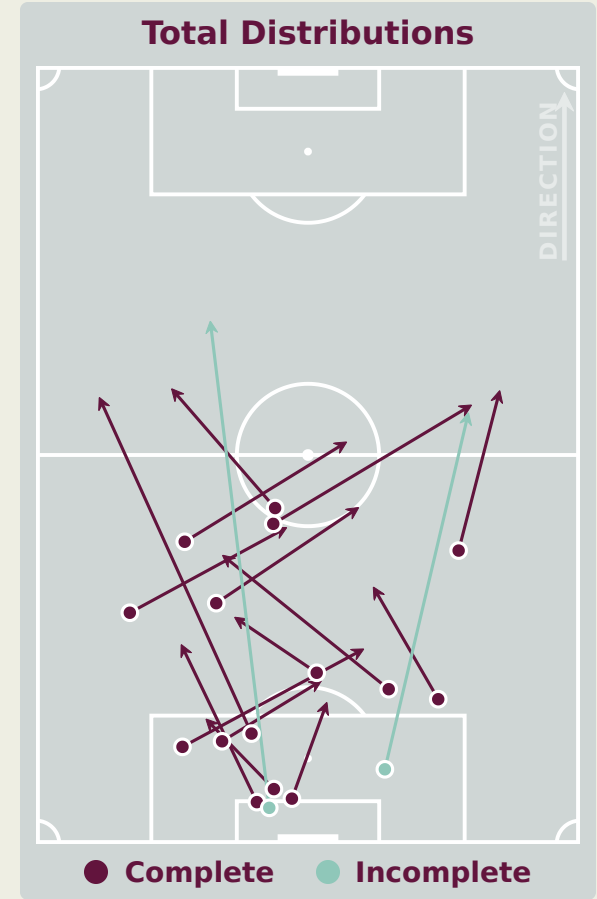
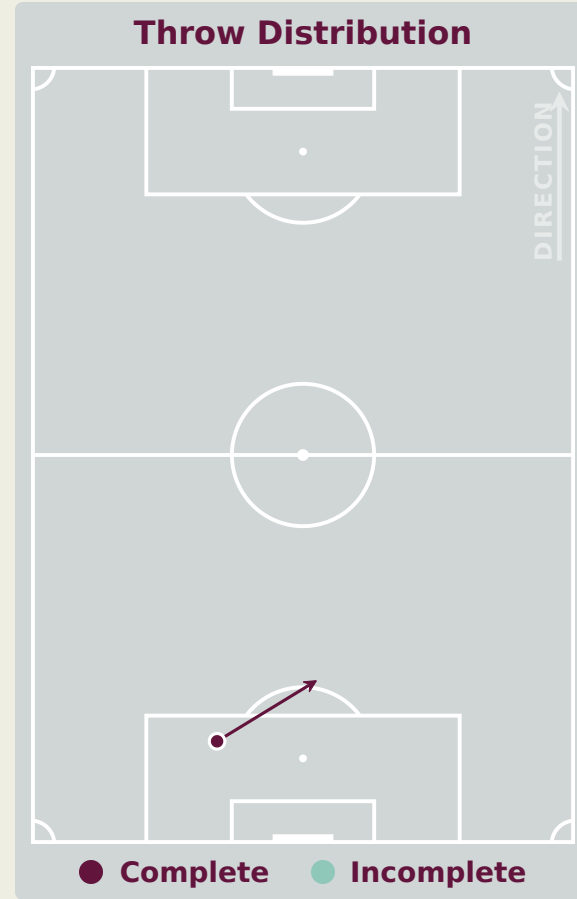
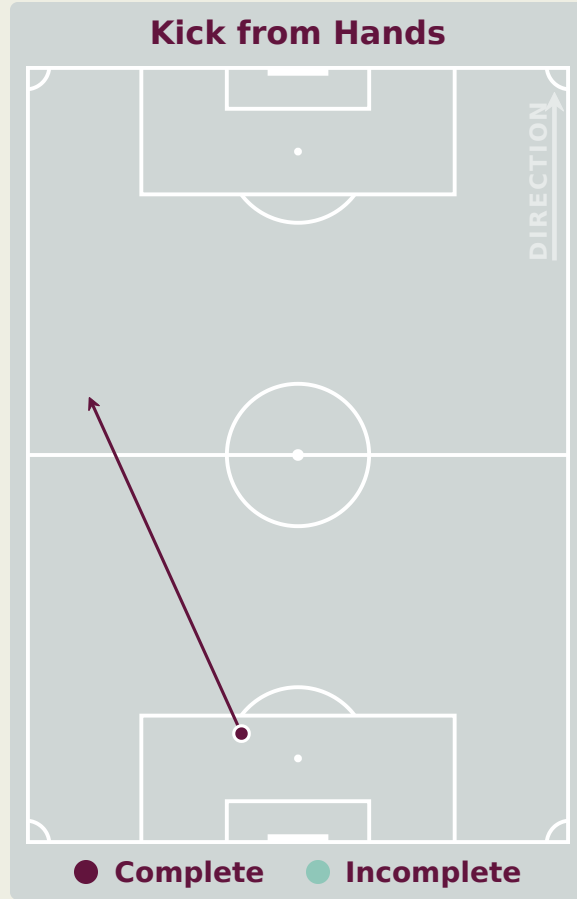
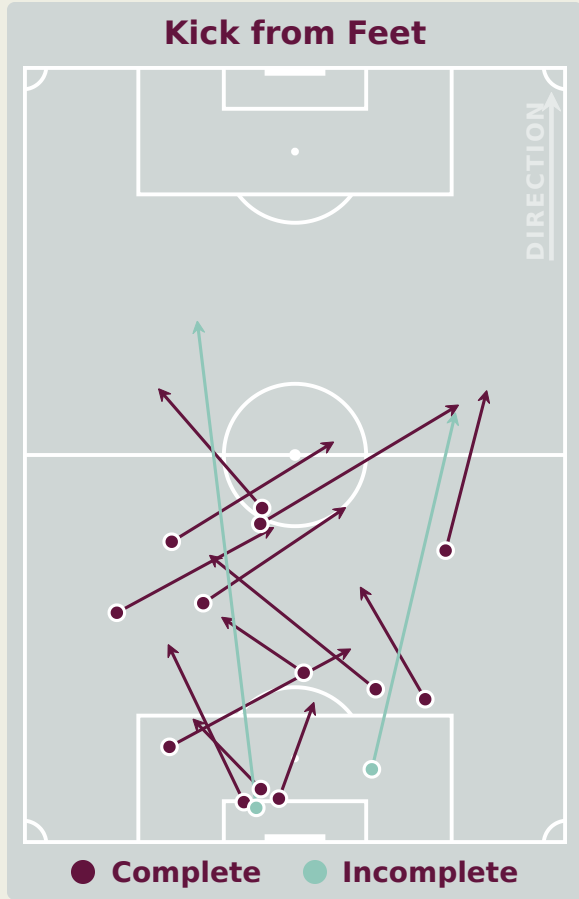
New Caledonia GK Involvement Timeline



139
Total Involvements

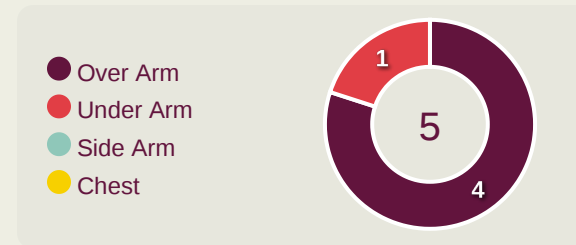
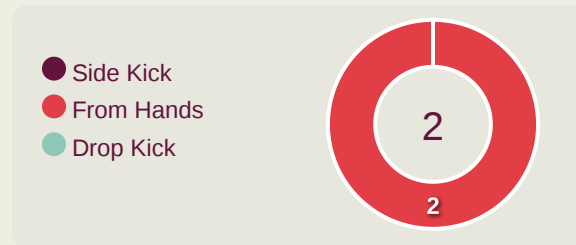
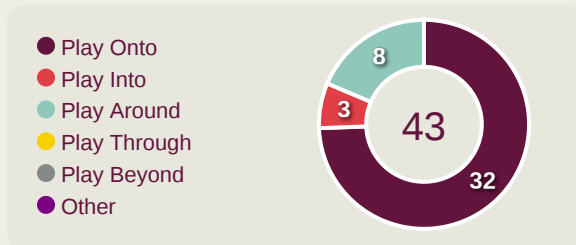
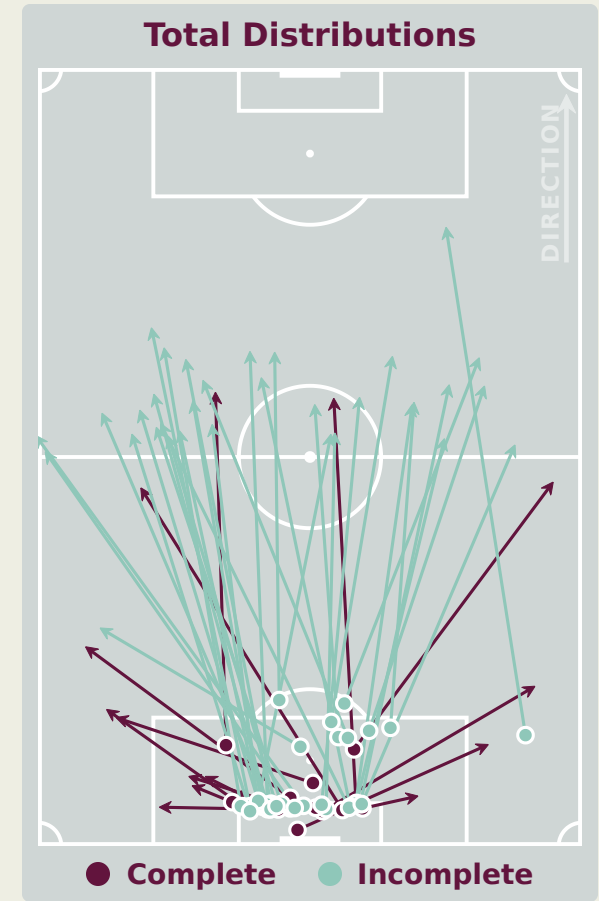
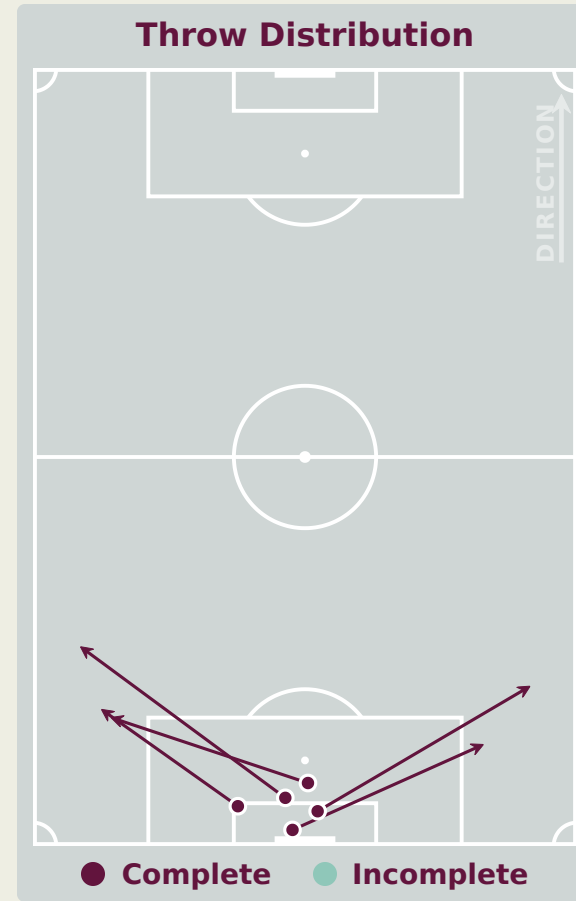
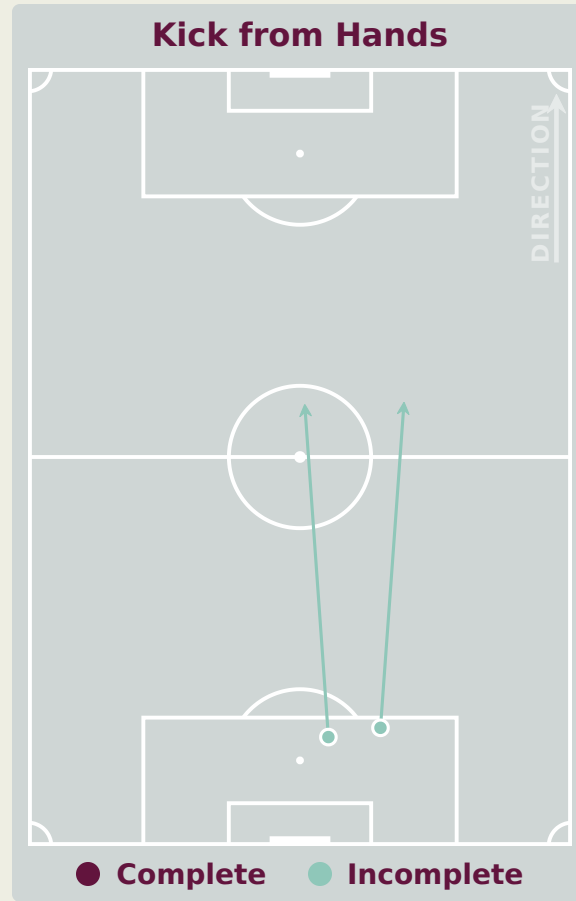
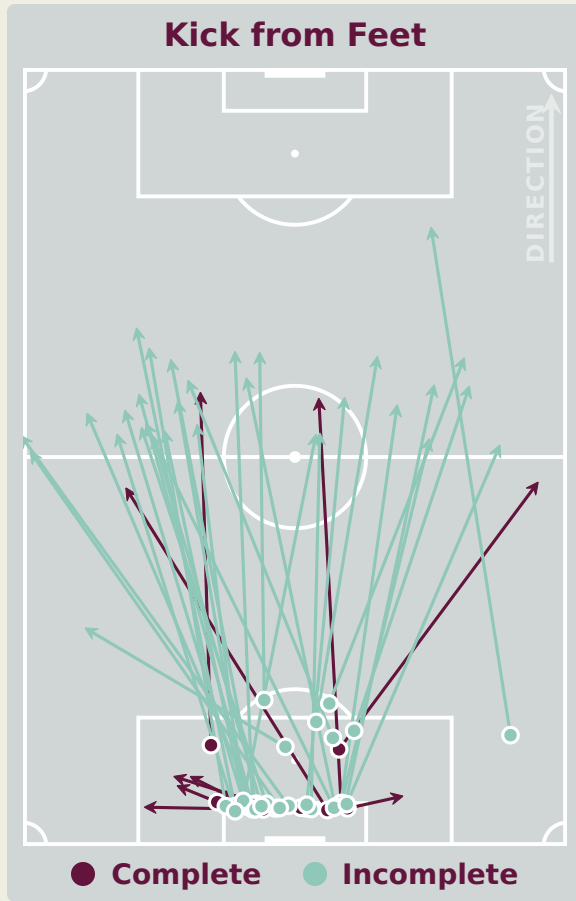


Goalkeeping Distribution



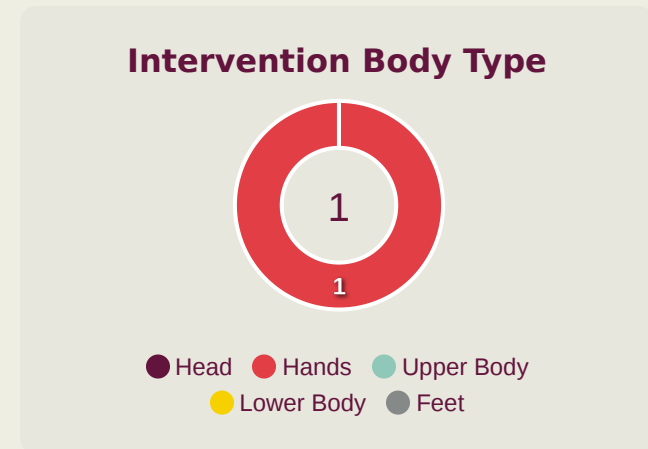
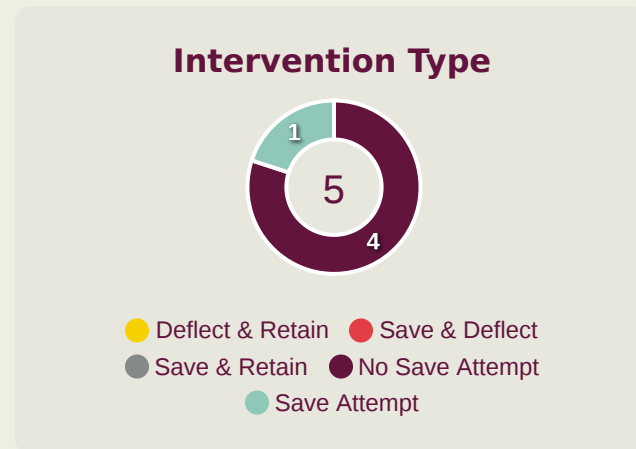
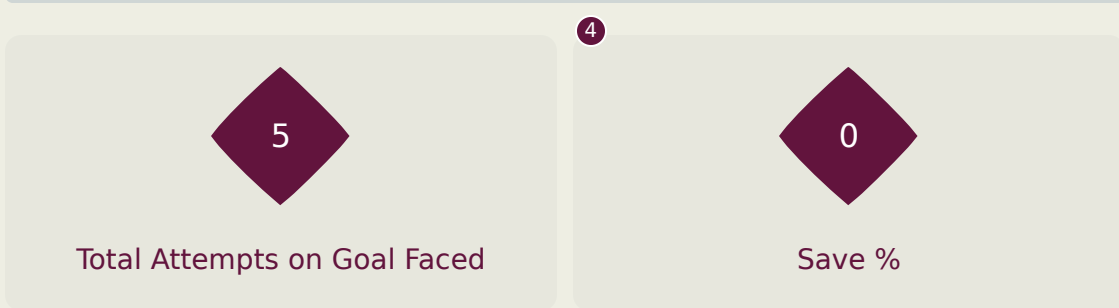
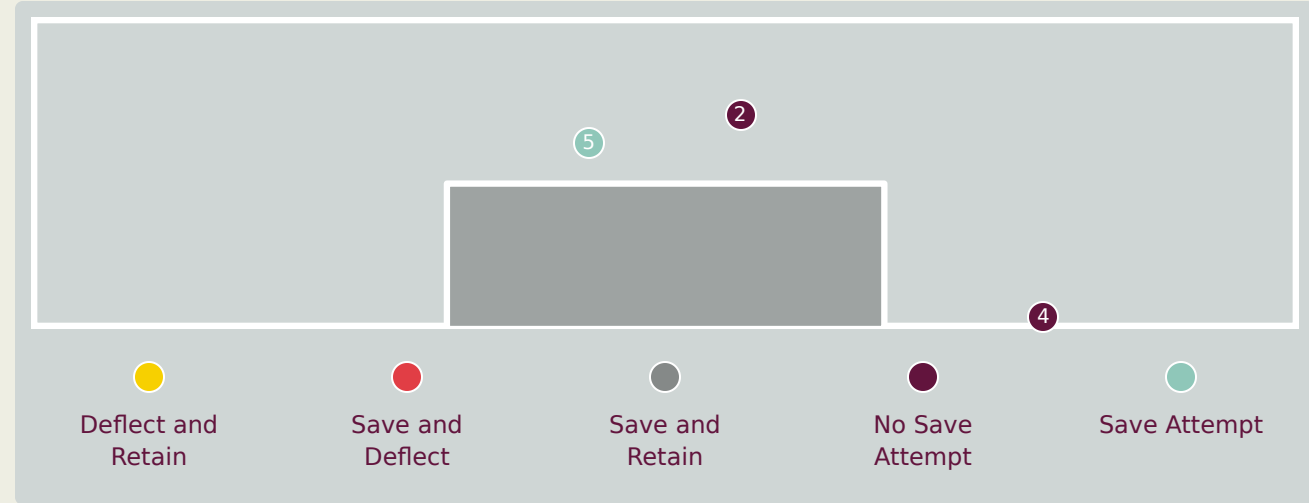
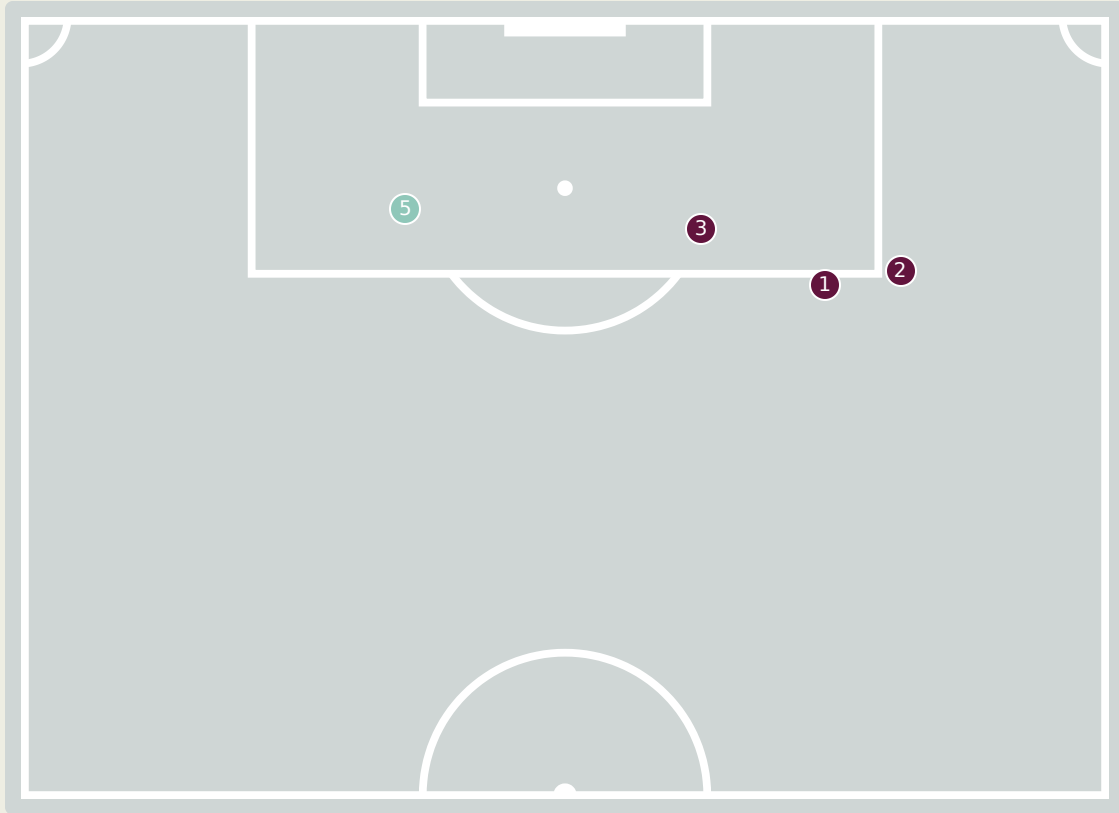
Goalkeeping Distribution

New Caledonia





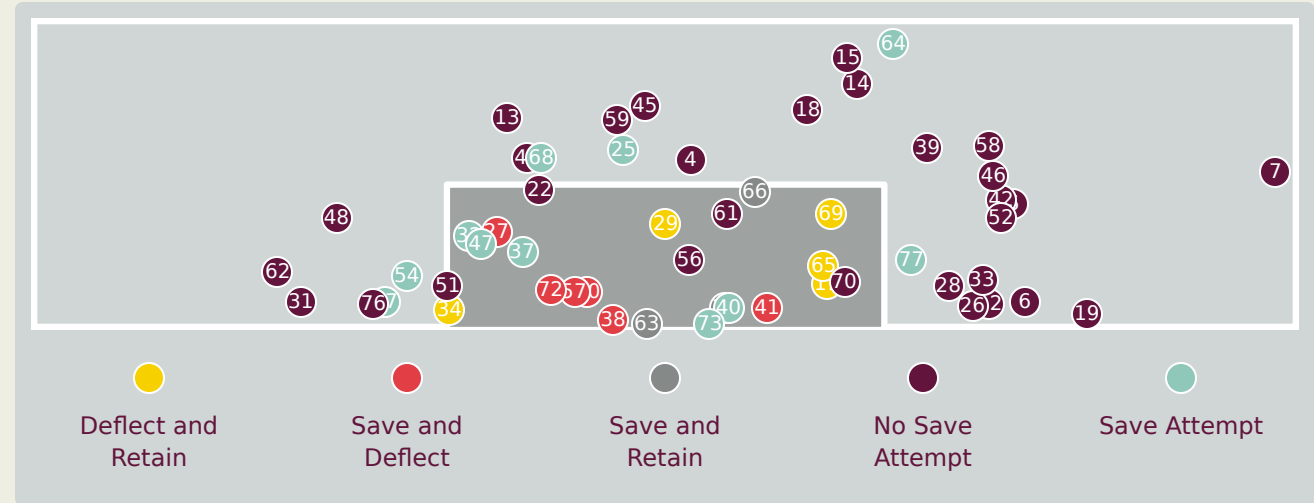
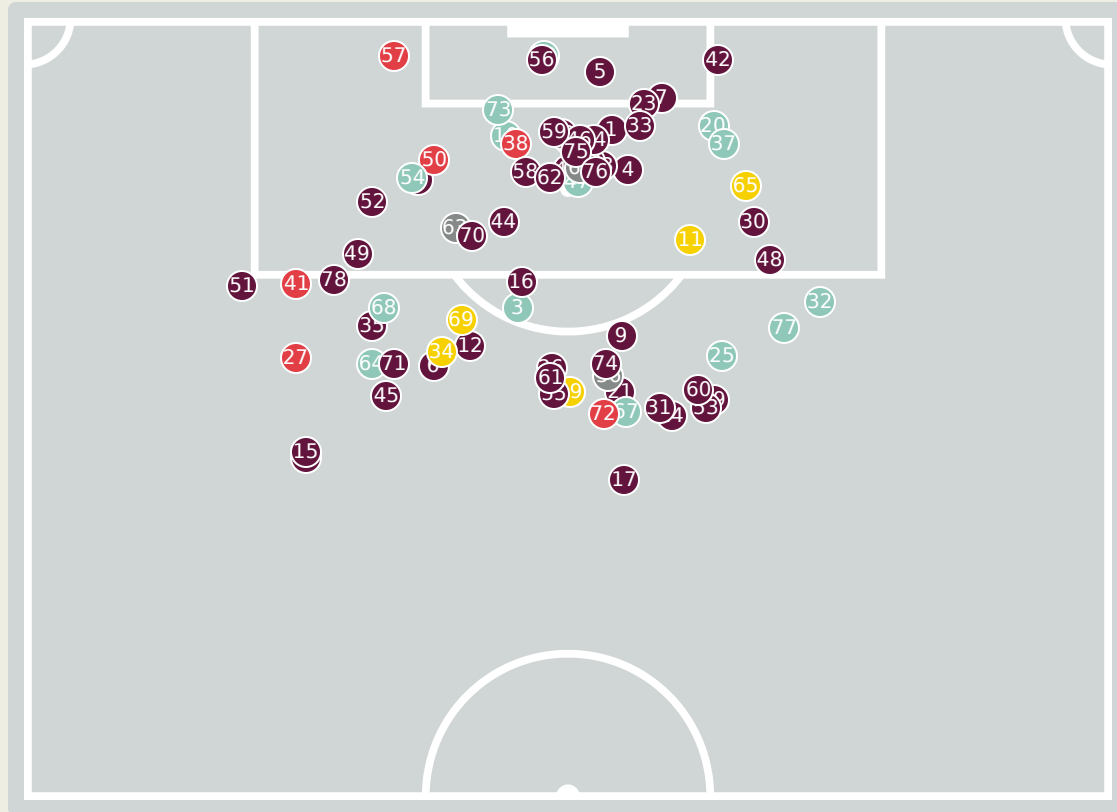
Goal Prevention



Total Attempts on Goal Faced	Total Goal Interventions	Save & Retain	Deflect & Retain	Save & Deflect	Save Attempt	No Save Attempt
5	0	0	0	0	1	4

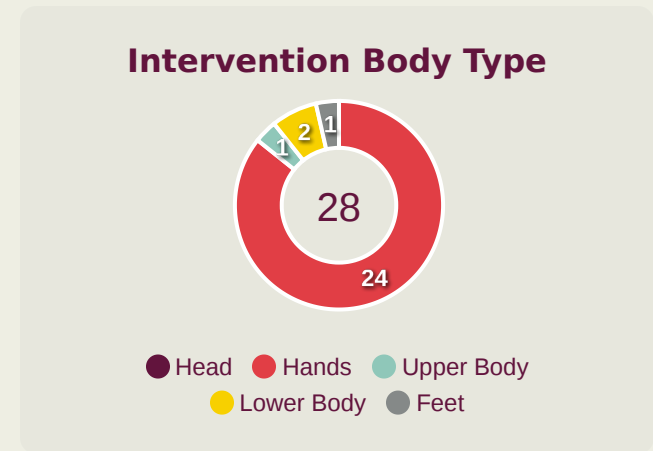
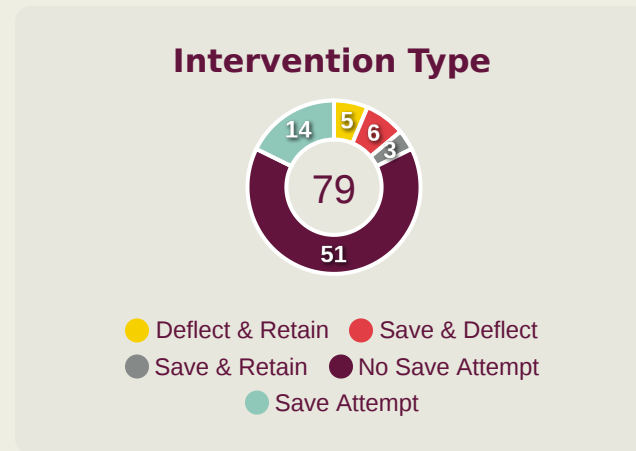
Goal Prevention

New Caledonia



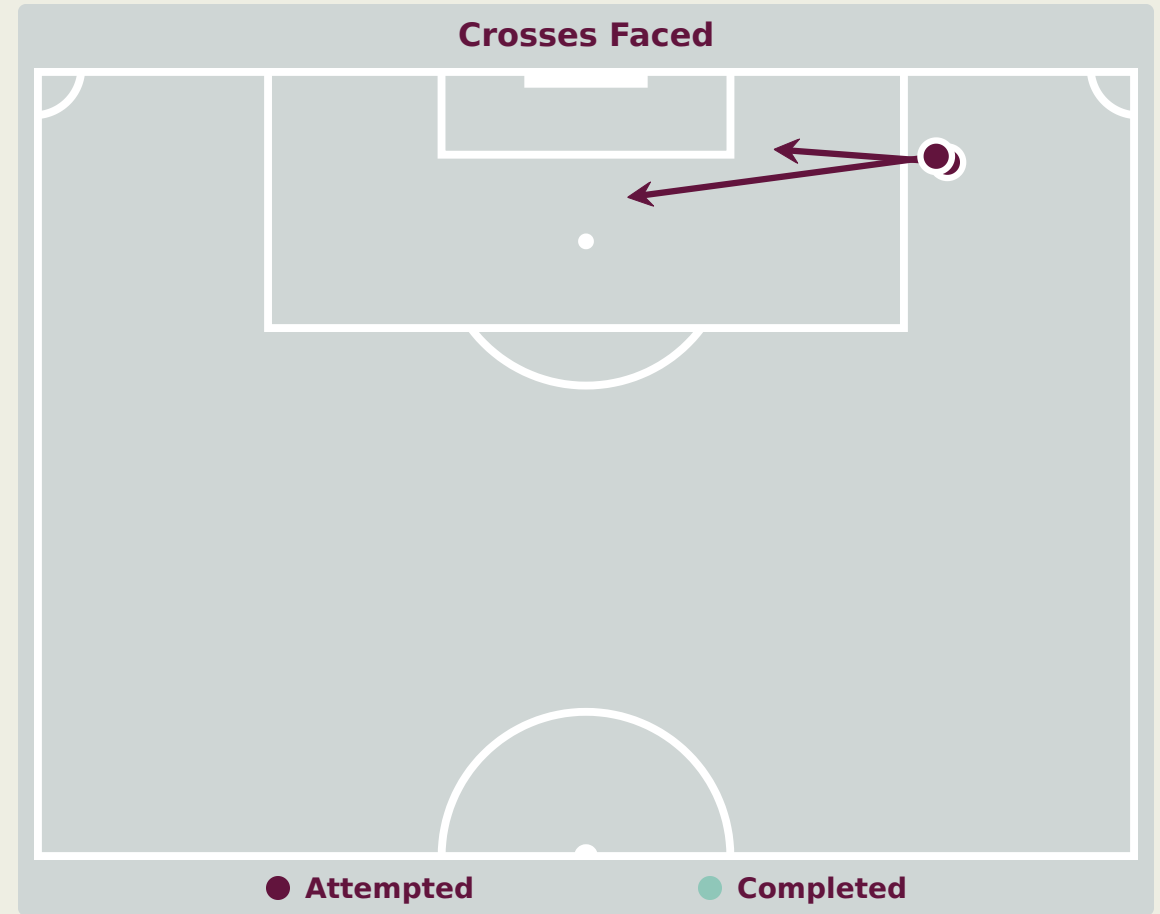
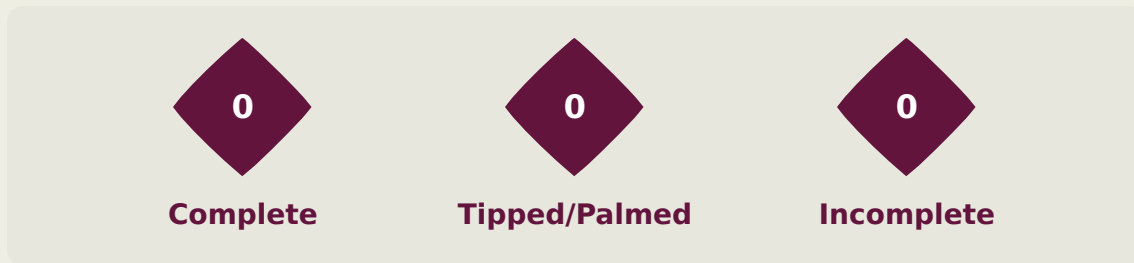
79
Total Attempts on Goal Faced

61
Save %



Total Attempts on Goal Faced	Total Goal Interventions	Save & Retain	Deflect & Retain	Save & Deflect	Save Attempt	No Save Attempt
79	9	3	0	6	14	51

Aerial Control

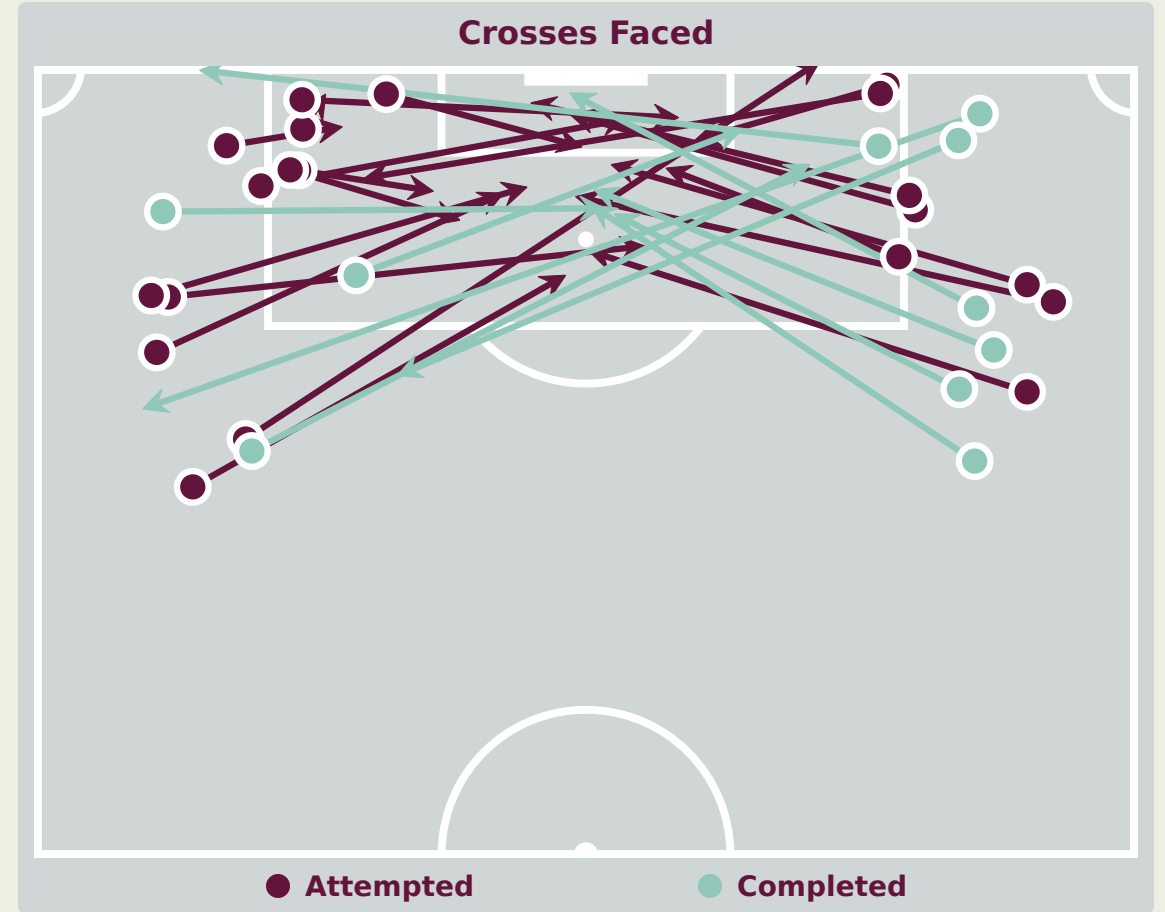



Delivery Types Faced

Total	In Swing	Out Swing	Driven	Lofted	Cutback	Push
2	0	0	1	0	0	1

Aerial Control

New Caledonia



Delivery Types Faced

Total	In Swing	Out Swing	Driven	Lofted	Cutback	Push
46	11	13	2	14	2	4

SET PLAYS



Brazil v New Caledonia



Set Plays - Corners




53
Total Set Plays

2
Total Free Kicks

1
Total Penalties

19
Total Corners

31
Total Throw Ins



Delivery Type	From Left Side	From Right Side	Total
Direct to Area	8	7	15
Short	3	1	4
Edge of Penalty Area	0	0	0

Delivery Style	Total
Inswing	8
Outswing	7
Driven	0

Free Kicks	
Type	Total
Direct	2
Direct (on target)	0
Direct (off target)	0
Indirect	0

First Contacts on Brazil Crosses

13 By Brazil

6 By New Caledonia

Top 5 Player First Contacts		
Player	Team	Total
JOAO VICTOR	Brazil	4
VITOR REIS	Brazil	2
KAUA ELIAS	Brazil	2
GUILHERME BATISTA	Brazil	2
KUTRAN Nicolas	New Caledonia	2

Set Plays - Corners

17

Total Set Plays

7

Total Free Kicks

0

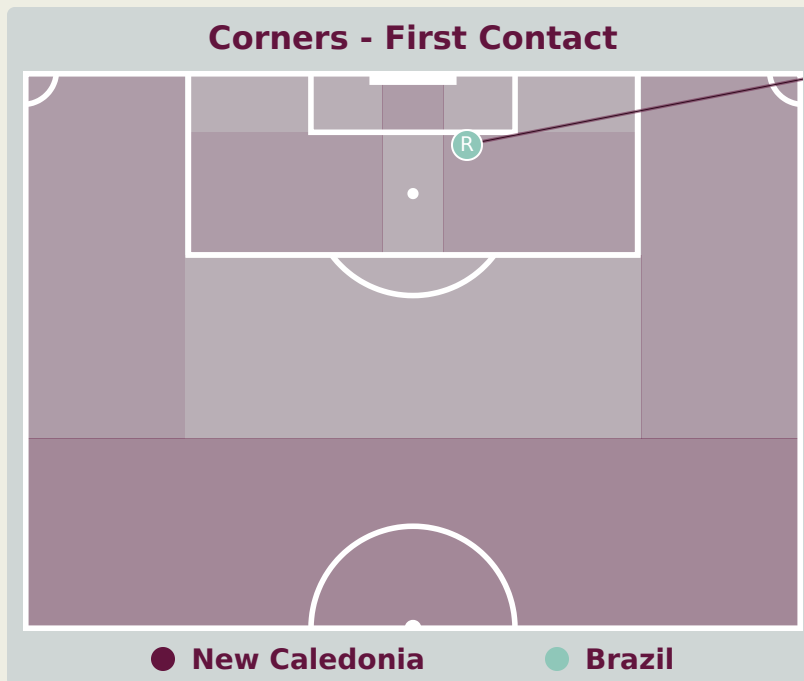
Total Penalties

1

Total Corners

9

Total Throw Ins



New Caledonia



Delivery Type	From Left Side	From Right Side	Total
Direct to Area	0	0	0
Short	0	1	1
Edge of Penalty Area	0	0	0

Delivery Style	Total
Inswing	0
Outswing	0
Driven	0

Free Kicks	
Type	Total
Direct	6
Direct (on target)	0
Direct (off target)	0
Indirect	1

First Contacts on New Caledonia Crosses

0

By New Caledonia

1

By Brazil

Top 5 Player First Contacts		
Player	Team	Total
VITOR REIS	Brazil	1

INDIVIDUAL DATA IN POSSESSION



Brazil v New Caledonia



Brazil



In Possession - Distributions

#	Player	Passes Attempted	Passes Completed	Pass Completion %	Switches of Play	Crosses Attempted	Crosses Completed	Line Breaks Attempted	Line Breaks Completed	Line Break Completion %	Ball Progressions	Take Ons	Step Ins	Attempts at Goal	Goals
12	MATHEUS CORREA	17	15	88%	0	0	0	3	1	33%	0	0	0	0	0
2	PEDRO LIMA	47	44	94%	0	5	2	10	9	90%	2	1	1	3	0
3	VITOR REIS	74	68	92%	0	0	0	13	10	76%	0	0	0	7	1
7	RAYAN	28	23	82%	0	3	0	7	4	57%	1	0	1	8	2
9	KAUA ELIAS	12	9	75%	0	1	1	4	3	75%	2	2	0	16	3
10	DUDU	26	25	96%	0	3	3	6	6	100%	0	0	0	4	0
14	JOAO VICTOR	61	60	98%	0	0	0	9	8	88%	0	0	0	5	1
16	JOAO HENRIQUE	51	49	96%	0	5	2	13	12	92%	0	0	0	5	0
18	SIDNEY	46	42	91%	0	0	0	12	9	75%	0	0	0	5	0
19	LUIGHI	21	14	67%	0	5	1	8	5	62%	0	0	0	9	1
20	ESTEVAO	36	34	94%	0	9	8	13	12	92%	4	3	1	6	1
5	GUILHERME BATISTA	23	17	74%	0	1	0	6	4	66%	0	0	0	2	0
6	SOUZA	21	20	95%	0	5	1	6	5	83%	2	1	1	0	0
11	LORRAN	16	11	69%	0	6	2	9	3	33%	2	1	1	4	0
15	MATHEUS FERREIRA	34	33	97%	0	0	0	9	8	88%	1	0	1	1	0
17	RIQUELME FILLIPI	14	14	100%	0	3	1	8	8	100%	2	0	2	3	0



In Possession - Offers & Receptions

			Offer movement types						
#	Player	Total Offers	In Front	In Between	Out to In	In to Out	In Behind	No Movement	Offers Received
12	MATHEUS CORREA	0	0	0	0	0	0	0	0
2	PEDRO LIMA	38	3	1	0	0	17	17	12
3	VITOR REIS	8	2	0	0	0	0	6	8
7	RAYAN	19	2	2	0	0	13	2	6
9	KAUA ELIAS	35	2	8	2	1	19	3	8
10	DUDU	27	9	2	0	0	2	14	9
14	JOAO VICTOR	2	0	0	0	0	0	2	1
16	JOAO HENRIQUE	27	3	1	0	0	11	12	6
18	SIDNEY	39	8	0	1	0	1	29	19
19	LUIGHI	118	5	21	1	3	79	9	15
20	ESTEVAO	54	23	9	1	0	5	16	26
5	GUILHERME BATISTA	20	10	1	0	0	1	8	12
6	SOUZA	13	0	0	0	0	10	3	5
11	LORRAN	24	10	2	0	0	3	9	10
15	MATHEUS FERREIRA	29	4	0	0	0	1	24	16
17	RIQUELME FILLIPI	29	4	3	1	1	9	11	9

In Possession - Distributions

New Caledonia



#	Player	Passes Attempted	Passes Completed	Pass Completion %	Switches of Play	Crosses Attempted	Crosses Completed	Line Breaks Attempted	Line Breaks Completed	Line Break Completion %	Ball Progressions	Take Ons	Step Ins	Attempts at Goal	Goals
21	KUTRAN Nicolas	50	17	34%	0	0	0	36	5	13%	0	0	0	0	0
2	HUNA Inine	4	1	25%	0	0	0	2	0	0%	1	1	0	0	0
3	KUTRAN Baptiste	9	6	67%	0	1	0	1	0	0%	0	0	0	0	0
4	DIKO Gregory	15	8	53%	0	0	0	11	7	63%	1	0	1	2	0
5	HANYE Wadria	4	2	50%	0	0	0	3	1	33%	0	0	0	0	0
6	HNAISSILIN Joseph	11	3	27%	0	0	0	9	2	22%	0	0	0	0	0
7	GOHOUBE Bayron	8	4	50%	0	0	0	4	2	50%	0	0	0	0	0
8	LEVY Anthony	1	1	100%	0	0	0	0	0	0%	0	0	0	0	0
11	SAIKO Jean-Yves	4	1	25%	0	0	0	0	0	0%	0	0	0	0	0
12	UPA Jytrhim	13	7	54%	0	0	0	7	2	28%	0	0	0	0	0
20	QAEZE Paul	17	9	53%	0	0	0	5	1	20%	1	0	1	2	0
9	ANGEXETINE Jean-Philippe	6	5	83%	0	0	0	2	1	50%	0	0	0	1	0
13	UE Simon	6	4	67%	0	1	0	2	1	50%	1	1	0	0	0
15	CAHMA David	2	1	50%	0	0	0	1	1	100%	0	0	0	0	0
17	RABAN--GRANGIER Mael	1	0	0%	0	0	0	1	0	0%	0	0	0	0	0
18	PAMANI Numa	6	3	50%	0	0	0	1	0	0%	0	0	0	0	0

New Caledonia



In Possession - Offers & Receptions

			Offer movement types						
#	Player	Total Offers	In Front	In Between	Out to In	In to Out	In Behind	No Movement	Offers Received
21	KUTRAN Nicolas	0	0	0	0	0	0	0	0
2	HUNA Inine	1	0	1	0	0	0	0	0
3	KUTRAN Baptiste	6	0	1	1	0	1	3	1
4	DIKO Gregory	0	0	0	0	0	0	0	0
5	HANYE Wadria	1	0	1	0	0	0	0	1
6	HNAISSILIN Joseph	2	1	0	0	0	0	1	0
7	GOHOUBE Bayron	2	0	0	0	0	1	1	1
8	LEVY Anthony	1	0	1	0	0	0	0	0
11	SAIKO Jean-Yves	5	0	2	0	1	1	1	0
12	UPA Jytrhim	14	2	8	0	1	1	2	5
20	QAEZE Paul	8	1	0	0	0	2	5	1
9	ANGEXETINE Jean-Philippe	6	0	1	0	0	5	0	3
13	UE Simon	1	0	0	0	0	1	0	0
15	CAHMA David	2	0	0	0	0	1	1	0
17	RABAN--GRANGIER Mael	1	0	0	0	0	0	1	0
18	PAMANI Numa	4	1	0	0	0	1	2	1

INDIVIDUAL DATA OUT OF POSSESSION



Brazil v New Caledonia



Out of Possession



#	Player	Tackles Made / Won	Blocks	Interceptions	Pressing Direct	Pressing Indirect	Duels Won - Aerial	Duels Won - Physical	Possession Contests won	Clearances	Loose Ball Receptions	Pushing On	Pushing On into Pressing	Possession Regains	Possession Interrupted
12	MATHEUS CORREA	0 / 0	0	0	0	0	0	0	0	0	11	0	0	2	0
2	PEDRO LIMA	1 / 0	0	0	1	2	1	0	1	5	14	7	0	1	5
3	VITOR REIS	0 / 0	1	1	1	0	5	0	5	6	19	0	0	4	4
7	RAYAN	0 / 0	0	0	0	0	3	0	3	0	4	2	0	0	0
9	KAUA ELIAS	0 / 0	0	0	0	6	1	0	1	0	2	1	0	0	0
10	DUDU	1 / 0	1	1	0	1	2	0	2	0	5	1	0	1	1
14	JOAO VICTOR	0 / 0	1	0	0	1	4	0	4	8	11	1	1	3	5
16	JOAO HENRIQUE	1 / 0	2	0	2	2	6	0	6	1	6	2	1	5	1
18	SIDNEY	1 / 0	0	1	1	2	1	0	1	0	6	4	2	1	0
19	LUIGHI	0 / 0	1	0	0	4	2	0	2	0	1	4	1	0	1
20	ESTEVAO	0 / 0	2	0	0	2	0	0	0	0	3	2	2	0	1
5	GUILHERME BATISTA	0 / 0	0	0	1	8	0	0	0	0	3	4	1	0	0
6	SOUZA	0 / 0	1	0	0	2	1	0	1	0	4	4	2	0	0
11	LORRAN	0 / 0	0	0	1	4	1	0	1	0	6	4	2	0	0
15	MATHEUS FERREIRA	0 / 0	2	2	2	1	0	0	0	0	1	5	1	1	0
17	RIQUELME FILLIPI	1 / 0	0	0	2	5	1	0	1	0	3	4	3	0	0

New Caledonia



Out of Possession

#	Player	Tackles Made / Won	Blocks	Interceptions	Pressing Direct	Pressing Indirect	Duels Won - Aerial	Duels Won - Physical	Possession Contests won	Clearances	Loose Ball Receptions	Pushing On	Pushing On into Pressing	Possession Regains	Possession Interrupted
21	KUTRAN Nicolas	0 / 0	0	0	0	0	0	0	0	2	0	0	0	14	0
2	HUNA Inine	1 / 0	6	0	3	6	2	0	2	6	1	5	4	2	8
3	KUTRAN Baptiste	6 / 0	3	0	3	24	0	0	0	4	2	5	4	0	5
4	DIKO Gregory	4 / 0	7	0	4	3	3	0	3	8	1	3	0	2	14
5	HANYE Wadria	0 / 0	7	0	1	1	1	0	1	15	0	2	1	6	10
6	HNAISSILIN Joseph	1 / 0	8	0	2	1	0	0	0	16	0	3	1	4	16
7	GOHOUBE Bayron	4 / 0	1	0	4	6	1	0	1	4	1	13	4	0	5
8	LEVY Anthony	1 / 0	2	1	1	8	0	0	0	2	1	9	4	2	2
11	SAIKO Jean-Yves	2 / 0	0	0	2	13	1	0	1	3	2	8	6	1	3
12	UPA Jytrhim	1 / 0	3	0	3	14	0	0	0	6	2	8	3	1	6
20	QAEZE Paul	2 / 0	3	1	3	42	2	0	2	6	5	44	28	1	7
9	ANGEXETINE Jean-Philippe	2 / 0	2	0	4	15	1	0	1	1	3	3	1	0	1
13	UE Simon	1 / 0	2	0	0	1	0	0	0	0	1	1	0	1	1
15	CAHMA David	0 / 0	1	0	1	5	0	0	1	2	0	3	3	0	1
17	RABAN--GRANGIER Mael	0 / 0	0	0	0	3	0	0	0	2	1	4	1	0	1
18	PAMANI Numa	0 / 0	0	0	1	4	0	0	0	3	0	6	3	1	2

INDIVIDUAL DATA PHYSICAL



Brazil v New Caledonia



Physical Data

Brazil



#	Player	Total Distance (m)	Zone 1: 0-7 km/h (m)	Zone 2: 7-15 km/h (m)	Zone 3: 15-20 km/h (m)	Zone 4: 20-25 km/h (m)	Zone 5: 25+ km/h (m)	High Speed Runs (Zone 4)	Sprints (Zone 5)	Top Speed (km/h)
12	MATHEUS CORREA	5306.6	3933.8	1183.9	168.2	20.7	0	16.0	2.0	21.6
2	PEDRO LIMA	11351.2	3885.5	5446.3	1558.5	396.2	64.7	116.0	29.0	28.0
3	VITOR REIS	10554.5	4443.5	4460.3	1427.0	223.8	0	107.0	18.0	25.0
7	RAYAN	6201.0	2791.1	2485.4	555.0	287.1	81.9	48.0	17.0	30.2
9	KAUA ELIAS	10142.8	4787.4	3812.7	1006.2	397.6	137.9	100.0	33.0	30.1
10	DUDU	7440.2	2026.7	4430.7	860.1	122.8	0	77.0	10.0	25.9
14	JOAO VICTOR	10758.6	4372.3	4803.7	1470.7	85.0	25.8	112.0	12.0	27.2
16	JOAO HENRIQUE	8322.0	2987.6	4270.9	648.3	366.2	49.1	61.0	29.0	29.4
18	SIDNEY	6892.5	2393.1	3757.8	650.0	91.7	0	55.0	8.0	25.0
19	LUIGHI	9591.8	4429.5	3990.2	643.6	392.3	136.2	70.0	35.0	32.9
20	ESTEVAO	6830.5	2414.6	3225.4	765.0	325.1	100.4	68.0	25.0	31.6
5	GUILHERME BATISTA	4130.1	1378.2	2003.5	523.3	178.8	46.3	47.0	12.0	28.1
6	SOUZA	2890.0	914.1	1273.6	375.7	226.3	100.0	33.0	16.0	32.0
11	LORRAN	4058.3	1553.9	1581.9	433.4	344.1	144.9	43.0	24.0	30.9
15	MATHEUS FERREIRA	4264.6	1946.8	1373.6	532.2	304.9	107.5	57.0	21.0	32.6
17	RIQUELME FILLIPI	3927.5	1488.5	1691.6	408.5	193.6	145.3	43.0	19.0	33.5

Physical Data

New Caledonia



#	Player	Total Distance (m)	Zone 1: 0-7 km/h (m)	Zone 2: 7-15 km/h (m)	Zone 3: 15-20 km/h (m)	Zone 4: 20-25 km/h (m)	Zone 5: 25+ km/h (m)	High Speed Runs (Zone 4)	Sprints (Zone 5)	Top Speed (km/h)
21	KUTRAN Nicolas	4257.2	3494.3	675.6	61.3	26.4	0	13.0	3.0	23.1
2	HUNA Inine	7063.1	2424.1	3717.3	697.1	157.5	67.8	74.0	13.0	31.2
3	KUTRAN Baptiste	11006.5	4482.9	4838.4	1044.5	536.0	104.6	103.0	41.0	28.7
4	DIKO Gregory	7969.3	4629.4	2688.1	403.2	184.1	64.6	34.0	13.0	28.5
5	HANYE Wadria	8195.2	4326.2	3222.3	424.5	197.5	23.8	48.0	15.0	28.7
6	HNAISSILIN Joseph	8854.2	4276.6	3582.4	695.9	279.8	19.5	73.0	20.0	29.2
7	GOHOUBE Bayron	7696.1	3072.3	3572.5	643.4	322.5	84.7	58.0	18.0	29.4
8	LEVY Anthony	7292.4	2493.3	3704.6	835.7	227.5	31.4	71.0	17.0	28.3
11	SAIKO Jean-Yves	7120.1	2496.3	3532.3	901.4	180.8	9.3	62.0	9.0	26.3
12	UPA Jytrhim	10648.9	4004.0	5258.4	1004.2	285.4	96.9	83.0	17.0	29.3
20	QAEZE Paul	9833.8	3529.3	4581.5	1207.6	436.6	78.7	105.0	30.0	32.7
9	ANGEXETINE Jean-Philippe	4723.2	1045.7	2558.6	768.9	280.6	69.4	66.0	22.0	29.5
13	UE Simon	4279.3	1210.2	2131.9	523.4	338.5	75.3	46.0	20.0	29.8
15	CAHMA David	3129.9	1085.7	1384.3	366.2	237.9	56.0	31.0	13.0	29.3
17	RABAN--GRANGIER Mael	1605.9	457.0	823.7	200.4	124.8	0	19.0	7.0	23.8
18	PAMANI Numa	4253.1	1448.2	1988.8	532.1	232.6	51.5	45.0	12.0	26.5

