



U-17 WORLD CUP
INDONESIA 2023



England 1 - 2 Brazil

Group C - Match 29
17 November 2023
19:00 Kick Off

Jakarta International Stadium

POST MATCH SUMMARY REPORT

Match Summary - Teams

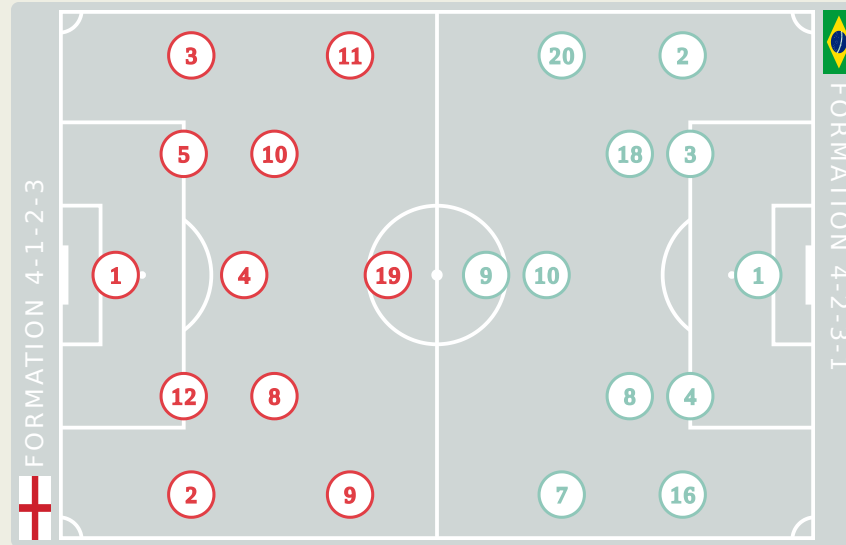


STARTING

1	GK	SETFORD Tommy	
2	DF	ACHEAMPONG Josh-Kofi	
3	DF	MEGHOMA Jayden	
4	MF	McALLISTER Finley	↓ 61'
5	DF	SAMUEL Lakyle (C)	
8	MF	GOLDING Michael	
9	FW	OBOAVWODUO Justin	↓ 62'
10	MF	AMO-AMEYAW Sam	↓ 61'
11	FW	NDALA Joel	⚽ 71' ↓ 90+15'
12	DF	MURRAY-CAMPBELL Harrison	
19	FW	WARHURST Matty	↓ 90+15'

SUBSTITUTES

13	GK	CURD Teddy	
21	GK	HERRICK Finlay	
6	DF	SAMUELS-SMITH Ishe	
7	FW	DIBLING Tyler	↑ 90+15'
14	MF	DENNY Reiss	
15	DF	JOHNSON Joe	
16	MF	LEWIS-SKELLY Myles	↑ 61'
17	FW	STEVENS Archie	↑ 90+15'
18	MF	RIGG Chris	↑ 61'
20	FW	NWANERI Ethan	↑ 62' ⚽ 72'



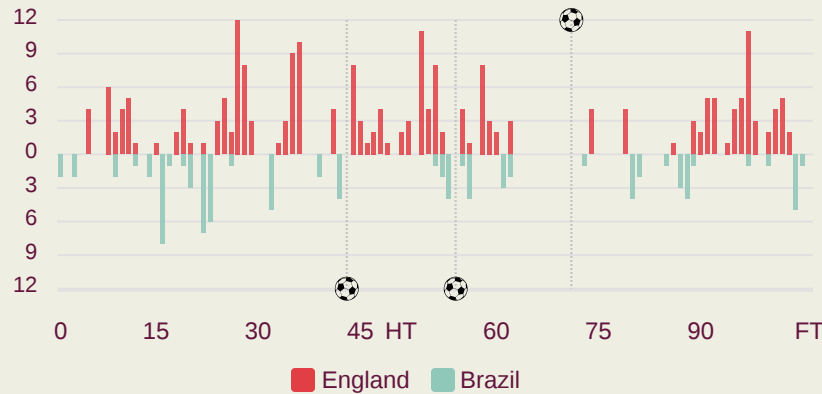
STARTING

PHILLIPE GABRIEL	GK	1		
↓ 90+10'	PEDRO LIMA	DF	2	
	(C) VITOR REIS	DF	3	
⚽ 54'	DA MATA	DF	4	
↓ 90+10'	RAYAN	FW	7	
↓ 85'	LUCAS CAMILO	MF	8	
↓ 78'	⚽ 43'	KAUA ELIAS	FW	9
	DUDU	MF	10	
	JOAO HENRIQUE	DF	16	
↓ 90+4'	SIDNEY	MF	18	
↓ 78'	ESTEVAO	FW	20	

SUBSTITUTES

MATHEUS CORREA	GK	12	
	PEDRO COBRA	GK	21
↑ 90+4'	GUILHERME BATISTA	MF	5
↑ 90+10'	SOUZA	DF	6
↑ 78'	LORRAN	FW	11
↑ 90+10'	VITOR GABRIEL	DF	13
	JOAO VICTOR	DF	14
↑ 85'	MATHEUS FERREIRA	MF	15
	RIQUELME FILLIPI	FW	17
↑ 78'	LUIGHI	FW	19

Distribution in the Final Third



Match Summary - Key Statistics



Possession

Total	57.7%	12.2%	30.1%	Total
1	Goals			2
22 (5)	Attempts at Goal (On Target)			17 (6)
477 (437)	Total Passes (Complete)			253 (209)
92 %	Pass Completion %			83 %
98	Completed Line Breaks			56
9	Defensive Line Breaks			5
204	Receptions in the Final Third			80
32	Crosses			15
22	Ball Progressions			13
164 (36)	Defensive Pressures Applied (Direct Pressures)			248 (88)
32	Forced Turnovers			45
68	Second Balls			54
106 km	Total Distance Covered			107.4 km
4.6 km	Zone 4 - Low Speed Sprinting: 20-25 km/h			4.6 km



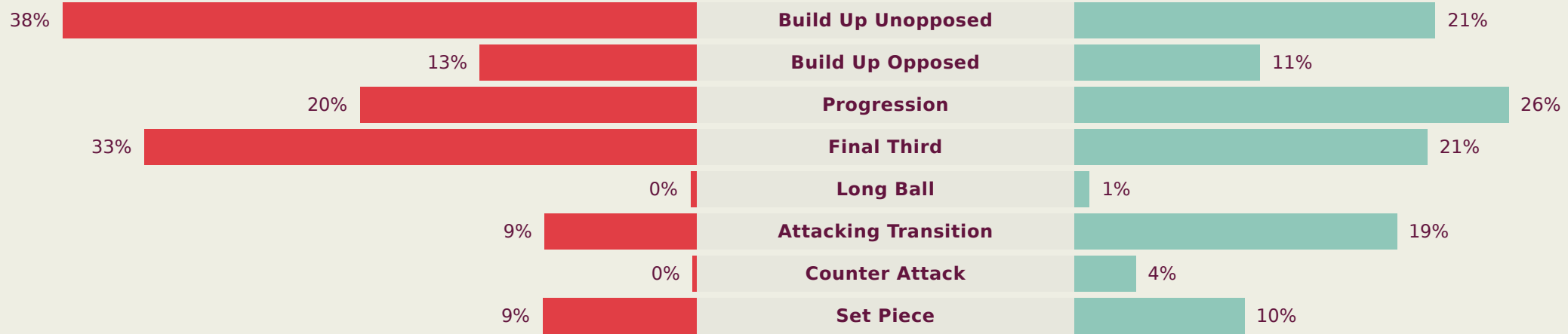
England

Phases of Play

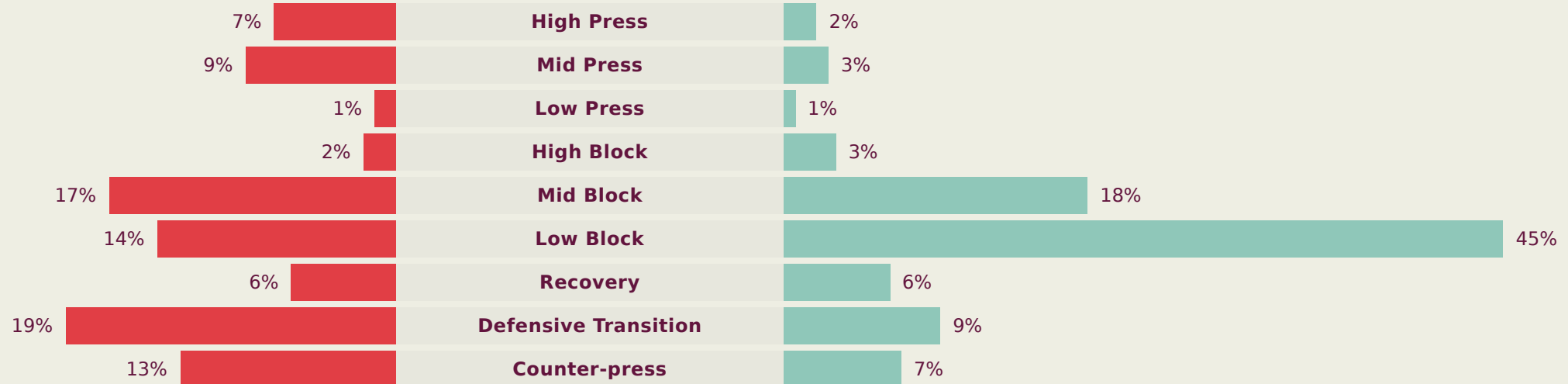
Brazil



IN POSSESSION



OUT OF POSSESSION



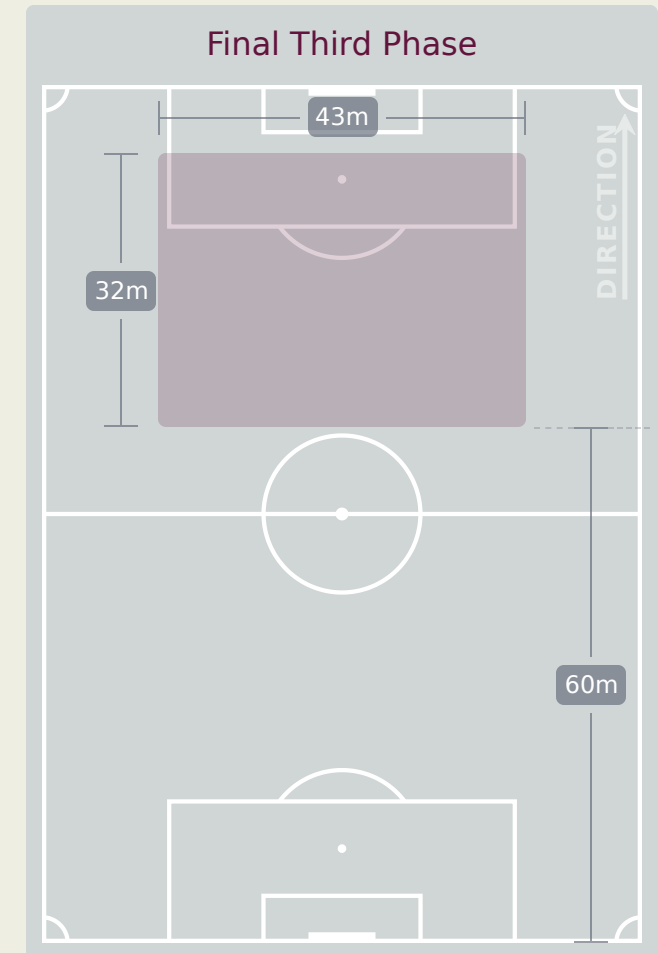
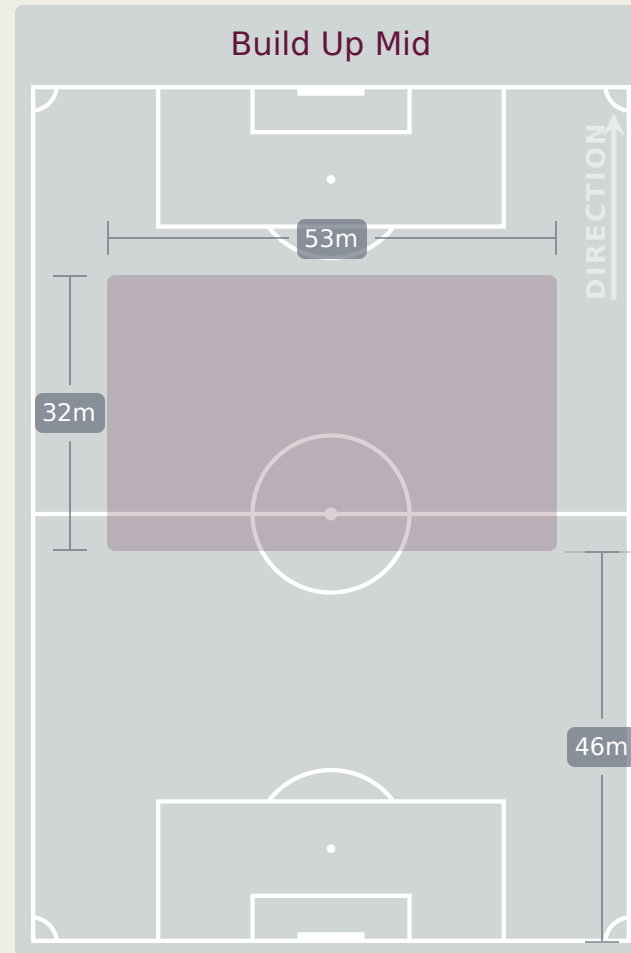
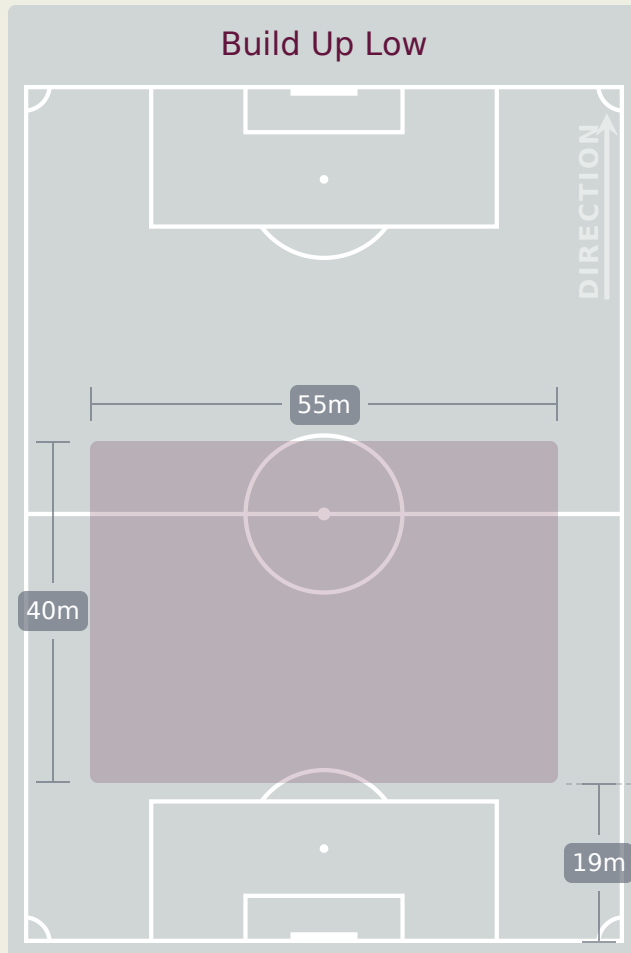
IN POSSESSION



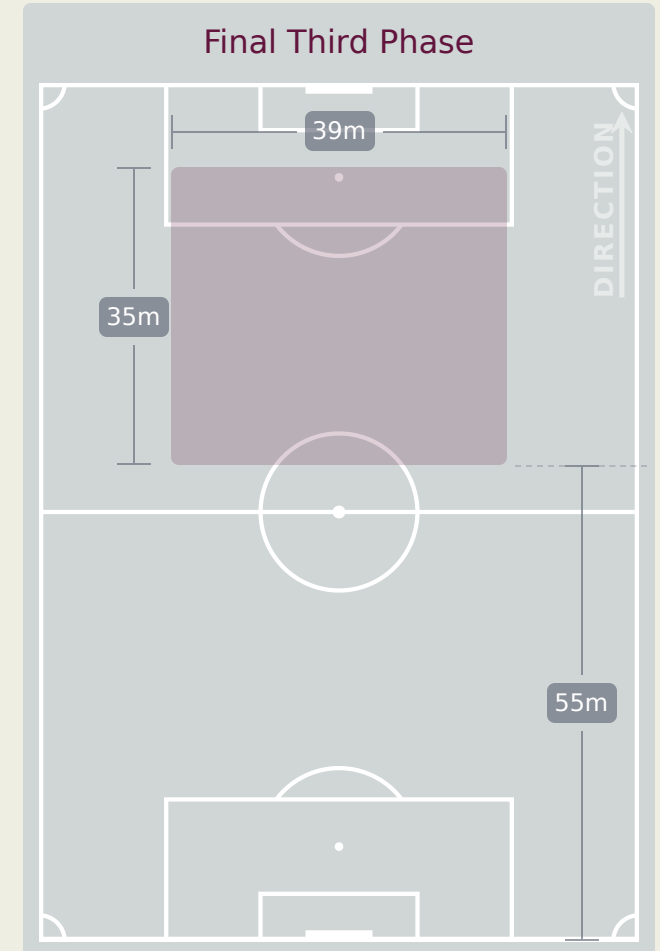
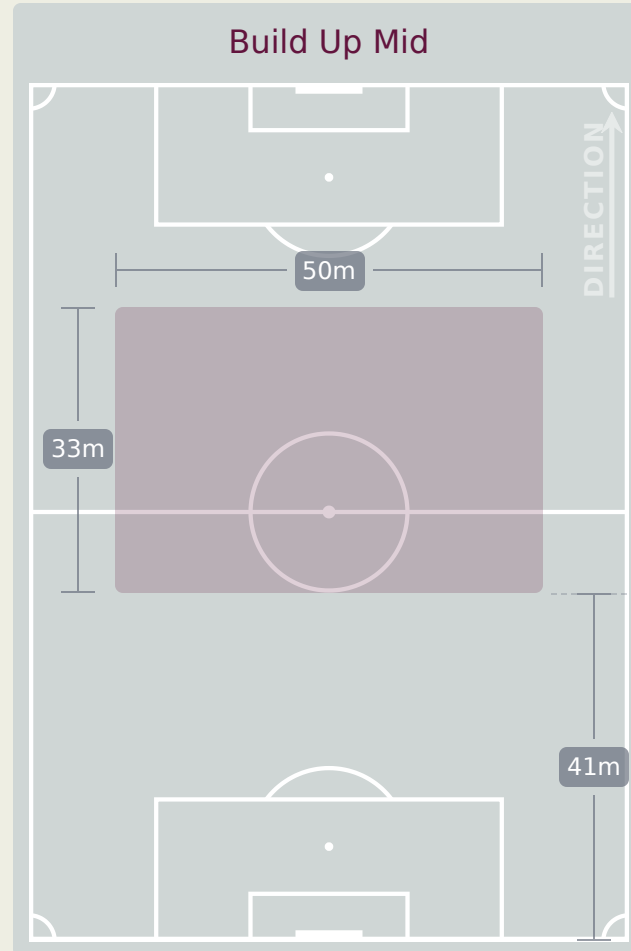
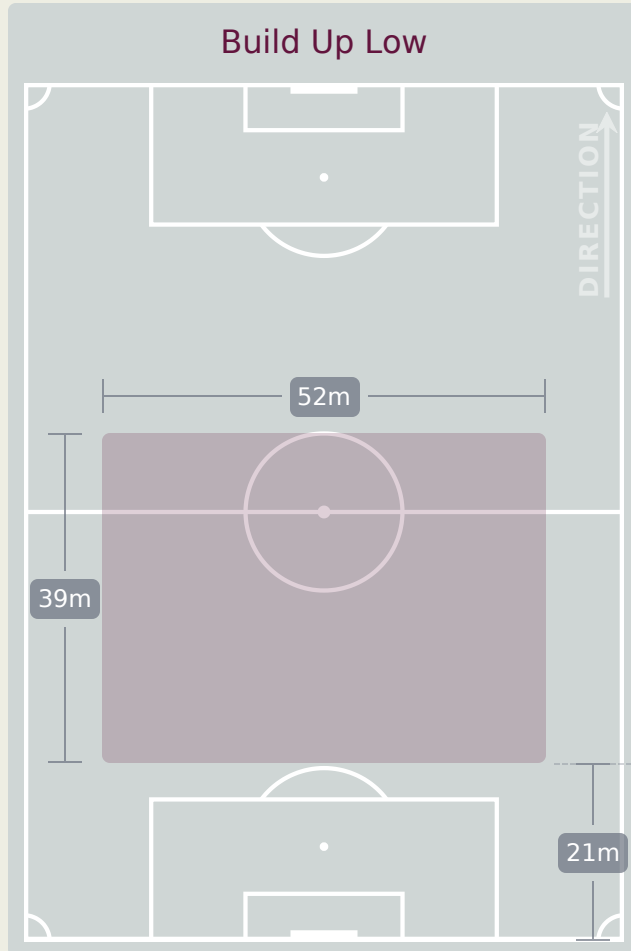
England v Brazil



In Possession Line Height & Team Length



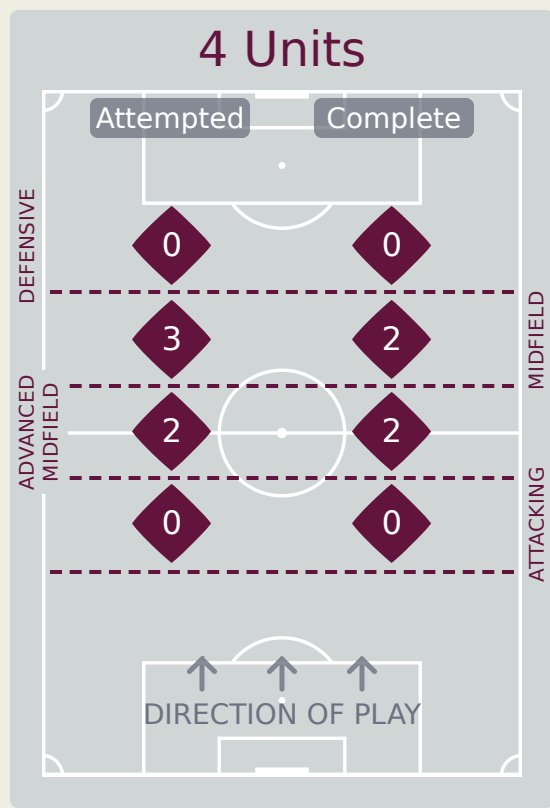
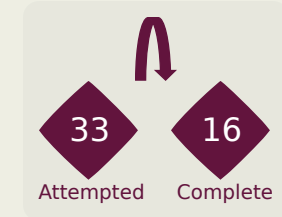
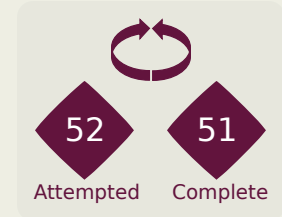
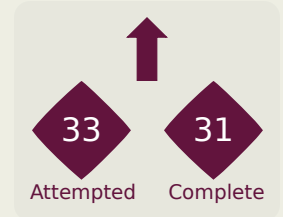
In Possession Line Height & Team Length



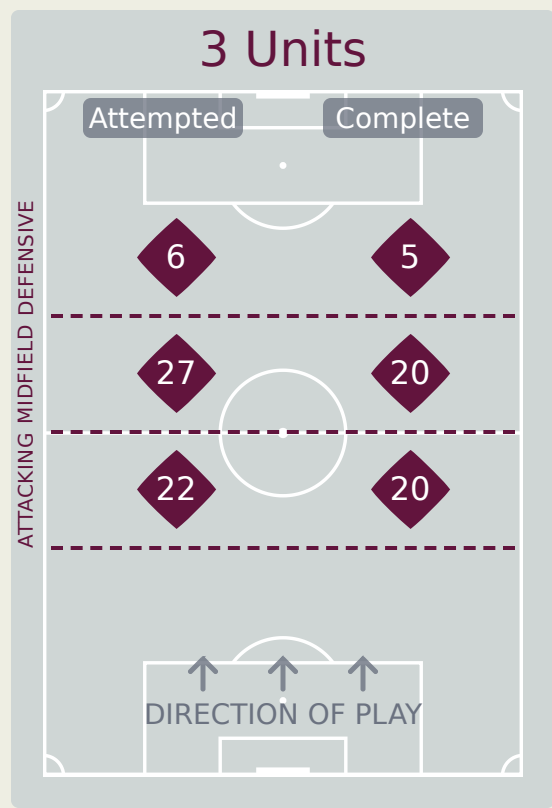
Line Breaks



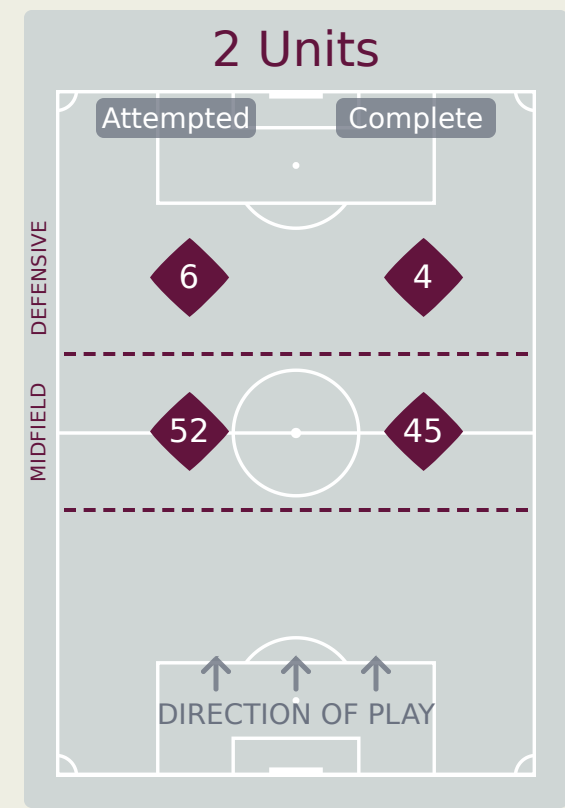
Attempted Line Breaks
118



Attempted Line Breaks	5
Inside Shape	2
Outside Shape	3



Attempted Line Breaks	55
Inside Shape	23
Outside Shape	32



Attempted Line Breaks	58
Inside Shape	23
Outside Shape	35

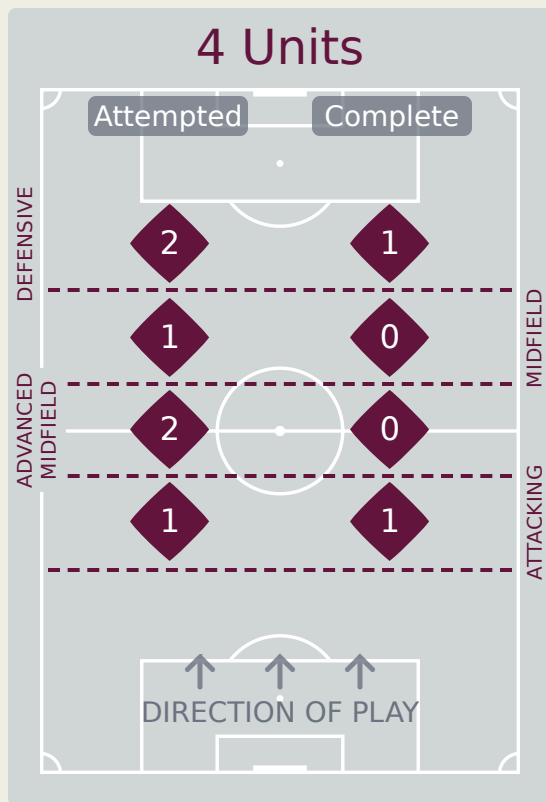
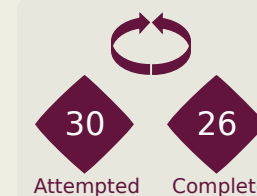
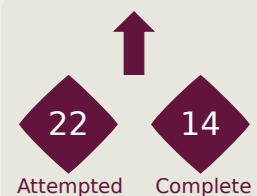
Line Breaks



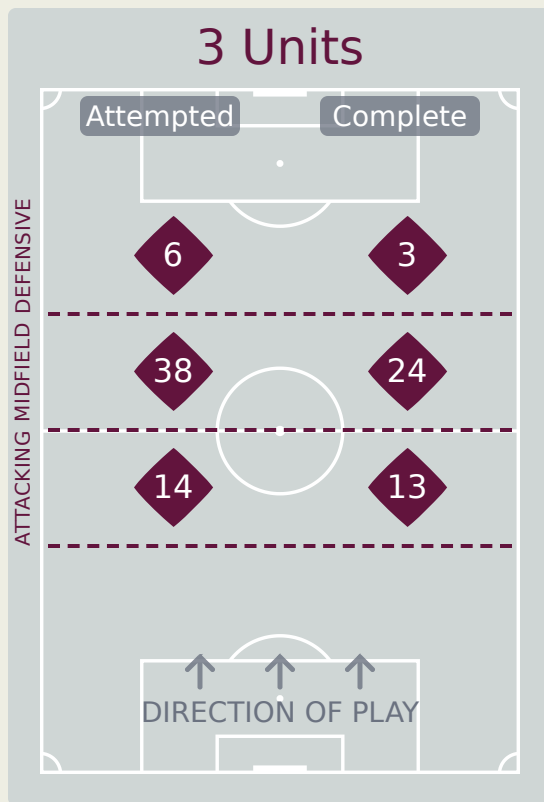
Brazil

Attempted Line Breaks

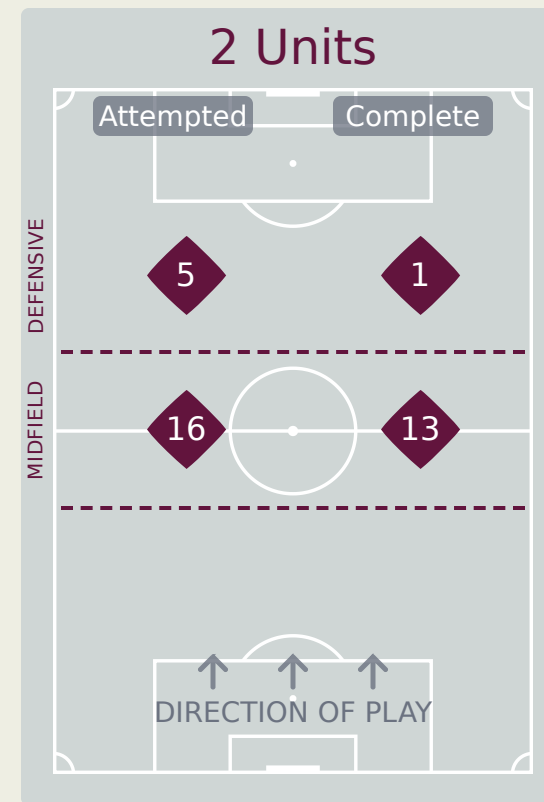
85



Attempted Line Breaks	6
Inside Shape	3
Outside Shape	3



Attempted Line Breaks	58
Inside Shape	25
Outside Shape	33



Attempted Line Breaks	21
Inside Shape	9
Outside Shape	12

Line Breaks



					4 Units				3 Units			2 Units		Direction			Distribution Type		
#	Player	Line Breaks Attempted	Line Breaks Completed	Line Break Completion %	Attacking Line	Attacking Midfield Line	Midfield Line	Defensive Line	Attacking Line	Midfield Line	Defensive Line	Midfield Line	Defensive Line	Through	Around	Over	Pass	Cross	Ball Progression
1	SETFORD Tommy	7	4	57%	0	1	1	0	2	3	0	0	0	1	0	6	7	0	0
2	ACHEAMPONG Josh-Kofi	12	8	66%	0	0	1	0	2	4	0	5	0	0	7	5	12	0	0
3	MEGHOMA Jayden	20	19	95%	0	1	0	0	8	1	2	8	0	4	13	3	19	1	0
4	McALLISTER Finley	14	11	78%	0	0	0	0	4	4	0	6	0	6	2	6	12	1	1
5	SAMUEL Lakyle	7	6	85%	0	0	0	0	2	1	1	3	0	1	3	3	7	0	0
8	GOLDING Michael	9	7	77%	0	0	0	0	0	3	1	5	0	4	2	3	9	0	0
9	OBOAVWODUO Justin	3	1	33%	0	0	0	0	0	0	1	2	0	2	1	0	3	0	0
10	AMO-AMEYAW Sam	6	5	83%	0	0	0	0	0	0	0	5	1	1	4	1	3	1	2
11	NDALA Joel	11	11	100%	0	0	1	0	0	2	0	4	4	4	7	0	11	0	0
12	MURRAY-CAMPBELL Harrison	17	17	100%	0	0	0	0	4	6	1	6	0	4	12	1	17	0	0
19	WARHURST Matty	3	1	33%	0	0	0	0	0	2	0	0	1	0	1	2	2	1	0
7	DIBLING Tyler	0	0	0%	0	0	0	0	0	0	0	0	0	0	0	0	0	0	0
16	LEWIS-SKELLY Myles	4	4	100%	0	0	0	0	0	0	0	4	0	4	0	0	4	0	0
17	STEVENS Archie	0	0	0%	0	0	0	0	0	0	0	0	0	0	0	0	0	0	0
18	RIGG Chris	2	2	100%	0	0	0	0	0	1	0	1	0	1	0	1	2	0	0
20	NWANERI Ethan	3	2	66%	0	0	0	0	0	0	0	3	0	1	0	2	3	0	0



Line Breaks

					4 Units				3 Units			2 Units		Direction			Distribution Type		
#	Player	Line Breaks Attempted	Line Breaks Completed	Line Break Completion %	Attacking Line	Attacking Midfield Line	Midfield Line	Defensive Line	Attacking Line	Midfield Line	Defensive Line	Midfield Line	Defensive Line	Through	Around	Over	Pass	Cross	Ball Progression
1	PHILLIPE GABRIEL	6	2	33%	0	1	0	0	0	4	0	1	0	0	0	6	6	0	0
2	PEDRO LIMA	10	7	70%	1	0	0	0	3	5	0	0	1	4	2	4	9	0	1
3	VITOR REIS	12	6	50%	0	0	1	0	3	5	0	3	0	4	3	5	12	0	0
4	DA MATA	13	11	84%	0	1	0	0	6	4	0	2	0	0	5	8	13	0	0
7	RAYAN	4	1	25%	0	0	0	0	0	2	2	0	0	2	0	2	4	0	0
8	LUCAS CAMILO	8	6	75%	0	0	0	0	1	3	0	4	0	3	3	2	8	0	0
9	KAUA ELIAS	3	2	66%	0	0	0	0	0	0	3	0	0	1	2	0	2	0	1
10	DUDU	9	6	66%	0	0	0	0	0	7	0	0	2	2	5	2	7	1	1
16	JOAO HENRIQUE	8	7	87%	0	0	0	0	1	4	0	2	1	2	4	2	6	2	0
18	SIDNEY	4	4	100%	0	0	0	0	0	2	1	1	0	0	3	1	4	0	0
20	ESTEVAO	5	3	60%	0	0	0	2	0	1	0	2	0	2	2	1	4	0	1
5	GUILHERME BATISTA	1	0	0%	0	0	0	0	0	0	0	1	0	1	0	0	1	0	0
6	SOUZA	0	0	0%	0	0	0	0	0	0	0	0	0	0	0	0	0	0	0
11	LORRAN	0	0	0%	0	0	0	0	0	0	0	0	0	0	0	0	0	0	0
13	VITOR GABRIEL	0	0	0%	0	0	0	0	0	0	0	0	0	0	0	0	0	0	0
15	MATHEUS FERREIRA	1	0	0%	0	0	0	0	0	0	0	0	1	0	1	0	1	0	0
19	LUIGHI	1	1	100%	0	0	0	0	0	1	0	0	0	1	0	0	1	0	0

Passing Networks



#	Passes From ↓ to →	SETFORD Tommy	ACHEAMPONG Josh-Kofi	MEGHOMA Jayden	McALLISTER Finley	SAMUEL Lakyle	GOLDING Michael	OBOAVWODUO Justin	AMO-AMEYAW Sam	NDALA Joel	MURRAY-CAMPBELL Harrison	WARHURST Matty	DIBLING Tyler	LEWIS-SKELLY Myles	STEVENS Archie	RIGG Chris	NWANERI Ethan
1	SETFORD Tommy	0	0	3	4	5	0	0	0	0	8	1	0	3	0	0	0
2	ACHEAMPONG Josh-Kofi	0	0	0	6	2	8	7	0	0	10	0	0	1	0	0	0
3	MEGHOMA Jayden	0	0	0	5	5	0	0	7	16	4	1	0	2	0	2	0
4	McALLISTER Finley	1	4	4	0	4	4	4	1	4	6	0	0	0	0	0	0
5	SAMUEL Lakyle	11	2	16	6	0	0	1	1	3	21	0	0	2	0	1	0
8	GOLDING Michael	0	9	1	3	2	0	3	1	3	6	1	0	1	0	0	2
9	OBOAVWODUO Justin	0	6	1	1	0	6	0	1	1	1	1	0	0	0	0	0
10	AMO-AMEYAW Sam	0	1	6	2	1	1	0	0	8	1	1	0	0	0	0	0
11	NDALA Joel	0	0	11	4	3	2	0	9	0	1	0	0	0	0	2	1
12	MURRAY-CAMPBELL Harrison	6	15	3	4	21	7	4	0	0	0	1	0	6	0	0	1
19	WARHURST Matty	0	1	0	2	0	1	0	0	1	0	0	0	0	0	0	1
7	DIBLING Tyler	0	0	0	0	0	0	0	0	0	0	0	0	0	0	0	0
16	LEWIS-SKELLY Myles	0	0	6	0	1	3	0	0	0	4	1	0	0	0	1	2
17	STEVENS Archie	0	0	0	0	0	0	0	0	0	0	0	0	0	0	0	0
18	RIGG Chris	0	0	0	0	3	0	0	0	4	2	0	0	0	0	0	2
20	NWANERI Ethan	0	0	0	0	0	0	0	0	1	0	0	0	2	0	2	0

Top 5 Player to Player Passers		
Player	Passed To	% of Total Team Passes
SAMUEL Lakyle	MURRAY-CAMPBELL Harrison	5.1%
MURRAY-CAMPBELL Harrison	SAMUEL Lakyle	5.1%
MEGHOMA Jayden	NDALA Joel	3.9%
SAMUEL Lakyle	MEGHOMA Jayden	3.9%
MURRAY-CAMPBELL Harrison	ACHEAMPONG Josh-Kofi	3.7%

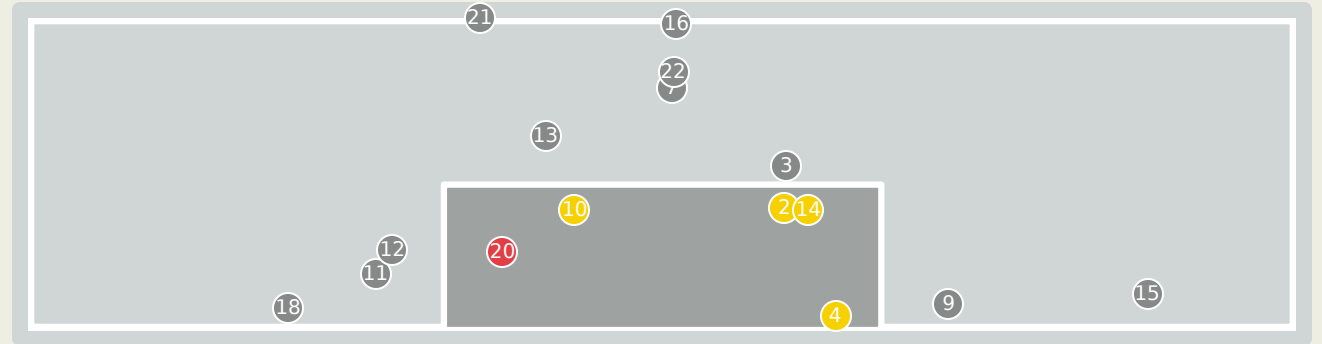
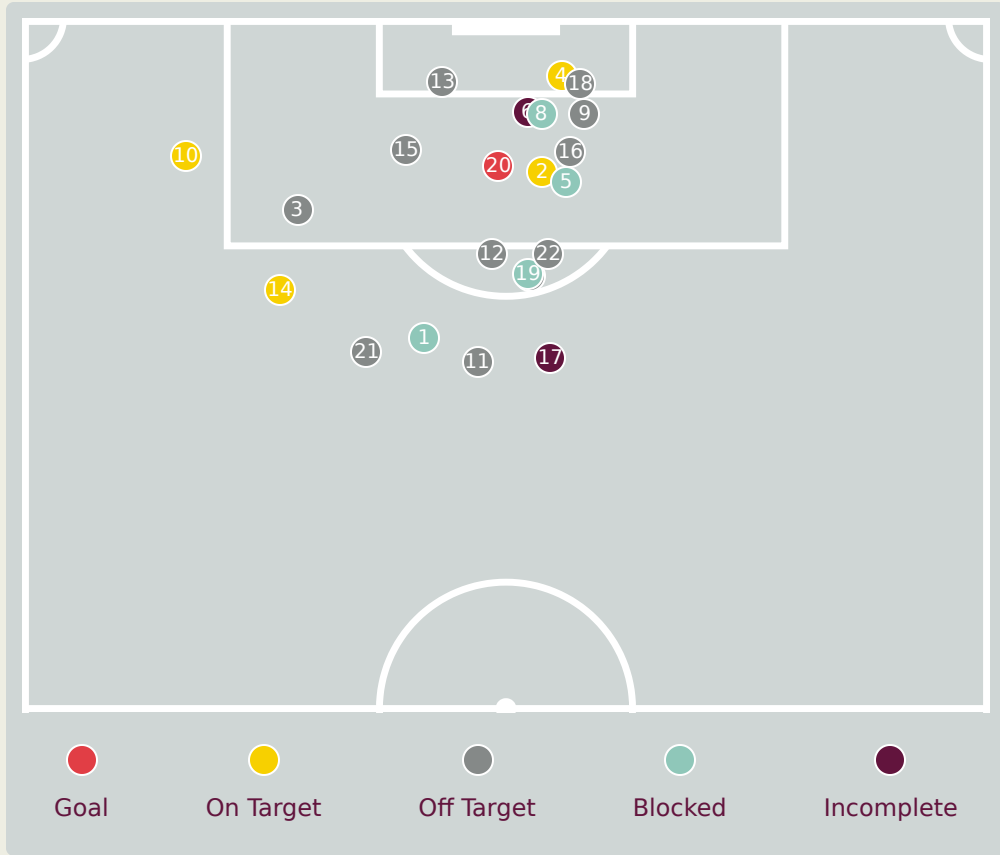


Passing Networks

#	Passes From ↓ to →	PHILLIPE GABRIEL	PEDRO LIMA	VITOR REIS	DA MATA	RAYAN	LUCAS CAMILO	KAUA ELIAS	DUDU	JOAO HENRIQUE	SIDNEY	ESTEVAO	GUILHERME BATISTA	SOUZA	LORRAN	VITOR GABRIEL	MATHEUS FERREIRA	LUIGHI
1	PHILLIPE GABRIEL	0	0	7	4	1	1	0	0	0	0	0	0	0	1	0	0	0
2	PEDRO LIMA	0	0	2	2	1	0	1	0	0	2	3	0	0	2	0	0	1
3	VITOR REIS	1	4	0	8	0	1	0	0	2	1	2	0	0	1	0	3	1
4	DA MATA	0	1	9	0	1	2	1	2	7	0	2	0	1	0	0	1	0
7	RAYAN	0	1	0	0	0	1	1	1	2	0	2	0	0	0	0	0	0
8	LUCAS CAMILO	0	1	4	2	2	0	0	2	2	1	3	0	0	0	0	0	0
9	KAUA ELIAS	0	1	0	0	0	2	0	1	0	2	1	0	0	0	0	0	0
10	DUDU	0	0	0	0	2	0	2	0	5	0	3	0	0	1	0	0	0
16	JOAO HENRIQUE	1	0	0	6	3	2	0	4	0	1	1	1	0	0	0	1	0
18	SIDNEY	1	2	1	0	1	3	0	1	1	0	3	0	0	1	0	0	0
20	ESTEVAO	0	3	0	0	2	4	2	1	0	1	0	0	0	0	0	0	0
5	GUILHERME BATISTA	0	0	0	0	0	0	0	0	1	0	0	0	0	1	0	0	1
6	SOUZA	0	0	0	0	0	0	0	0	0	0	0	0	0	0	0	0	0
11	LORRAN	0	1	0	1	0	0	0	0	0	1	0	2	0	0	0	0	0
13	VITOR GABRIEL	0	0	0	0	0	0	0	0	0	0	0	0	0	0	0	0	0
15	MATHEUS FERREIRA	0	0	5	0	0	0	0	0	1	0	0	0	0	0	0	0	0
19	LUIGHI	0	2	0	0	0	0	0	1	0	0	0	0	0	2	0	0	0

Top 5 Player to Player Passers		
Player	Passed To	% of Total Team Passes
DA MATA	VITOR REIS	4.7%
VITOR REIS	DA MATA	4.2%
PHILLIPE GABRIEL	VITOR REIS	3.7%
DA MATA	JOAO HENRIQUE	3.7%
JOAO HENRIQUE	DA MATA	3.2%

Attempts at Goal



Key	Outcome	Shots
●	Goals	1
●	On Target	4
●	Off Target	11
●	Blocked	4
●	Incomplete	2

Attempts at Goal



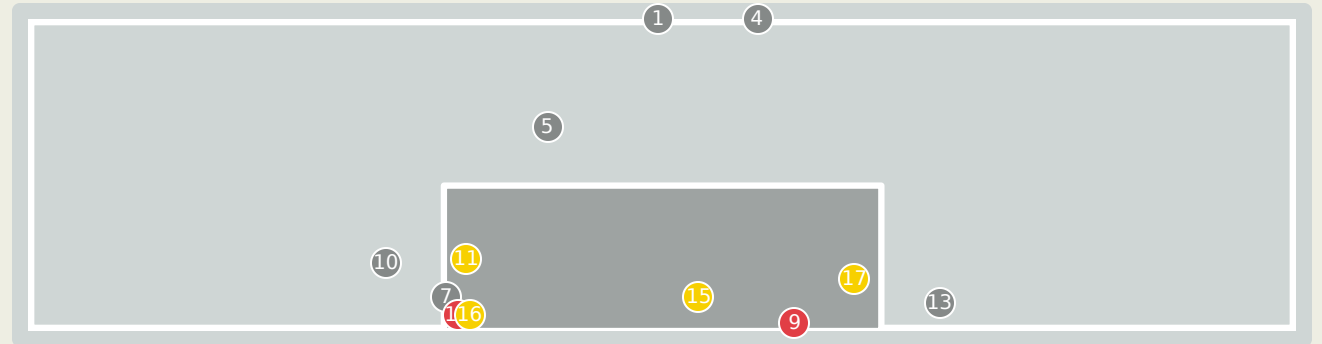
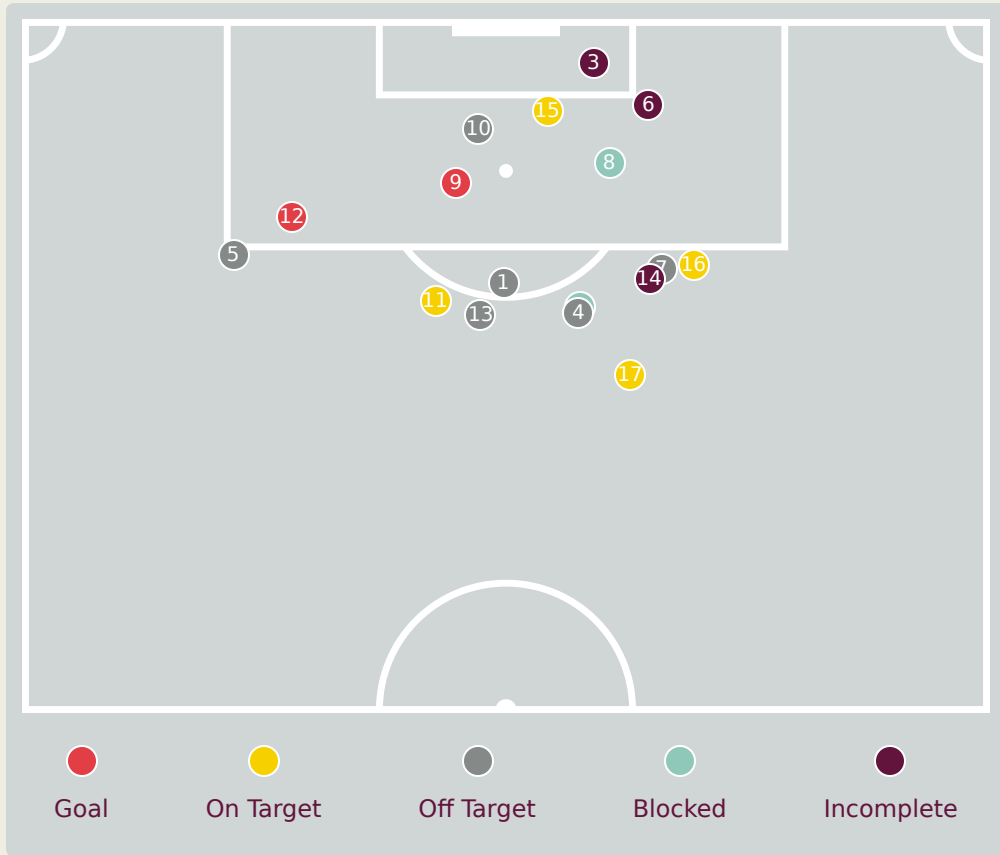
Time	Player	Outcome	Body Part	Delivery Type
11	10 AMO-AMEYAW Sam	Incomplete - Blocked	Left Foot	Ball Progression
19	19 WARHURST Matty	On Target	Right Foot	Cross
20	11 NDALA Joel	Off Target	Right Foot	Pass
25	19 WARHURST Matty	On Target - Saved	Head	Cross
27	8 GOLDING Michael	Incomplete - Blocked	Left Foot	Pass
28	9 OBOAVWODUO Justin	Incomplete - Player On Ball Error	Head	Cross
33	10 AMO-AMEYAW Sam	Off Target	Right Foot	Pass
36	19 WARHURST Matty	Incomplete - Blocked	Right Foot	Cross
46	8 GOLDING Michael	Deflected Off Target - Defensive Event	Right Foot	Cross
46	11 NDALA Joel	On Target - Saved	Right Foot	Freekick
47	4 McALLISTER Finley	Off Target	Right Foot	Loose Ball
47	10 AMO-AMEYAW Sam	Off Target	Right Foot	Loose Ball
47	19 WARHURST Matty	Off Target	Left Foot	Cross
48	10 AMO-AMEYAW Sam	On Target - Saved	Right Foot	Pass
48	11 NDALA Joel	Deflected Off Target - Defensive Event	Right Foot	Loose Ball
49	5 SAMUEL Lakyle	Off Target	Right Foot	Corner
49	4 McALLISTER Finley	Incomplete - Defensive Event	Right Foot	Pass

Attempts at Goal



Time	Player	Outcome	Body Part	Delivery Type
60	9 OBOAVWODUO Justin	Off Target	Head	Loose Ball
62	20NWANERI Ethan	Incomplete - Blocked	Left Foot	Pass
70	11 NDALA Joel	On Target - Goal	Right Foot	Penalty
92	3 MEGHOMA Jayden	Off Target	Right Foot	Pass
98	20NWANERI Ethan	Off Target	Left Foot	Pass

Attempts at Goal



Key	Outcome	Shots
●	Goals	2
●	On Target	4
●	Off Target	6
●	Blocked	2
●	Incomplete	3

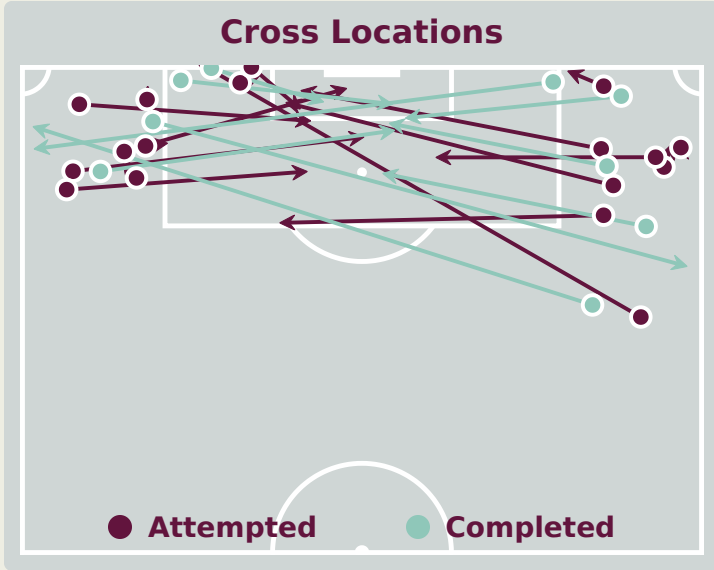
Brazil



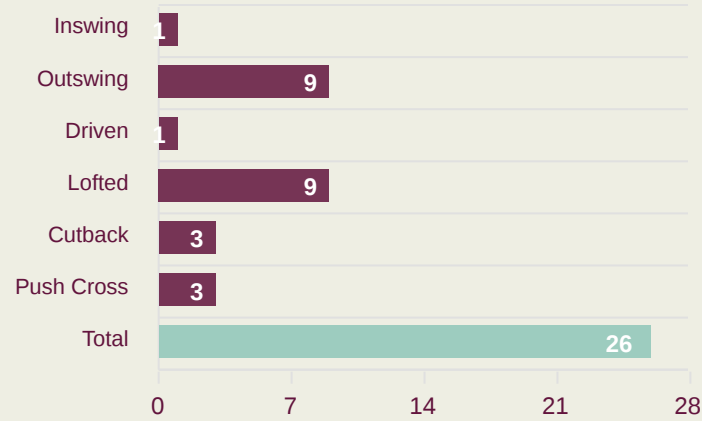
Attempts at Goal

Time	Player	Outcome	Body Part	Delivery Type
3	20 ESTEVAO	Off Target	Left Foot	Pass
10	7 RAYAN	Incomplete - Blocked	Left Foot	Pass
10	20 ESTEVAO	Incomplete - Player On Ball Error	Head	Loose Ball
13	20 ESTEVAO	Off Target	Left Foot	Pass
20	16 JOAO HENRIQUE	Off Target	Left Foot	Pass
23	2 PEDRO LIMA	Incomplete - Player On Ball Error	Right Foot	Pass
32	20 ESTEVAO	Off Target	Right Foot	Pass
42	20 ESTEVAO	Incomplete - Blocked	Left Foot	Pass
42	9 KAUA ELIAS	On Target - Goal	Right Foot	Loose Ball
45	7 RAYAN	Off Target	Head	Cross
52	10 DUDU	On Target - Saved	Left Foot	Pass
53	4 DA MATA	On Target - Goal	Head	Cross
55	20 ESTEVAO	Off Target	Left Foot	Pass
61	18 SIDNEY	Incomplete - Defensive Event	Left Foot	Loose Ball
81	19 LUIGHI	On Target - Saved	Head	Cross
87	11 LORRAN	On Target - Saved	Left Foot	Pass
104	11 LORRAN	On Target - Saved	Left Foot	Loose Ball

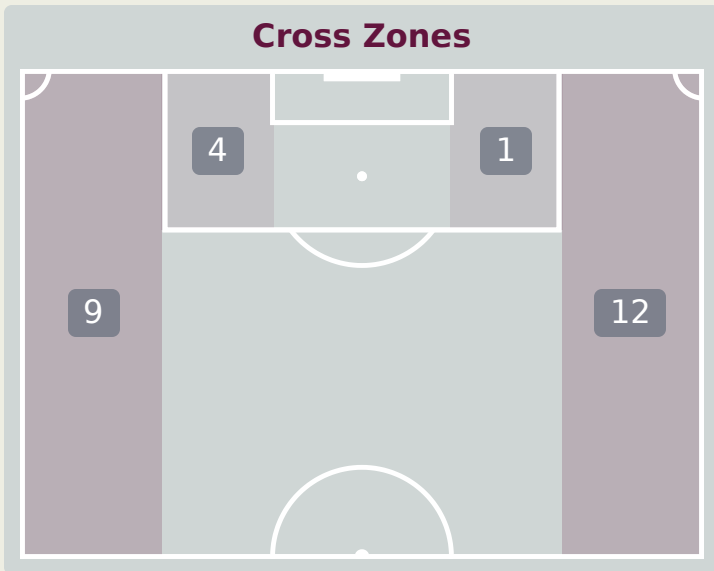
Crosses (Open Play)



Delivery Type



#	Player	Inswing	Outswing	Driven	Lofted	Cutback	Push Cross	Total Attempted
1	SETFORD Tommy	0	0	0	0	0	0	0
2	ACHEAMPONG Josh-Kofi	0	1	0	2	0	2	5
3	MEGHOMA Jayden	0	4	0	0	1	1	6
4	McALLISTER Finley	0	1	0	0	0	0	1
5	SAMUEL Lakyle	0	0	0	0	0	0	0
8	GOLDING Michael	0	3	0	2	0	0	5
9	OBOAVWODUO Justin	0	0	0	1	0	0	1
10	AMO-AMEYAW Sam	0	0	1	1	0	0	2
11	NDALA Joel	1	0	0	1	2	0	4
12	MURRAY-CAMPBELL Harrison	0	0	0	0	0	0	0
19	WARHURST Matty	0	0	0	1	0	0	1
7	DIBLING Tyler	0	0	0	0	0	0	0
16	LEWIS-SKELLY Myles	0	0	0	0	0	0	0
17	STEVENS Archie	0	0	0	0	0	0	0
18	RIGG Chris	0	0	0	1	0	0	1
20	NWANERI Ethan	0	0	0	0	0	0	0



Attempted

26

Completed

9

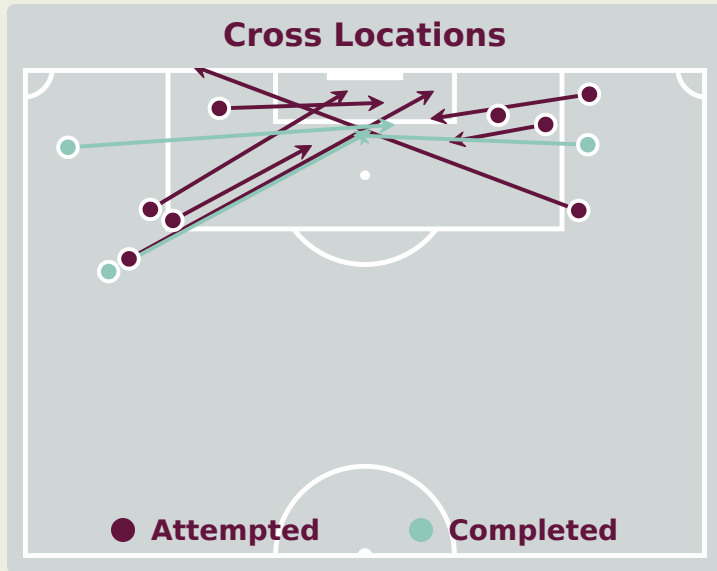
Most Crosses Attempted

6

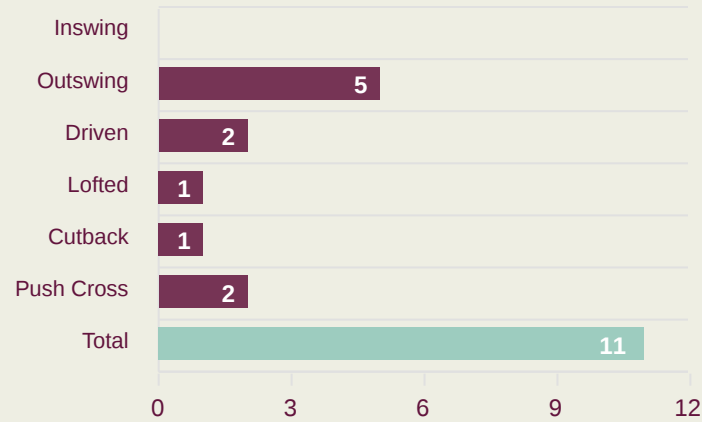
MEGHOMA Jayden
LEFT BACK



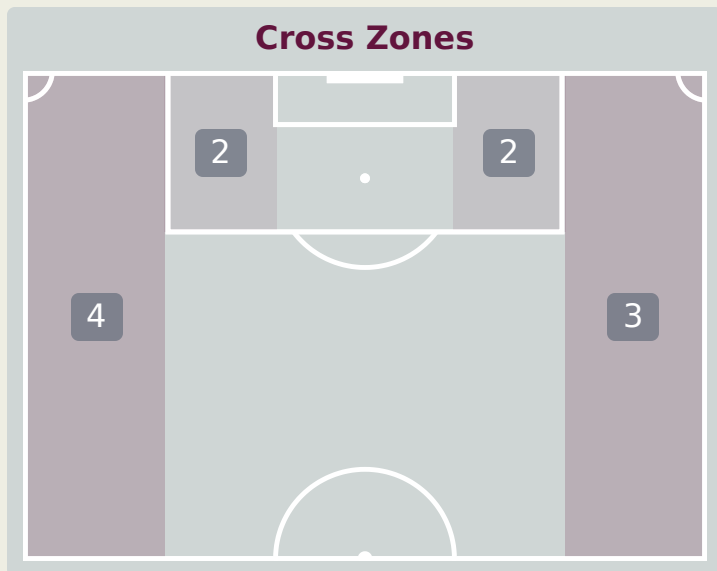
Crosses (Open Play)



Delivery Type



#	Player	Inswing	Outswing	Driven	Lofted	Cutback	Push Cross	Total Attempted
1	PHILLIPE GABRIEL	0	0	0	0	0	0	0
2	PEDRO LIMA	0	0	0	0	0	0	0
3	VITOR REIS	0	0	0	0	0	0	0
4	DA MATA	0	0	0	0	0	0	0
7	RAYAN	0	1	0	0	0	0	1
8	LUCAS CAMILO	0	0	0	0	0	0	0
9	KAUA ELIAS	0	0	0	0	0	1	1
10	DUDU	0	1	0	0	0	0	1
16	JOAO HENRIQUE	0	2	2	0	0	0	4
18	SIDNEY	0	1	0	0	1	0	2
20	ESTEVAO	0	0	0	1	0	1	2
5	GUILHERME BATISTA	0	0	0	0	0	0	0
6	SOUZA	0	0	0	0	0	0	0
11	LORRAN	0	0	0	0	0	0	0
13	VITOR GABRIEL	0	0	0	0	0	0	0
15	MATHEUS FERREIRA	0	0	0	0	0	0	0
19	LUIGHI	0	0	0	0	0	0	0



Attempted

11

Completed

3

Most Crosses Attempted

4

JOAO HENRIQUE
LEFT BACK

Offering to Receive



366

Total Offers Made

147

Total Offers Received

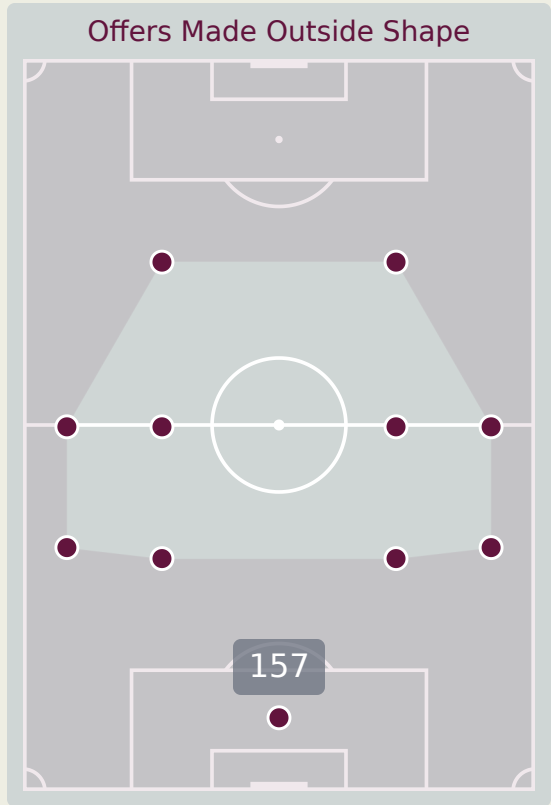
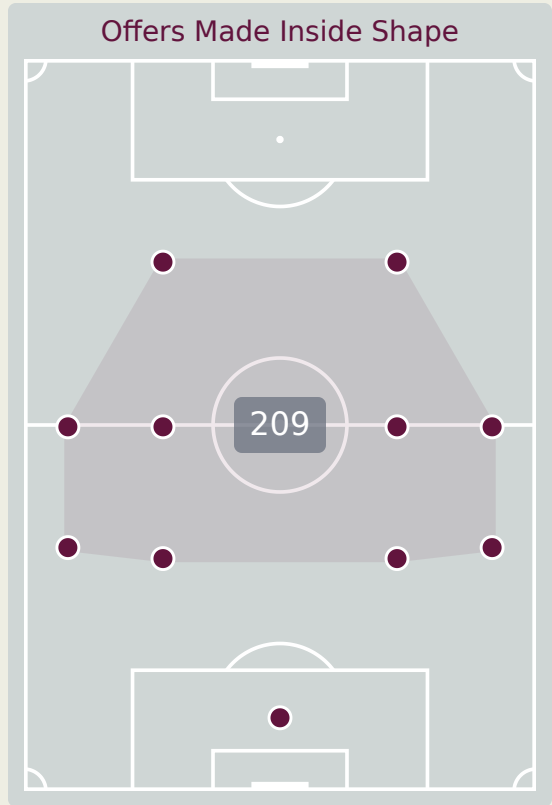
Most Offers

52

McALLISTER Finley
DEFENSIVE MIDFIELD CENTRE

216

Offers Made in Final Third



116

Offers Made in Middle Third

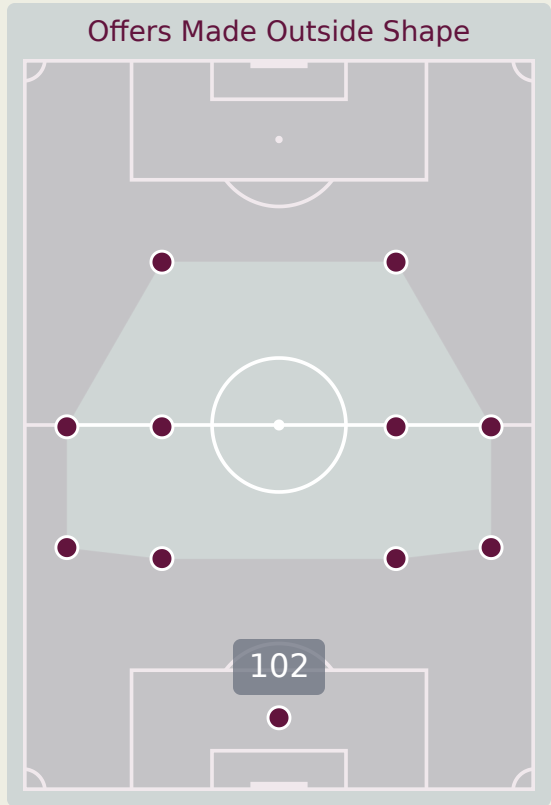
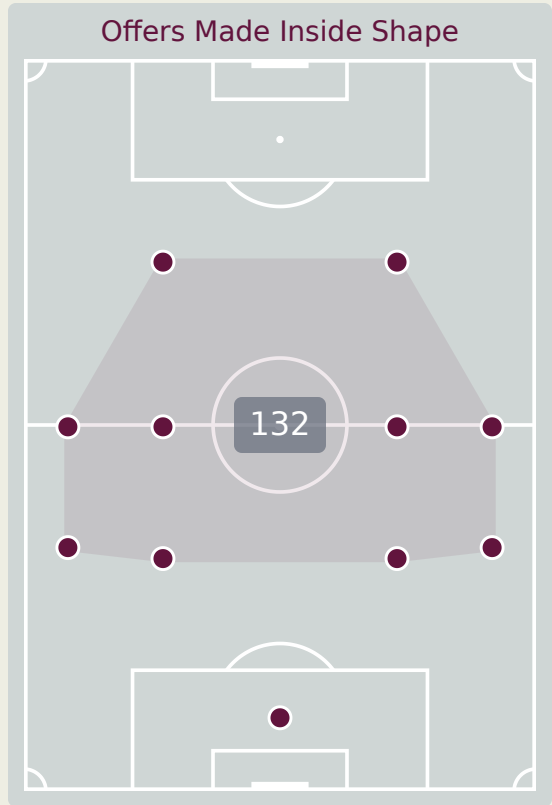
34

Offers Made in Defensive Third

#	Player	Offers Made	Offers Received	% Made & Received
1	SETFORD Tommy	6	2	33.3%
2	ACHEAMPONG Josh-Kofi	33	17	51.5%
3	MEGHOMA Jayden	21	11	52.4%
4	McALLISTER Finley	52	18	34.6%
5	SAMUEL Lakyle	10	7	70%
8	GOLDING Michael	42	22	52.4%
9	OBOAVWODUO Justin	30	14	46.7%
10	AMO-AMEYAW Sam	50	18	36%
11	NDALA Joel	17	4	23.5%
12	MURRAY-CAMPBELL Harrison	7	4	57.1%
19	WARHURST Matty	25	5	20%
7	DIBLING Tyler	1	0	0%
16	LEWIS-SKELLY Myles	22	12	54.5%
17	STEVENS Archie	1	0	0%
18	RIGG Chris	20	5	25%
20	NWANERI Ethan	29	8	27.6%



Offering to Receive



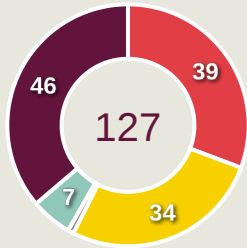
#	Player	Offers Made	Offers Received	% Made & Received
1	PHILLIPE GABRIEL	1	0	0%
2	PEDRO LIMA	12	6	50%
3	VITOR REIS	8	5	62.5%
4	DA MATA	6	3	50%
7	RAYAN	1	0	0%
8	LUCAS CAMILO	25	9	36%
9	KAUA ELIAS	49	8	16.3%
10	DUDU	29	4	13.8%
16	JOAO HENRIQUE	14	8	57.1%
18	SIDNEY	9	1	11.1%
20	ESTEVAO	33	13	39.4%
5	GUILHERME BATISTA	1	1	100%
6	SOUZA	0	0	0%
11	LORRAN	15	6	40%
13	VITOR GABRIEL	0	0	0%
15	MATHEUS FERREIRA	13	5	38.5%
19	LUIGHI	18	2	11.1%



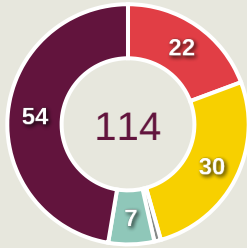
Movement to Receive

Movement Types by Phase

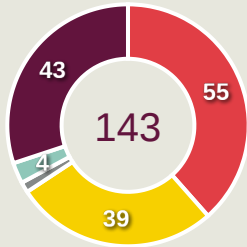
Final Third Phase



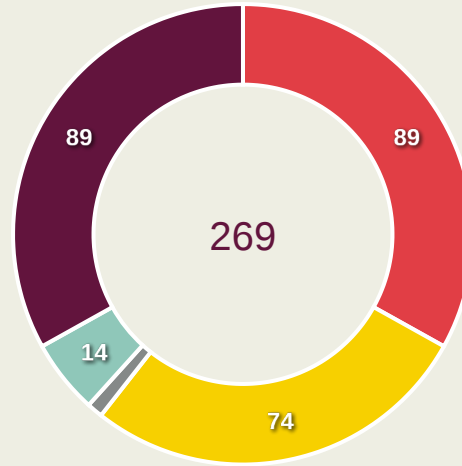
Progression Phase



Build Up Phase



All Movement Types

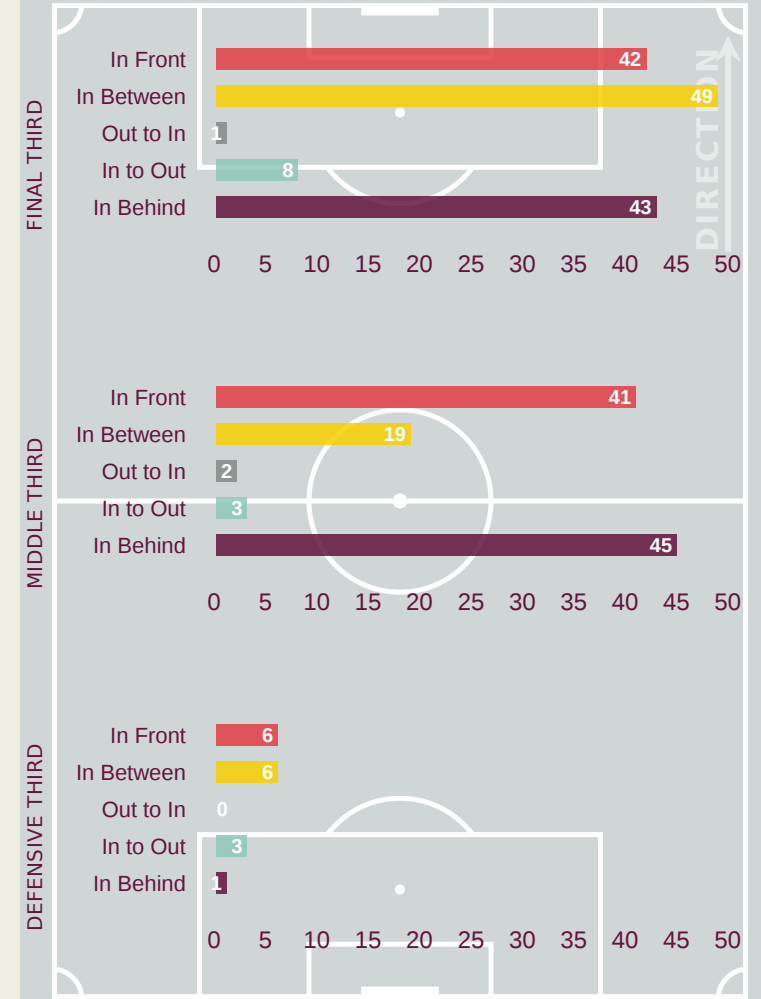


- In Front
- In Between
- Out to In
- In to Out
- In Behind

Top Ranked Players

Type	Player	Movements
In Front	4 McALLISTER Finley	24
In Between	8 GOLDING Michael	15
Out to In	3 MEGHOMA Jayden	1
In to Out	8 GOLDING Michael	4
In Behind	10 AMO-AMEYAW Sam	17

Movement Types Pitch Third

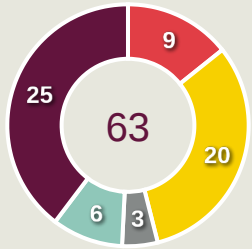




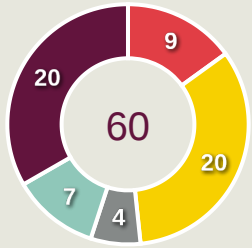
Movement to Receive

Movement Types by Phase

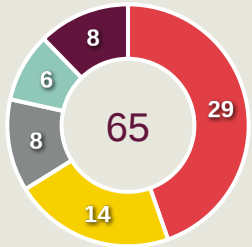
Final Third Phase



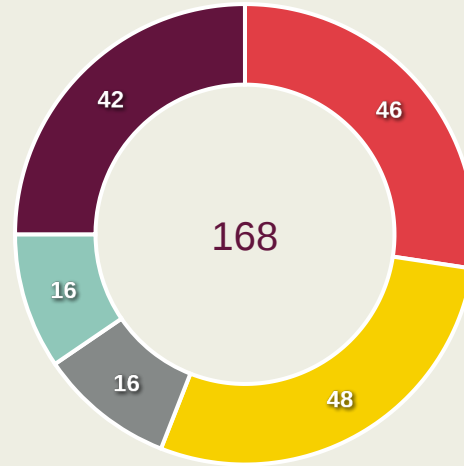
Progression Phase



Build Up Phase



All Movement Types

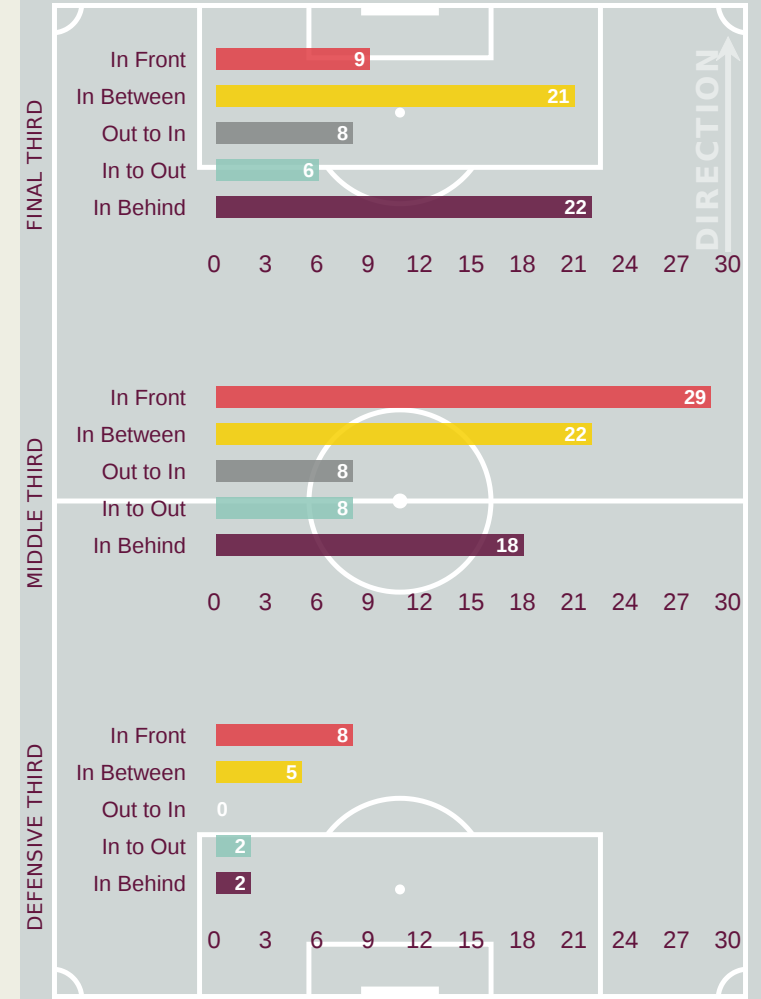


- In Front
- In Between
- Out to In
- In to Out
- In Behind

Top Ranked Players

Type	Player	Movements
In Front	8 LUCAS CAMILO	13
In Between	9 KAUA ELIAS	15
Out to In	9 KAUA ELIAS	4
In to Out	20 ESTEVAO	5
In Behind	9 KAUA ELIAS	15

Movement Types Pitch Third



OUT OF POSSESSION



U-17 WORLD CUP
INDONESIA 2023



England v Brazil





Defensive Actions

32

Forced Turnovers

20

Possession Regained

7

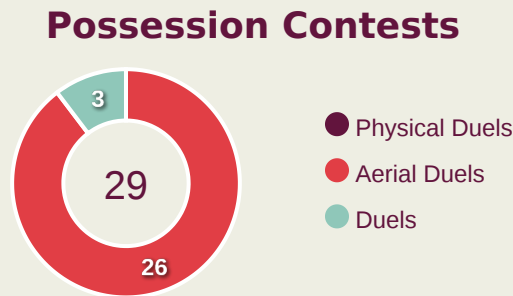
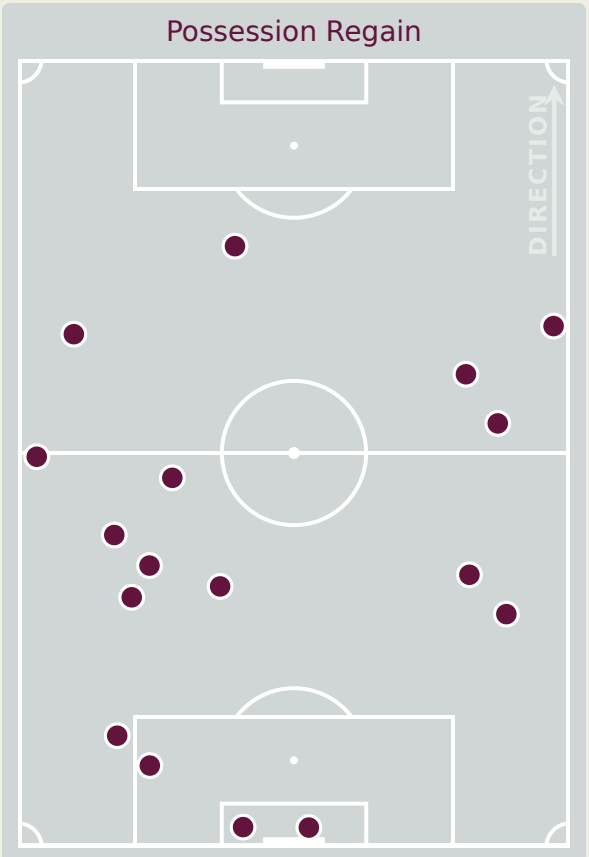
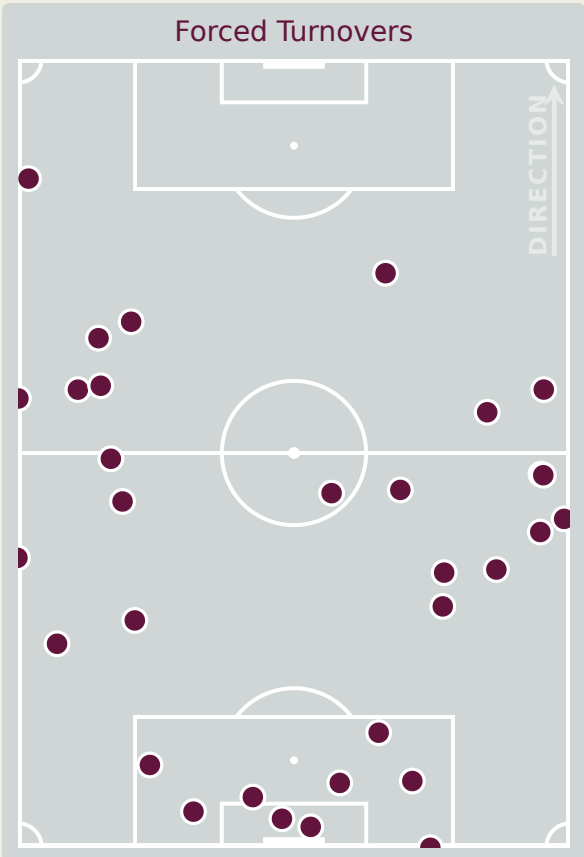
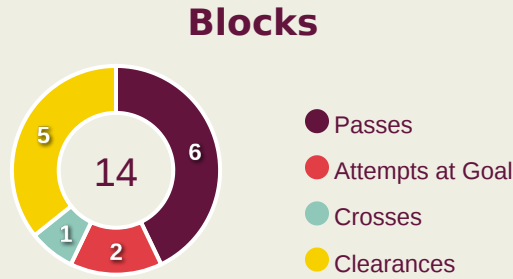
Interceptions

17

Tackles

5.88

Possession Actions / Defensive Action



Most Possession Regains

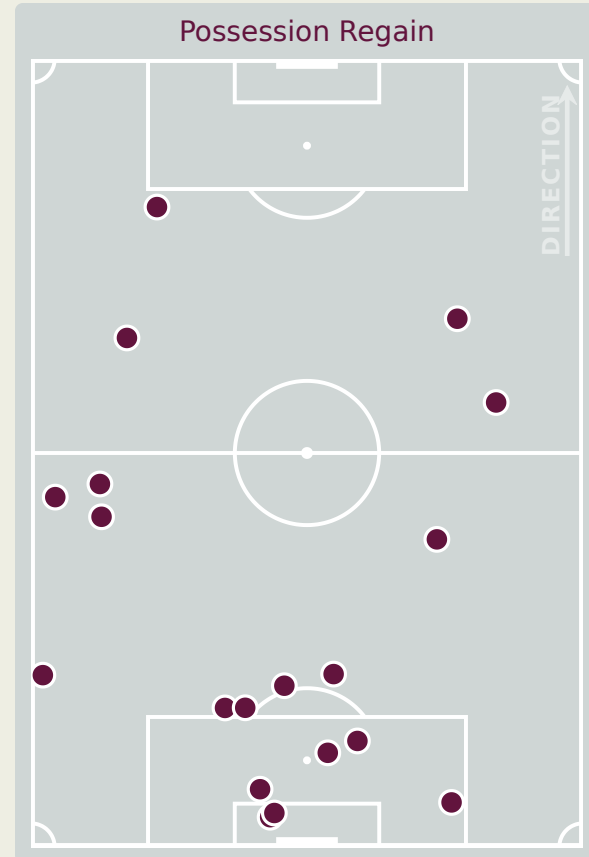
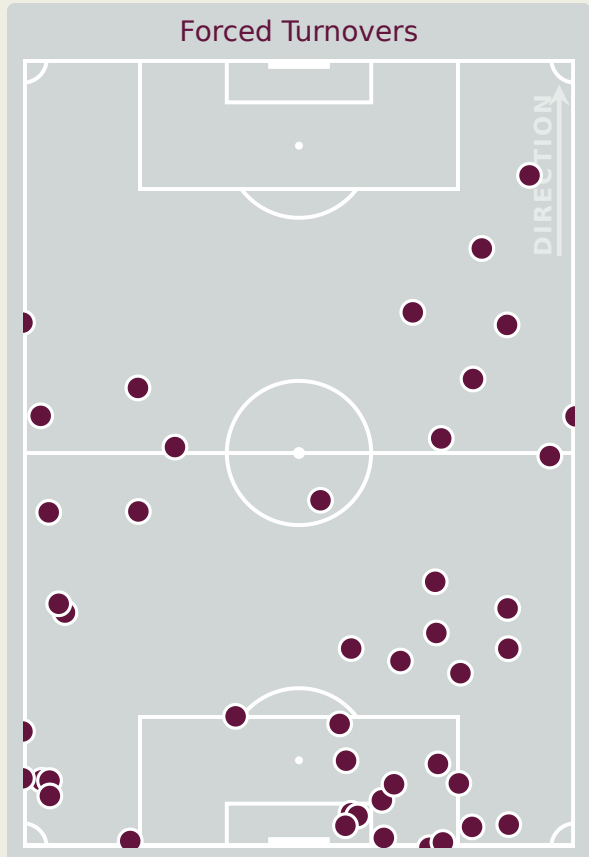
4

SETFORD Tommy
GOALKEEPER

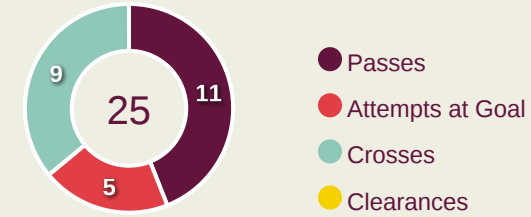
#	Player	Total Possession Regains
1	SETFORD Tommy	4
2	ACHEAMPONG Josh-Kofi	2
3	MEGHOMA Jayden	2
4	McALLISTER Finley	2
5	SAMUEL Lakyle	1
8	GOLDING Michael	3
9	OBOAVWODUO Justin	0
10	AMO-AMEYAW Sam	0
11	NDALA Joel	1
12	MURRAY-CAMPBELL Harrison	3
19	WARHURST Matty	1
7	DIBLING Tyler	0
16	LEWIS-SKELLY Myles	0
17	STEVENS Archie	0
18	RIGG Chris	1
20	NWANERI Ethan	0



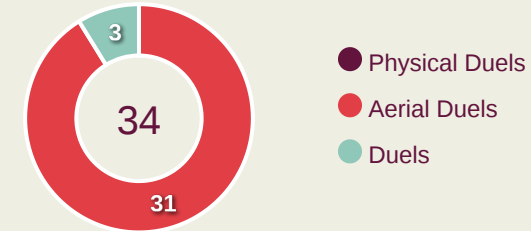
Defensive Actions



Blocks



Possession Contests

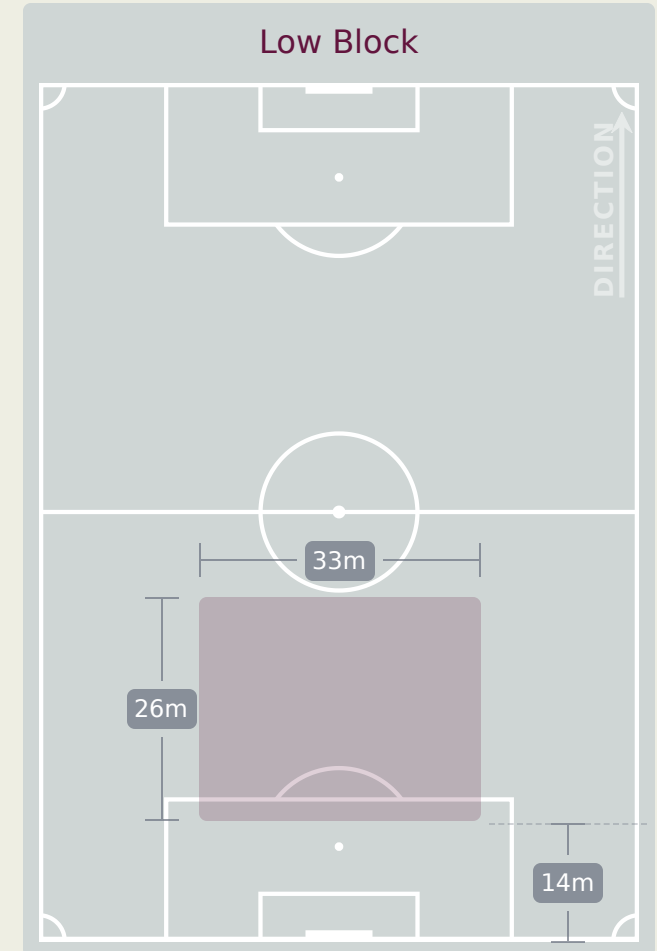
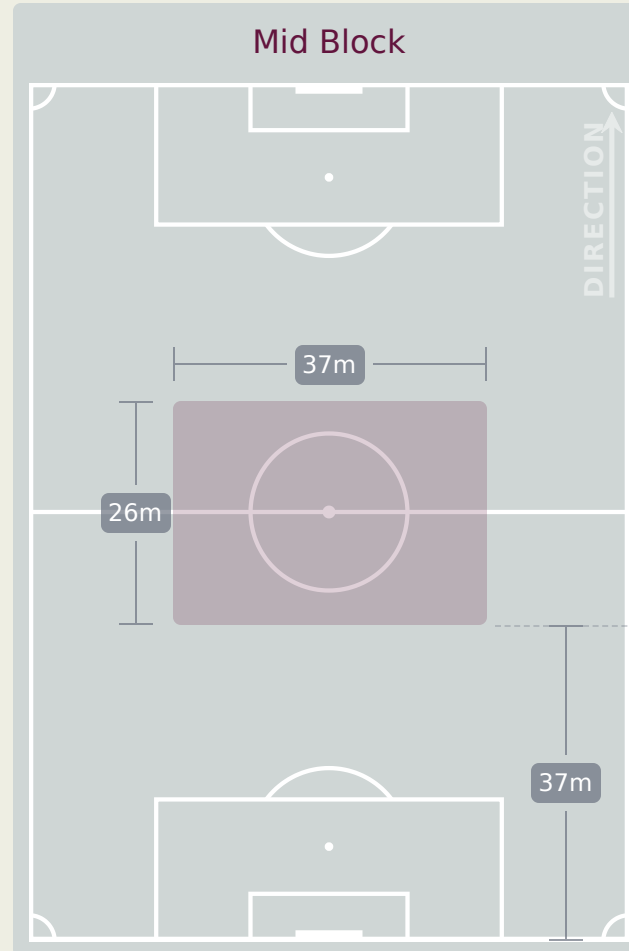
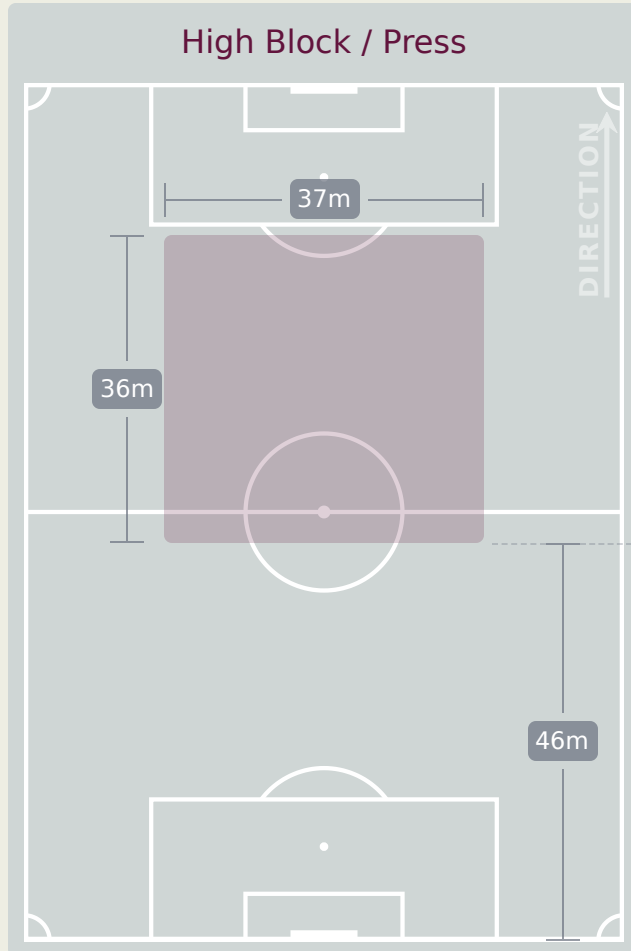


Most Possession Regains

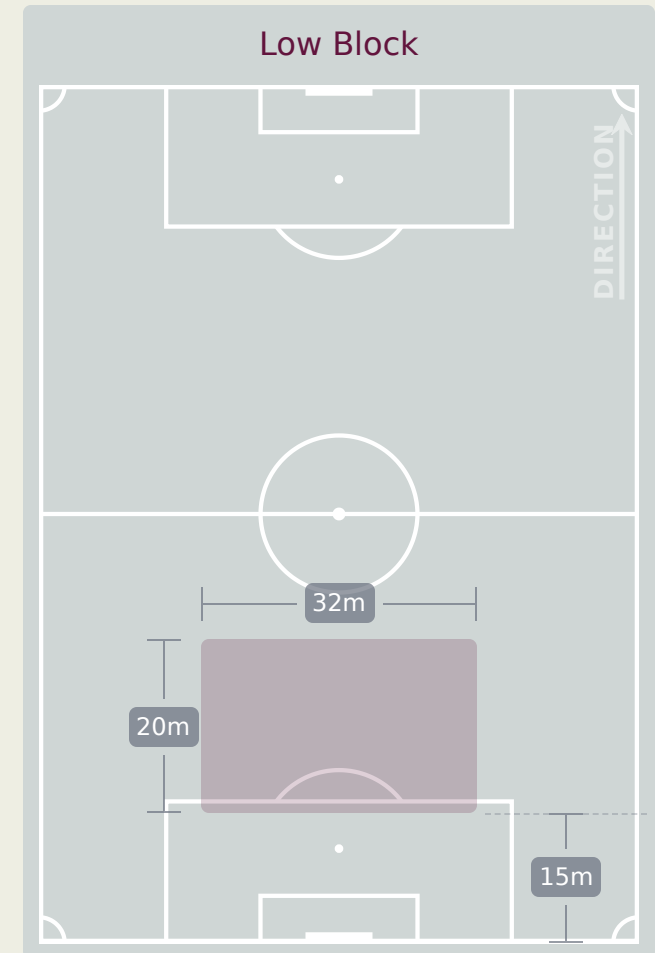
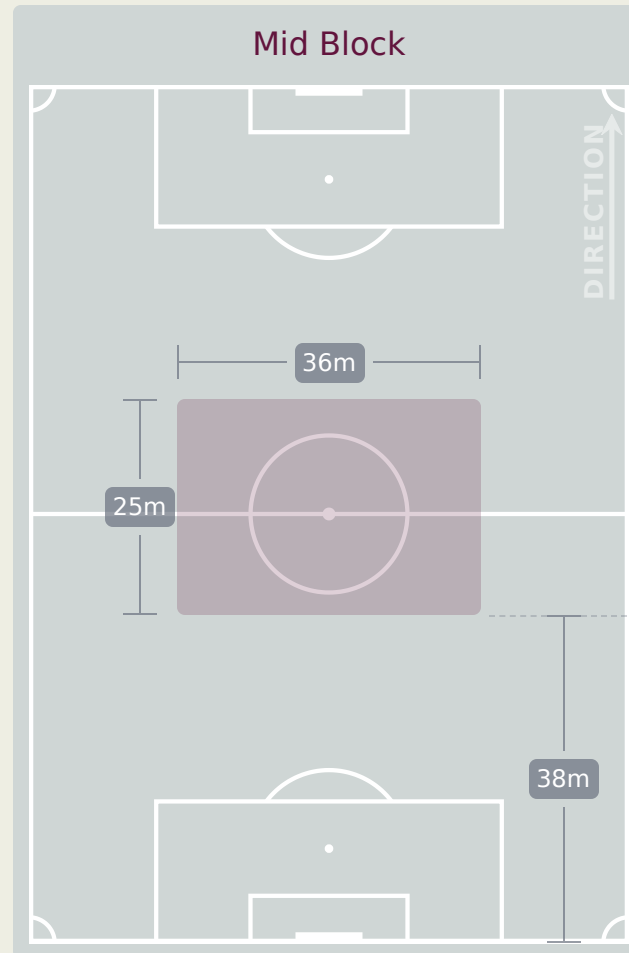
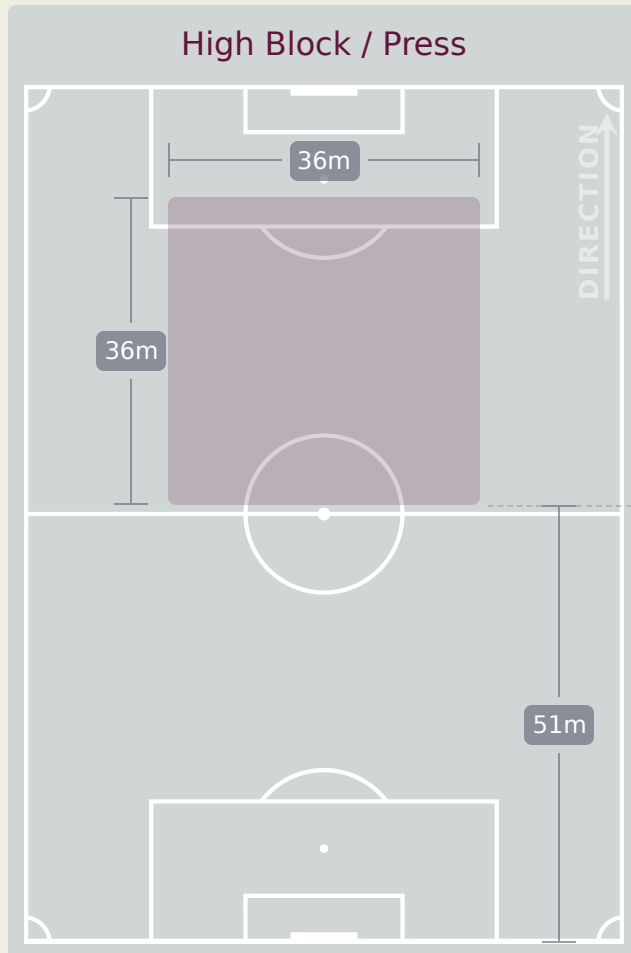


#	Player	Total Possession Regains
1	PHILLIPE GABRIEL	2
2	PEDRO LIMA	1
3	VITOR REIS	3
4	DA MATA	6
7	RAYAN	0
8	LUCAS CAMILO	1
9	KAUA ELIAS	1
10	DUDU	0
16	JOAO HENRIQUE	1
18	SIDNEY	3
20	ESTEVAO	1
5	GUILHERME BATISTA	0
6	SOUZA	0
11	LORRAN	1
13	VITOR GABRIEL	0
15	MATHEUS FERREIRA	1
19	LUIGHI	1

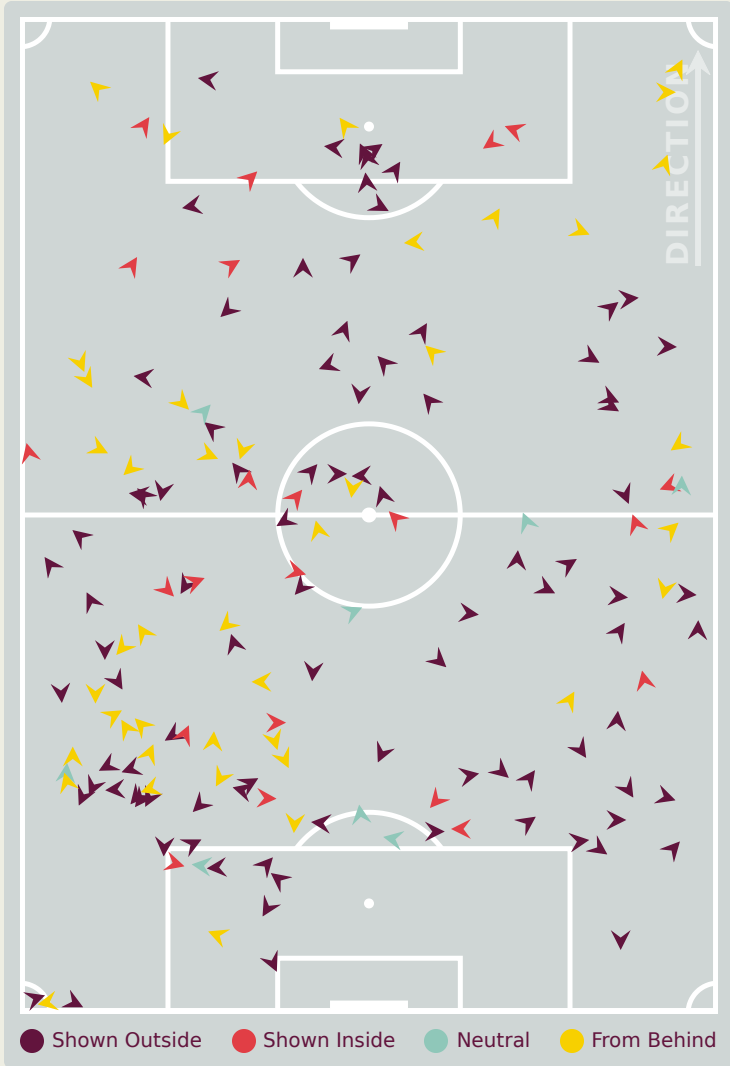
Defensive Line Height & Team Length



Defensive Line Height & Team Length



Defensive Pressure



164	Total Pressures	248
36	Direct Pressures	88
1.5s	Avg Pressure Duration	1.75s
32	Forced Turnovers	45
6.9s	Ball Recovery Time	12.88s
57	Pushing on into Pressing	77
102	Pushing on	141
22	Pressing Direction Inside	41
92	Pressing Direction Outside	135

Most Direct Pressures

6

MEGHOMA Jayden
LEFT BACK

Most Direct Pressures

21

ESTEVAO
ATTACKING MIDFIELD RIGHT



GOALKEEPING



England v Brazil

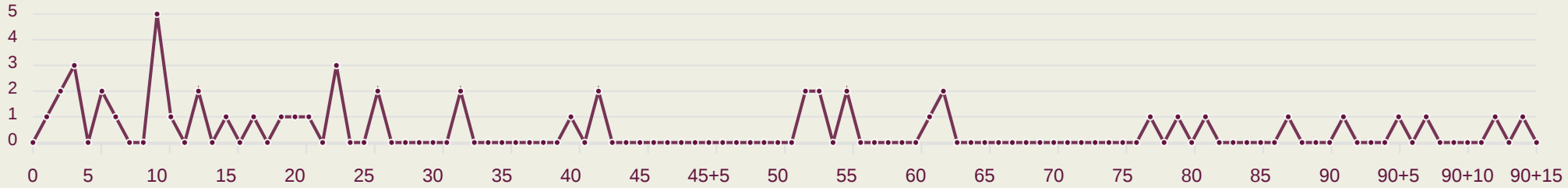


Goalkeeping Involvement



England

England GK Involvement Timeline

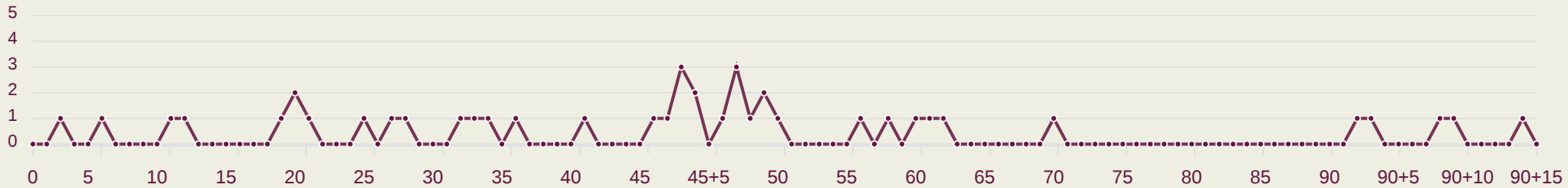


52
Total Involvements



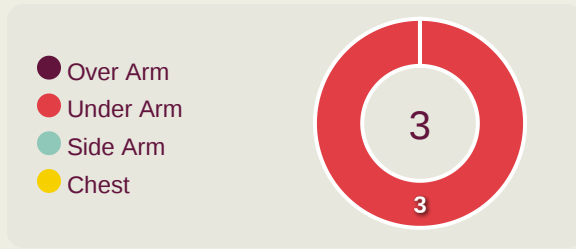
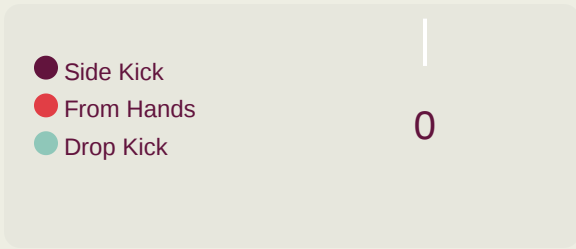
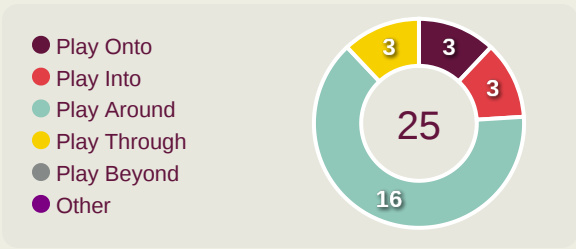
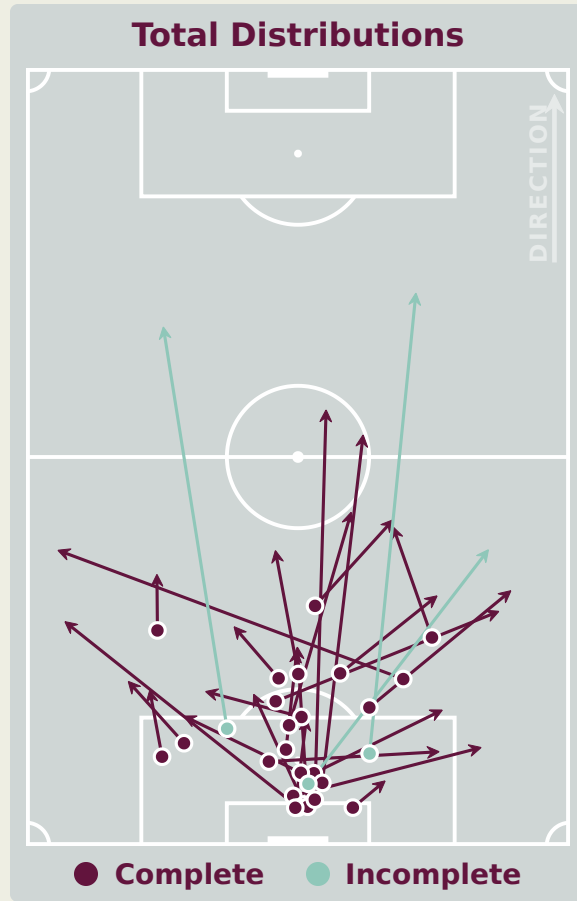
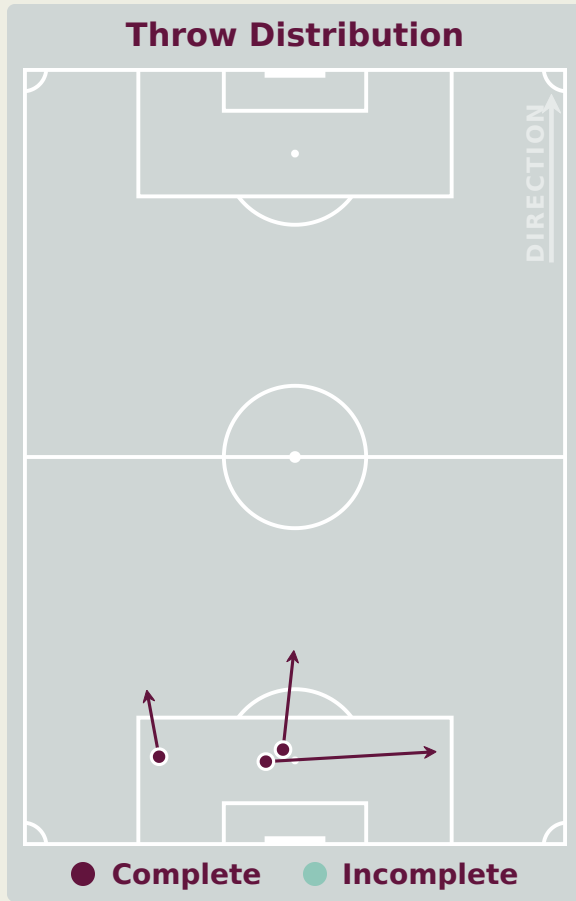
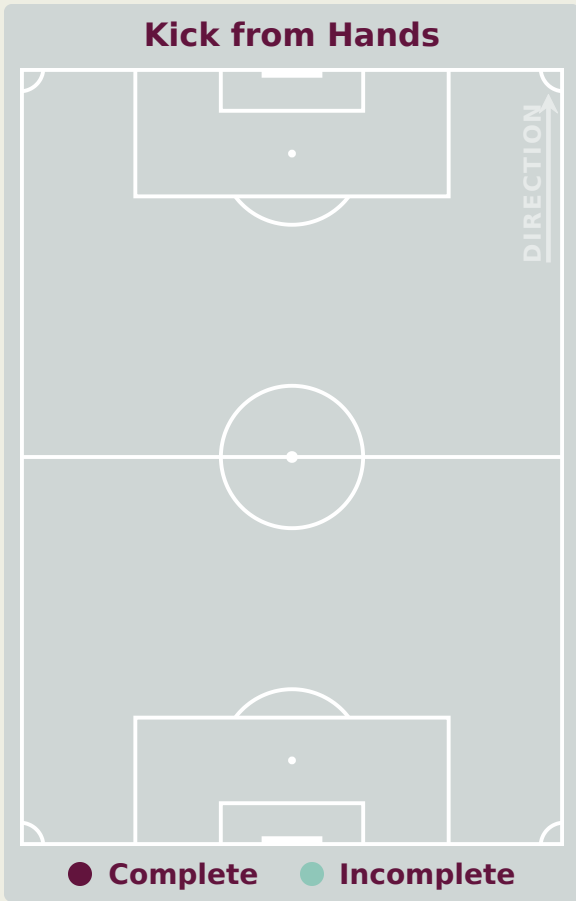
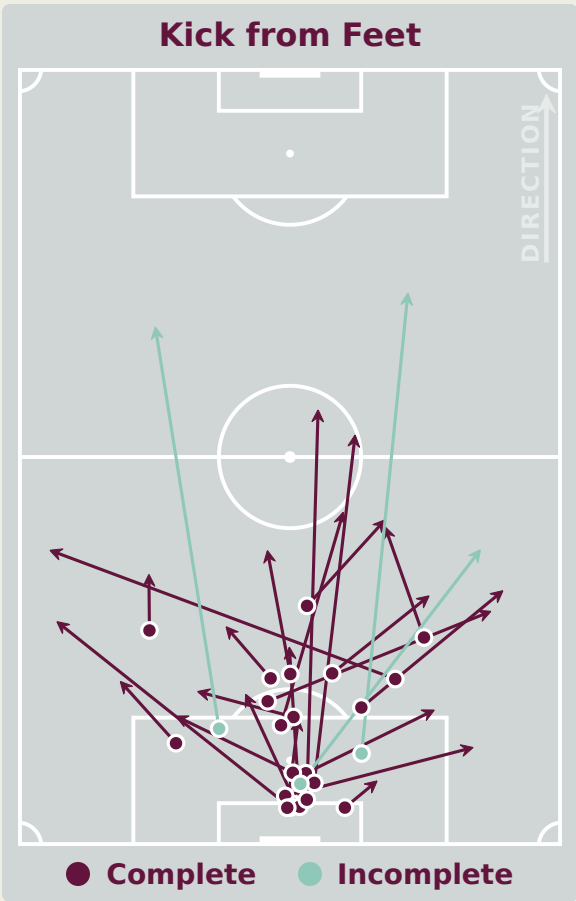
Brazil

Brazil GK Involvement Timeline



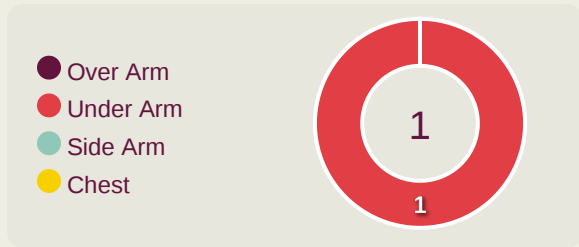
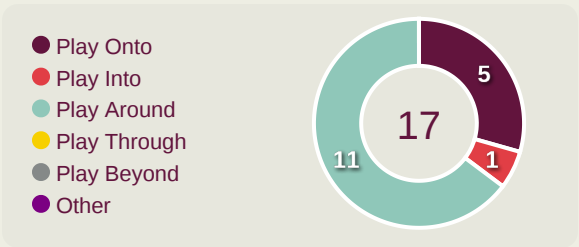
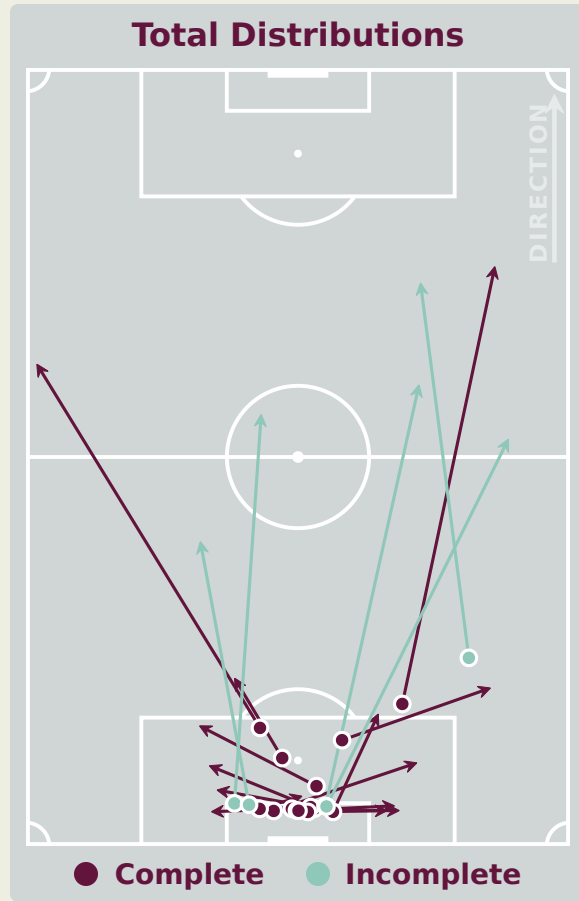
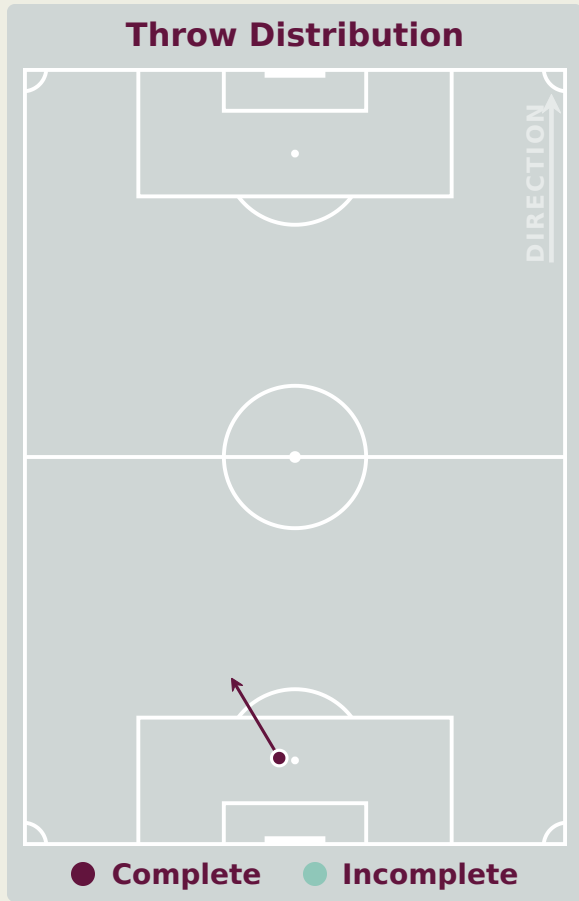
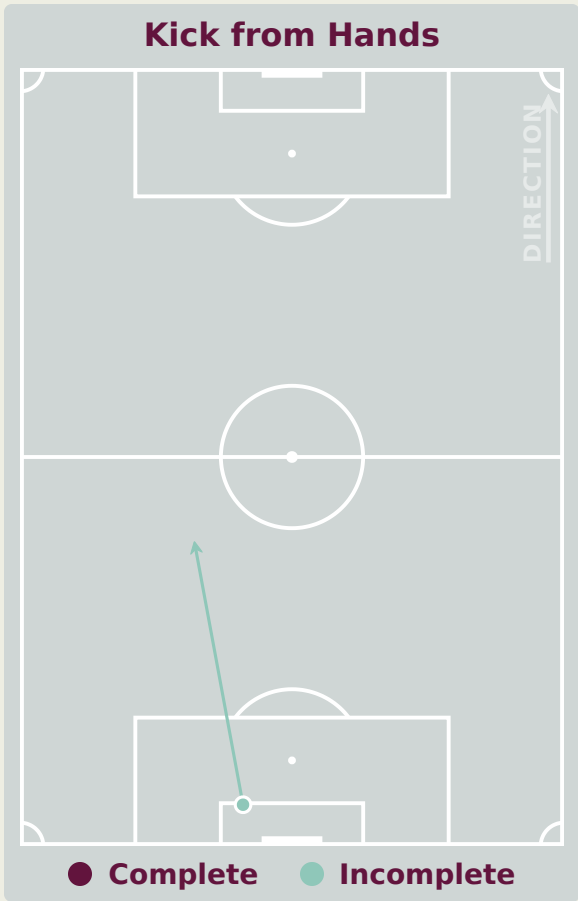
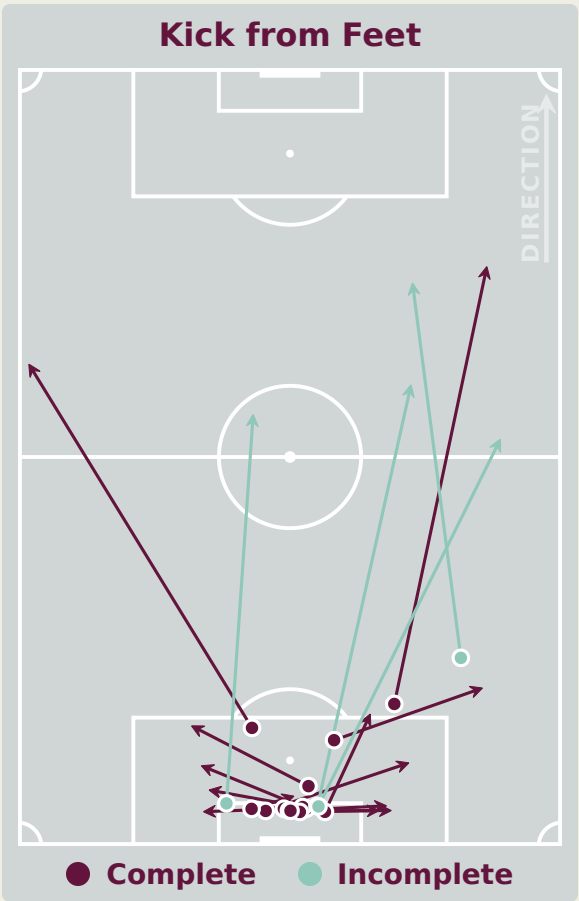
42
Total Involvements

Goalkeeping Distribution

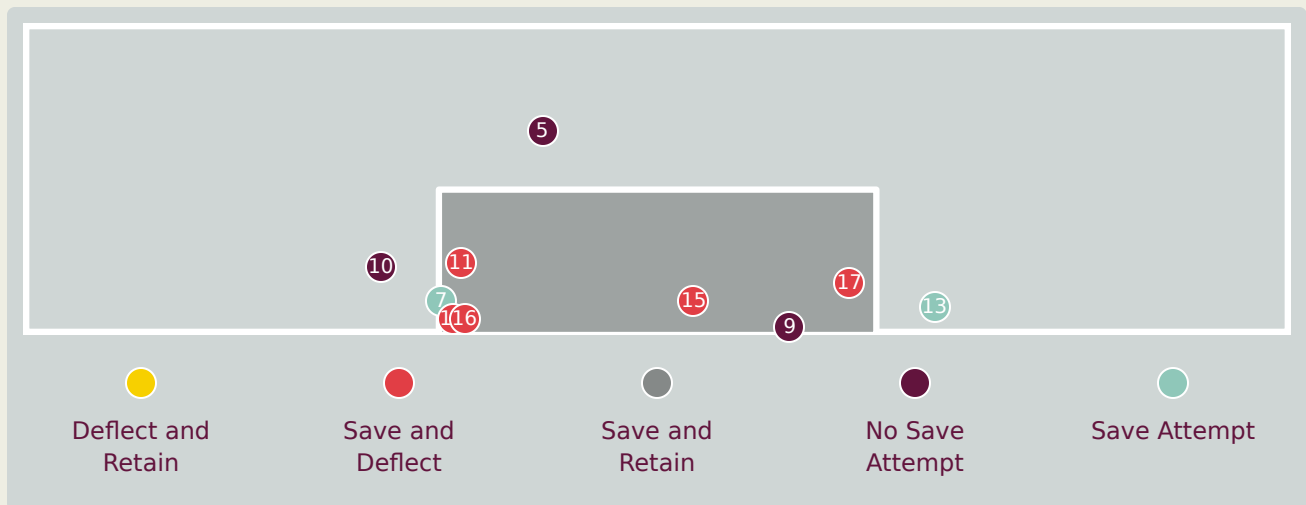
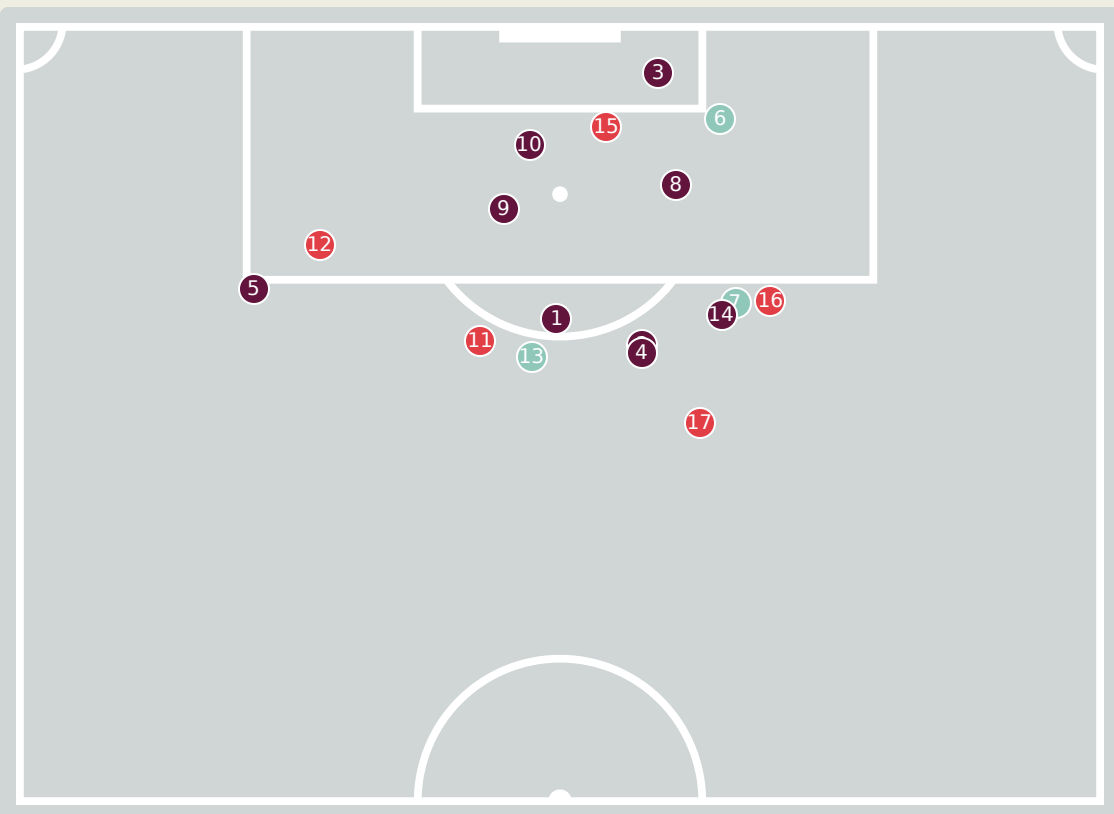




Goalkeeping Distribution

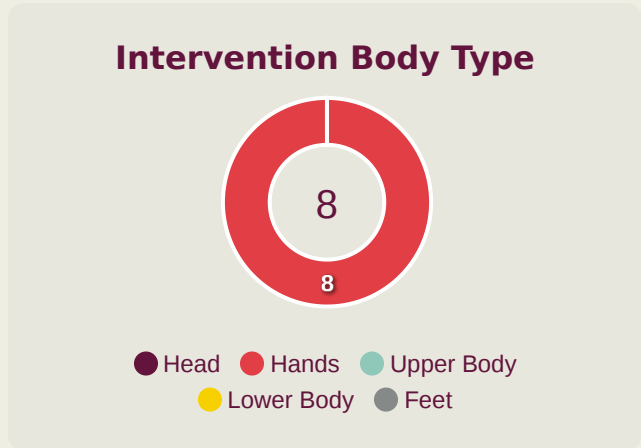
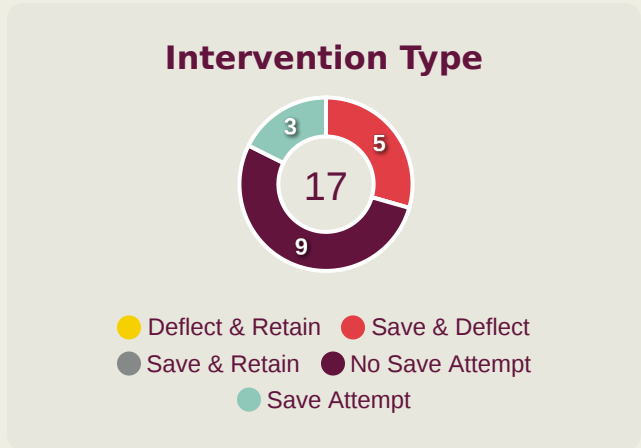


Goal Prevention



17
Total Attempts on Goal Faced

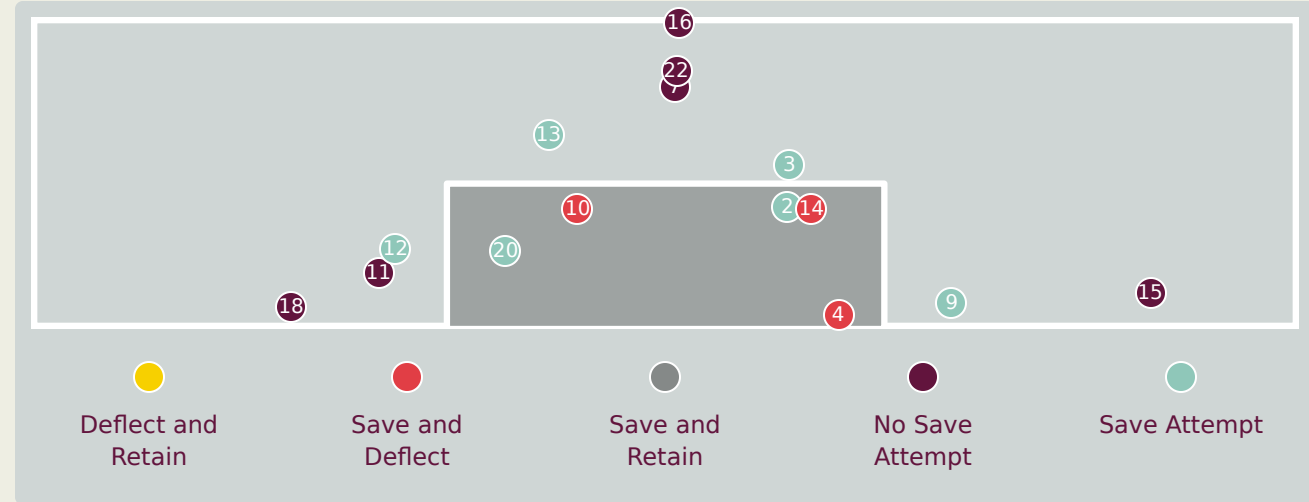
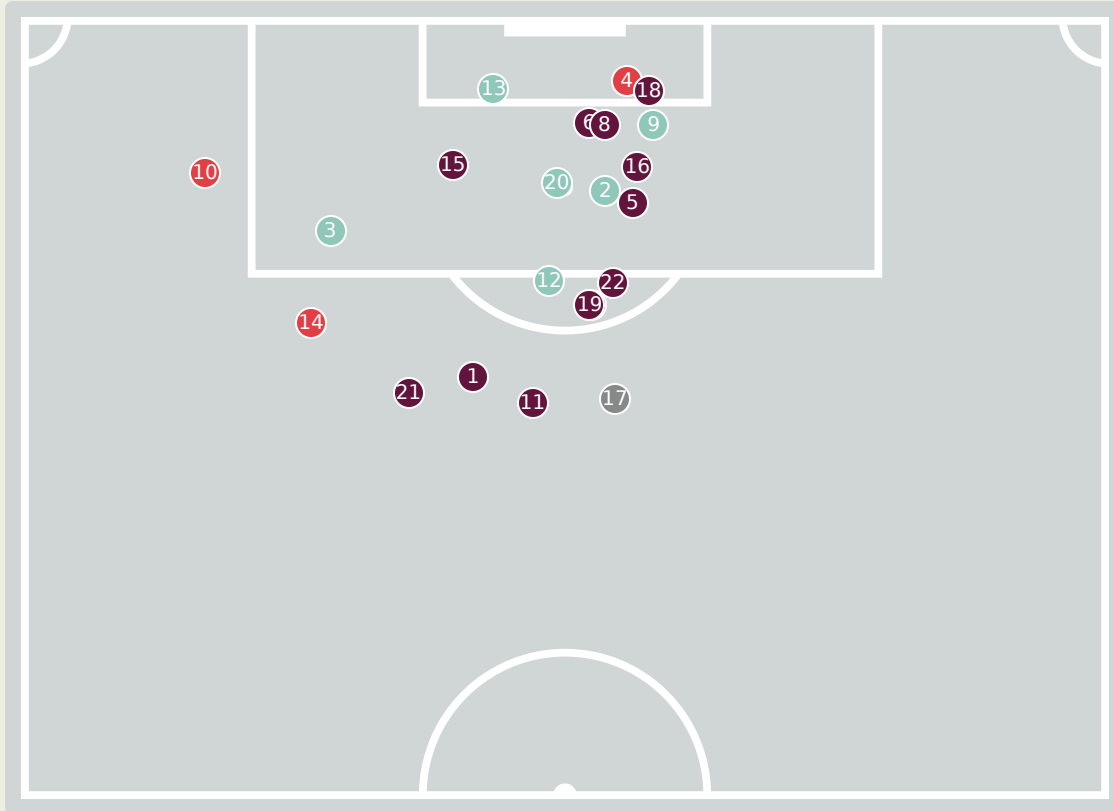
67
Save %



Total Attempts on Goal Faced	Total Goal Interventions	Save & Retain	Deflect & Retain	Save & Deflect	Save Attempt	No Save Attempt
17	5	0	0	5	3	9

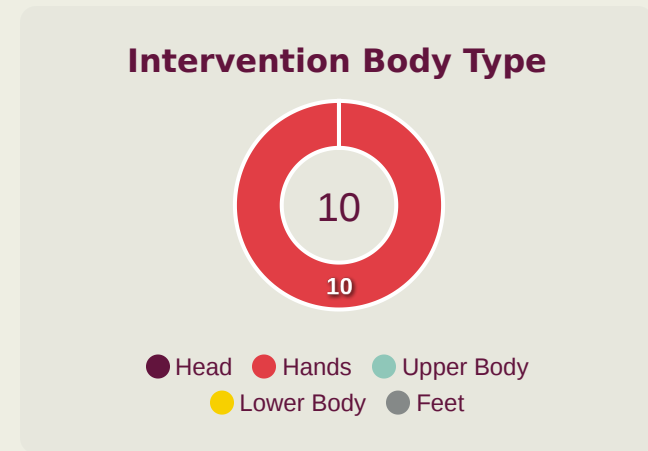
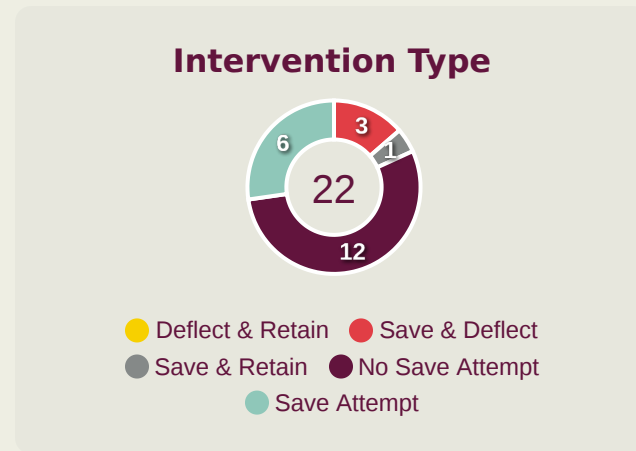


Goal Prevention



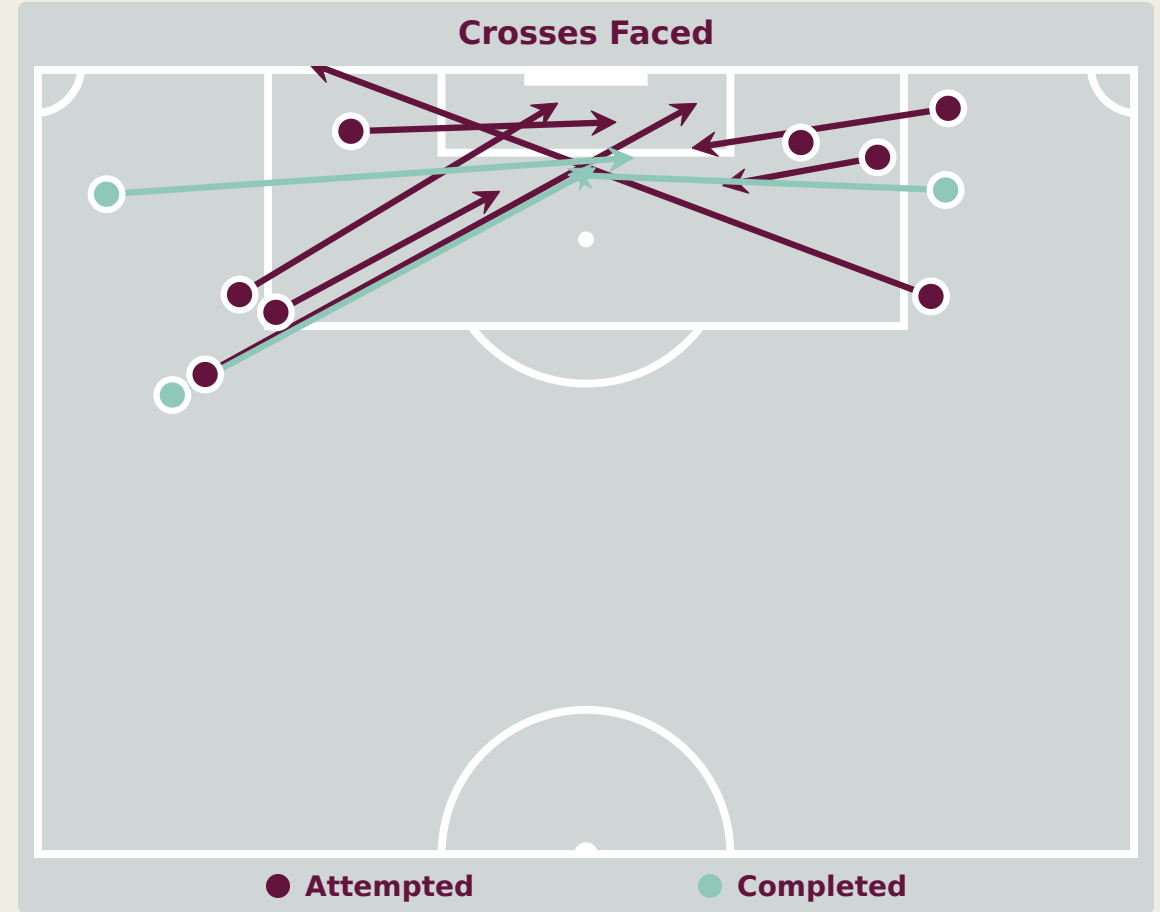
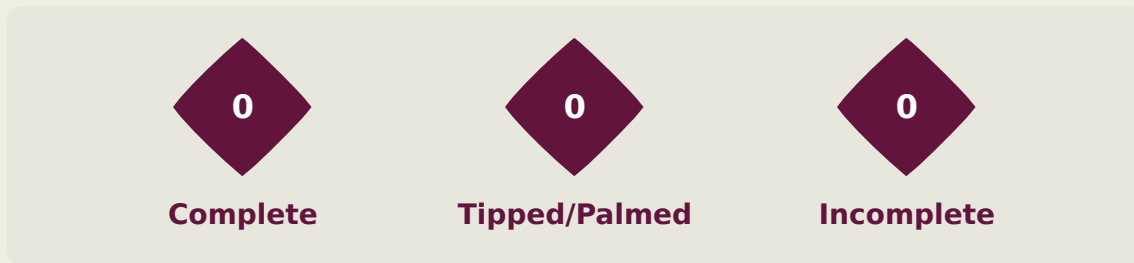
22
Total Attempts on Goal Faced

60
Save %



Total Attempts on Goal Faced	Total Goal Interventions	Save & Retain	Deflect & Retain	Save & Deflect	Save Attempt	No Save Attempt
22	4	1	0	3	6	12

Aerial Control

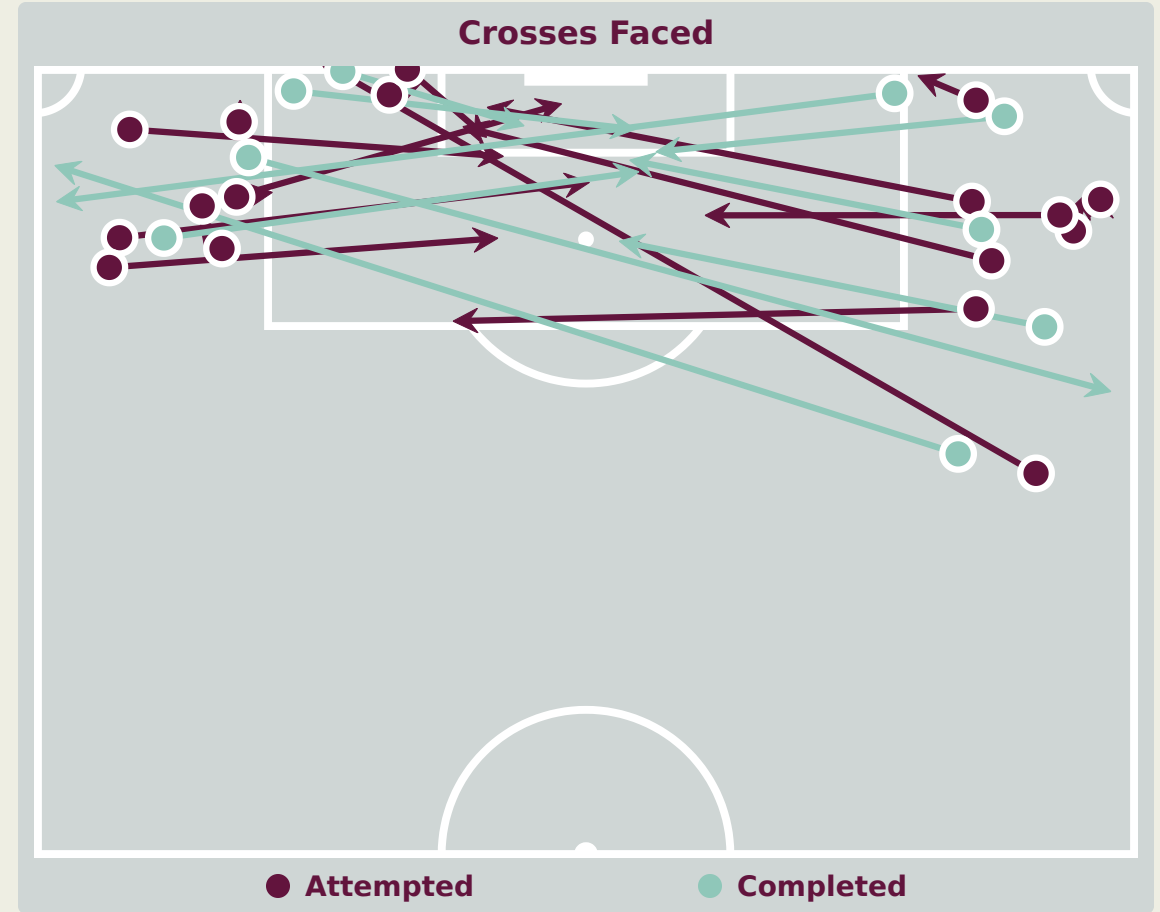
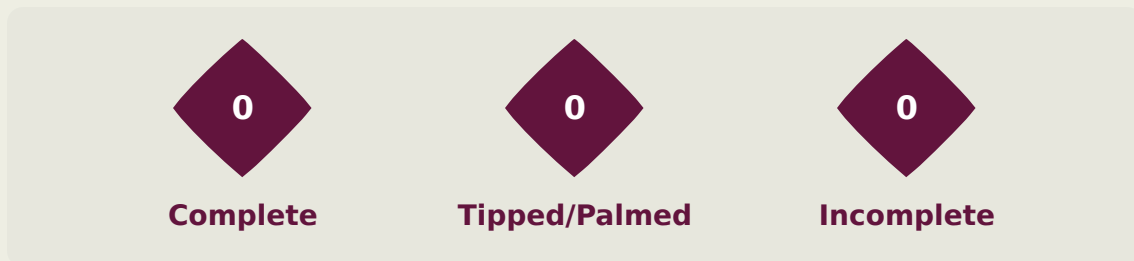
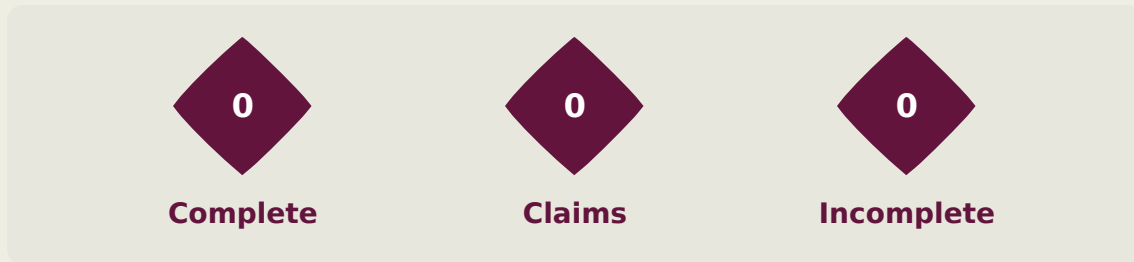
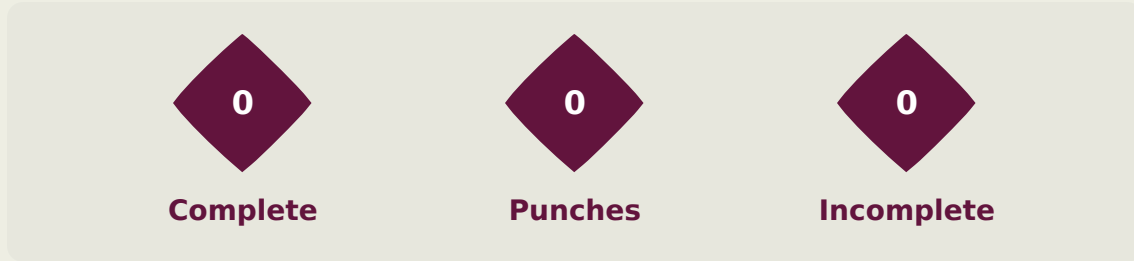


Delivery Types Faced

Total	In Swing	Out Swing	Driven	Lofted	Cutback	Push
15	2	7	2	1	1	2



Aerial Control



Delivery Types Faced

Total	In Swing	Out Swing	Driven	Lofted	Cutback	Push
32	3	12	1	10	3	3

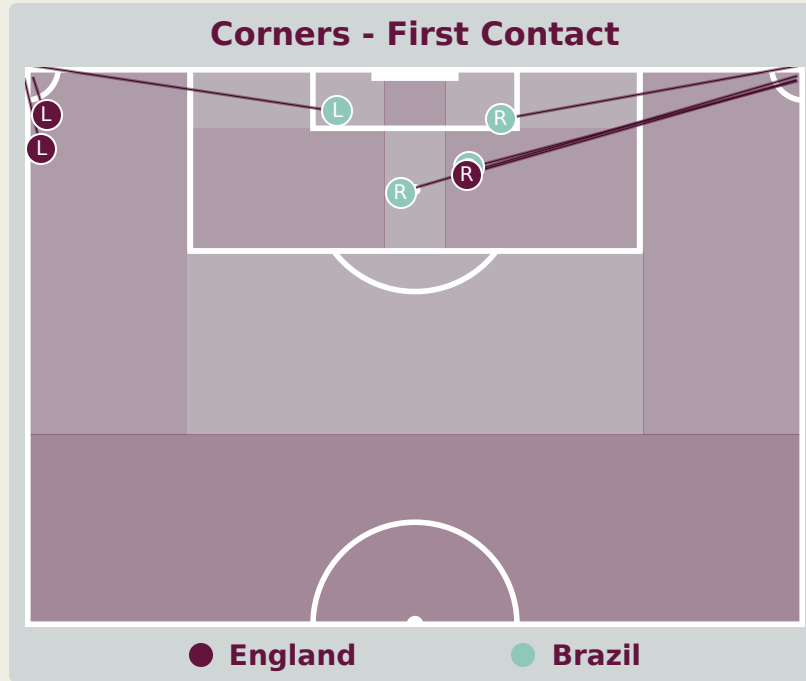
SET PLAYS



England v Brazil



Set Plays - Corners



Delivery Type	From Left Side	From Right Side	Total
Direct to Area	2	4	6
Short	2	0	2
Edge of Penalty Area	0	0	0

Delivery Style	Total
Inswing	2
Outswing	3
Driven	0

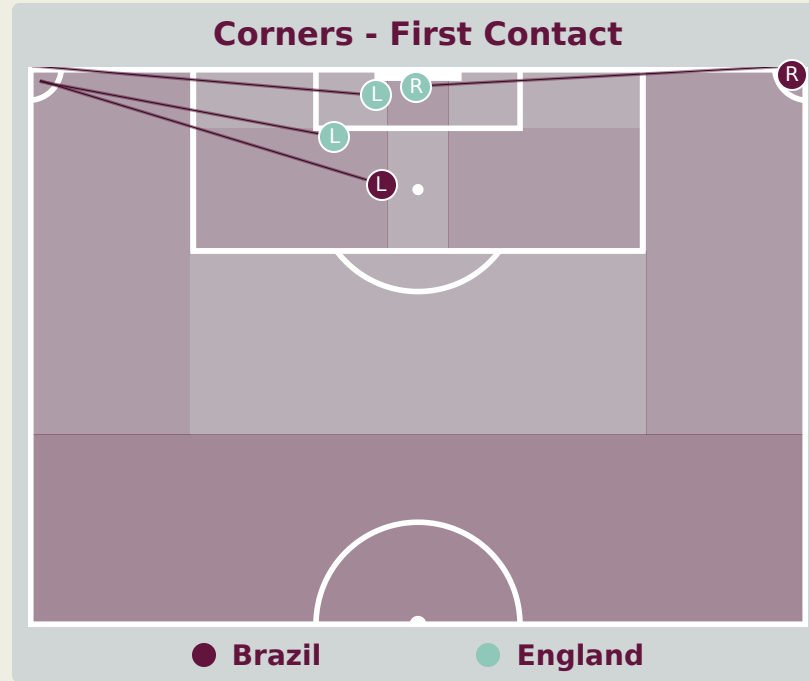
Free Kicks	
Type	Total
Direct	6
Direct (on target)	1
Direct (off target)	0
Indirect	0



Top 5 Player First Contacts		
Player	Team	Total
NDALA Joel	England	2
SAMUEL Lakyle	England	1
VITOR REIS	Brazil	1
RAYAN	Brazil	1
LUCAS CAMILO	Brazil	1



Set Plays - Corners



Delivery Type	From Left Side	From Right Side	Total
Direct to Area	3	1	4
Short	0	1	1
Edge of Penalty Area	0	0	0

Delivery Style	Total
Inswing	2
Outswing	2
Driven	0

Free Kicks	
Type	Total
Direct	6
Direct (on target)	0
Direct (off target)	0
Indirect	0

First Contacts on Brazil Crosses



Top 5 Player First Contacts		
Player	Team	Total
SAMUEL Lakyle	England	2
RAYAN	Brazil	1
LUIGHI	Brazil	1
SETFORD Tommy	England	1

INDIVIDUAL DATA IN POSSESSION



England v Brazil



In Possession - Distributions

England



#	Player	Passes Attempted	Passes Completed	Pass Completion %	Switches of Play	Crosses Attempted	Crosses Completed	Line Breaks Attempted	Line Breaks Completed	Line Break Completion %	Ball Progressions	Take Ons	Step Ins	Attempts at Goal	Goals
1	SETFORD Tommy	28	25	89%	0	0	0	7	4	57%	0	0	0	0	0
2	ACHEAMPONG Josh-Kofi	48	44	92%	0	5	2	12	8	66%	1	0	1	0	0
3	MEGHOMA Jayden	58	54	93%	0	6	2	20	19	95%	1	0	1	1	0
4	McALLISTER Finley	40	32	80%	0	1	1	14	11	78%	4	0	4	2	0
5	SAMUEL Lakyle	68	65	96%	0	0	0	7	6	85%	2	0	2	1	0
8	GOLDING Michael	36	32	89%	0	10	3	9	7	77%	0	0	0	2	0
9	OBOAVWODUO Justin	20	18	90%	0	1	0	3	1	33%	1	1	0	2	0
10	AMO-AMEYAW Sam	24	23	96%	0	2	0	6	5	83%	4	1	3	4	0
11	NDALA Joel	40	34	85%	0	4	2	11	11	100%	7	4	3	4	1
12	MURRAY-CAMPBELL Harrison	69	69	100%	0	0	0	17	17	100%	0	0	0	0	0
19	WARHURST Matty	8	6	75%	0	1	0	3	1	33%	0	0	0	4	0
7	DIBLING Tyler	0	0	0%	0	0	0	0	0	0%	0	0	0	0	0
16	LEWIS-SKELLY Myles	19	18	95%	0	0	0	4	4	100%	2	1	1	0	0
17	STEVENS Archie	0	0	0%	0	0	0	0	0	0%	0	0	0	0	0
18	RIGG Chris	13	12	92%	0	1	0	2	2	100%	0	0	0	0	0
20	NWANERI Ethan	6	5	83%	0	1	0	3	2	66%	0	0	0	2	0

In Possession - Offers & Receptions



			Offer movement types						
#	Player	Total Offers	In Front	In Between	Out to In	In to Out	In Behind	No Movement	Offers Received
1	SETFORD Tommy	6	0	0	0	0	0	6	2
2	ACHEAMPONG Josh-Kofi	33	11	0	0	0	11	11	17
3	MEGHOMA Jayden	21	6	1	1	0	6	7	11
4	McALLISTER Finley	52	24	12	0	0	0	16	18
5	SAMUEL Lakyle	10	0	0	0	0	0	10	7
8	GOLDING Michael	42	11	15	0	4	4	8	22
9	OBOAVWODUO Justin	30	2	5	0	1	16	6	14
10	AMO-AMEYAW Sam	50	8	12	0	4	17	9	18
11	NDALA Joel	17	1	5	1	1	5	4	4
12	MURRAY-CAMPBELL Harrison	7	0	0	0	0	0	7	4
19	WARHURST Matty	25	1	7	0	3	12	2	5
7	DIBLING Tyler	1	1	0	0	0	0	0	0
16	LEWIS-SKELLY Myles	22	12	5	0	0	0	5	12
17	STEVENS Archie	1	0	0	0	0	1	0	0
18	RIGG Chris	20	5	1	0	0	9	5	5
20	NWANERI Ethan	29	7	11	1	1	8	1	8

Brazil



In Possession - Distributions

#	Player	Passes Attempted	Passes Completed	Pass Completion %	Switches of Play	Crosses Attempted	Crosses Completed	Line Breaks Attempted	Line Breaks Completed	Line Break Completion %	Ball Progressions	Take Ons	Step Ins	Attempts at Goal	Goals
1	PHILLIPE GABRIEL	19	14	74%	0	0	0	6	2	33%	0	0	0	0	0
2	PEDRO LIMA	27	21	78%	0	0	0	10	7	70%	3	1	2	1	0
3	VITOR REIS	31	24	77%	0	0	0	12	6	50%	1	0	1	0	0
4	DA MATA	32	27	84%	0	0	0	13	11	84%	1	0	1	1	1
7	RAYAN	13	8	62%	0	1	1	4	1	25%	2	2	0	2	0
8	LUCAS CAMILO	20	17	85%	0	1	0	8	6	75%	0	0	0	0	0
9	KAUA ELIAS	8	8	100%	0	1	0	3	2	66%	2	2	0	1	1
10	DUDU	15	13	87%	0	3	1	9	6	66%	2	0	2	1	0
16	JOAO HENRIQUE	32	31	97%	0	4	1	8	7	87%	0	0	0	1	0
18	SIDNEY	14	14	100%	0	2	1	4	4	100%	0	0	0	1	0
20	ESTEVAO	16	13	81%	0	3	0	5	3	60%	1	0	1	6	0
5	GUILHERME BATISTA	5	3	60%	0	0	0	1	0	0%	0	0	0	0	0
6	SOUZA	1	0	0%	0	0	0	0	0	0%	0	0	0	0	0
11	LORRAN	8	5	62%	0	0	0	0	0	0%	0	0	0	2	0
13	VITOR GABRIEL	0	0	0%	0	0	0	0	0	0%	0	0	0	0	0
15	MATHEUS FERREIRA	7	6	86%	0	0	0	1	0	0%	1	0	1	0	0
19	LUIGHI	5	5	100%	0	0	0	1	1	100%	0	0	0	1	0



In Possession - Offers & Receptions

			Offer movement types						
#	Player	Total Offers	In Front	In Between	Out to In	In to Out	In Behind	No Movement	Offers Received
1	PHILLIPE GABRIEL	1	0	0	0	0	0	1	0
2	PEDRO LIMA	12	1	0	0	0	8	3	6
3	VITOR REIS	8	1	0	0	0	0	7	5
4	DA MATA	6	1	1	0	0	0	4	3
7	RAYAN	1	0	0	0	0	1	0	0
8	LUCAS CAMILO	25	13	7	1	0	1	3	9
9	KAUA ELIAS	49	1	15	4	4	15	10	8
10	DUDU	29	5	10	3	4	2	5	4
16	JOAO HENRIQUE	14	3	1	0	0	2	8	8
18	SIDNEY	9	4	3	0	0	1	1	1
20	ESTEVAO	33	5	6	4	5	6	7	13
5	GUILHERME BATISTA	1	1	0	0	0	0	0	1
6	SOUZA	0	0	0	0	0	0	0	0
11	LORRAN	15	1	0	3	1	2	8	6
13	VITOR GABRIEL	0	0	0	0	0	0	0	0
15	MATHEUS FERREIRA	13	9	2	0	0	0	2	5
19	LUIGHI	18	1	3	1	2	4	7	2

INDIVIDUAL DATA OUT OF POSSESSION



England v Brazil



Out of Possession

England 

#	Player	Tackles Made / Won	Blocks	Interceptions	Pressing Direct	Pressing Indirect	Duels Won - Aerial	Duels Won - Physical	Possession Contests won	Clearances	Loose Ball Receptions	Pushing On	Pushing On into Pressing	Possession Regains	Possession Interrupted
1	SETFORD Tommy	0 / 0	0	0	0	0	0	0	0	0	3	0	0	4	0
2	ACHEAMPONG Josh-Kofi	2 / 0	1	1	4	5	1	0	1	2	9	10	6	2	2
3	MEGHOMA Jayden	4 / 0	2	0	6	12	1	0	1	4	4	9	3	2	5
4	McALLISTER Finley	1 / 0	1	0	3	6	0	0	1	1	6	7	1	2	1
5	SAMUEL Lakyle	0 / 0	0	4	1	7	1	0	1	9	8	2	1	1	9
8	GOLDING Michael	1 / 0	3	0	4	11	2	0	2	0	4	9	6	3	2
9	OBOAVWODUO Justin	0 / 0	0	0	4	6	2	0	2	0	3	8	5	0	0
10	AMO-AMEYAW Sam	1 / 0	2	1	2	18	0	0	0	0	6	4	1	0	2
11	NDALA Joel	2 / 0	1	0	3	12	1	0	1	0	16	7	6	1	0
12	MURRAY-CAMPBELL Harrison	1 / 0	2	0	1	0	0	0	0	10	0	0	0	3	7
19	WARHURST Matty	1 / 0	1	0	4	33	3	0	3	0	0	36	22	1	0
7	DIBLING Tyler	0 / 0	0	0	0	0	0	0	0	0	0	0	0	0	0
16	LEWIS-SKELLY Myles	1 / 0	0	0	1	2	0	0	0	0	2	3	0	0	1
17	STEVENS Archie	0 / 0	0	0	0	2	0	0	0	0	0	0	0	0	0
18	RIGG Chris	0 / 0	1	1	0	6	0	0	0	1	1	3	2	1	1
20	NWANERI Ethan	3 / 0	0	0	3	8	0	0	0	0	1	4	4	0	1

Brazil



Out of Possession

#	Player	Tackles Made / Won	Blocks	Interceptions	Pressing Direct	Pressing Indirect	Duels Won - Aerial	Duels Won - Physical	Possession Contests won	Clearances	Loose Ball Receptions	Pushing On	Pushing On into Pressing	Possession Regains	Possession Interrupted
1	PHILLIPE GABRIEL	0 / 0	0	0	0	0	0	0	0	1	0	0	0	2	0
2	PEDRO LIMA	9 / 0	5	1	10	15	0	0	2	8	3	24	11	1	10
3	VITOR REIS	1 / 0	6	0	5	1	3	0	3	6	1	0	0	3	5
4	DA MATA	1 / 0	5	0	0	1	2	0	2	4	1	1	0	6	7
7	RAYAN	4 / 0	0	0	6	0	3	0	3	3	4	1	0	0	2
8	LUCAS CAMILO	3 / 0	0	0	5	17	2	0	2	4	3	31	13	1	3
9	KAUA ELIAS	4 / 0	3	0	6	32	1	0	1	0	4	25	14	1	2
10	DUDU	2 / 0	1	0	4	29	1	0	1	1	3	11	8	0	1
16	JOAO HENRIQUE	7 / 0	3	1	5	3	0	0	0	4	8	10	5	1	2
18	SIDNEY	8 / 0	1	0	9	3	0	0	0	3	7	7	2	3	5
20	ESTEVAO	12 / 0	1	1	21	30	2	0	2	1	5	16	13	1	3
5	GUILHERME BATISTA	0 / 0	0	0	0	3	0	0	0	0	0	1	0	0	0
6	SOUZA	1 / 0	0	0	0	0	1	0	1	0	0	0	0	0	0
11	LORRAN	5 / 0	0	0	10	9	0	0	0	1	2	4	3	1	3
13	VITOR GABRIEL	0 / 0	0	0	2	1	0	0	0	0	1	3	2	0	0
15	MATHEUS FERREIRA	4 / 0	2	0	4	7	1	0	1	0	2	1	1	1	1
19	LUIGHI	0 / 0	1	0	1	9	0	0	0	1	2	6	5	1	0

INDIVIDUAL DATA PHYSICAL



England v Brazil



Physical Data

England 

#	Player	Total Distance (m)	Zone 1: 0-7 km/h (m)	Zone 2: 7-15 km/h (m)	Zone 3: 15-20 km/h (m)	Zone 4: 20-25 km/h (m)	Zone 5: 25+ km/h (m)	High Speed Runs (Zone 4)	Sprints (Zone 5)	Top Speed (km/h)
1	SETFORD Tommy	4735.5	3188.9	1263.4	274.7	9.0	0	18.0	1.0	21.0
2	ACHEAMPONG Josh-Kofi	10228.4	4112.8	4333.8	1351.2	344.7	86.9	107.0	32.0	27.8
3	MEGHOMA Jayden	9426.0	3750.6	3950.4	1226.3	413.8	84.8	93.0	30.0	32.8
4	McALLISTER Finley	7376.5	2542.7	3405.0	1045.2	278.1	105.5	78.0	24.0	27.8
5	SAMUEL Lakyle	8830.9	3969.5	3437.0	1050.9	304.7	68.0	85.0	20.0	30.9
8	GOLDING Michael	11127.3	4083.7	4927.2	1692.5	341.6	82.3	122.0	27.0	29.4
9	OBOAVWODUO Justin	6075.5	2587.0	2274.1	662.8	374.9	176.8	60.0	27.0	32.2
10	AMO-AMEYAW Sam	7072.6	2239.9	3103.4	1149.3	462.5	117.4	90.0	34.0	31.5
11	NDALA Joel	9392.5	4625.8	2983.0	1058.5	501.6	222.6	107.0	46.0	31.4
12	MURRAY-CAMPBELL Harrison	10309.0	4199.9	4499.9	1192.8	376.3	41.2	104.0	30.0	28.1
19	WARHURST Matty	9884.3	4351.1	3525.7	1194.0	606.9	205.6	114.0	45.0	33.0
7	DIBLING Tyler	185.9	50.3	49.2	44.8	41.6	0	3.0	3.0	25.0
16	LEWIS-SKELLY Myles	3758.6	1618.8	1529.0	426.6	148.5	35.3	40.0	10.0	30.2
17	STEVENS Archie	197.2	48.4	97.0	51.8	0	0	4.0	0	19.2
18	RIGG Chris	3767.4	1502.8	1579.3	533.8	134.1	16.6	43.0	9.0	28.2
20	NWANERI Ethan	3669.1	1867.2	1074.7	377.5	280.7	69.0	37.0	21.0	28.4

Physical Data



#	Player	Total Distance (m)	Zone 1: 0-7 km/h (m)	Zone 2: 7-15 km/h (m)	Zone 3: 15-20 km/h (m)	Zone 4: 20-25 km/h (m)	Zone 5: 25+ km/h (m)	High Speed Runs (Zone 4)	Sprints (Zone 5)	Top Speed (km/h)
1	PHILLIPE GABRIEL	3475.4	2958.6	474.4	42.4	0	0	5.0	0	18.4
2	PEDRO LIMA	9542.8	3661.6	4204.6	1119.4	392.2	164.1	99.0	32.0	31.2
3	VITOR REIS	9612.2	4242.8	4032.3	1037.2	232.6	67.3	90.0	20.0	28.5
4	DA MATA	8844.1	3973.6	3758.7	886.2	184.8	39.8	74.0	14.0	28.1
7	RAYAN	8835.5	4008.7	3578.4	858.8	298.6	91.0	79.0	25.0	28.8
8	LUCAS CAMILO	9247.2	2702.0	4959.3	1297.4	278.3	10.2	111.0	18.0	25.7
9	KAUA ELIAS	8271.1	3382.9	3172.8	937.1	616.2	161.3	89.0	38.0	31.2
10	DUDU	12074.5	3210.6	6046.9	2208.4	557.8	50.7	147.0	32.0	29.9
16	JOAO HENRIQUE	9274.7	3973.3	3673.7	1105.5	400.7	121.5	97.0	32.0	29.1
18	SIDNEY	9435.4	2980.6	4700.7	1374.7	351.0	29.2	98.0	29.0	27.3
20	ESTEVAO	7773.1	2530.9	3352.5	1122.4	684.0	83.2	94.0	46.0	28.9
5	GUILHERME BATISTA	1388.5	426.8	728.0	202.3	31.4	0	16.0	3.0	22.2
6	SOUZA	779.9	235.2	282.6	176.7	85.3	0	7.0	4.0	25.5
11	LORRAN	2819.8	1100.6	1184.1	298.9	189.5	46.5	31.0	13.0	29.3
13	VITOR GABRIEL	684.6	263.2	304.0	69.5	10.9	37.1	5.0	1.0	31.1
15	MATHEUS FERREIRA	2358.3	887.4	975.9	298.6	167.9	28.3	27.0	10.0	28.2
19	LUIGHI	2958.7	1079.0	1304.5	298.8	156.5	119.8	30.0	14.0	32.7

