



U-17 WORLD CUP
INDONESIA 2023



Japan 1 - 0 Poland

Group D - Match 7
11 November 2023
16:00 Kick Off

Si Jalak Harupat Stadium

POST MATCH SUMMARY REPORT

Match Summary - Teams

 **Japan**

1 — **0**

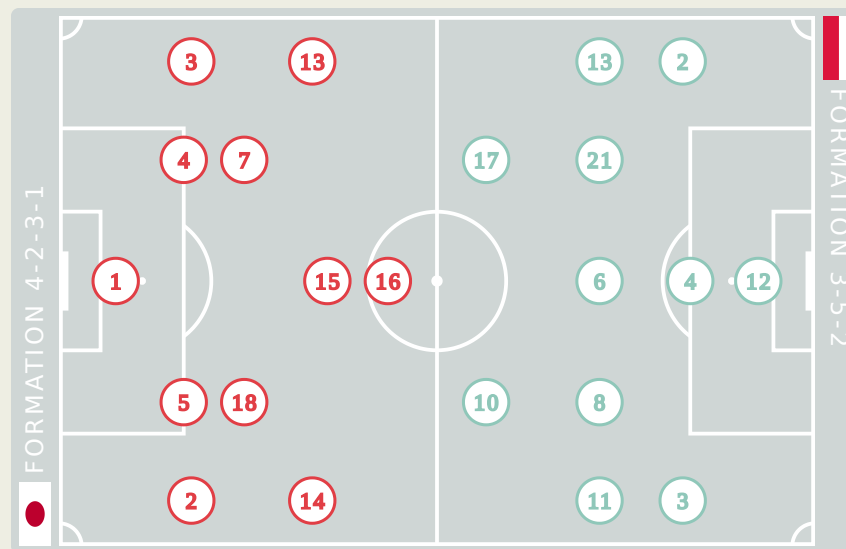
Poland 

STARTING

1	GK	GOTO Wataru	
2	DF	MATSUMOTO Haruto	↓ 90+22'
3	DF	KOSUGI Keita (C)	
4	DF	TSUCHIYA Kaito	
5	DF	HONDA Kotaro	
7	MF	NAKAJIMA Yotaro	
13	MF	YOSHINAGA Yumeki	
14	FW	NAWATA Gaku	↓ 89'
15	FW	TOKUDA Homare	↓ 88'
16	FW	INOUE Alen	↓ 90+10'
18	DF	NAGANO Shuto	42' ↓ 45'

SUBSTITUTES

12	GK	KAMBAYASHI Taisei	
21	GK	PISANO Alexandre	
6	MF	YAMAMOTO Joi	↑ 45'
8	MF	YADA Ryunosuke	
9	FW	MICHIWAKI Yutaka	↑ 88'
10	MF	SATO Ryunosuke	↑ 90+10'
11	FW	TAKAOKA Rento	↑ 89' ⚽ 90+6'
17	DF	SHIBATA Shotaro	↑ 90+22'
19	DF	FUSE Katsuma	
20	MF	KAWAMURA Gakuto	



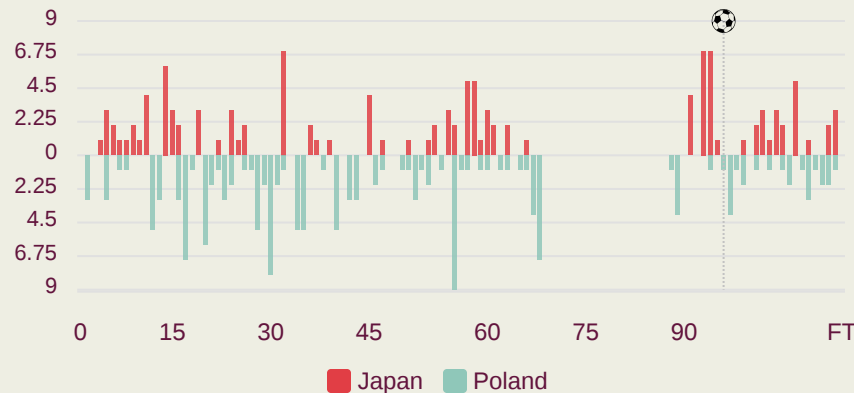
STARTING

12	GK	MATYS Michal	
2	DF	SZALA Dominik	
3	DF	KRZYZANOWSKI Jakub	
4	DF	ORLIKOWSKI Igor	
6	MF	SZNAUCNER Maksymilian	92'
8	MF	BORYS Karol	↓ 63'
10	FW	MIKOLAJEWSKI Daniel	
11	MF	(C) KOLANKO Krzysztof	
13	MF	LYCZKO Szymon	↓ 55'
17	FW	HURAS Mike	↓ 90+7'
21	MF	REGULA Marcel	

SUBSTITUTES

1	GK	PIEKUTOWSKI Milosz	
16	GK	LISEWSKI Robin	
5	DF	GURGUL Michal	↑ 55'
7	MF	WOLSKI Filip	
9	FW	TOMCZYK Oskar	
14	FW	SKOCZYLAS Mateusz	↑ 90+7'
15	DF	KOWALIK Piotr	
18	MF	ROZGA Filip	
19	MF	BRZYSKI Igor	↑ 63'
20	MF	LABEDZKI Jan	

Distribution in the Final Third



Match Summary - Key Statistics



Possession

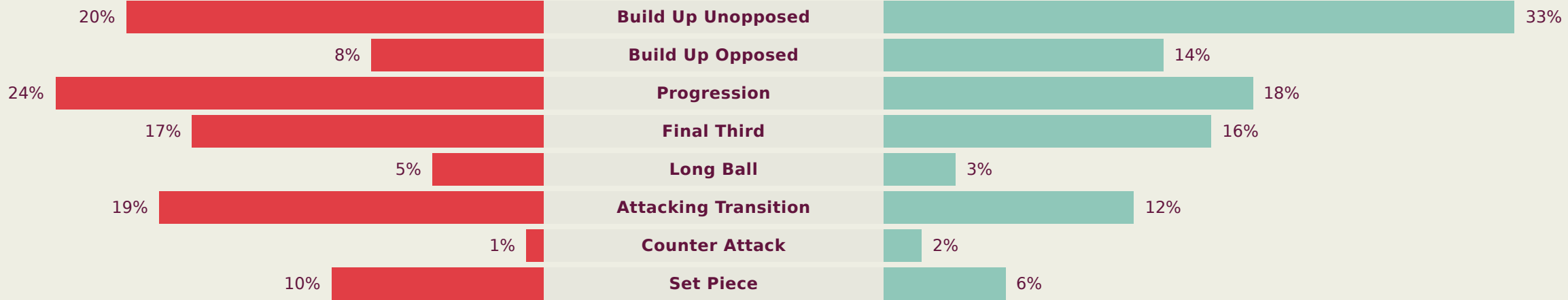
Total	34%	12.1%	53.9%	Total
1	Goals			0
20 (9)	Attempts at Goal (On Target)			14 (7)
328 (227)	Total Passes (Complete)			447 (354)
69 %	Pass Completion %			79 %
77	Completed Line Breaks			99
10	Defensive Line Breaks			10
100	Receptions in the Final Third			111
23	Crosses			16
10	Ball Progressions			15
235 (59)	Defensive Pressures Applied (Direct Pressures)			154 (34)
53	Forced Turnovers			65
75	Second Balls			88
111.2 km	Total Distance Covered			107.9 km
6.9 km	Zone 4 - Low Speed Sprinting: 20-25 km/h			5.9 km



Phases of Play



IN POSSESSION



OUT OF POSSESSION



IN POSSESSION

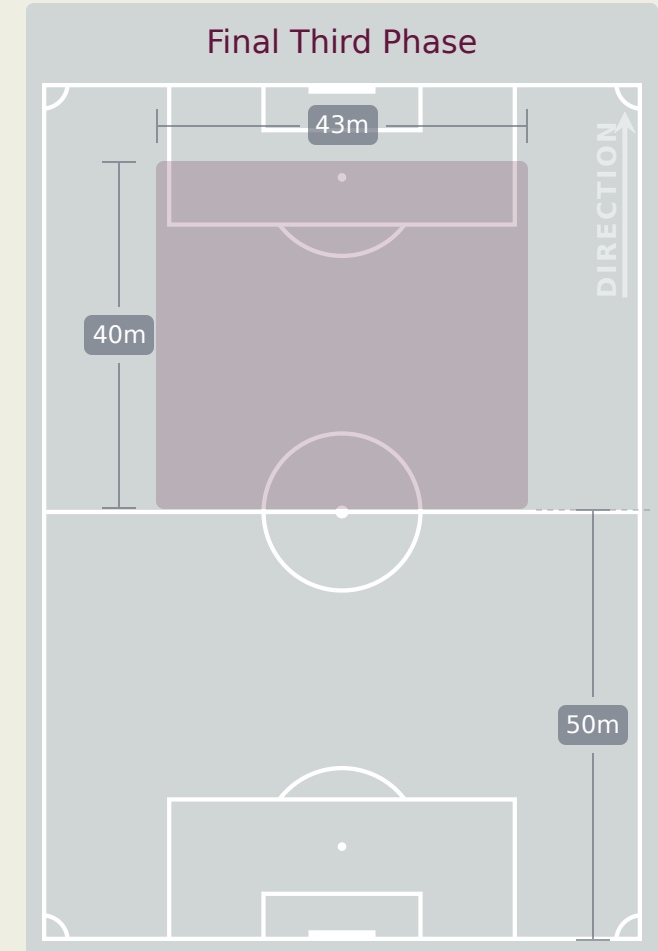
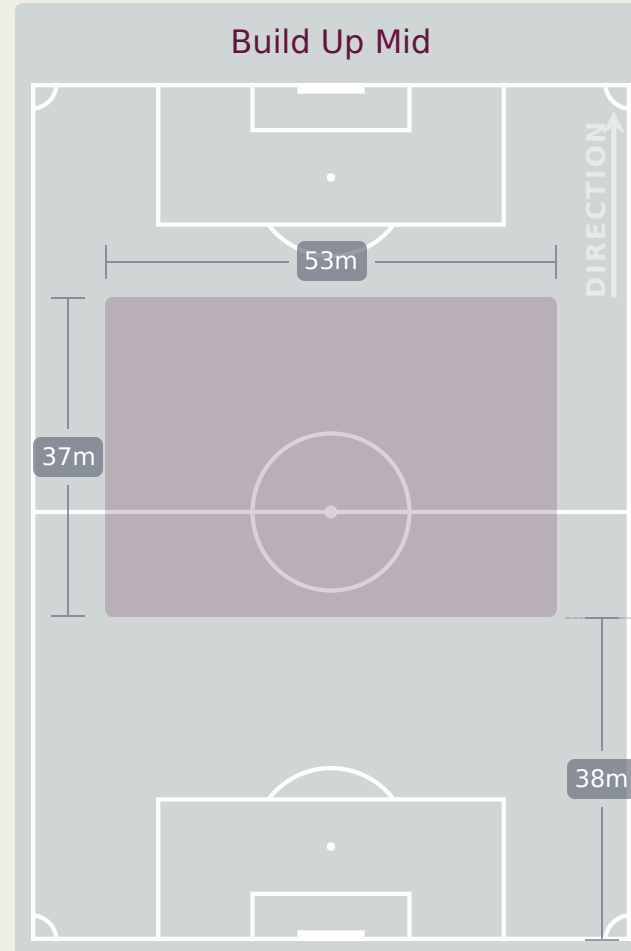
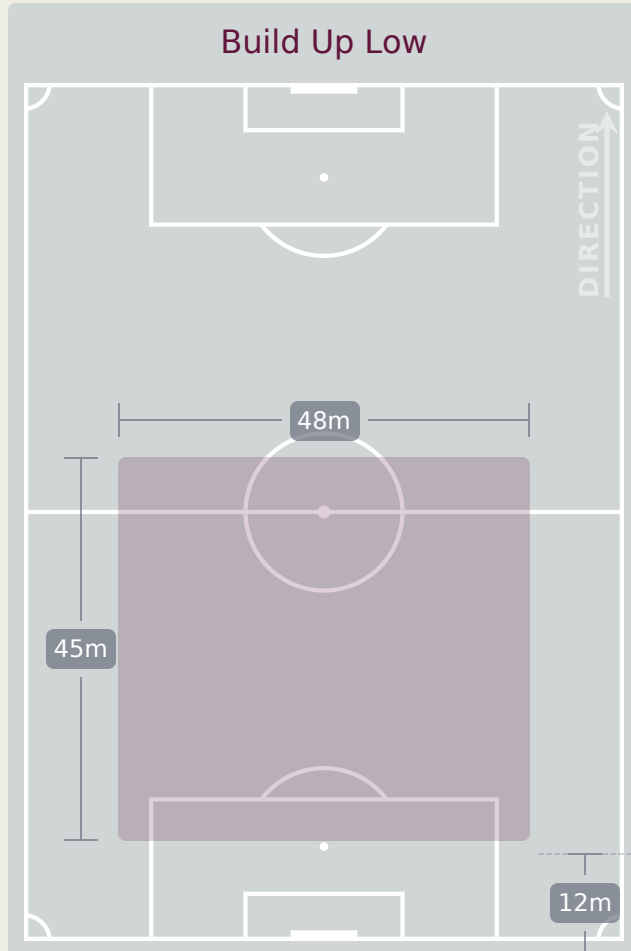


Japan v Poland



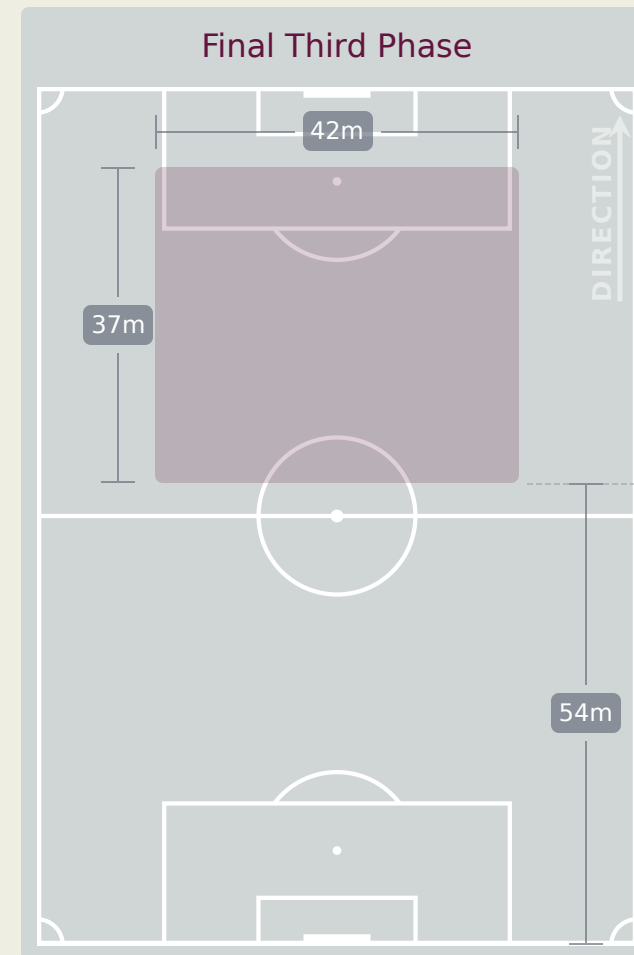
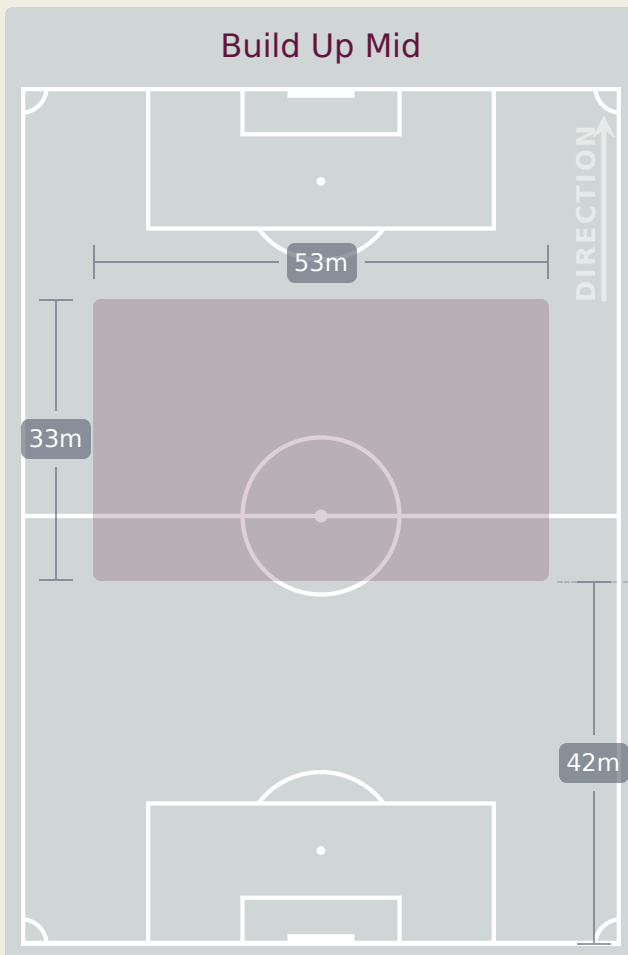
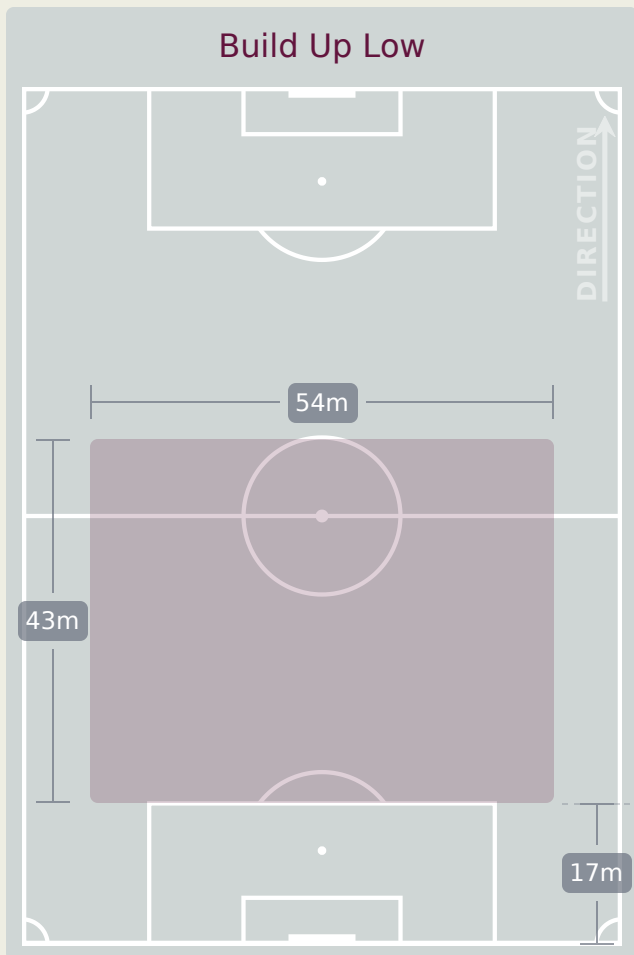


In Possession Line Height & Team Length



In Possession Line Height & Team Length

Poland



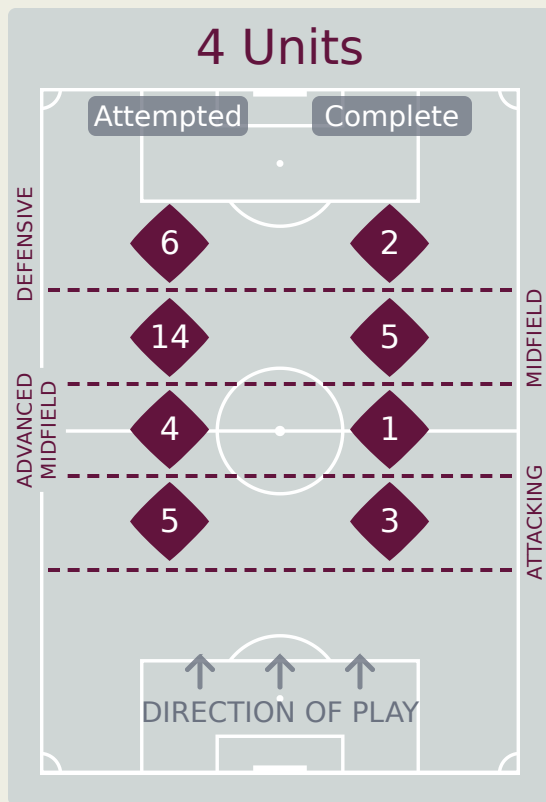
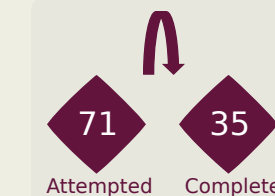
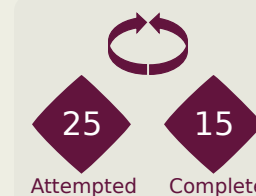

Line Breaks



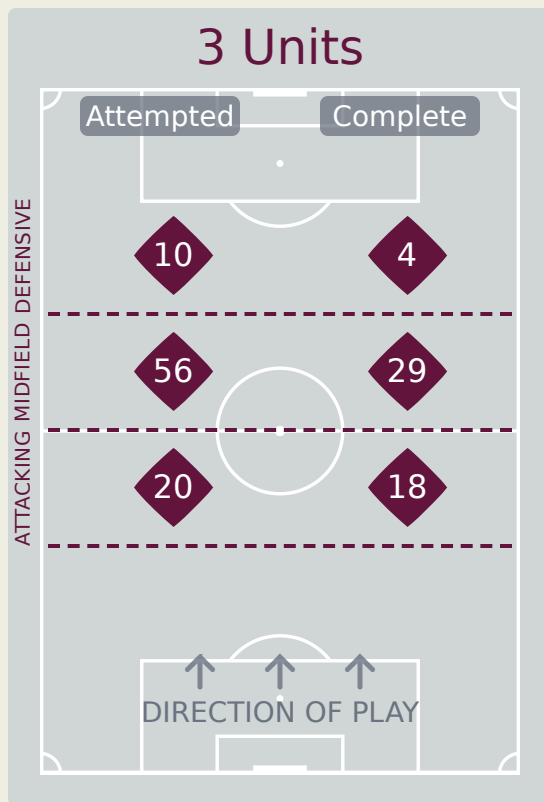
Japan

Attempted Line Breaks

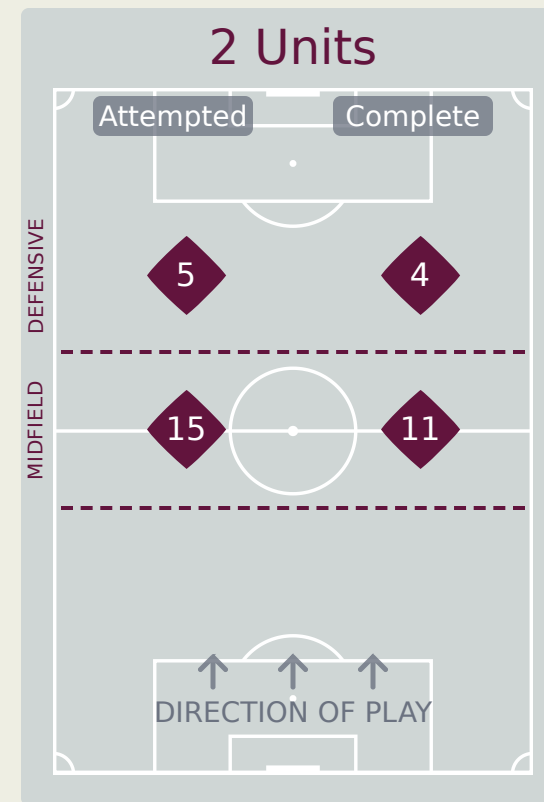
135



Attempted Line Breaks	29
Inside Shape	20
Outside Shape	9



Attempted Line Breaks	86
Inside Shape	62
Outside Shape	24



Attempted Line Breaks	20
Inside Shape	16
Outside Shape	4

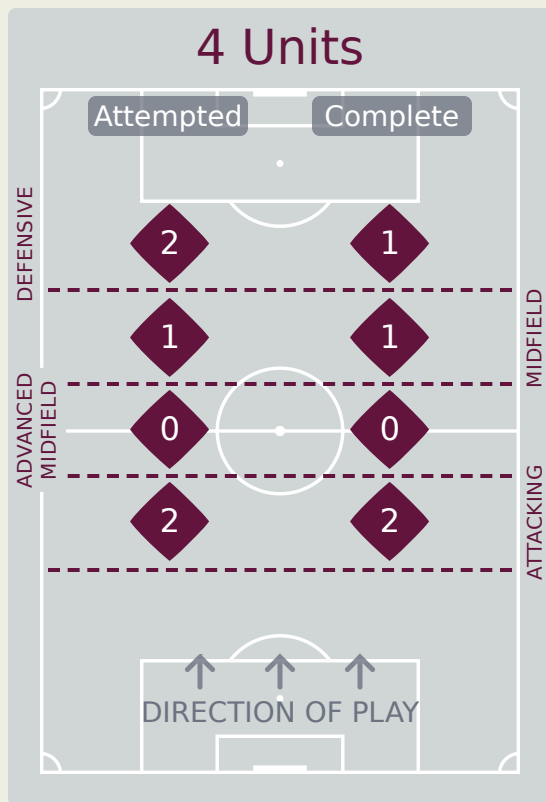
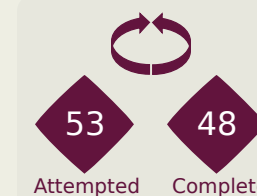
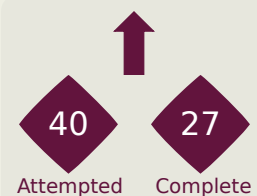
Line Breaks



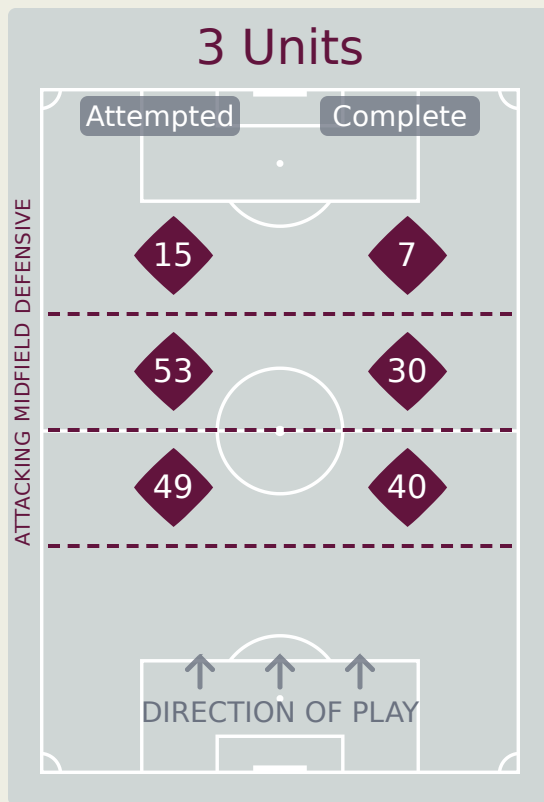
Poland

Attempted Line Breaks

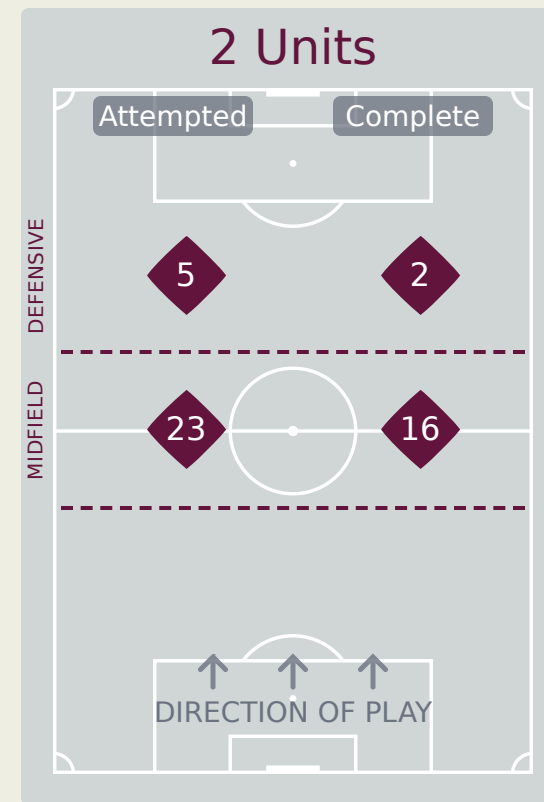
150



Attempted Line Breaks	5
Inside Shape	1
Outside Shape	4



Attempted Line Breaks	117
Inside Shape	68
Outside Shape	49



Attempted Line Breaks	28
Inside Shape	14
Outside Shape	14

Poland



Line Breaks

					4 Units				3 Units			2 Units		Direction			Distribution Type		
#	Player	Line Breaks Attempted	Line Breaks Completed	Line Break Completion %	Attacking Line	Attacking Midfield Line	Midfield Line	Defensive Line	Attacking Line	Midfield Line	Defensive Line	Midfield Line	Defensive Line	Through	Around	Over	Pass	Cross	Ball Progression
12	MATYS Michal	12	5	41%	0	0	0	0	4	7	1	0	0	0	1	11	12	0	0
2	SZALA Dominik	35	25	71%	0	0	0	0	23	9	1	2	0	8	14	13	34	0	1
3	KRZYZANOWSKI Jakub	35	24	68%	1	0	0	1	12	12	2	7	0	4	15	16	33	1	1
4	ORLIKOWSKI Igor	11	7	63%	0	0	0	0	4	6	1	0	0	2	4	5	11	0	0
6	SZNAUCNER Maksymilian	12	9	75%	1	0	0	0	1	3	2	5	0	4	3	5	12	0	0
8	BORYS Karol	5	5	100%	0	0	1	0	1	0	1	0	2	3	1	1	5	0	0
10	MIKOLAJEWSKI Daniel	1	1	100%	0	0	0	0	0	1	0	0	0	1	0	0	1	0	0
11	KOLANKO Krzysztof	10	5	50%	0	0	0	0	0	2	4	3	1	7	1	2	9	1	0
13	LYCZKO Szymon	6	2	33%	0	0	0	0	2	1	2	0	1	2	4	0	4	1	1
17	HURAS Mike	2	0	0%	0	0	0	0	0	1	0	0	1	1	1	0	2	0	0
21	REGULA Marcel	9	6	66%	0	0	0	0	0	6	1	2	0	4	2	3	8	1	0
5	GURGUL Michal	5	5	100%	0	0	0	0	2	2	0	1	0	0	4	1	5	0	0
14	SKOCZYLAS Mateusz	1	0	0%	0	0	0	1	0	0	0	0	0	0	1	0	0	0	1
19	BRZYSKI Igor	6	5	83%	0	0	0	0	0	3	0	3	0	4	2	0	6	0	0

Passing Networks



#	Passes From ↓ to →	GOTO Wataru	MATSUMOTO Haruto	KOSUGI Keita	TSUCHIYA Kaito	HONDA Kotaro	NAKAJIMA Yotaro	YOSHINAGA Yumeki	NAWATA Gaku	TOKUDA Homare	INOUE Alen	NAGANO Shuto	YAMAMOTO Joi	MICHIWAKI Yutaka	SATO Ryunosuke	TAKAOKA Rento	SHIBATA Shotaro
1	GOTO Wataru	0	2	3	3	0	0	1	0	2	2	0	1	1	0	0	0
2	MATSUMOTO Haruto	1	0	0	0	1	2	0	0	2	2	2	1	0	2	0	0
3	KOSUGI Keita	0	0	0	2	0	1	10	3	1	1	0	1	1	1	0	0
4	TSUCHIYA Kaito	2	1	0	0	3	2	2	2	3	0	1	3	0	0	0	0
5	HONDA Kotaro	1	3	1	1	0	3	1	1	0	1	0	0	0	0	0	0
7	NAKAJIMA Yotaro	0	2	6	4	3	0	4	0	1	0	1	2	1	1	2	0
13	YOSHINAGA Yumeki	0	0	8	0	0	4	0	2	3	2	0	5	0	0	0	0
14	NAWATA Gaku	0	2	0	0	0	1	0	0	4	4	0	0	0	0	0	0
15	TOKUDA Homare	0	2	0	0	0	1	4	2	0	3	0	0	0	0	0	0
16	INOUE Alen	0	1	0	0	0	4	1	4	2	0	2	0	0	0	0	0
18	NAGANO Shuto	0	4	0	0	0	0	1	0	1	1	0	0	0	0	0	0
6	YAMAMOTO Joi	0	1	4	1	0	1	2	1	0	1	0	0	0	1	0	0
9	MICHIWAKI Yutaka	0	0	0	0	0	0	0	0	0	0	0	0	0	0	0	0
10	SATO Ryunosuke	0	1	0	0	1	1	0	0	0	0	0	0	0	0	2	0
11	TAKAOKA Rento	0	1	1	0	0	1	1	0	0	0	0	0	0	0	0	0
17	SHIBATA Shotaro	0	0	0	0	0	0	0	0	0	0	0	0	0	0	0	0

Top 5 Player to Player Passers		
Player	Passed To	% of Total Team Passes
KOSUGI Keita	YOSHINAGA Yumeki	5.1%
YOSHINAGA Yumeki	KOSUGI Keita	4.1%
NAKAJIMA Yotaro	KOSUGI Keita	3.1%
YOSHINAGA Yumeki	YAMAMOTO Joi	2.6%
NAKAJIMA Yotaro	TSUCHIYA Kaito	2%

Passing Networks



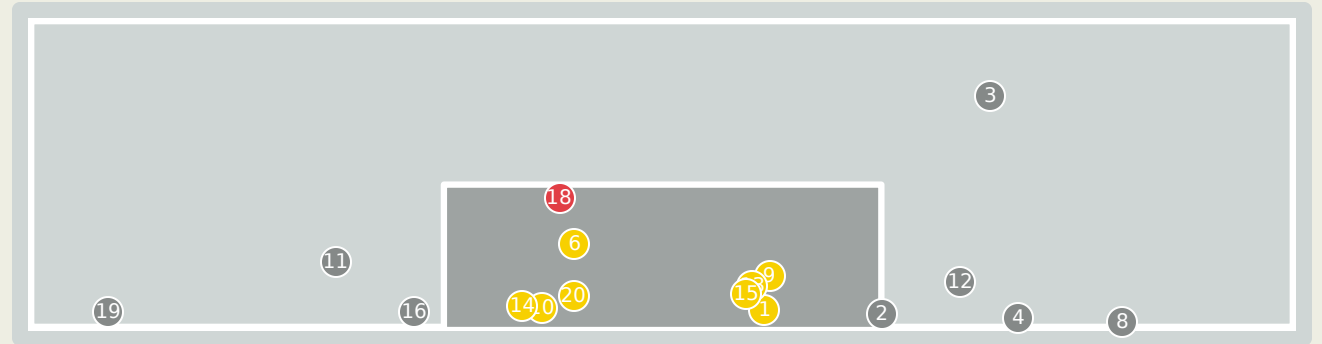
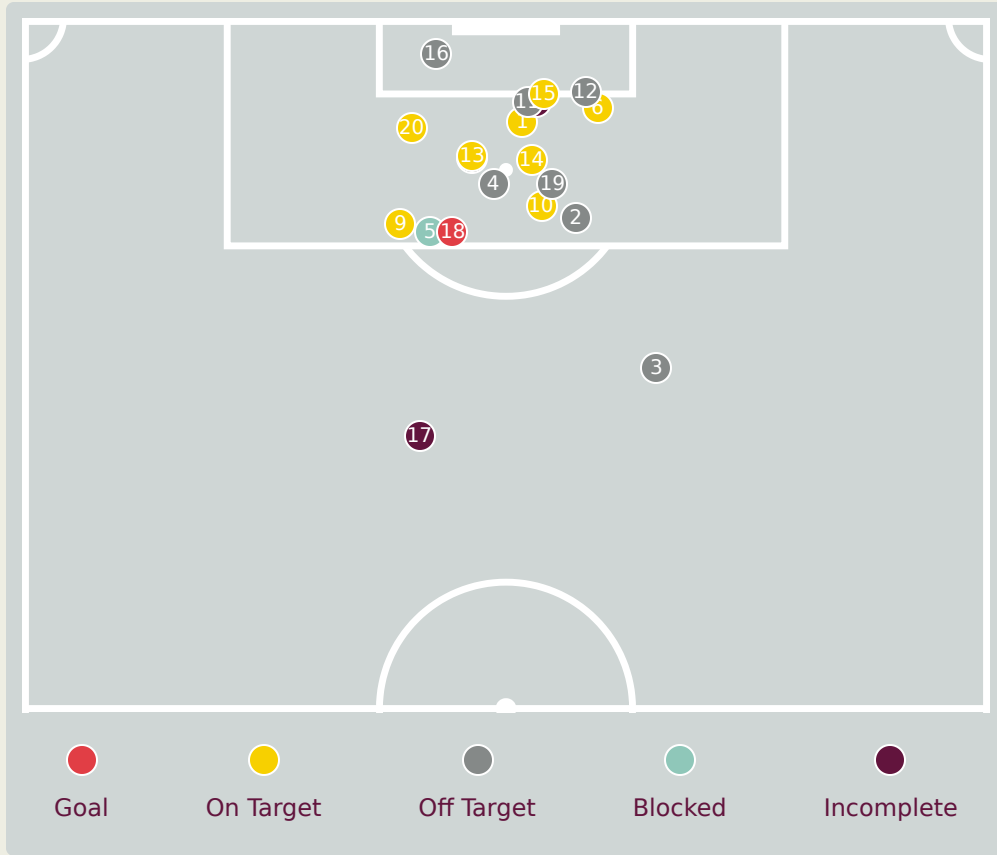
#	Passes From ↓ to →	MATYS Michal	SZALA Dominik	KRZYZANOWSKI Jakub	ORLIKOWSKI Igor	SZNAUCNER Maksymilian	BORYS Karol	MIKOLAJEWSKI Daniel	KOLANKO Krzysztof	LYCZKO Szymon	HURAS Mike	REGULA Marcel	GURGUL Michal	SKOCZYLAS Mateusz	BRZYSKI Igor
12	MATYS Michal	0	8	7	6	0	0	2	1	0	1	1	0	0	0
2	SZALA Dominik	0	0	2	13	9	0	1	1	6	3	4	0	1	1
3	KRZYZANOWSKI Jakub	5	0	0	14	2	9	5	8	0	2	1	8	0	0
4	ORLIKOWSKI Igor	7	12	21	0	2	1	1	3	1	0	0	0	0	1
6	SZNAUCNER Maksymilian	3	3	9	2	0	1	1	1	2	3	3	2	0	7
8	BORYS Karol	0	0	2	1	1	0	0	3	1	2	3	1	0	0
10	MIKOLAJEWSKI Daniel	0	0	3	0	2	0	0	1	2	0	1	1	0	0
11	KOLANKO Krzysztof	0	2	4	2	1	0	3	0	0	1	0	1	0	1
13	LYCZKO Szymon	0	7	0	0	4	2	2	0	0	1	4	0	0	0
17	HURAS Mike	0	1	2	0	1	4	1	1	0	0	2	0	0	0
21	REGULA Marcel	0	3	4	1	3	2	0	3	4	5	0	0	2	0
5	GURGUL Michal	2	0	1	0	3	0	1	1	0	1	3	0	2	1
14	SKOCZYLAS Mateusz	0	0	0	0	0	0	0	0	0	0	1	0	0	0
19	BRZYSKI Igor	0	2	4	2	1	0	0	2	0	1	2	0	0	0

Top 5 Player to Player Passers		
Player	Passed To	% of Total Team Passes
ORLIKOWSKI Igor	KRZYZANOWSKI Jakub	6.2%
KRZYZANOWSKI Jakub	ORLIKOWSKI Igor	4.1%
SZALA Dominik	ORLIKOWSKI Igor	3.8%
ORLIKOWSKI Igor	SZALA Dominik	3.6%
SZALA Dominik	SZNAUCNER Maksymilian	2.7%

Japan



Attempts at Goal



Key	Outcome	Shots
●	Goals	1
●	On Target	8
●	Off Target	8
●	Blocked	1
●	Incomplete	2

Attempts at Goal

Japan



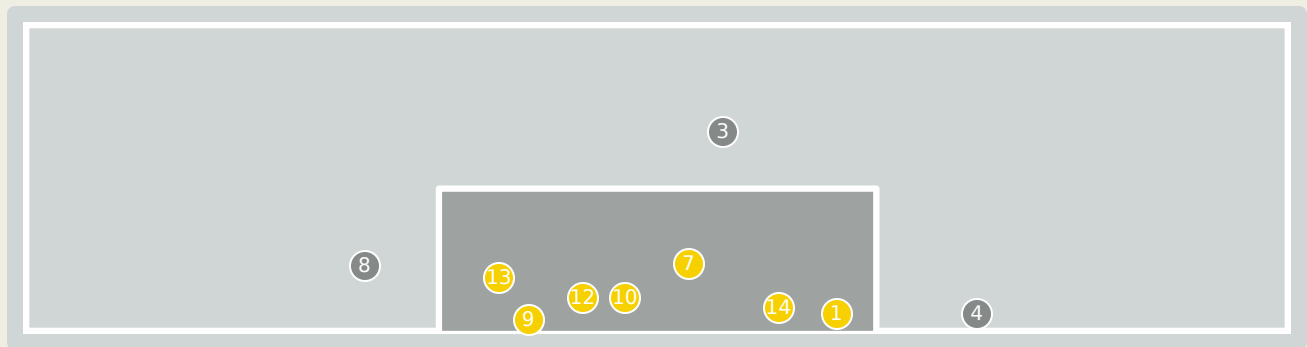
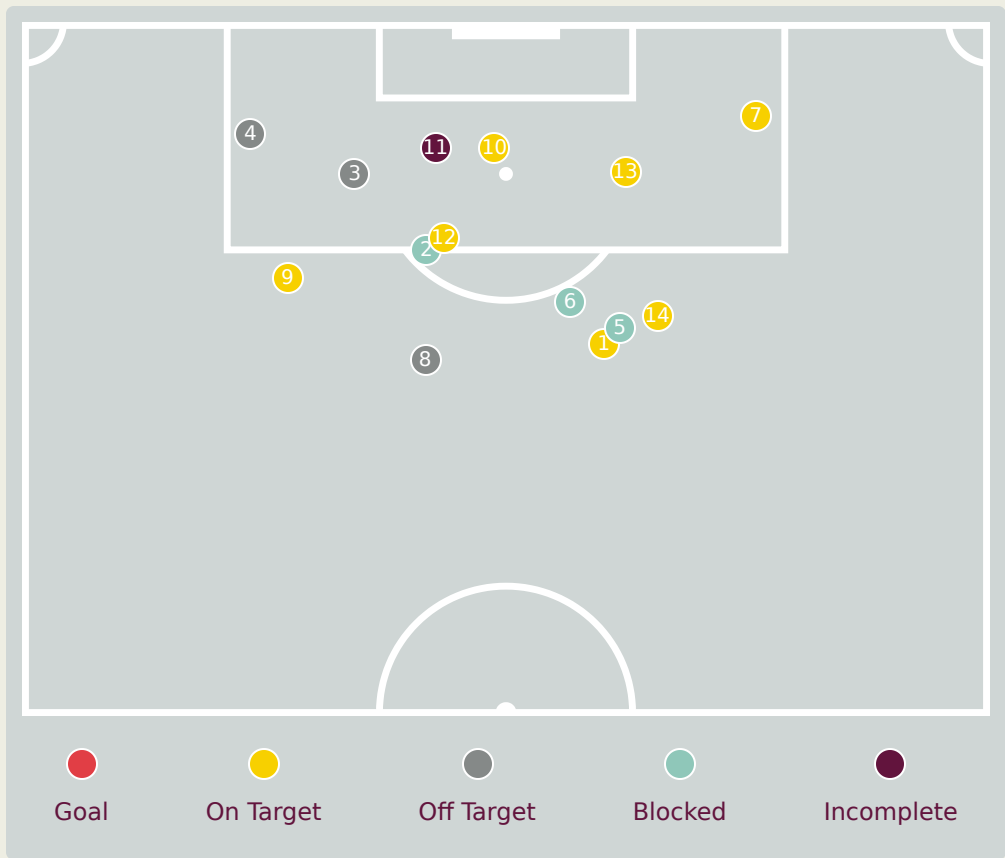
Time	Player	Outcome	Body Part	Delivery Type
6	16 INOUE Alen	On Target - Saved	Head	Cross
7	16 INOUE Alen	Off Target	Right Foot	Other
15	18 NAGANO Shuto	Off Target	Right Foot	Loose Ball
26	16 INOUE Alen	Off Target	Left Foot	Loose Ball
32	14 NAWATA Gaku	Incomplete - Blocked	Right Foot	Pass
37	15 TOKUDA Homare	On Target - Saved	Head	Freekick
52	16 INOUE Alen	Incomplete - Player On Ball Error	Right Foot	Cross
52	15 TOKUDA Homare	Deflected Off Target - Defensive Event	Right Foot	Loose Ball
54	3 KOSUGI Keita	Deflected On Target - Saved	Left Foot	Pass
59	16 INOUE Alen	On Target - Saved	Left Foot	Pass
61	5 HONDA Kotaro	Deflected Off Target - Defensive Event	Head	Corner
61	15 TOKUDA Homare	Off Target	Head	Corner
63	16 INOUE Alen	On Target - Saved	Right Foot	Pass
64	16 INOUE Alen	On Target - Saved	Right Foot	Other
93	11 TAKAOKA Rento	On Target - Saved	Right Foot	Other
94	9 MICHIWAKI Yutaka	Off Target	Right Foot	Cross
95	7 NAKAJIMA Yotaro	Incomplete	Right Foot	Pass

Attempts at Goal

Japan

Time	Player	Outcome	Body Part	Delivery Type
95	11 TAKAOKA Rento	On Target - Goal	Left Foot	Other
101	11 TAKAOKA Rento	Off Target	Head	Freekick
112	11 TAKAOKA Rento	On Target - Saved	Left Foot	Cross

Attempts at Goal



Key	Outcome	Shots
●	Goals	0
●	On Target	7
●	Off Target	3
●	Blocked	3
●	Incomplete	1

Poland



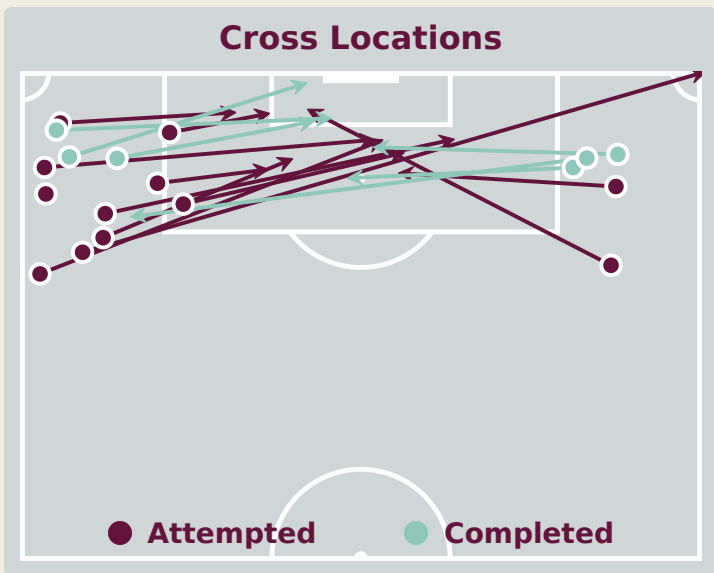
Attempts at Goal

Time	Player	Outcome	Body Part	Delivery Type
2	21 REGULA Marcel	On Target - Saved	Left Foot	Loose Ball
17	17 HURAS Mike	Incomplete - Blocked	Right Foot	Pass
21	8 BORYS Karol	Off Target	Left Foot	Pass
32	10 MIKOLAJEWSKI Daniel	Off Target	Left Foot	Pass
34	17 HURAS Mike	Incomplete - Blocked	Right Foot	Pass
44	11 KOLANKO Krzysztof	Incomplete - Blocked	Right Foot	Pass
46	10 MIKOLAJEWSKI Daniel	On Target	Right Foot	Ball Progression
49	8 BORYS Karol	Deflected Off Target - Defensive Event	Left Foot	Pass
63	17 HURAS Mike	On Target - Saved	Right Foot	Pass
109	10 MIKOLAJEWSKI Daniel	On Target - Saved	Left Foot	Cross
109	14 SKOCZYLAS Mateusz	Incomplete - Player On Ball Error	Right Foot	Other
109	19 BRZYSKI Igor	Deflected On Target - Saved	Left Foot	Loose Ball
111	21 REGULA Marcel	On Target - Saved	Head	Cross
112	14 SKOCZYLAS Mateusz	On Target - Saved	Left Foot	Pass

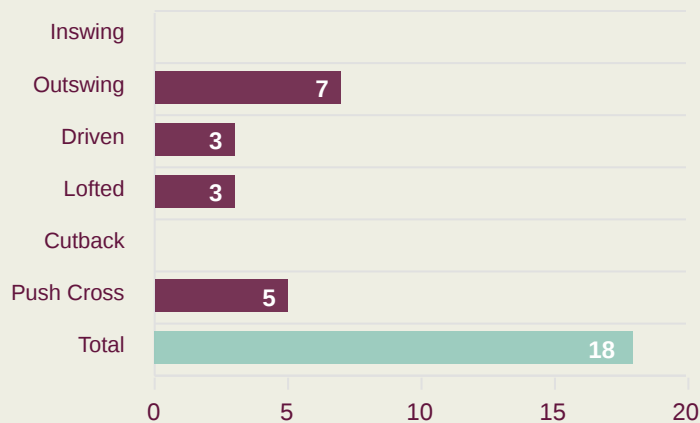
Japan



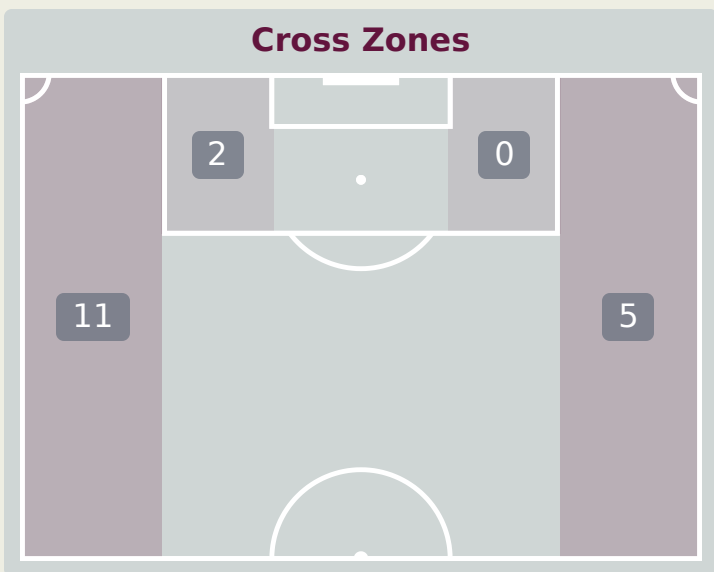
Crosses (Open Play)



Delivery Type



#	Player	Inswing	Outswing	Driven	Lofted	Cutback	Push Cross	Total Attempted
1	GOTO Wataru	0	0	0	0	0	0	0
2	MATSUMOTO Haruto	0	2	0	0	0	0	2
3	KOSUGI Keita	0	0	0	0	0	1	1
4	TSUCHIYA Kaito	0	0	0	0	0	0	0
5	HONDA Kotaro	0	0	0	0	0	0	0
7	NAKAJIMA Yotaro	0	0	0	0	0	0	0
13	YOSHINAGA Yumeki	0	5	2	2	0	3	12
14	NAWATA Gaku	0	0	0	0	0	0	0
15	TOKUDA Homare	0	0	1	0	0	0	1
16	INOUE Alen	0	0	0	1	0	0	1
18	NAGANO Shuto	0	0	0	0	0	0	0
6	YAMAMOTO Joi	0	0	0	0	0	0	0
9	MICHIWAKI Yutaka	0	0	0	0	0	0	0
10	SATO Ryunosuke	0	0	0	0	0	0	0
11	TAKAOKA Rento	0	0	0	0	0	1	1
17	SHIBATA Shotaro	0	0	0	0	0	0	0



Attempted

18

Completed

6

Most Crosses Attempted

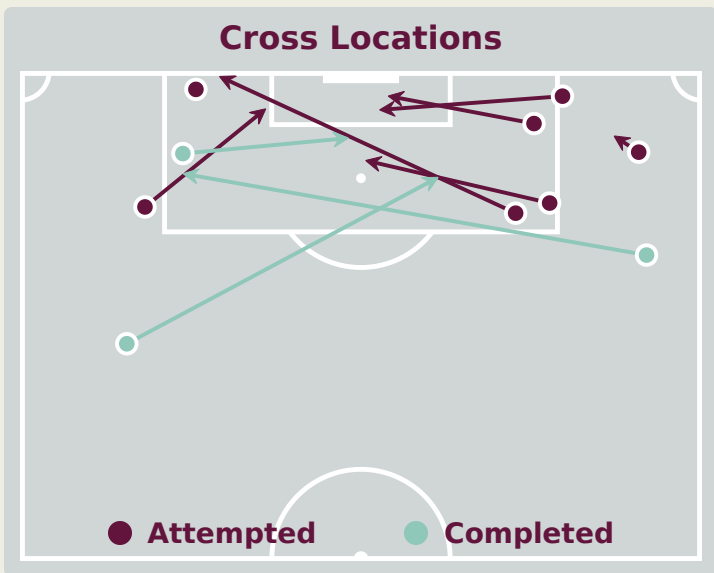
12

YOSHINAGA Yumeki
ATTACKING MIDFIELD LEFT

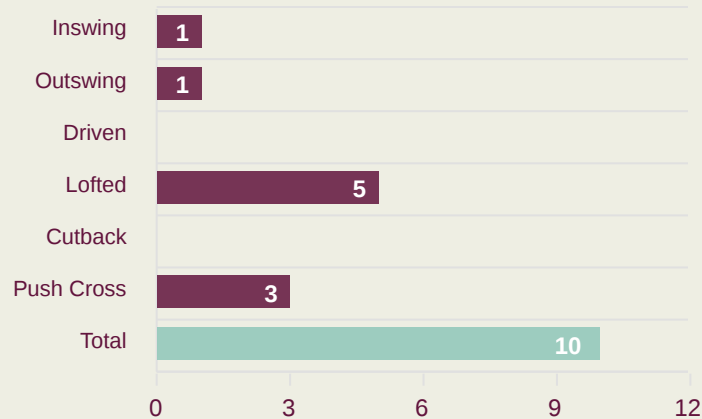
Poland



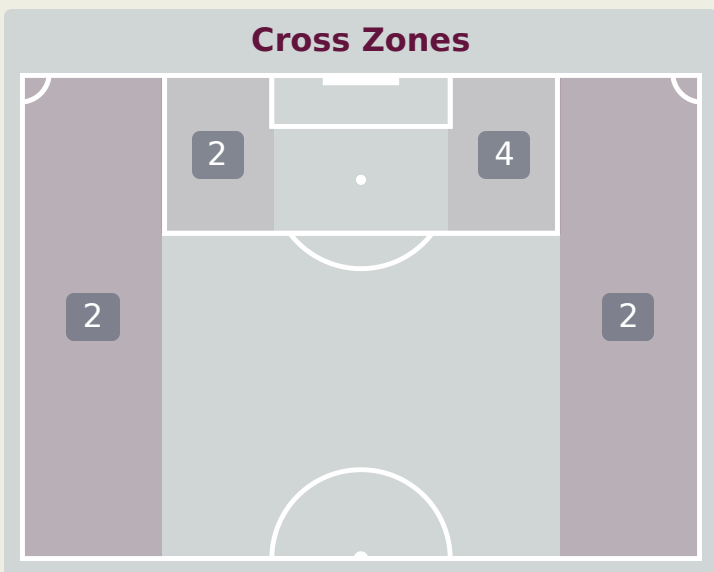
Crosses (Open Play)



Delivery Type



#	Player	Inswing	Outswing	Driven	Lofted	Cutback	Push Cross	Total Attempted
12	MATYS Michal	0	0	0	0	0	0	0
2	SZALA Dominik	0	0	0	0	0	0	0
3	KRZYZANOWSKI Jakub	0	0	0	2	0	1	3
4	ORLIKOWSKI Igor	0	0	0	0	0	0	0
6	SZNAUCNER Maksymilian	0	0	0	0	0	0	0
8	BORYS Karol	0	0	0	0	0	0	0
10	MIKOLAJEWSKI Daniel	0	0	0	1	0	0	1
11	KOLANKO Krzysztof	0	0	0	1	0	0	1
13	LYCZKO Szymon	1	0	0	1	0	1	3
17	HURAS Mike	0	0	0	0	0	0	0
21	REGULA Marcel	0	0	0	0	0	0	0
5	GURGUL Michal	0	0	0	0	0	0	0
14	SKOCZYLAS Mateusz	0	0	0	0	0	1	1
19	BRZYSKI Igor	0	1	0	0	0	0	1



Attempted

10

Completed

3

Most Crosses Attempted

3

KRZYZANOWSKI Jakub
LEFT BACK

Japan



Offering to Receive

269

Total Offers Made

97

Total Offers Received

Most Offers

48

YOSHINAGA Yumeki
ATTACKING MIDFIELD LEFT

121

Offers Made in Final Third

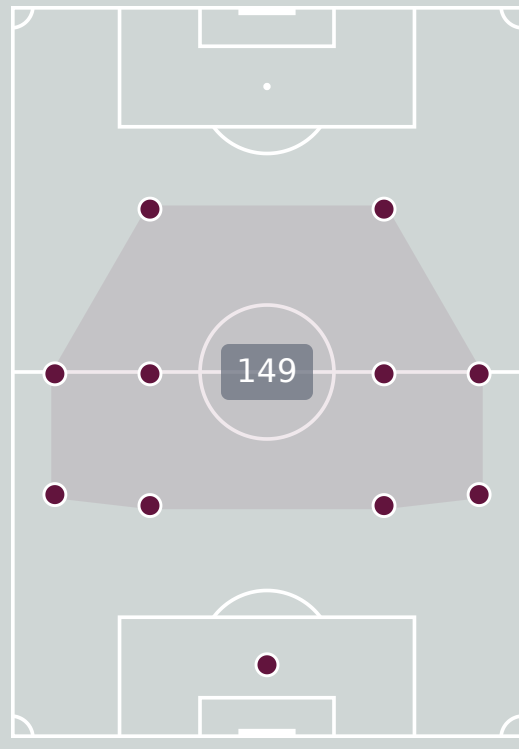
114

Offers Made in Middle Third

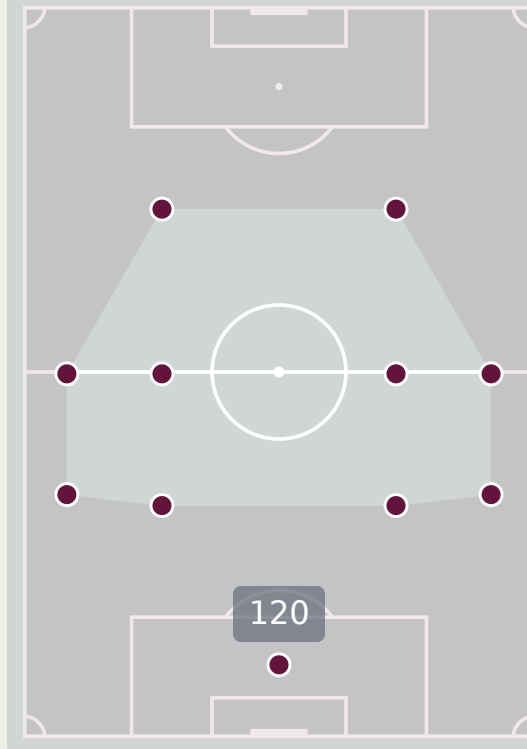
34

Offers Made in Defensive Third

Offers Made Inside Shape



Offers Made Outside Shape



#	Player	Offers Made	Offers Received	% Made & Received
1	GOTO Wataru	3	2	66.7%
2	MATSUMOTO Haruto	9	3	33.3%
3	KOSUGI Keita	19	4	21.1%
4	TSUCHIYA Kaito	8	2	25%
5	HONDA Kotaro	0	0	0%
7	NAKAJIMA Yotaro	47	17	36.2%
13	YOSHINAGA Yumeki	48	21	43.8%
14	NAWATA Gaku	18	6	33.3%
15	TOKUDA Homare	29	10	34.5%
16	INOUE Alen	43	13	30.2%
18	NAGANO Shuto	7	2	28.6%
6	YAMAMOTO Joi	16	6	37.5%
9	MICHIWAKI Yutaka	3	2	66.7%
10	SATO Ryunosuke	10	5	50%
11	TAKAOKA Rento	9	4	44.4%
17	SHIBATA Shotaro	0	0	0%

Poland



Offering to Receive

284

Total Offers Made

85

Total Offers Received

Most Offers

43

REGULA Marcel
RIGHT CENTRE MIDFIELD

140

Offers Made in Final Third

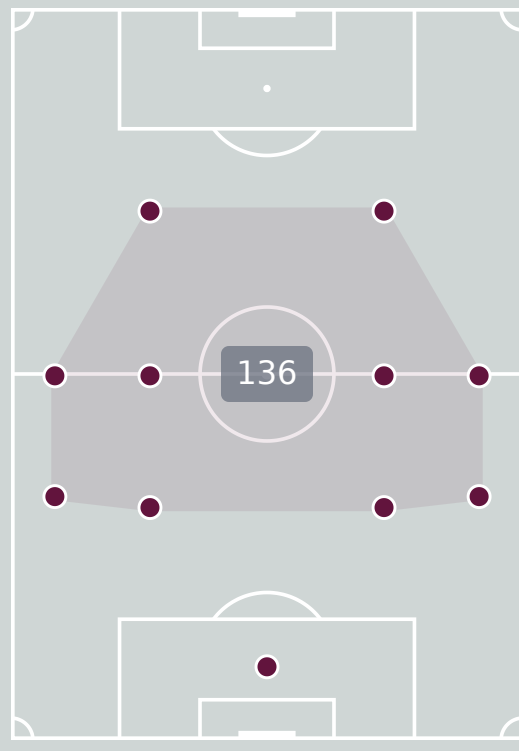
123

Offers Made in Middle Third

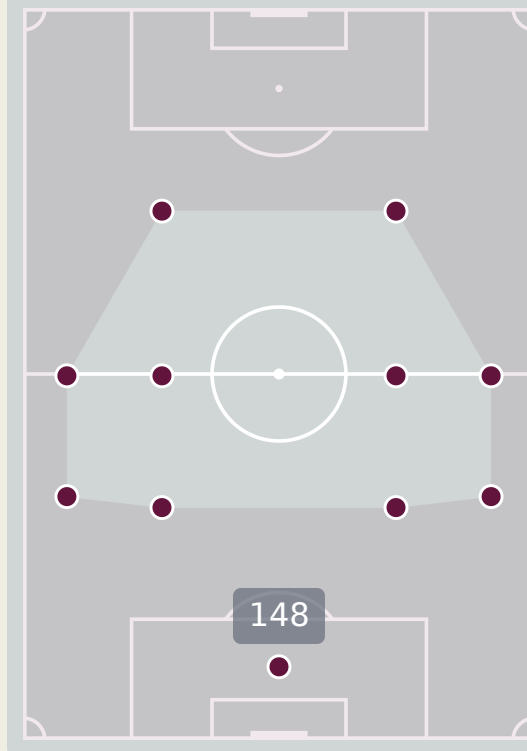
21

Offers Made in Defensive Third

Offers Made Inside Shape



Offers Made Outside Shape



#	Player	Offers Made	Offers Received	% Made & Received
12	MATYS Michal	5	3	60%
2	SZALA Dominik	9	7	77.8%
3	KRZYZANOWSKI Jakub	14	7	50%
4	ORLIKOWSKI Igor	2	0	0%
6	SZNAUCNER Maksymilian	17	6	35.3%
8	BORYS Karol	42	7	16.7%
10	MIKOLAJEWSKI Daniel	39	8	20.5%
11	KOLANKO Krzysztof	24	7	29.2%
13	LYCZKO Szymon	28	10	35.7%
17	HURAS Mike	21	6	28.6%
21	REGULA Marcel	43	14	32.6%
5	GURGUL Michal	15	3	20%
14	SKOCZYLAS Mateusz	16	4	25%
19	BRZYSKI Igor	9	3	33.3%

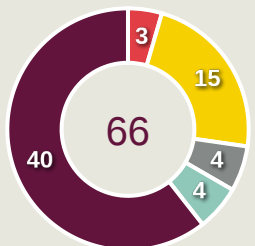
Japan



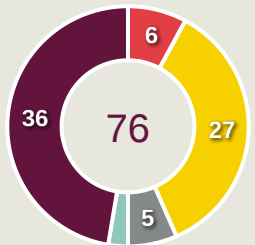
Movement to Receive

Movement Types by Phase

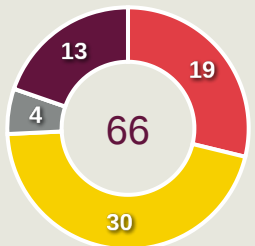
Final Third Phase



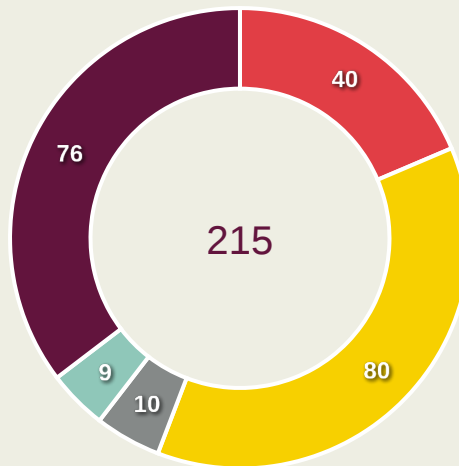
Progression Phase



Build Up Phase



All Movement Types

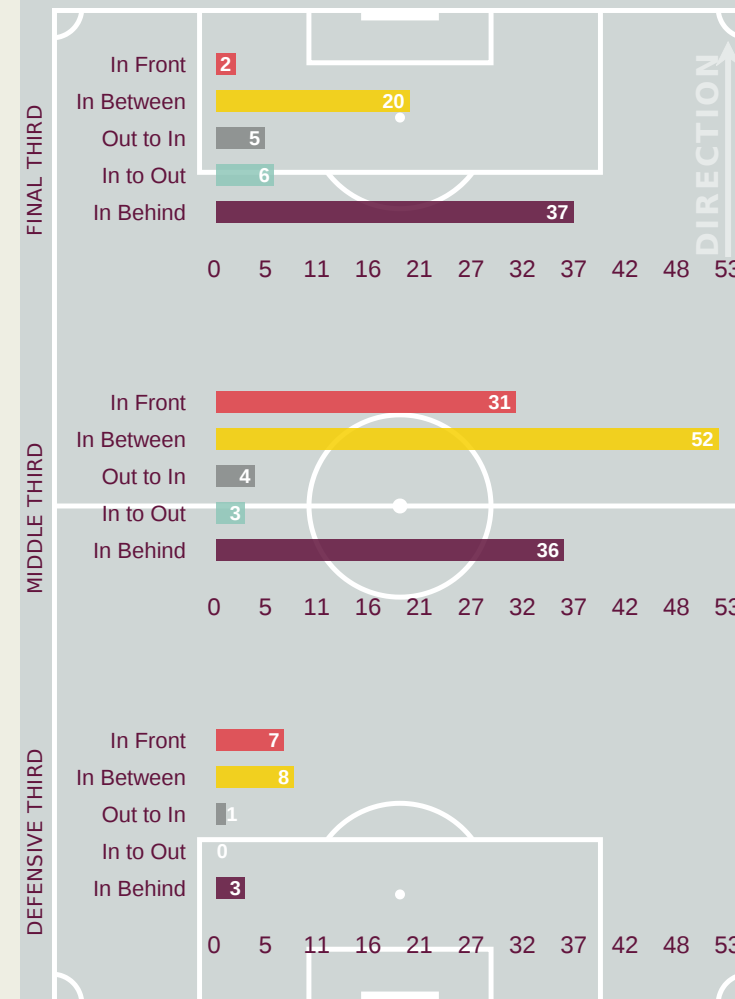


- In Front
- In Between
- Out to In
- In to Out
- In Behind

Top Ranked Players

Type	Player	Movements
In Front	7 NAKAJIMA Yotaro	22
In Between	15 TOKUDA Homare	21
Out to In	3 KOSUGI Keita	2
In to Out	16 INOUE Alen	3
In Behind	16 INOUE Alen	31

Movement Types Pitch Third



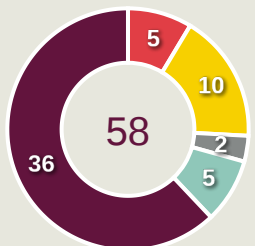
Poland



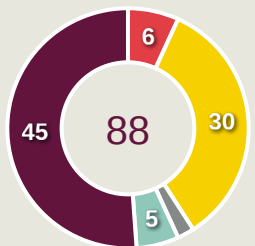
Movement to Receive

Movement Types by Phase

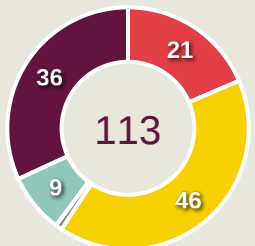
Final Third Phase



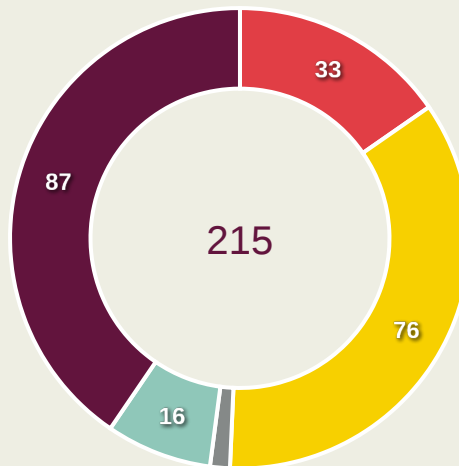
Progression Phase



Build Up Phase



All Movement Types

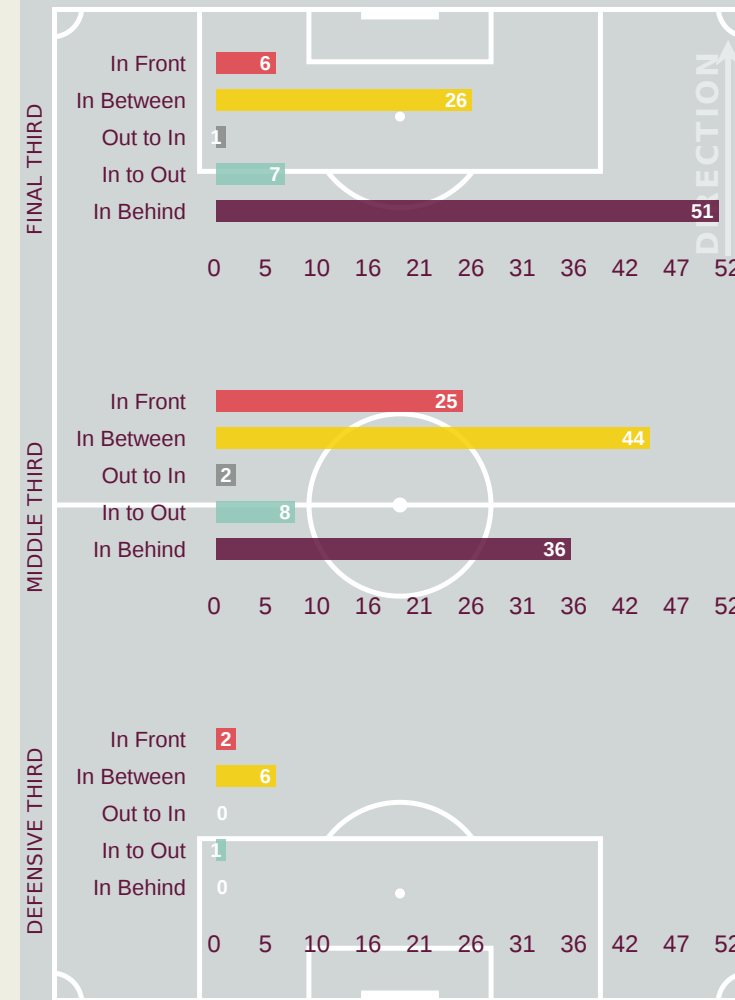


- In Front
- In Between
- Out to In
- In to Out
- In Behind

Top Ranked Players

Type	Player	Movements
In Front	6 SZNAUCNER Maksymilian	7
In Between	8 BORYS Karol	17
Out to In	3 KRZYZANOWSKI Jakub	1
In to Out	8 BORYS Karol	4
In Behind	10 MIKOLAJEWSKI Daniel	21

Movement Types Pitch Third



OUT OF POSSESSION



U-17 WORLD CUP
INDONESIA 2023



Japan v Poland



Japan



Defensive Actions

53

Forced Turnovers

51

Possession Regained

10

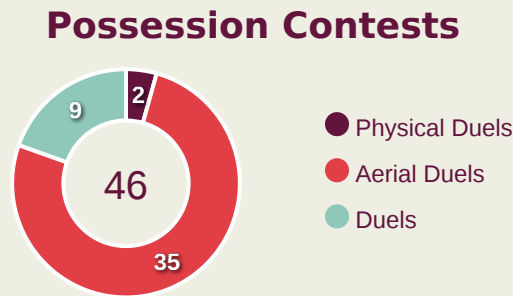
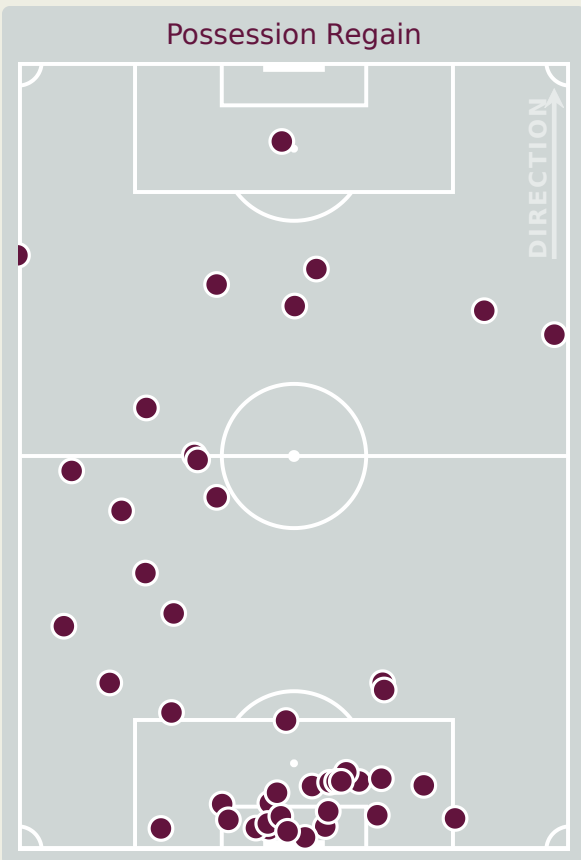
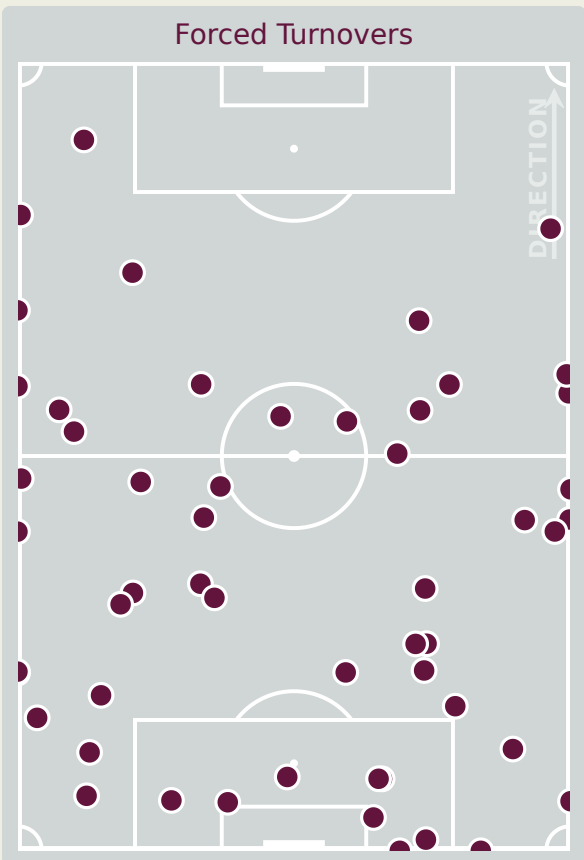
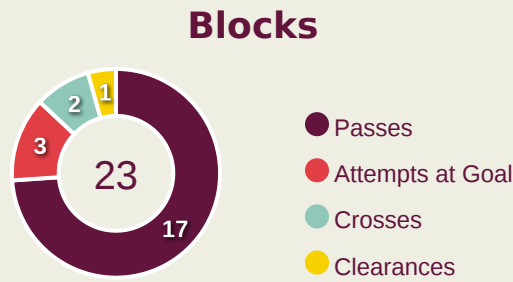
Interceptions

36

Tackles

2.84

Possession Actions / Defensive Action



Most Possession Regains

21

GOTO Wataru
GOALKEEPER

#	Player	Total Possession Regains
1	GOTO Wataru	21
2	MATSUMOTO Haruto	2
3	KOSUGI Keita	7
4	TSUCHIYA Kaito	5
5	HONDA Kotaro	7
7	NAKAJIMA Yotaro	3
13	YOSHINAGA Yumeki	0
14	NAWATA Gaku	2
15	TOKUDA Homare	0
16	INOUE Alen	1
18	NAGANO Shuto	1
6	YAMAMOTO Joi	1
9	MICHIWAKI Yutaka	0
10	SATO Ryunosuke	0
11	TAKAOKA Rento	1
17	SHIBATA Shotaro	0

Defensive Actions



65

Forced Turnovers

48

Possession Regained

10

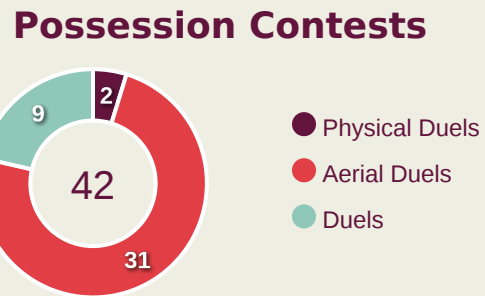
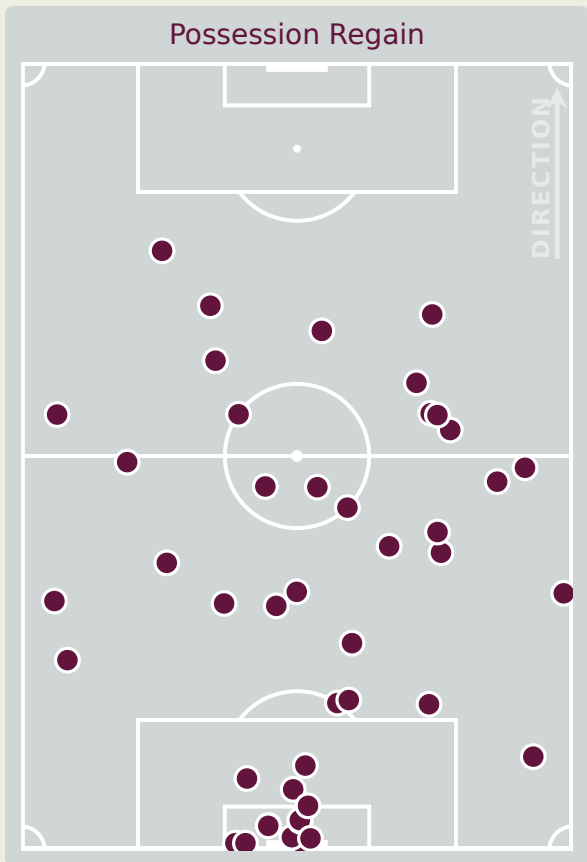
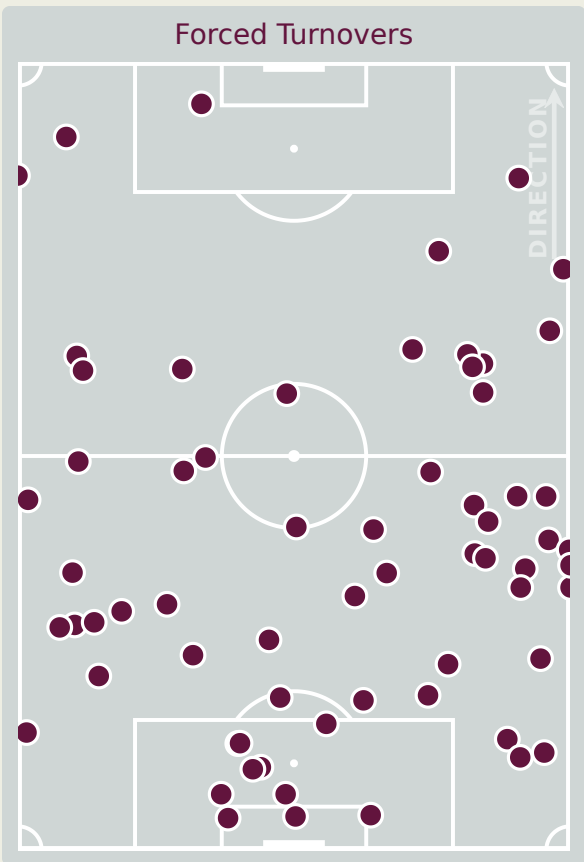
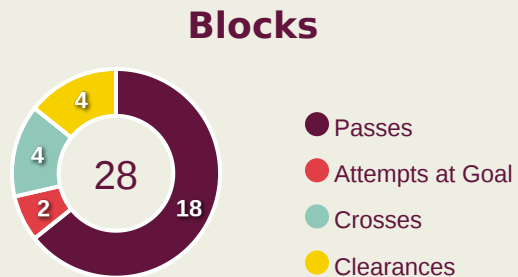
Interceptions

25

Tackles

3.78

Possession Actions / Defensive Action



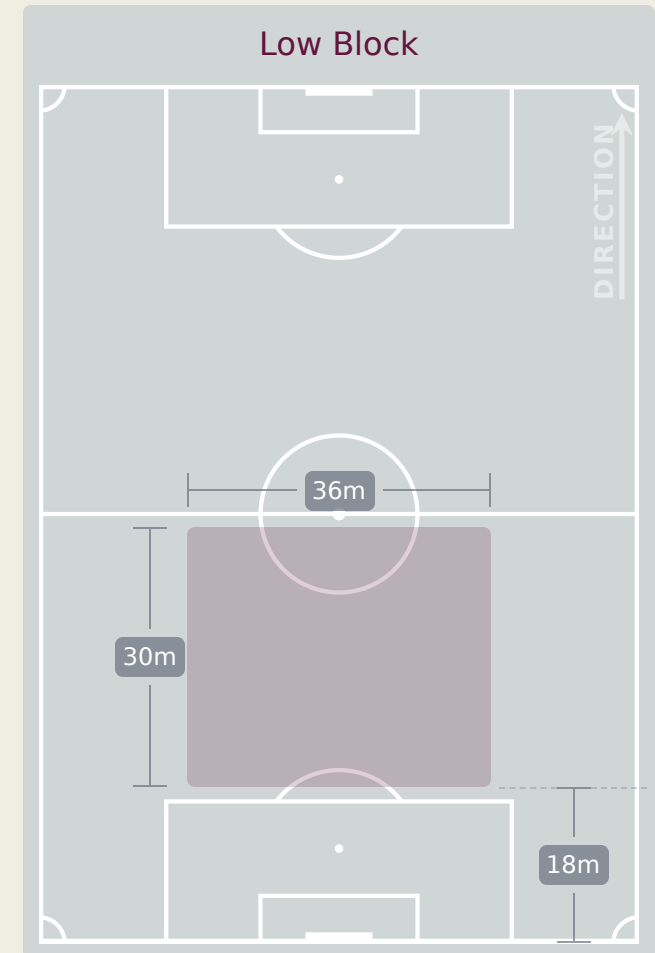
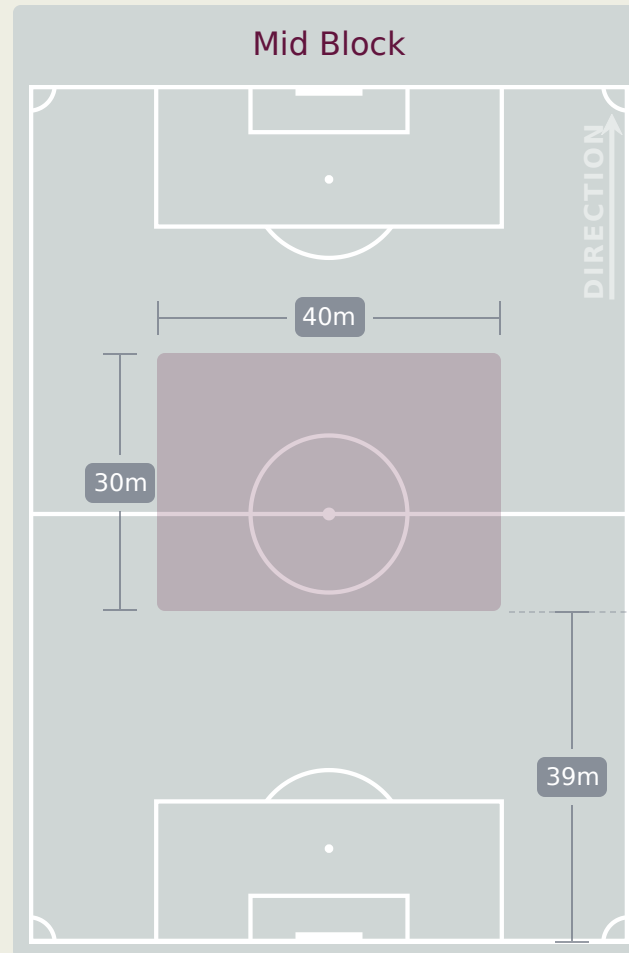
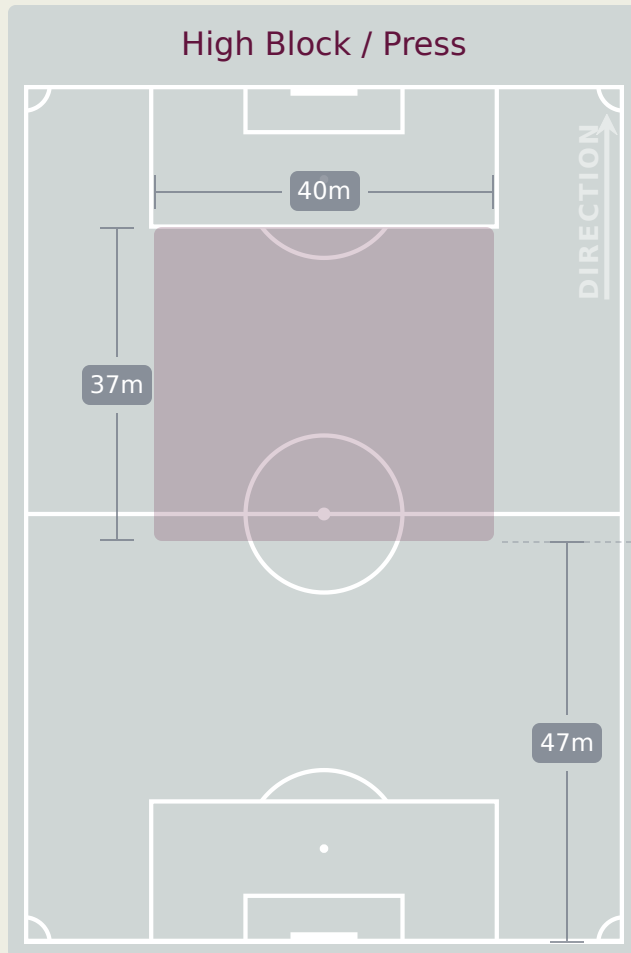
Most Possession Regains

10

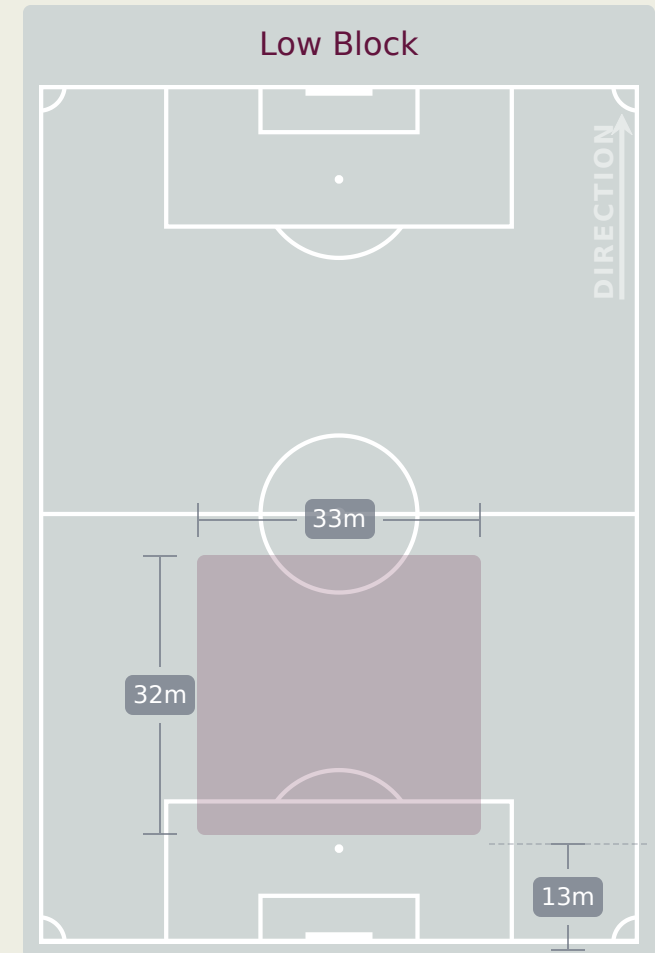
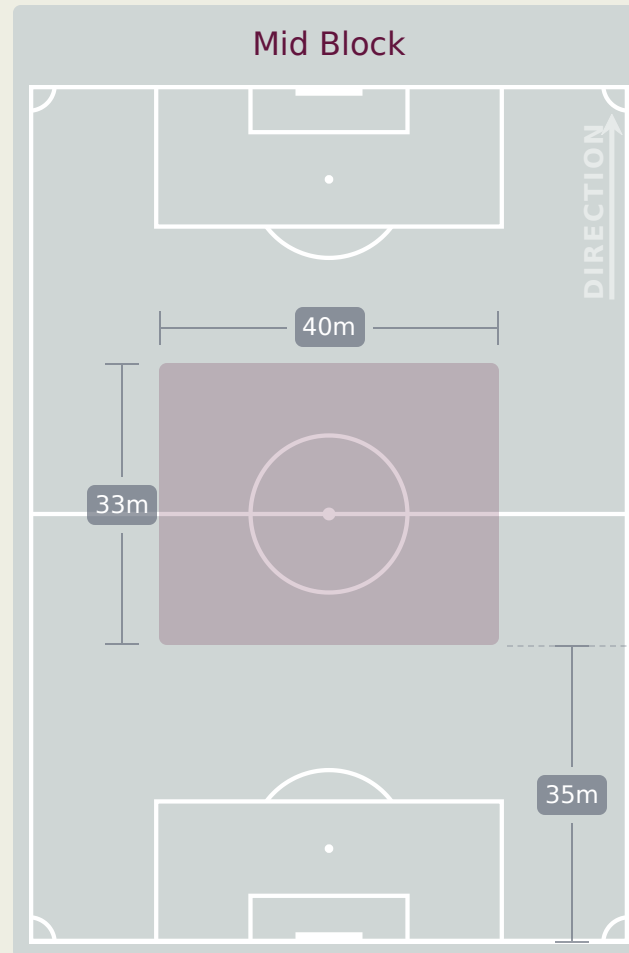
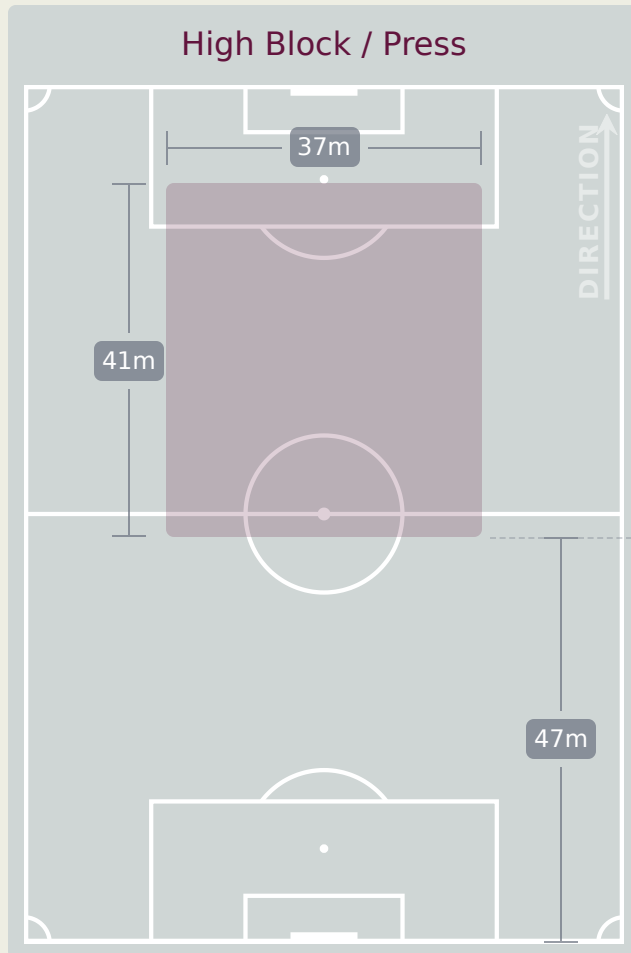
MATYS Michal
GOALKEEPER

#	Player	Total Possession Regains
12	MATYS Michal	10
2	SZALA Dominik	7
3	KRZYZANOWSKI Jakub	2
4	ORLIKOWSKI Igor	7
6	SZNAUCNER Maksymilian	9
8	BORYS Karol	3
10	MIKOLAJEWSKI Daniel	3
11	KOLANKO Krzysztof	2
13	LYCZKO Szymon	0
17	HURAS Mike	1
21	REGULA Marcel	4
5	GURGUL Michal	0
14	SKOCZYLAS Mateusz	0
19	BRZYSKI Igor	0

Defensive Line Height & Team Length




Defensive Line Height & Team Length



Defensive Pressure

 **Japan**

Poland 



● Shown Outside ● Shown Inside ● Neutral ● From Behind

235	Total Pressures	154
59	Direct Pressures	34
1.46s	Avg Pressure Duration	1.47s
53	Forced Turnovers	65
12.21s	Ball Recovery Time	8.75s
92	Pushing on into Pressing	56
190	Pushing on	154
37	Pressing Direction Inside	25
128	Pressing Direction Outside	76

Most Direct Pressures


9

MATSUMOTO Haruto
RIGHT BACK

Most Direct Pressures

6

LYCZKO Szymon
RIGHT MIDFIELD



● Shown Outside ● Shown Inside ● Neutral ● From Behind

GOALKEEPING



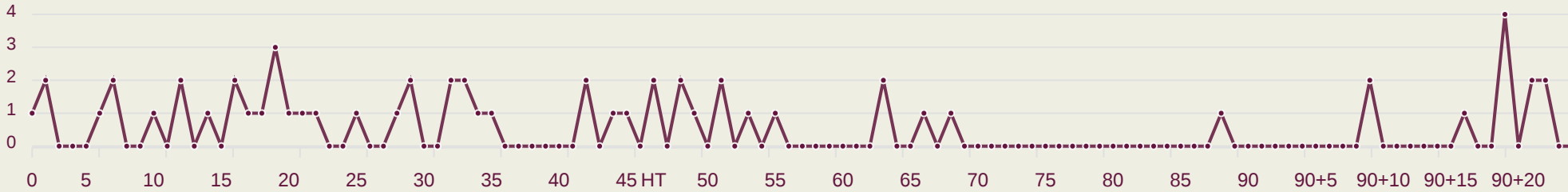
Japan v Poland



Goalkeeping Involvement



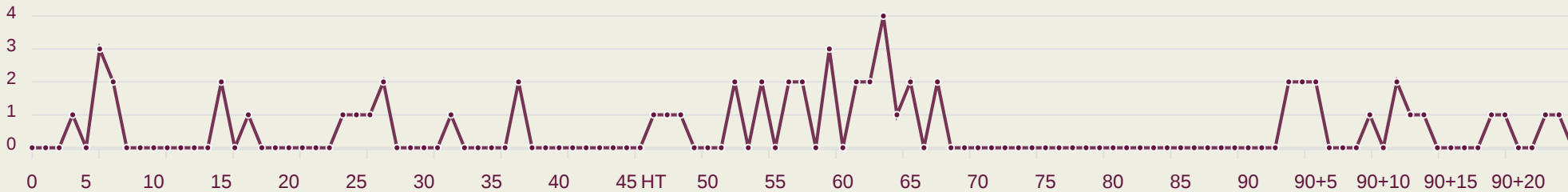
Japan GK Involvement Timeline



59
Total Involvements

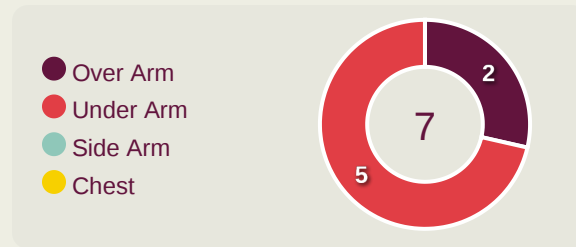
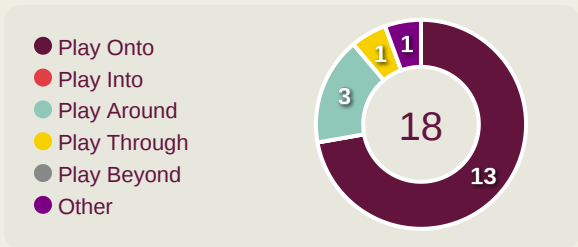
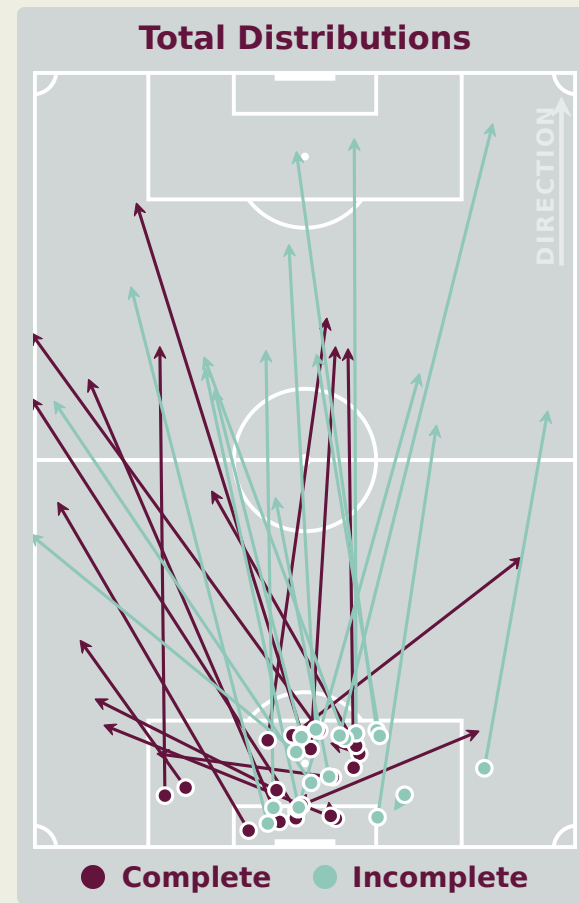
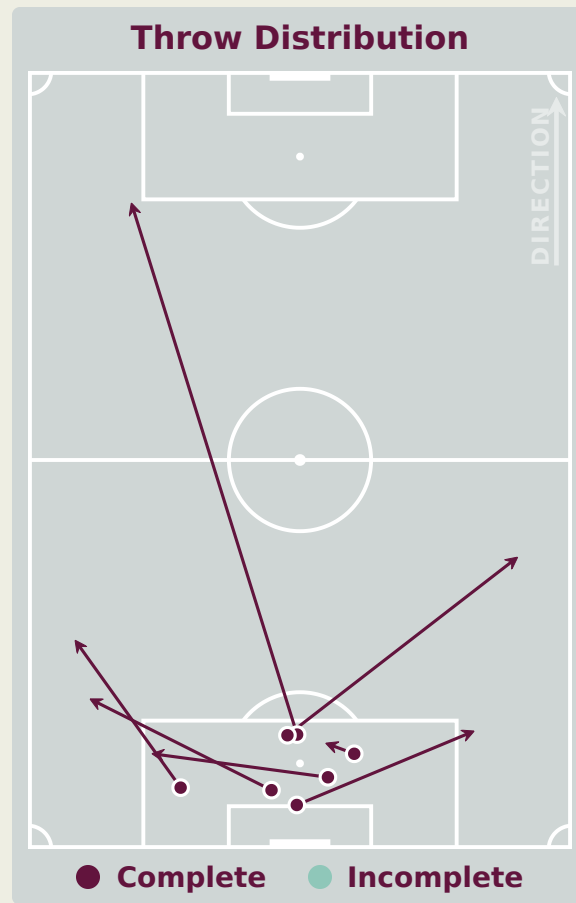
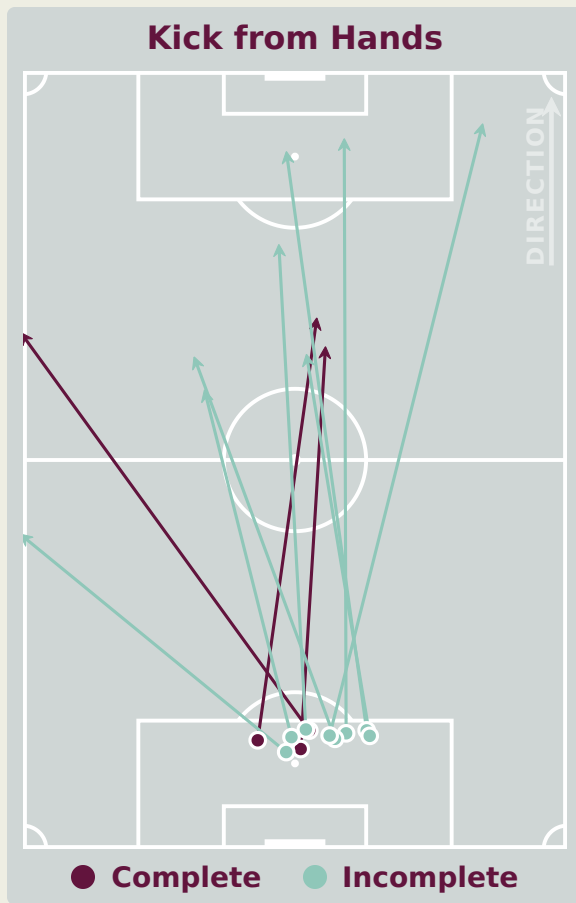
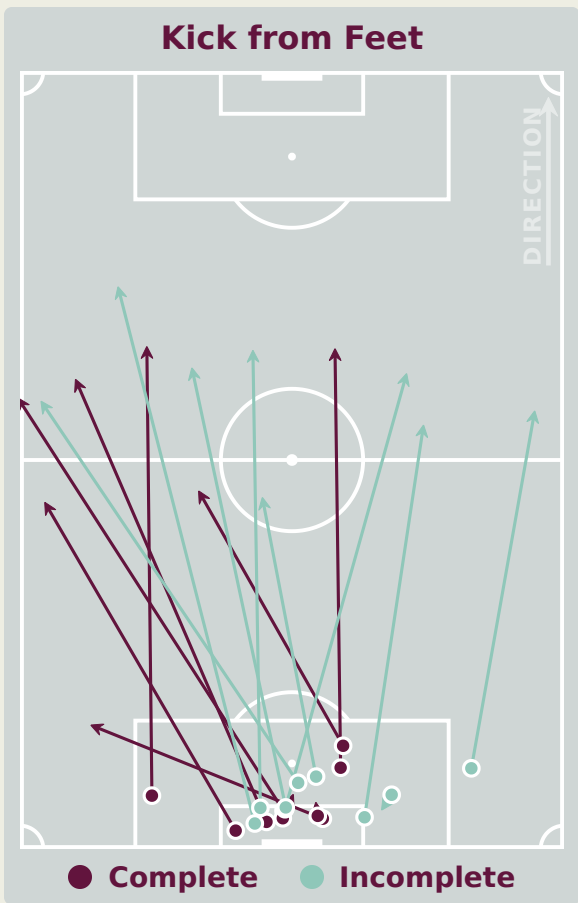


Poland GK Involvement Timeline

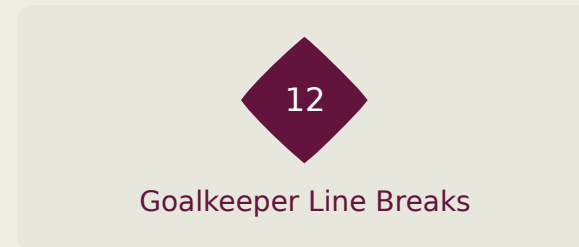
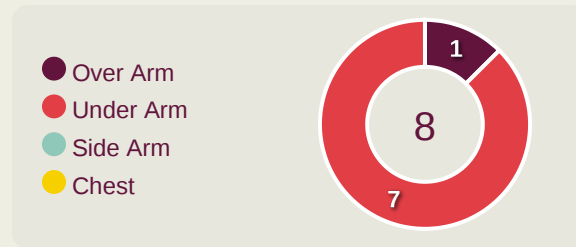
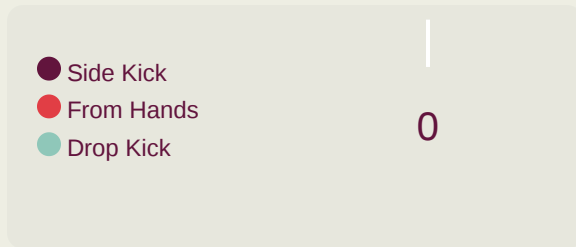
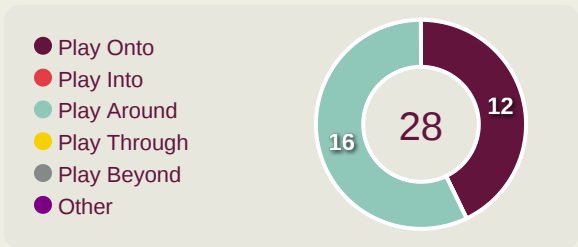
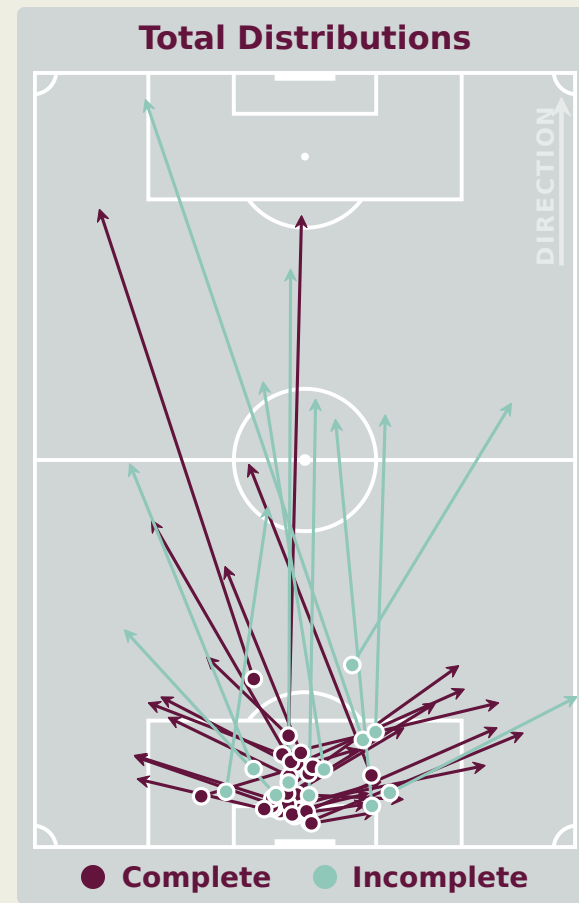
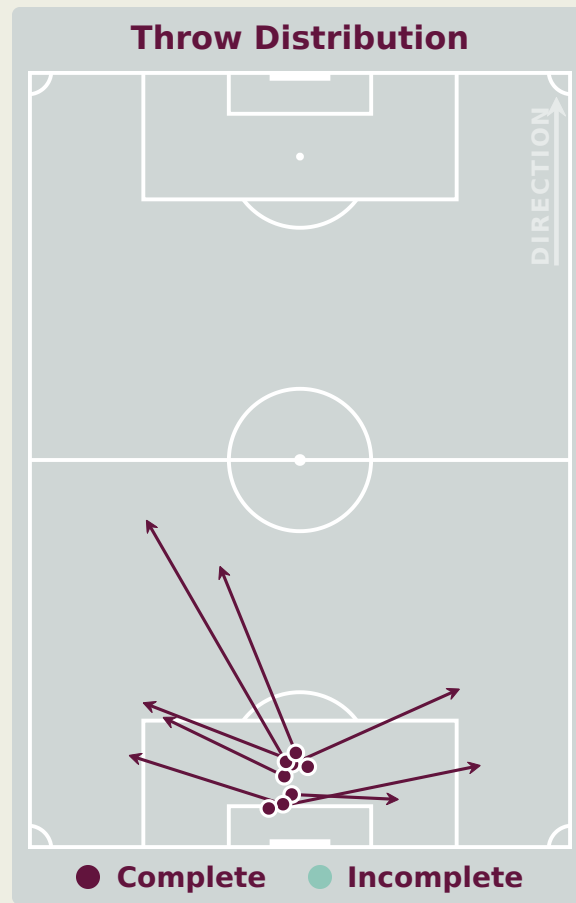
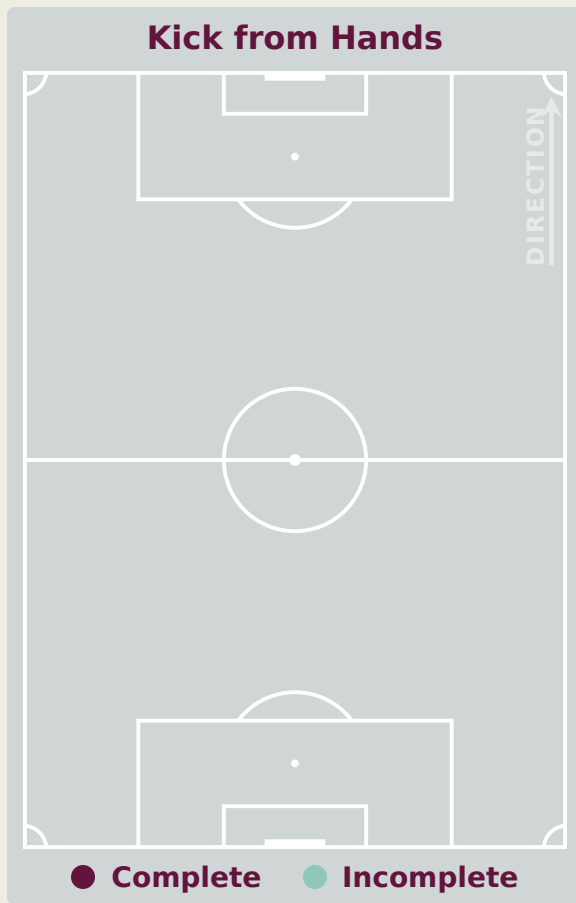
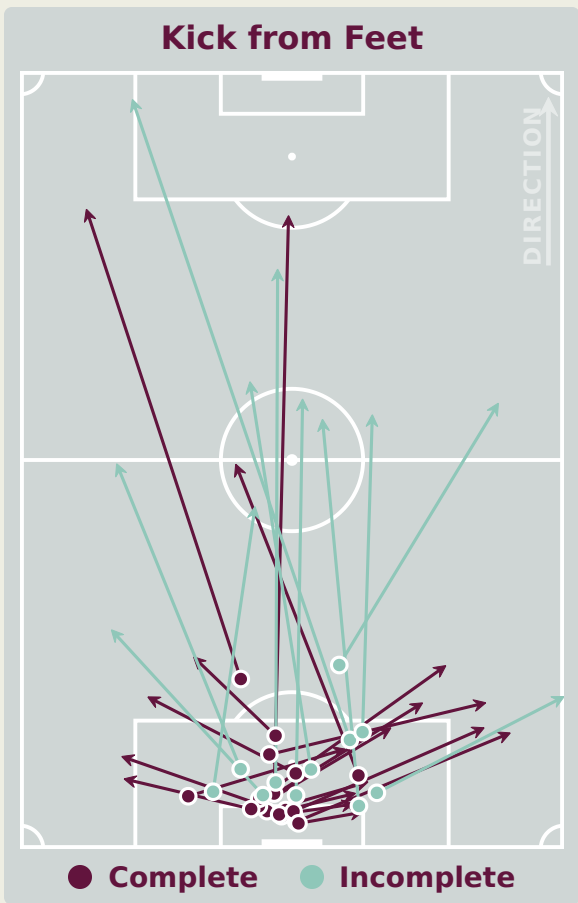


59
Total Involvements

Goalkeeping Distribution



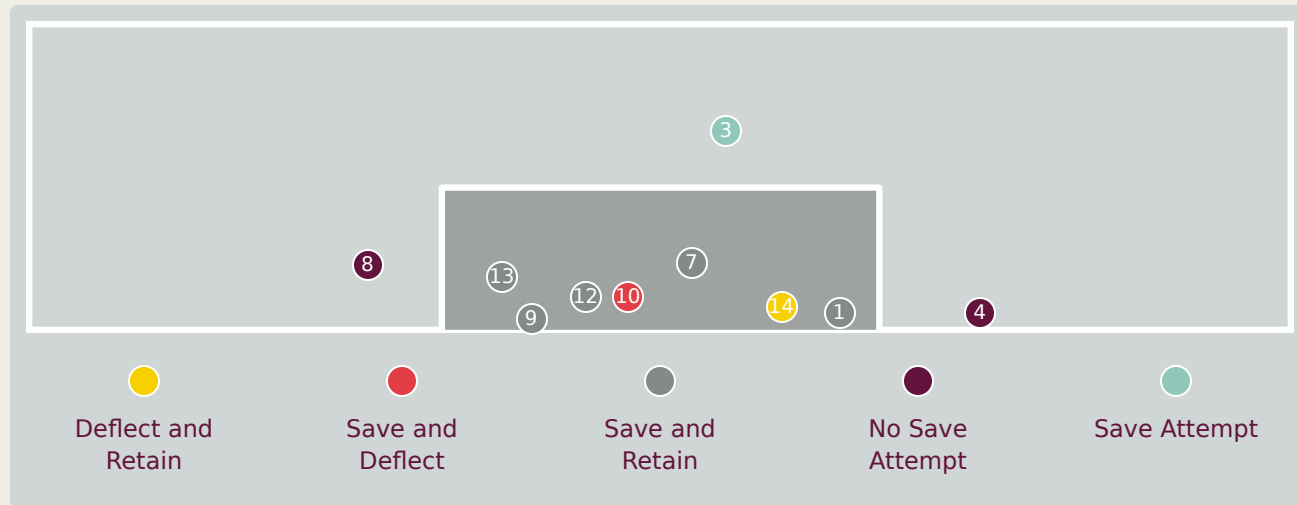
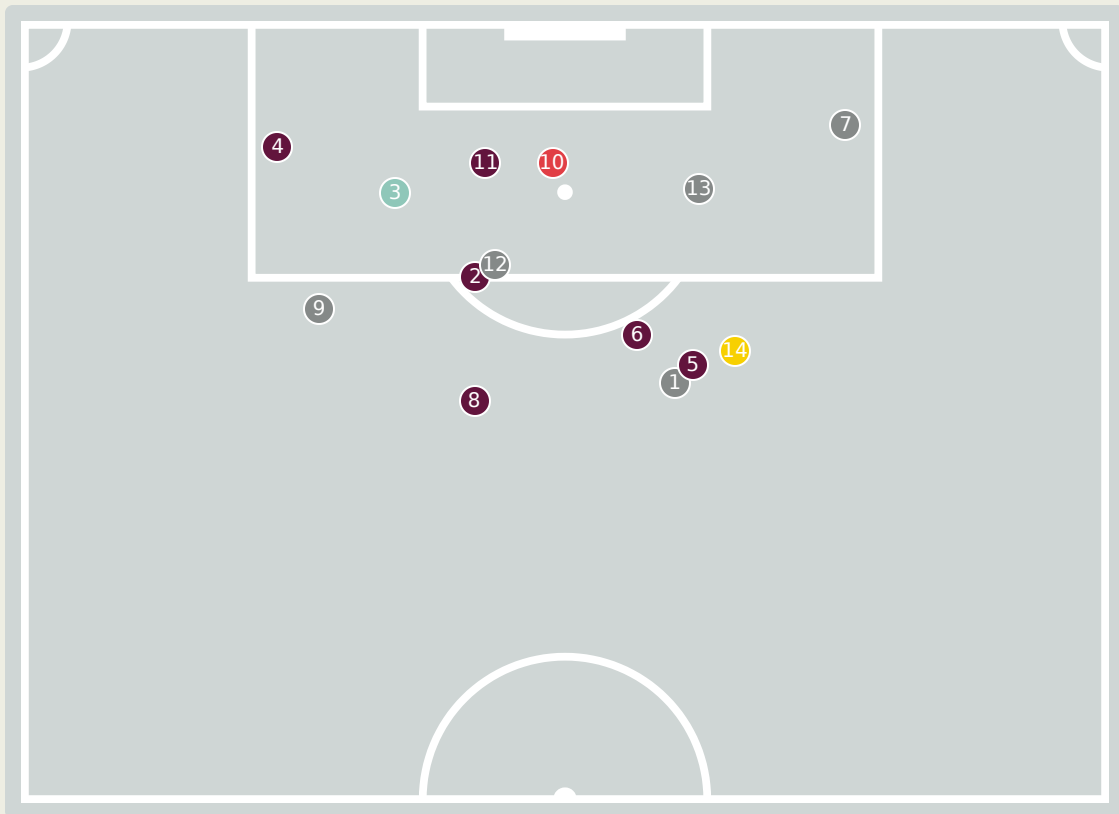
Goalkeeping Distribution



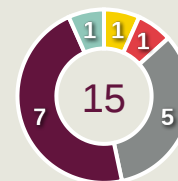
Japan



Goal Prevention

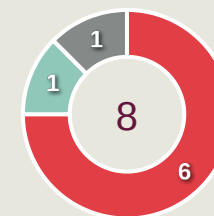


Intervention Type



- Deflect & Retain
- Save & Deflect
- Save & Retain
- No Save Attempt
- Save Attempt

Intervention Body Type



- Head
- Hands
- Upper Body
- Lower Body
- Feet

15

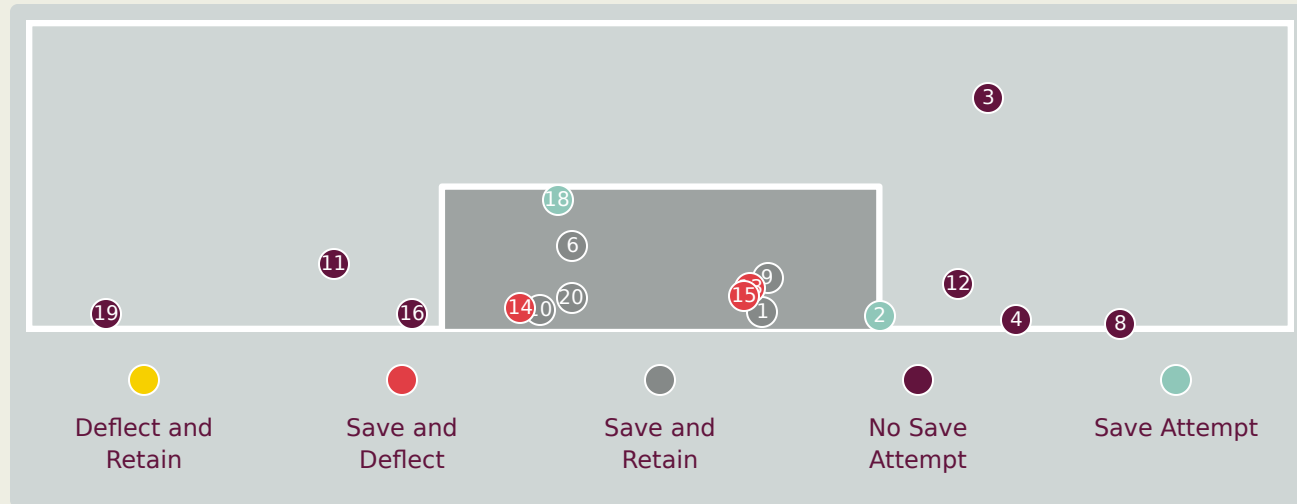
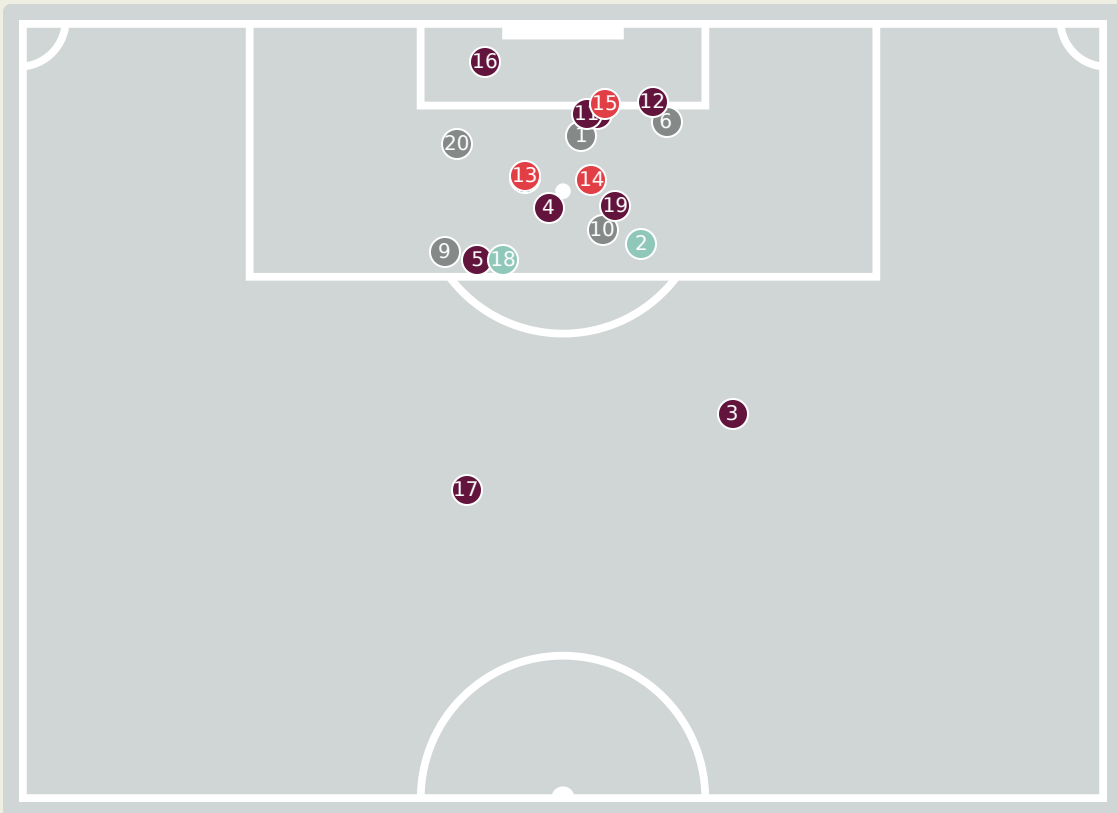
Total Attempts on Goal Faced

100

Save %

Total Attempts on Goal Faced	Total Goal Interventions	Save & Retain	Deflect & Retain	Save & Deflect	Save Attempt	No Save Attempt
15	6	5	0	1	1	7

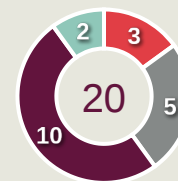
Goal Prevention



20
Total Attempts on Goal Faced

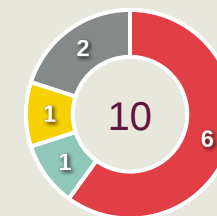
89
Save %

Intervention Type



● Deflect & Retain ● Save & Deflect
● Save & Retain ● No Save Attempt
● Save Attempt

Intervention Body Type



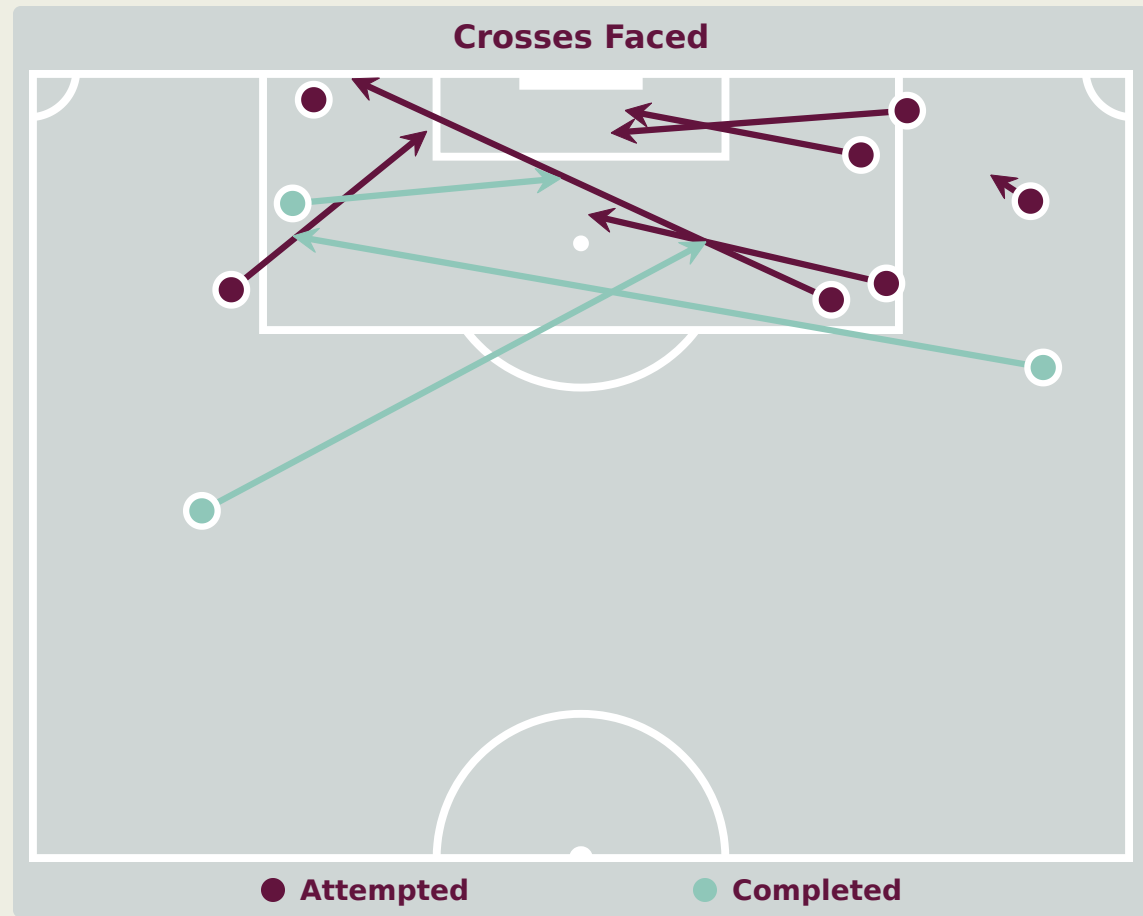
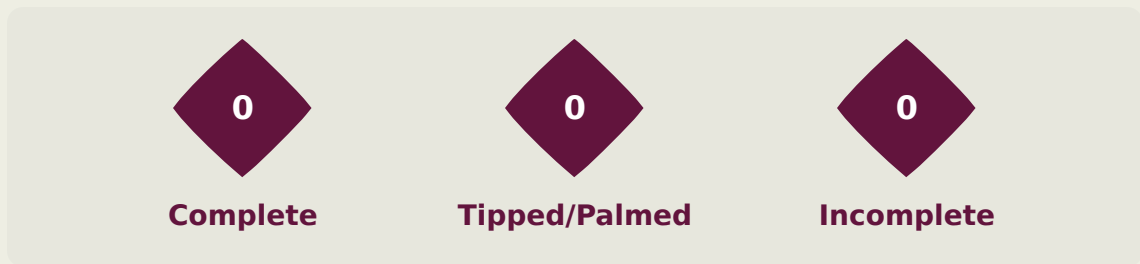
● Head ● Hands ● Upper Body
● Lower Body ● Feet

Total Attempts on Goal Faced	Total Goal Interventions	Save & Retain	Deflect & Retain	Save & Deflect	Save Attempt	No Save Attempt
20	8	5	0	3	2	10

Japan



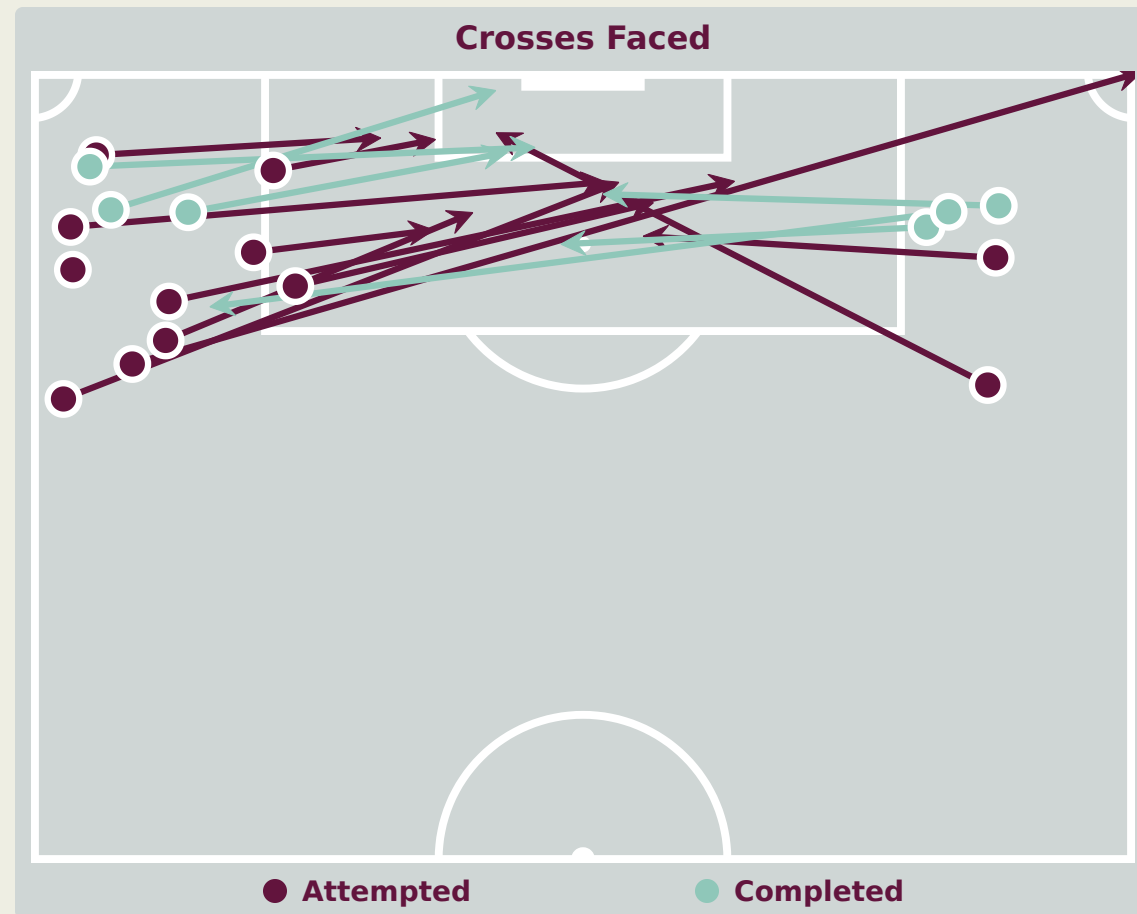
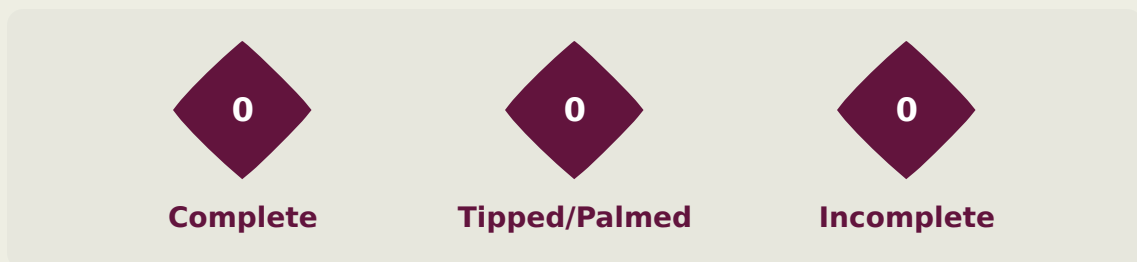
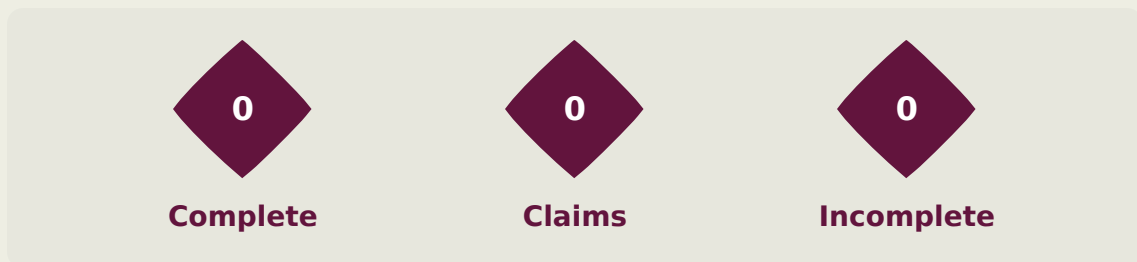
Aerial Control



Delivery Types Faced

Total	In Swing	Out Swing	Driven	Lofted	Cutback	Push
16	4	1	0	8	0	3

Aerial Control



Delivery Types Faced

Total	In Swing	Out Swing	Driven	Lofted	Cutback	Push
23	2	8	3	4	0	6

SET PLAYS



Japan v Poland

Set Plays - Corners



47

Total Set Plays

11

Total Free Kicks

0

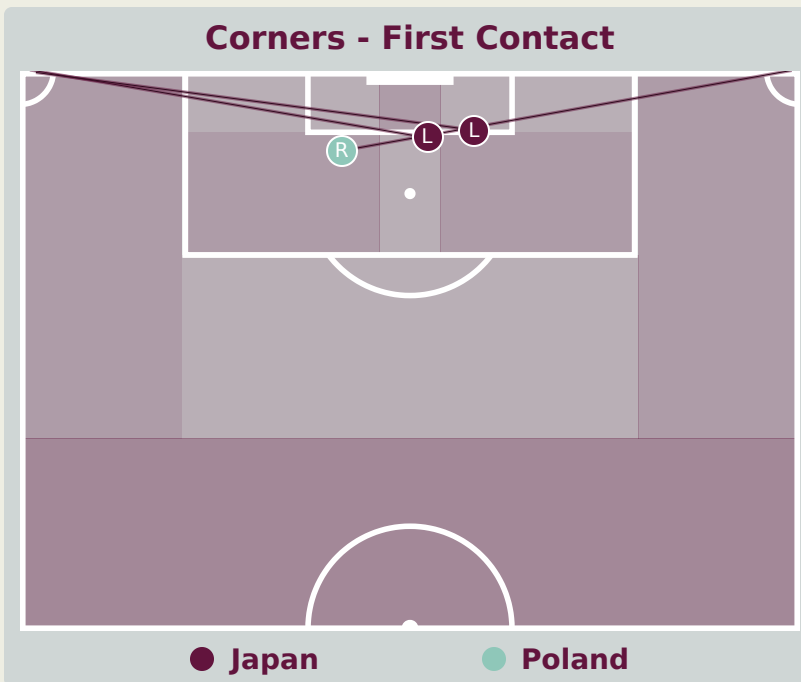
Total Penalties

3

Total Corners

33

Total Throw Ins



Delivery Type	From Left Side	From Right Side	Total
Direct to Area	2	1	3
Short	0	0	0
Edge of Penalty Area	0	0	0

Delivery Style	Total
Inswing	1
Outswing	0
Driven	0

Free Kicks	
Type	Total
Direct	11
Direct (on target)	0
Direct (off target)	0
Indirect	0

First Contacts on Japan Crosses

2

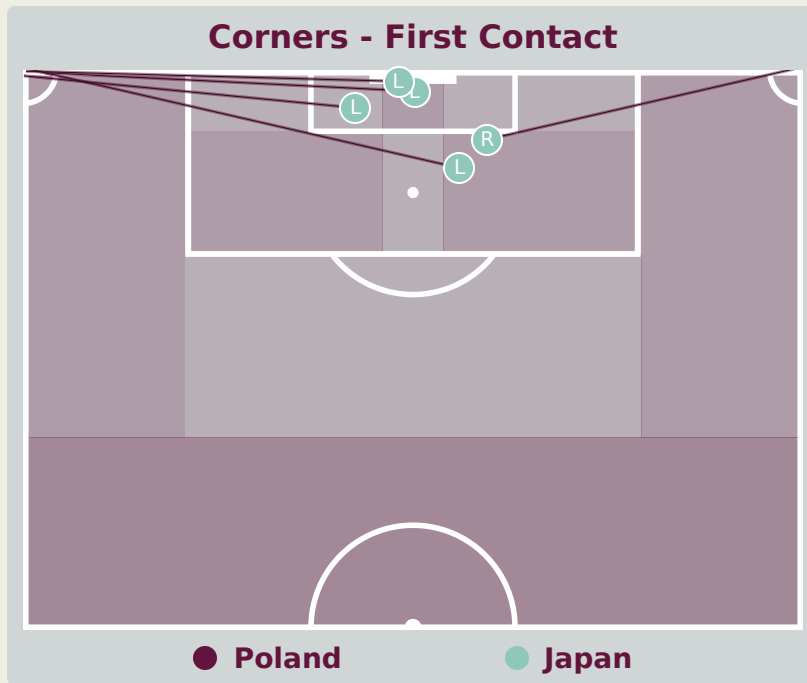
By Japan

1

By Poland

Top 5 Player First Contacts		
Player	Team	Total
HONDA Kotaro	Japan	1
TOKUDA Homare	Japan	1
LYCZKO Szymon	Poland	1

Set Plays - Corners



Delivery Type	From Left Side	From Right Side	Total
Direct to Area	4	1	5
Short	0	0	0
Edge of Penalty Area	0	0	0

Delivery Style	Total
Inswing	3
Outswing	0
Driven	0

Free Kicks	
Type	Total
Direct	13
Direct (on target)	0
Direct (off target)	0
Indirect	1



Top 5 Player First Contacts		
Player	Team	Total
GOTO Wataru	Japan	2
TSUCHIYA Kaito	Japan	1
HONDA Kotaro	Japan	1
MICHIWAKI Yutaka	Japan	1

INDIVIDUAL DATA IN POSSESSION



Japan v Poland



Japan



In Possession - Distributions

#	Player	Passes Attempted	Passes Completed	Pass Completion %	Switches of Play	Crosses Attempted	Crosses Completed	Line Breaks Attempted	Line Breaks Completed	Line Break Completion %	Ball Progressions	Take Ons	Step Ins	Attempts at Goal	Goals
1	GOTO Wataru	36	19	53%	0	0	0	27	12	44%	0	0	0	0	0
2	MATSUMOTO Haruto	35	24	69%	0	2	2	16	8	50%	2	0	2	0	0
3	KOSUGI Keita	46	31	67%	0	1	0	24	16	66%	5	2	3	1	0
4	TSUCHIYA Kaito	23	19	83%	0	0	0	13	10	76%	0	0	0	0	0
5	HONDA Kotaro	12	12	100%	0	0	0	3	3	100%	0	0	0	1	0
7	NAKAJIMA Yotaro	37	27	73%	0	1	1	11	7	63%	2	2	0	1	0
13	YOSHINAGA Yumeki	33	28	85%	0	14	4	8	6	75%	1	0	1	0	0
14	NAWATA Gaku	20	12	60%	0	2	2	6	3	50%	0	0	0	1	0
15	TOKUDA Homare	20	13	65%	0	1	1	8	5	62%	0	0	0	3	0
16	INOUE Aken	22	14	64%	0	1	0	1	0	0%	0	0	0	7	0
18	NAGANO Shuto	12	7	58%	0	0	0	7	2	28%	0	0	0	1	0
6	YAMAMOTO Joi	18	12	67%	0	0	0	8	3	37%	0	0	0	0	0
9	MICHIWAKI Yutaka	2	0	0%	0	0	0	1	0	0%	0	0	0	1	0
10	SATO Ryunosuke	7	5	71%	0	0	0	1	1	100%	0	0	0	0	0
11	TAKAOKA Rento	5	4	80%	0	1	0	1	1	100%	0	0	0	4	1
17	SHIBATA Shotaro	0	0	0%	0	0	0	0	0	0%	0	0	0	0	0

In Possession - Distributions

Poland



#	Player	Passes Attempted	Passes Completed	Pass Completion %	Switches of Play	Crosses Attempted	Crosses Completed	Line Breaks Attempted	Line Breaks Completed	Line Break Completion %	Ball Progressions	Take Ons	Step Ins	Attempts at Goal	Goals
12	MATYS Michal	37	26	70%	0	0	0	12	5	41%	0	0	0	0	0
2	SZALA Dominik	63	47	75%	0	0	0	35	25	71%	1	0	1	0	0
3	KRZYZANOWSKI Jakub	79	61	77%	0	4	2	35	24	68%	1	0	1	0	0
4	ORLIKOWSKI Igor	55	49	89%	0	0	0	11	7	63%	0	0	0	0	0
6	SZNAUCNER Maksymilian	44	37	84%	0	0	0	12	9	75%	1	0	1	0	0
8	BORYS Karol	16	14	88%	0	0	0	5	5	100%	2	1	1	2	0
10	MIKOLAJEWSKI Daniel	10	10	100%	0	1	0	1	1	100%	1	0	1	3	0
11	KOLANKO Krzysztof	29	19	66%	0	1	1	10	5	50%	1	1	0	1	0
13	LYCZKO Szymon	23	20	87%	0	3	0	6	2	33%	2	2	0	0	0
17	HURAS Mike	19	12	63%	0	0	0	2	0	0%	1	1	0	3	0
21	REGULA Marcel	33	27	82%	0	5	0	9	6	66%	3	0	3	2	0
5	GURGUL Michal	20	17	85%	0	0	0	5	5	100%	1	1	0	0	0
14	SKOCZYLAS Mateusz	3	1	33%	0	1	0	1	0	0%	1	1	0	2	0
19	BRZYSKI Igor	16	14	88%	0	1	0	6	5	83%	0	0	0	1	0

Poland



In Possession - Offers & Receptions

			Offer movement types						
#	Player	Total Offers	In Front	In Between	Out to In	In to Out	In Behind	No Movement	Offers Received
12	MATYS Michal	5	0	0	0	0	0	5	3
2	SZALA Dominik	9	4	0	0	0	0	5	7
3	KRZYZANOWSKI Jakub	14	5	1	1	0	3	4	7
4	ORLIKOWSKI Igor	2	0	0	0	0	0	2	0
6	SZNAUCNER Maksymilian	17	7	9	0	1	0	0	6
8	BORYS Karol	42	3	17	0	4	10	8	7
10	MIKOLAJEWSKI Daniel	39	0	10	0	4	21	4	8
11	KOLANKO Krzysztof	24	2	9	1	1	1	10	7
13	LYCZKO Szymon	28	0	1	0	0	13	14	10
17	HURAS Mike	21	0	7	1	1	8	4	6
21	REGULA Marcel	43	7	15	0	3	14	4	14
5	GURGUL Michal	15	3	0	0	1	6	5	3
14	SKOCZYLAS Mateusz	16	1	1	0	1	10	3	4
19	BRZYSKI Igor	9	1	6	0	0	1	1	3

INDIVIDUAL DATA OUT OF POSSESSION



Japan v Poland



Out of Possession

Japan



#	Player	Tackles Made / Won	Blocks	Interceptions	Pressing Direct	Pressing Indirect	Duels Won - Aerial	Duels Won - Physical	Possession Contests won	Clearances	Loose Ball Receptions	Pushing On	Pushing On into Pressing	Possession Regains	Possession Interrupted
1	GOTO Wataru	0 / 0	0	0	0	0	0	0	0	0	6	0	0	21	0
2	MATSUMOTO Haruto	5 / 0	4	1	9	12	4	0	4	0	5	25	14	2	5
3	KOSUGI Keita	4 / 0	1	2	5	10	3	0	3	5	9	23	8	7	4
4	TSUCHIYA Kaito	2 / 0	3	4	2	9	4	0	4	5	3	6	3	5	7
5	HONDA Kotaro	4 / 0	3	2	6	6	3	1	4	16	3	3	2	7	10
7	NAKAJIMA Yotaro	5 / 0	4	0	7	23	2	0	2	2	12	30	8	3	3
13	YOSHINAGA Yumeki	3 / 0	1	0	8	25	0	0	1	0	7	22	13	0	0
14	NAWATA Gaku	3 / 0	1	0	7	23	0	0	0	0	5	21	14	2	0
15	TOKUDA Homare	1 / 0	0	0	2	12	6	0	6	1	3	13	6	0	1
16	INOUE Alen	0 / 0	0	0	2	24	1	0	2	0	4	19	11	1	0
18	NAGANO Shuto	3 / 0	3	0	3	8	0	0	0	1	6	6	2	1	3
6	YAMAMOTO Joi	1 / 0	2	0	3	7	0	0	0	0	4	3	2	1	0
9	MICHIWAKI Yutaka	1 / 0	0	0	1	9	0	0	0	1	1	7	5	0	1
10	SATO Ryunosuke	3 / 0	1	0	2	5	0	0	0	2	0	7	2	0	2
11	TAKAOKA Rento	1 / 0	1	1	2	3	1	0	1	0	1	5	2	1	0
17	SHIBATA Shotaro	0 / 0	0	0	0	0	0	0	0	1	0	0	0	0	1

Out of Possession

Poland



#	Player	Tackles Made / Won	Blocks	Interceptions	Pressing Direct	Pressing Indirect	Duels Won - Aerial	Duels Won - Physical	Possession Contests won	Clearances	Loose Ball Receptions	Pushing On	Pushing On into Pressing	Possession Regains	Possession Interrupted
12	MATYS Michal	0 / 0	0	0	0	0	0	0	0	0	6	0	0	10	0
2	SZALA Dominik	4 / 0	3	4	3	7	0	0	1	10	9	15	5	7	5
3	KRZYZANOWSKI Jakub	2 / 0	3	1	3	8	1	0	1	6	8	10	5	2	8
4	ORLIKOWSKI Igor	0 / 0	3	1	5	2	2	0	2	8	9	3	1	7	3
6	SZNAUCNER Maksymilian	3 / 0	5	1	3	22	0	0	2	10	11	25	7	9	6
8	BORYS Karol	1 / 0	4	0	1	5	0	0	1	1	2	23	1	3	2
10	MIKOLAJEWSKI Daniel	2 / 0	3	0	2	10	1	1	3	1	2	15	7	3	3
11	KOLANKO Krzysztof	5 / 0	2	0	5	18	0	0	0	0	8	14	6	2	1
13	LYCZKO Szymon	2 / 0	1	3	6	7	0	0	0	0	6	5	5	0	1
17	HURAS Mike	1 / 0	0	0	2	14	0	0	0	0	1	12	6	1	0
21	REGULA Marcel	1 / 0	3	0	1	16	3	0	4	0	7	21	7	4	1
5	GURGUL Michal	0 / 0	1	0	1	3	0	0	0	1	2	6	3	0	2
14	SKOCZYLAS Mateusz	1 / 0	1	0	0	3	0	0	1	0	0	2	1	0	1
19	BRZYSKI Igor	3 / 0	1	0	2	5	0	0	0	2	7	3	2	0	2

INDIVIDUAL DATA PHYSICAL



Japan v Poland



Physical Data

Japan



#	Player	Total Distance (m)	Zone 1: 0-7 km/h (m)	Zone 2: 7-15 km/h (m)	Zone 3: 15-20 km/h (m)	Zone 4: 20-25 km/h (m)	Zone 5: 25+ km/h (m)	High Speed Runs (Zone 4)	Sprints (Zone 5)	Top Speed (km/h)
1	GOTO Wataru	3266.6	2686.1	449.8	102.2	28.4	0	14.0	3.0	23.6
2	MATSUMOTO Haruto	10866.8	3336.1	4849.8	1814.8	738.9	128.2	157.0	51.0	30.6
3	KOSUGI Keita	10011.2	3360.8	4262.8	1167.3	788.9	431.5	102.0	62.0	32.9
4	TSUCHIYA Kaito	9301.7	3669.5	3787.6	1279.9	400.0	163.7	113.0	33.0	32.1
5	HONDA Kotaro	9484.2	3160.1	4609.3	1104.9	416.4	193.5	96.0	34.0	31.4
7	NAKAJIMA Yotaro	11359.1	3019.2	5506.9	2160.5	585.0	88.6	172.0	43.0	30.1
13	YOSHINAGA Yumeki	10094.4	3929.8	4131.7	1136.6	573.4	324.0	106.0	48.0	31.0
14	NAWATA Gaku	9031.3	2559.5	4189.6	1511.8	615.0	156.2	132.0	41.0	31.3
15	TOKUDA Homare	8324.6	3201.6	3284.9	1031.4	642.7	164.0	95.0	43.0	29.6
16	INOUE Aken	8889.5	3065.1	3478.5	1259.6	728.1	357.4	116.0	53.0	32.6
18	NAGANO Shuto	5940.7	1471.5	2909.8	1222.6	304.2	33.3	107.0	21.0	28.4
6	YAMAMOTO Joi	6082.8	1529.8	2886.3	1169.7	417.9	79.7	104.0	28.0	29.5
9	MICHIWAKI Yutaka	3031.2	1037.3	1013.6	620.2	224.6	135.2	46.0	22.0	30.8
10	SATO Ryunosuke	2114.1	501.9	973.8	348.4	227.7	62.4	26.0	16.0	30.5
11	TAKAOKA Rento	3111.8	827.4	1363.0	645.1	172.7	103.3	54.0	16.0	31.3
17	SHIBATA Shotaro	316.2	46.5	148.3	49.7	51.4	20.4	7.0	2.0	29.9

Physical Data

Poland



#	Player	Total Distance (m)	Zone 1: 0-7 km/h (m)	Zone 2: 7-15 km/h (m)	Zone 3: 15-20 km/h (m)	Zone 4: 20-25 km/h (m)	Zone 5: 25+ km/h (m)	High Speed Runs (Zone 4)	Sprints (Zone 5)	Top Speed (km/h)
12	MATYS Michal	4348.2	3378.1	860.1	93.9	15.7	0	10.0	2.0	22.4
2	SZALA Dominik	10027.8	3795.5	4504.5	1073.0	529.5	125.3	105.0	40.0	29.2
3	KRZYZANOWSKI Jakub	10428.4	4162.0	3892.9	1438.1	668.5	267.0	121.0	46.0	29.6
4	ORLIKOWSKI Igor	9539.9	3720.6	4326.3	848.1	453.1	191.8	82.0	40.0	32.0
6	SZNAUCNER Maksymilian	10354.4	3192.2	5154.4	1345.0	554.0	108.7	119.0	34.0	31.1
8	BORYS Karol	7928.6	2478.5	3679.7	1332.0	327.5	111.0	106.0	27.0	31.0
10	MIKOLAJEWSKI Daniel	9749.4	4100.6	3808.1	921.3	596.7	321.7	94.0	52.0	32.4
11	KOLANKO Krzysztof	9748.9	4119.9	3846.0	1138.7	547.9	96.5	98.0	46.0	31.2
13	LYCZKO Szymon	6411.4	2340.8	2527.4	954.7	489.8	98.7	77.0	35.0	30.7
17	HURAS Mike	8062.2	3289.4	3034.6	1081.1	505.5	151.6	87.0	37.0	30.8
21	REGULA Marcel	10575.4	4067.3	4423.7	1302.9	533.0	248.5	114.0	50.0	31.1
5	GURGUL Michal	4808.9	1233.0	2491.0	674.7	291.9	118.3	60.0	21.0	30.6
14	SKOCZYLAS Mateusz	1975.8	679.3	758.7	282.1	143.8	112.0	27.0	13.0	28.7
19	BRZYSKI Igor	3915.6	1113.2	1789.0	784.7	219.7	9.0	61.0	20.0	26.3

