



U-17 WORLD CUP
INDONESIA 2023



Senegal 4 - 1 Poland

Group D - Match 20
14 November 2023
16:00 Kick Off

Si Jalak Harupat Stadium

POST MATCH SUMMARY REPORT

Match Summary - Teams

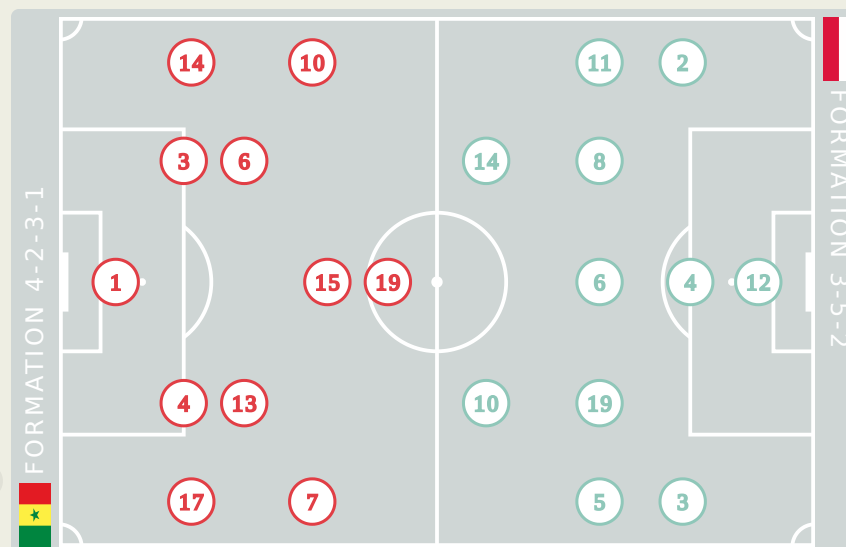


STARTING

| | | | |
|----|----|-----------------|-------------------------|
| 1 | GK | DIOUF Serigne | |
| 3 | DF | DIALLO Mamadou | |
| 4 | DF | DIOUF Fallou | |
| 6 | MF | DIONG Daouda | |
| 7 | FW | DIEME Yaya | ↓ 66' |
| 10 | FW | DIOUF Amara (C) | ↓ 77' |
| 13 | MF | TOURE Alpha | |
| 14 | MF | DORIVAL Pierre | |
| 15 | FW | GNING Mamadou | ↓ 66' |
| 17 | DF | DIALLO Ibrahima | 🟡 24' ↓ 82' |
| 19 | FW | GUEYE Idrissa | ⚽ 18' ⚽ 52' ⚽ 69' ↓ 77' |

SUBSTITUTES

| | | | |
|----|----|----------------|-------|
| 16 | GK | MBOUP Macoura | |
| 21 | GK | FALL Bamba | |
| 2 | FW | DIANDY Clayton | ↑ 66' |
| 5 | DF | BA Boubacar | |
| 8 | MF | FAYE Saliou | ↑ 77' |
| 9 | FW | SALL Omar | ↑ 66' |
| 11 | MF | SADIO Lamine | |
| 12 | DF | LIMA Guy | |
| 18 | FW | SAWANE Mamadou | ↑ 77' |
| 20 | FW | NIABALY Cherif | ↑ 82' |



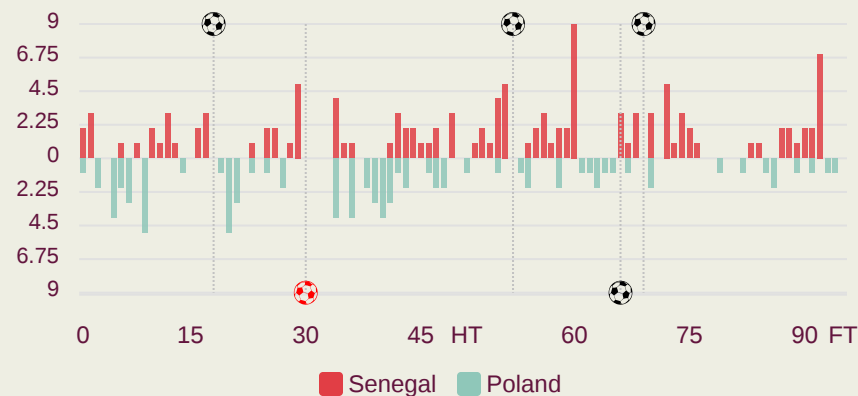
STARTING

| | | | | | |
|-------|--|-----------------------|----|----|--|
| | | MATYS Michal | GK | 12 | |
| ↓ 65' | | SZALA Dominik | DF | 2 | |
| ↓ 65' | | KRZYZANOWSKI Jakub | DF | 3 | |
| | | ORLIKOWSKI Igor | DF | 4 | |
| | | GURGUL Michal | DF | 5 | |
| | | SZNAUCNER Maksymilian | MF | 6 | |
| | | BORYS Karol | MF | 8 | |
| ↓ 53' | | MIKOLAJEWSKI Daniel | FW | 10 | |
| | | (C) KOLANKO Krzysztof | MF | 11 | |
| | | SKOCZYLAS Mateusz | FW | 14 | |
| ↓ 45' | | BRZYSKI Igor | MF | 19 | |

SUBSTITUTES

| | | | | | |
|-------|-------|--------------------|----|----|--|
| | | PIEKUTOWSKI Milosz | GK | 1 | |
| | | LISEWSKI Robin | GK | 16 | |
| | | WOLSKI Filip | MF | 7 | |
| | | TOMCZYK Oskar | FW | 9 | |
| ↑ 65' | | LYCZKO Szymon | MF | 13 | |
| ↑ 65' | | KOWALIK Piotr | DF | 15 | |
| ↑ 53' | | HURAS Mike | FW | 17 | |
| | | ROZGA Filip | MF | 18 | |
| | | LABEDZKI Jan | MF | 20 | |
| ⚽ 66' | ↑ 45' | REGULA Marcel | MF | 21 | |

Distribution in the Final Third



Match Summary - Key Statistics



Possession

| Total | Senegal | Indonesia | Poland | Total |
|-----------|--|-----------|--------|-----------|
| | 38.3% | 21.2% | 40.5% | |
| 4 | Goals | | | 1 |
| 21 (8) | Attempts at Goal (On Target) | | | 11 (5) |
| 311 (238) | Total Passes (Complete) | | | 338 (251) |
| 77 % | Pass Completion % | | | 74 % |
| 80 | Completed Line Breaks | | | 78 |
| 8 | Defensive Line Breaks | | | 5 |
| 111 | Receptions in the Final Third | | | 69 |
| 30 | Crosses | | | 14 |
| 19 | Ball Progressions | | | 14 |
| 178 (73) | Defensive Pressures Applied (Direct Pressures) | | | 205 (62) |
| 48 | Forced Turnovers | | | 61 |
| 95 | Second Balls | | | 86 |
| 110.8 km | Total Distance Covered | | | 109 km |
| 7.6 km | Zone 4 - Low Speed Sprinting: 20-25 km/h | | | 6.7 km |



Phases of Play



IN POSSESSION



OUT OF POSSESSION



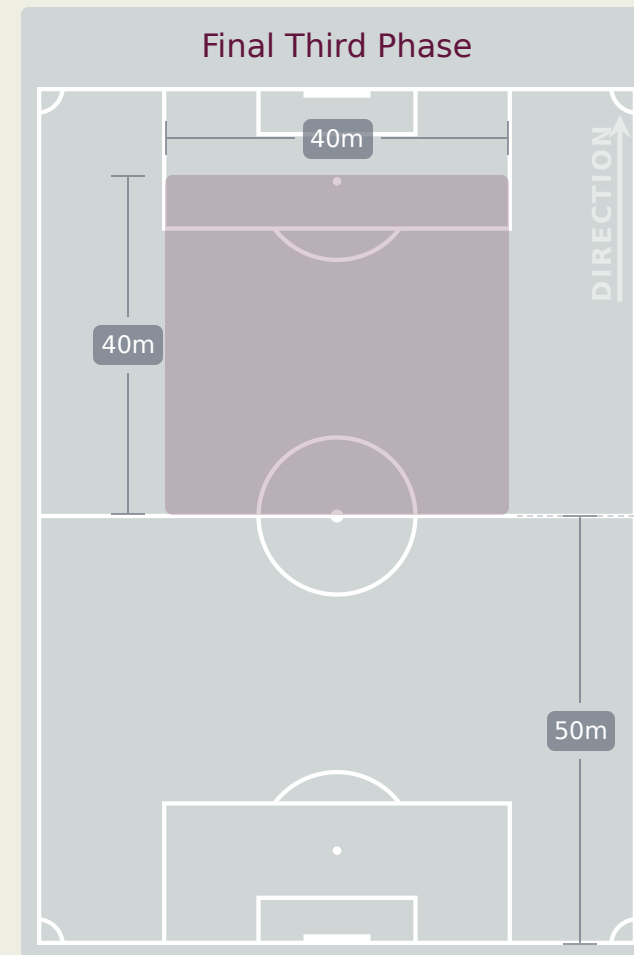
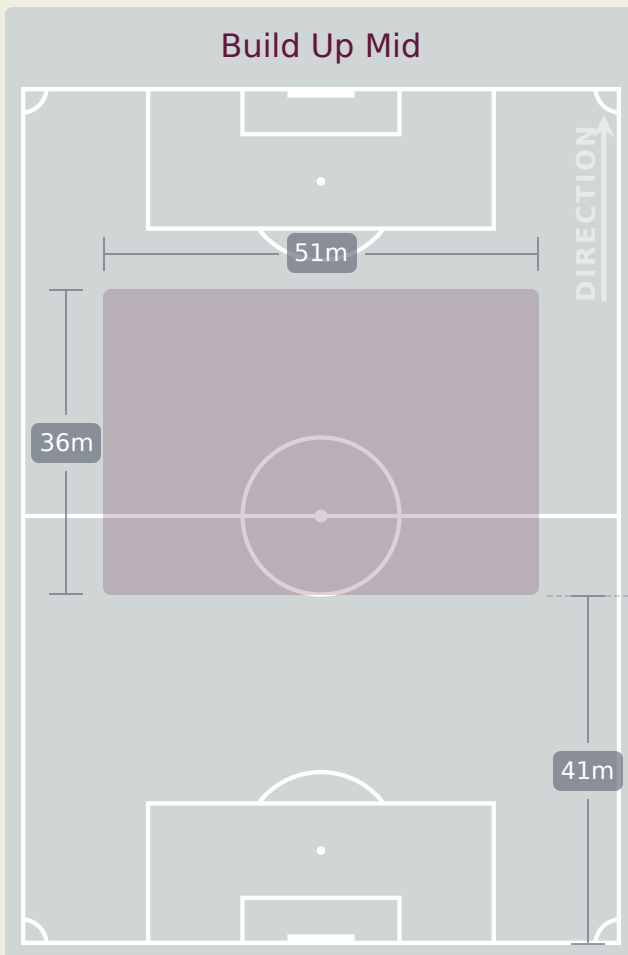
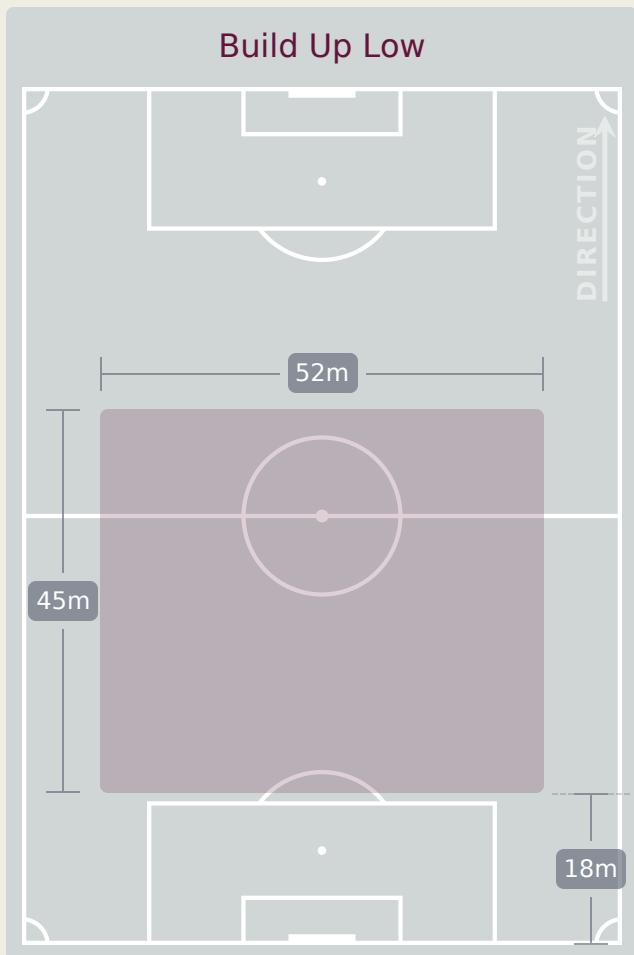
IN POSSESSION



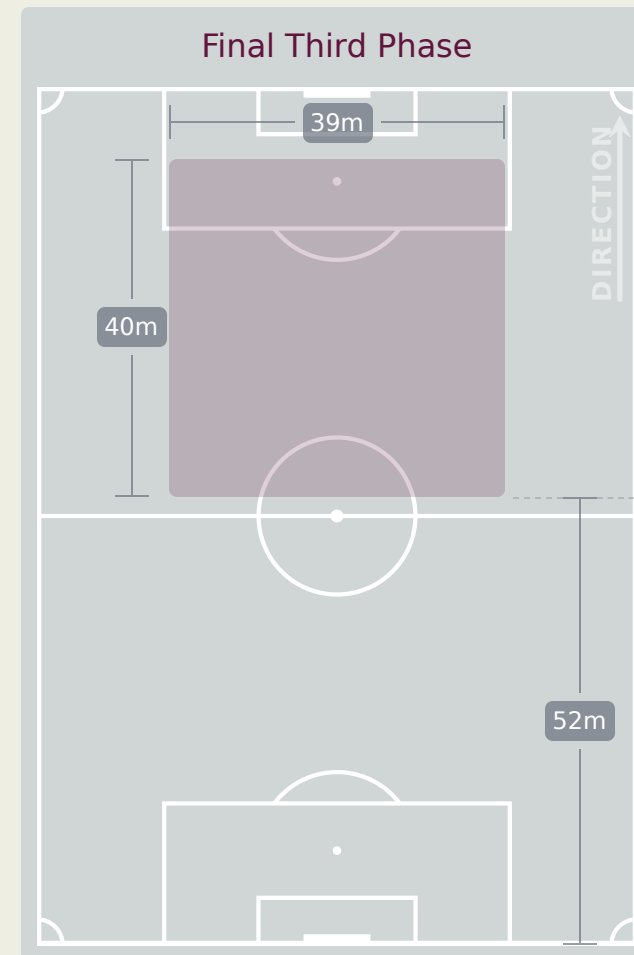
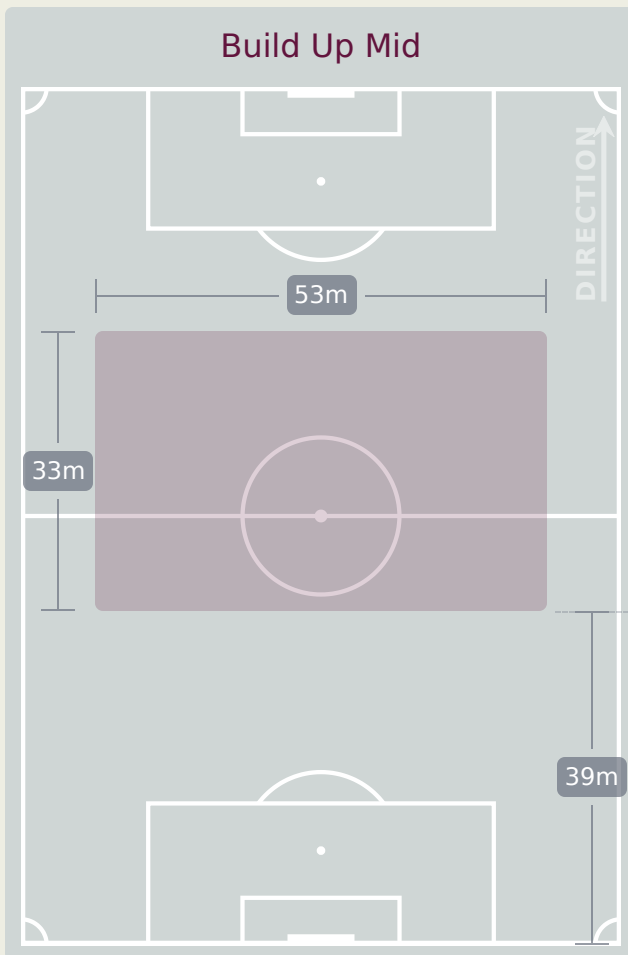
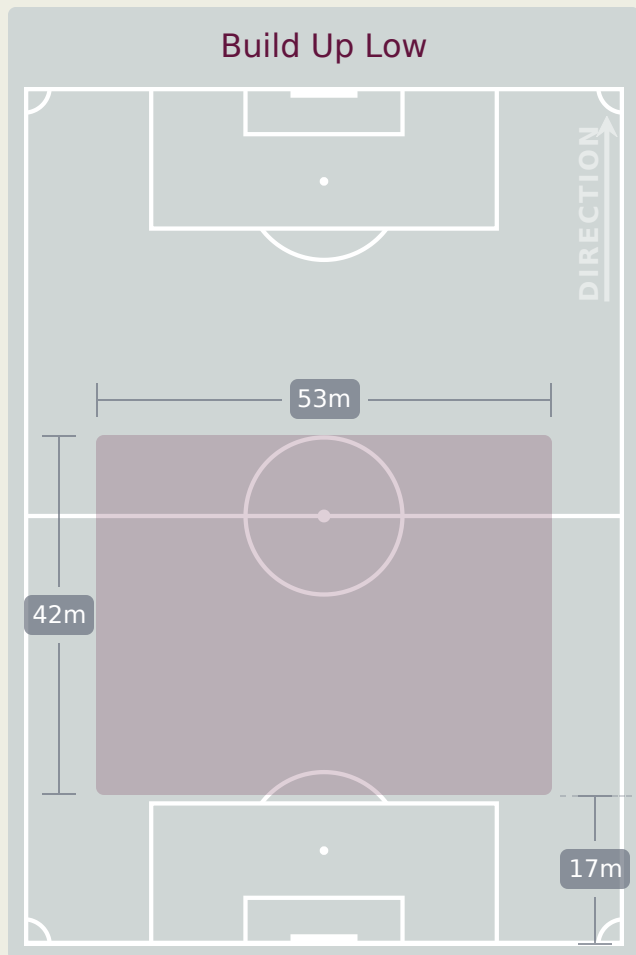
Senegal v Poland



In Possession Line Height & Team Length



In Possession Line Height & Team Length



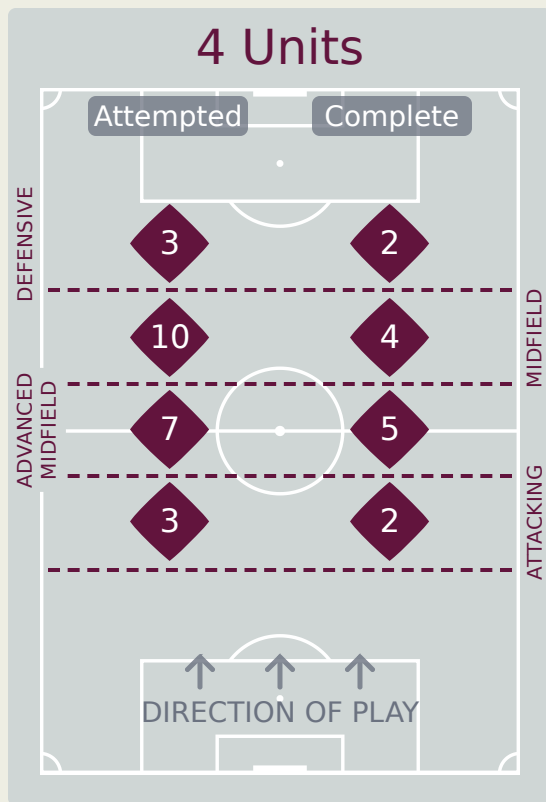
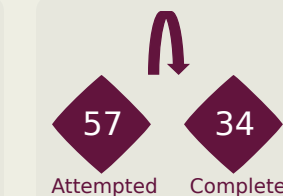
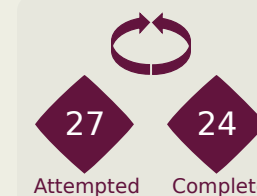
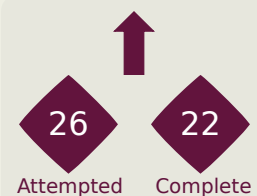
Line Breaks



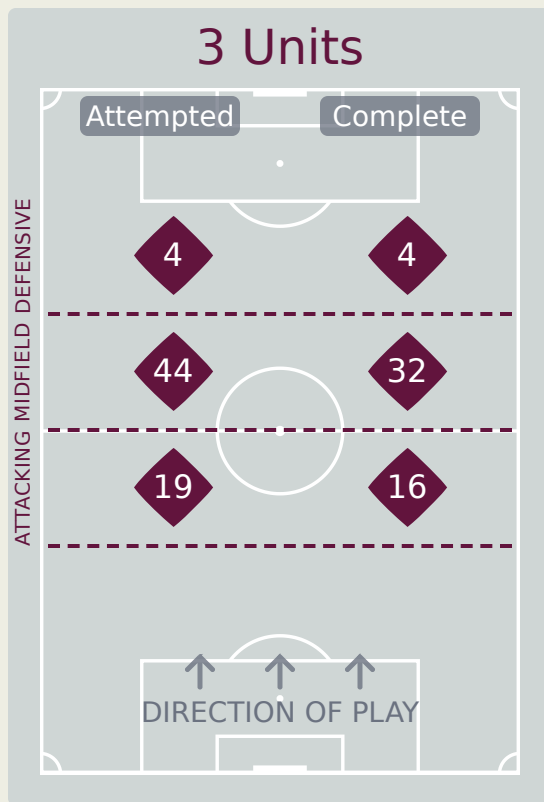
Senegal

Attempted Line Breaks

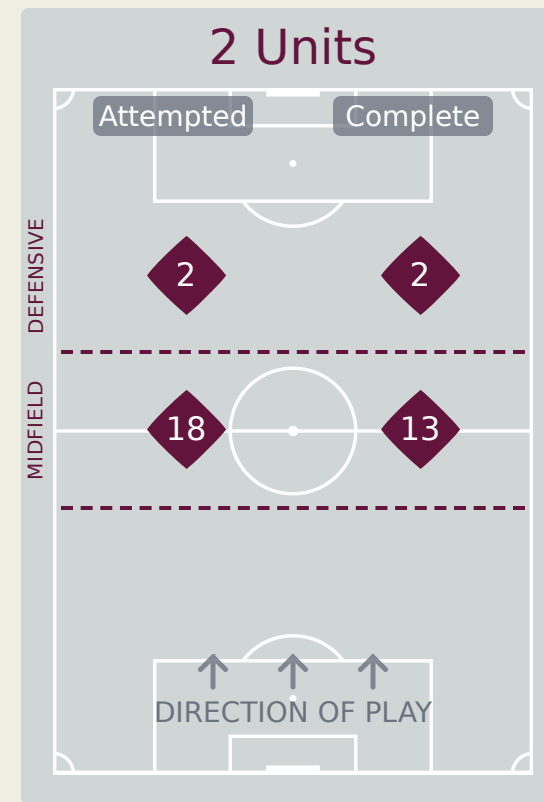
110



| | |
|-----------------------|----|
| Attempted Line Breaks | 23 |
| Inside Shape | 17 |
| Outside Shape | 6 |



| | |
|-----------------------|----|
| Attempted Line Breaks | 67 |
| Inside Shape | 41 |
| Outside Shape | 26 |



| | |
|-----------------------|----|
| Attempted Line Breaks | 20 |
| Inside Shape | 12 |
| Outside Shape | 8 |

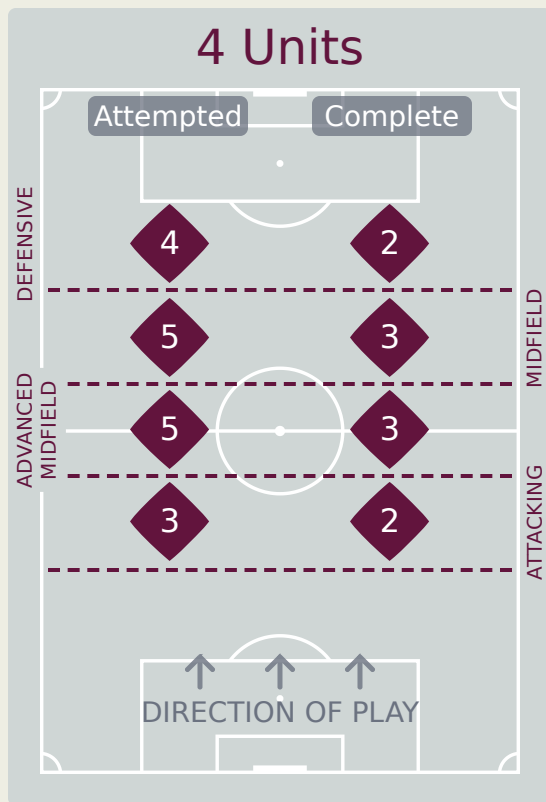
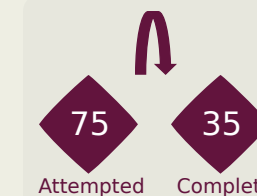
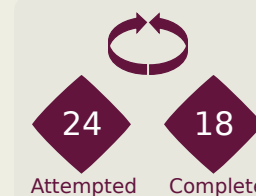
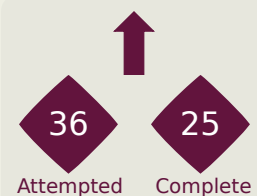
Line Breaks



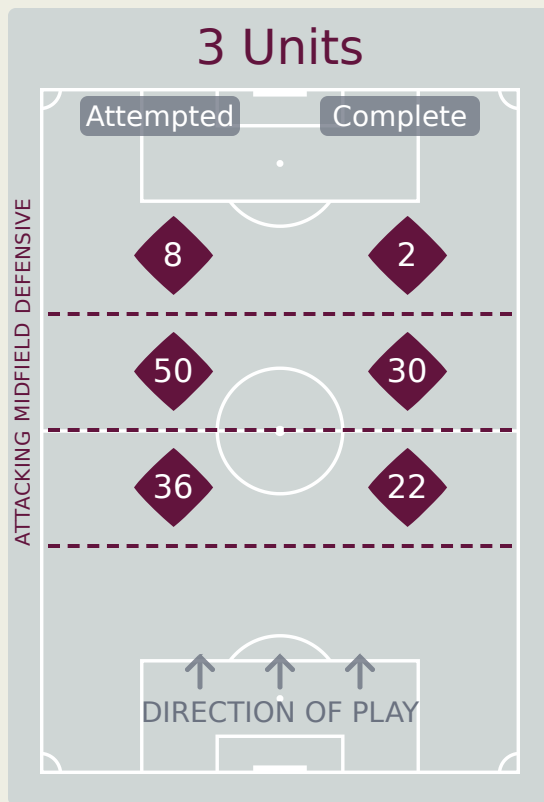
Poland

Attempted Line Breaks

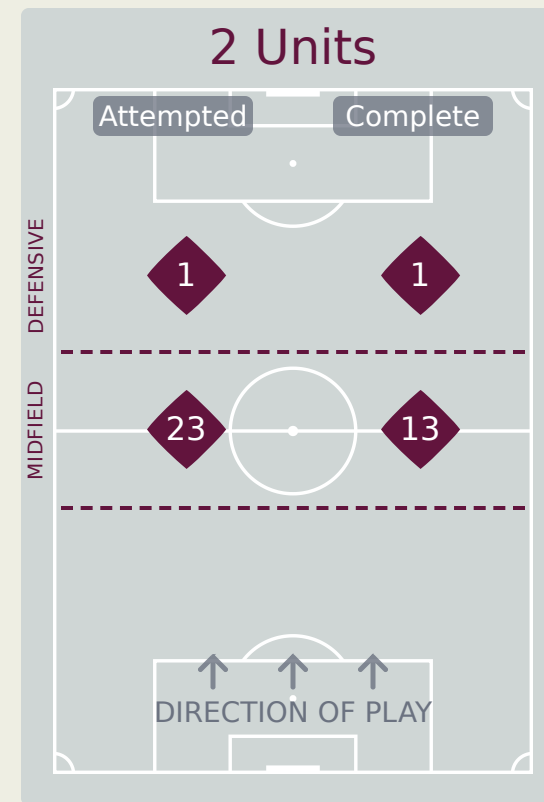
135



| | |
|-----------------------|----|
| Attempted Line Breaks | 17 |
| Inside Shape | 9 |
| Outside Shape | 8 |



| | |
|-----------------------|----|
| Attempted Line Breaks | 94 |
| Inside Shape | 61 |
| Outside Shape | 33 |



| | |
|-----------------------|----|
| Attempted Line Breaks | 24 |
| Inside Shape | 12 |
| Outside Shape | 12 |

Line Breaks



| | | | | | 4 Units | | | | 3 Units | | | 2 Units | | Direction | | | Distribution Type | | |
|----|-----------------|-----------------------|-----------------------|-------------------------|----------------|-------------------------|---------------|----------------|----------------|---------------|----------------|---------------|----------------|-----------|--------|------|-------------------|-------|------------------|
| # | Player | Line Breaks Attempted | Line Breaks Completed | Line Break Completion % | Attacking Line | Attacking Midfield Line | Midfield Line | Defensive Line | Attacking Line | Midfield Line | Defensive Line | Midfield Line | Defensive Line | Through | Around | Over | Pass | Cross | Ball Progression |
| 1 | DIOUF Serigne | 19 | 10 | 52% | 2 | 3 | 4 | 0 | 3 | 7 | 0 | 0 | 0 | 1 | 1 | 17 | 19 | 0 | 0 |
| 3 | DIALLO Mamadou | 5 | 4 | 80% | 0 | 1 | 0 | 0 | 0 | 3 | 0 | 1 | 0 | 3 | 0 | 2 | 5 | 0 | 0 |
| 4 | DIOUF Fallou | 13 | 11 | 84% | 0 | 1 | 0 | 0 | 6 | 5 | 0 | 1 | 0 | 4 | 2 | 7 | 13 | 0 | 0 |
| 6 | DIONG Daouda | 10 | 9 | 90% | 0 | 0 | 0 | 0 | 2 | 6 | 0 | 2 | 0 | 2 | 7 | 1 | 7 | 0 | 3 |
| 7 | DIEME Yaya | 3 | 3 | 100% | 0 | 0 | 0 | 1 | 0 | 0 | 2 | 0 | 0 | 1 | 2 | 0 | 2 | 0 | 1 |
| 10 | DIOUF Amara | 2 | 1 | 50% | 0 | 0 | 0 | 0 | 0 | 1 | 0 | 1 | 0 | 1 | 0 | 1 | 2 | 0 | 0 |
| 13 | TOURE Alpha | 16 | 11 | 68% | 0 | 0 | 1 | 0 | 3 | 5 | 0 | 6 | 1 | 2 | 3 | 11 | 16 | 0 | 0 |
| 14 | DORIVAL Pierre | 8 | 6 | 75% | 0 | 0 | 0 | 0 | 2 | 4 | 0 | 1 | 1 | 4 | 0 | 4 | 8 | 0 | 0 |
| 15 | GNING Mamadou | 3 | 2 | 66% | 0 | 0 | 0 | 0 | 0 | 2 | 0 | 1 | 0 | 2 | 1 | 0 | 3 | 0 | 0 |
| 17 | DIALLO Ibrahima | 18 | 13 | 72% | 0 | 2 | 4 | 0 | 3 | 3 | 1 | 5 | 0 | 2 | 3 | 13 | 16 | 2 | 0 |
| 19 | GUEYE Idrissa | 5 | 3 | 60% | 0 | 0 | 1 | 1 | 0 | 3 | 0 | 0 | 0 | 3 | 2 | 0 | 5 | 0 | 0 |
| 2 | DIANDY Clayton | 1 | 0 | 0% | 0 | 0 | 0 | 1 | 0 | 0 | 0 | 0 | 0 | 0 | 1 | 0 | 1 | 0 | 0 |
| 8 | FAYE Saliou | 3 | 3 | 100% | 0 | 0 | 0 | 0 | 0 | 3 | 0 | 0 | 0 | 1 | 2 | 0 | 3 | 0 | 0 |
| 9 | SALL Omar | 1 | 1 | 100% | 0 | 0 | 0 | 0 | 0 | 0 | 1 | 0 | 0 | 0 | 1 | 0 | 1 | 0 | 0 |
| 18 | SAWANE Mamadou | 0 | 0 | 0% | 0 | 0 | 0 | 0 | 0 | 0 | 0 | 0 | 0 | 0 | 0 | 0 | 0 | 0 | 0 |
| 20 | NIABALY Cherif | 3 | 3 | 100% | 1 | 0 | 0 | 0 | 0 | 2 | 0 | 0 | 0 | 0 | 2 | 1 | 3 | 0 | 0 |

Poland



Line Breaks

| | | | | | 4 Units | | | | 3 Units | | | 2 Units | | Direction | | | Distribution Type | | |
|----|-----------------------|-----------------------|-----------------------|-------------------------|----------------|-------------------------|---------------|----------------|----------------|---------------|----------------|---------------|----------------|-----------|--------|------|-------------------|-------|------------------|
| # | Player | Line Breaks Attempted | Line Breaks Completed | Line Break Completion % | Attacking Line | Attacking Midfield Line | Midfield Line | Defensive Line | Attacking Line | Midfield Line | Defensive Line | Midfield Line | Defensive Line | Through | Around | Over | Pass | Cross | Ball Progression |
| 12 | MATYS Michal | 20 | 9 | 45% | 1 | 2 | 2 | 0 | 8 | 5 | 0 | 2 | 0 | 1 | 0 | 19 | 20 | 0 | 0 |
| 2 | SZALA Dominik | 14 | 9 | 64% | 1 | 0 | 1 | 0 | 5 | 5 | 0 | 2 | 0 | 4 | 1 | 9 | 14 | 0 | 0 |
| 3 | KRZYZANOWSKI Jakub | 11 | 5 | 45% | 0 | 0 | 1 | 2 | 2 | 5 | 0 | 1 | 0 | 5 | 1 | 5 | 11 | 0 | 0 |
| 4 | ORLIKOWSKI Igor | 10 | 7 | 70% | 1 | 0 | 1 | 0 | 4 | 3 | 0 | 1 | 0 | 0 | 3 | 7 | 10 | 0 | 0 |
| 5 | GURGUL Michal | 30 | 16 | 53% | 0 | 0 | 0 | 0 | 14 | 7 | 3 | 6 | 0 | 3 | 6 | 21 | 29 | 1 | 0 |
| 6 | SZNAUCNER Maksymilian | 12 | 7 | 58% | 0 | 1 | 0 | 1 | 1 | 6 | 1 | 2 | 0 | 7 | 1 | 4 | 12 | 0 | 0 |
| 8 | BORYS Karol | 3 | 2 | 66% | 0 | 1 | 0 | 0 | 0 | 2 | 0 | 0 | 0 | 0 | 2 | 1 | 3 | 0 | 0 |
| 10 | MIKOLAJEWSKI Daniel | 2 | 0 | 0% | 0 | 0 | 0 | 0 | 0 | 0 | 1 | 1 | 0 | 1 | 0 | 1 | 2 | 0 | 0 |
| 11 | KOLANKO Krzysztof | 7 | 4 | 57% | 0 | 0 | 0 | 1 | 0 | 3 | 1 | 1 | 1 | 3 | 2 | 2 | 6 | 1 | 0 |
| 14 | SKOCZYLAS Mateusz | 7 | 3 | 42% | 0 | 0 | 0 | 0 | 0 | 4 | 2 | 1 | 0 | 4 | 2 | 1 | 7 | 0 | 0 |
| 19 | BRZYSKI Igor | 8 | 8 | 100% | 0 | 0 | 0 | 0 | 2 | 5 | 0 | 1 | 0 | 6 | 2 | 0 | 8 | 0 | 0 |
| 13 | LYCZKO Szymon | 2 | 2 | 100% | 0 | 1 | 0 | 0 | 0 | 1 | 0 | 0 | 0 | 0 | 2 | 0 | 2 | 0 | 0 |
| 15 | KOWALIK Piotr | 6 | 5 | 83% | 0 | 0 | 0 | 0 | 0 | 3 | 0 | 3 | 0 | 0 | 2 | 4 | 6 | 0 | 0 |
| 17 | HURAS Mike | 0 | 0 | 0% | 0 | 0 | 0 | 0 | 0 | 0 | 0 | 0 | 0 | 0 | 0 | 0 | 0 | 0 | 0 |
| 21 | REGULA Marcel | 3 | 1 | 33% | 0 | 0 | 0 | 0 | 0 | 1 | 0 | 2 | 0 | 2 | 0 | 1 | 2 | 1 | 0 |

Passing Networks



| # | Passes From ↓ to → | DIOUF Serigne | DIALLO Mamadou | DIOUF Fallou | DIONG Daouda | DIEME Yaya | DIOUF Amara | TOURE Alpha | DORIVAL Pierre | GNING Mamadou | DIALLO Ibrahima | GUEYE Idrissa | DIANDY Clayton | FAYE Saliou | SALL Omar | SAWANE Mamadou | NIABALY Cherif |
|----|--------------------|---------------|----------------|--------------|--------------|------------|-------------|-------------|----------------|---------------|-----------------|---------------|----------------|-------------|-----------|----------------|----------------|
| 1 | DIOUF Serigne | 1 | 2 | 5 | 1 | 1 | 2 | 2 | 1 | 0 | 3 | 0 | 0 | 0 | 0 | 1 | 0 |
| 3 | DIALLO Mamadou | 5 | 1 | 0 | 1 | 0 | 1 | 3 | 2 | 1 | 1 | 1 | 0 | 0 | 0 | 0 | 1 |
| 4 | DIOUF Fallou | 4 | 2 | 1 | 2 | 0 | 0 | 2 | 2 | 2 | 1 | 1 | 1 | 0 | 0 | 0 | 1 |
| 6 | DIONG Daouda | 5 | 4 | 4 | 1 | 0 | 6 | 1 | 2 | 1 | 3 | 0 | 1 | 0 | 2 | 0 | 1 |
| 7 | DIEME Yaya | 0 | 0 | 0 | 0 | 1 | 1 | 1 | 2 | 3 | 1 | 0 | 0 | 0 | 0 | 0 | 0 |
| 10 | DIOUF Amara | 0 | 1 | 0 | 0 | 1 | 1 | 0 | 0 | 1 | 0 | 5 | 1 | 0 | 0 | 0 | 0 |
| 13 | TOURE Alpha | 2 | 0 | 1 | 2 | 0 | 6 | 1 | 1 | 0 | 1 | 0 | 0 | 0 | 1 | 1 | 0 |
| 14 | DORIVAL Pierre | 0 | 1 | 1 | 5 | 3 | 1 | 4 | 1 | 1 | 7 | 1 | 0 | 0 | 0 | 0 | 0 |
| 15 | GNING Mamadou | 0 | 0 | 0 | 1 | 2 | 3 | 0 | 1 | 1 | 2 | 1 | 0 | 0 | 0 | 0 | 0 |
| 17 | DIALLO Ibrahima | 0 | 2 | 4 | 2 | 4 | 0 | 0 | 4 | 1 | 1 | 2 | 0 | 0 | 1 | 0 | 0 |
| 19 | GUEYE Idrissa | 0 | 1 | 0 | 1 | 2 | 5 | 1 | 2 | 2 | 3 | 1 | 0 | 0 | 0 | 0 | 0 |
| 2 | DIANDY Clayton | 0 | 0 | 0 | 1 | 0 | 1 | 0 | 1 | 0 | 1 | 0 | 1 | 0 | 0 | 0 | 0 |
| 8 | FAYE Saliou | 0 | 0 | 0 | 0 | 0 | 0 | 0 | 1 | 0 | 0 | 0 | 1 | 1 | 3 | 0 | 2 |
| 9 | SALL Omar | 0 | 0 | 1 | 2 | 0 | 1 | 0 | 0 | 0 | 0 | 0 | 1 | 1 | 1 | 0 | 0 |
| 18 | SAWANE Mamadou | 0 | 0 | 0 | 0 | 0 | 0 | 0 | 0 | 0 | 0 | 0 | 1 | 1 | 0 | 1 | 0 |
| 20 | NIABALY Cherif | 0 | 1 | 1 | 0 | 0 | 0 | 0 | 0 | 0 | 0 | 0 | 1 | 1 | 1 | 0 | 1 |

| Top 5 Player to Player Passers | | |
|--------------------------------|-----------------|------------------------|
| Player | Passed To | % of Total Team Passes |
| DORIVAL Pierre | DIALLO Ibrahima | 3.3% |
| DIONG Daouda | DIOUF Amara | 2.8% |
| TOURE Alpha | DIOUF Amara | 2.8% |
| DIOUF Serigne | DIOUF Fallou | 2.4% |
| DIALLO Mamadou | DIOUF Serigne | 2.4% |

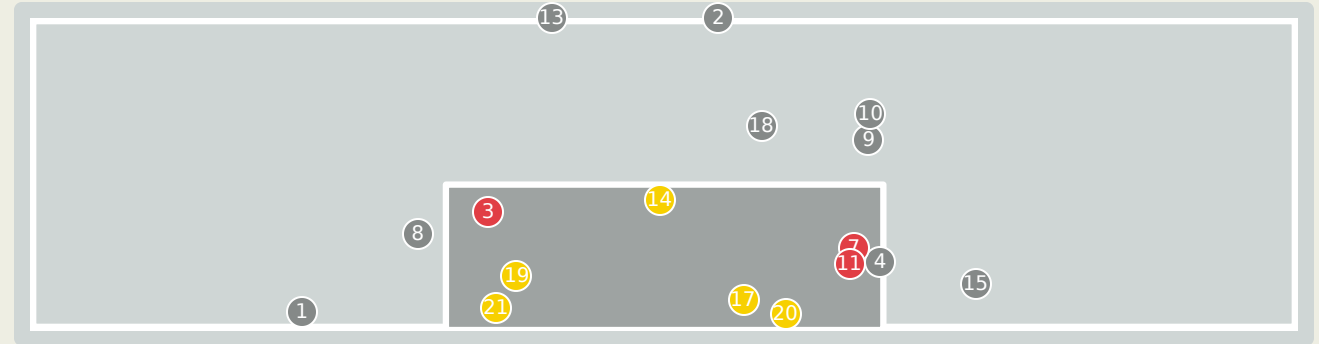
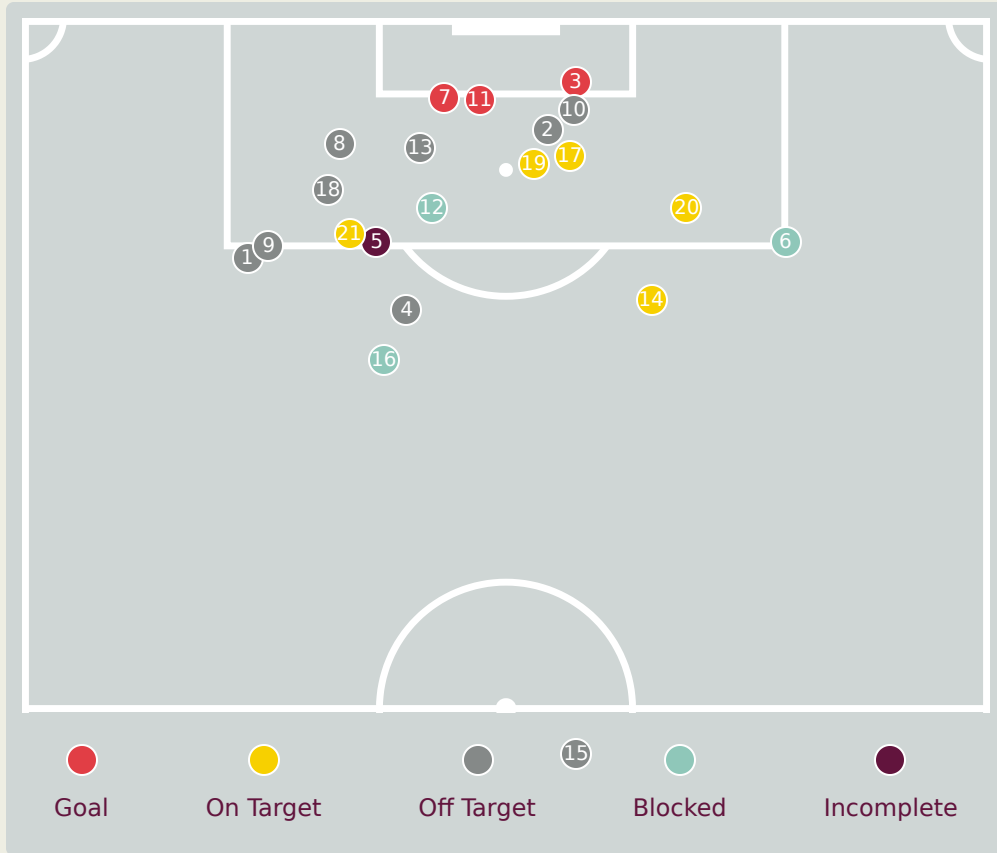
Passing Networks








| # | Passes From ↓ to → | MATYS Michal | SZALA Dominik | KRZYZANOWSKI Jakub | ORLIKOWSKI Igor | GURGUL Michal | SZNAUCNER Maksymilian | BORYS Karol | MIKOLAJEWSKI Daniel | KOLANKO Krzysztof | SKOCZYLAS Mateusz | BRZYSKI Igor | LYCZKO Szymon | KOWALIK Piotr | HURAS Mike | REGULA Marcel |
|----|-----------------------|--------------|---------------|--------------------|-----------------|---------------|-----------------------|-------------|---------------------|-------------------|-------------------|--------------|---------------|---------------|------------|---------------|
| 12 | MATYS Michal | 0 | 1 | 1 | 7 | 1 | 0 | 1 | 0 | 4 | 1 | 0 | 1 | 3 | 0 | 3 |
| 2 | SZALA Dominik | 2 | 0 | 3 | 1 | 0 | 0 | 0 | 0 | 6 | 1 | 1 | 0 | 0 | 0 | 0 |
| 3 | KRZYZANOWSKI Jakub | 0 | 0 | 0 | 1 | 4 | 3 | 1 | 6 | 2 | 1 | 1 | 0 | 0 | 0 | 1 |
| 4 | ORLIKOWSKI Igor | 5 | 0 | 1 | 0 | 5 | 0 | 1 | 0 | 2 | 2 | 2 | 0 | 1 | 1 | 0 |
| 5 | GURGUL Michal | 6 | 1 | 4 | 1 | 0 | 4 | 3 | 0 | 2 | 4 | 3 | 1 | 0 | 0 | 2 |
| 6 | SZNAUCNER Maksymilian | 0 | 2 | 3 | 1 | 5 | 0 | 0 | 2 | 2 | 2 | 0 | 0 | 1 | 0 | 0 |
| 8 | BORYS Karol | 0 | 1 | 1 | 1 | 1 | 2 | 0 | 0 | 0 | 3 | 2 | 1 | 0 | 0 | 1 |
| 10 | MIKOLAJEWSKI Daniel | 0 | 0 | 0 | 0 | 0 | 1 | 0 | 0 | 3 | 3 | 5 | 0 | 0 | 0 | 0 |
| 11 | KOLANKO Krzysztof | 1 | 2 | 1 | 0 | 1 | 0 | 4 | 1 | 0 | 2 | 2 | 0 | 0 | 0 | 1 |
| 14 | SKOCZYLAS Mateusz | 0 | 0 | 4 | 0 | 1 | 2 | 1 | 0 | 2 | 0 | 2 | 0 | 1 | 1 | 0 |
| 19 | BRZYSKI Igor | 0 | 2 | 7 | 1 | 6 | 1 | 3 | 1 | 0 | 1 | 0 | 0 | 0 | 0 | 0 |
| 13 | LYCZKO Szymon | 0 | 0 | 0 | 0 | 0 | 1 | 0 | 0 | 0 | 1 | 0 | 0 | 1 | 0 | 2 |
| 15 | KOWALIK Piotr | 0 | 0 | 0 | 2 | 1 | 1 | 1 | 0 | 1 | 1 | 0 | 2 | 0 | 1 | 0 |
| 17 | HURAS Mike | 0 | 0 | 0 | 0 | 0 | 1 | 1 | 0 | 0 | 0 | 0 | 0 | 0 | 0 | 0 |
| 21 | REGULA Marcel | 0 | 0 | 1 | 0 | 0 | 0 | 2 | 0 | 0 | 2 | 0 | 2 | 0 | 1 | 0 |

| Top 5 Player to Player Passers | | |
|--------------------------------|---------------------|------------------------|
| Player | Passed To | % of Total Team Passes |
| MATYS Michal | ORLIKOWSKI Igor | 3.1% |
| BRZYSKI Igor | KRZYZANOWSKI Jakub | 3.1% |
| SZALA Dominik | KOLANKO Krzysztof | 2.6% |
| KRZYZANOWSKI Jakub | MIKOLAJEWSKI Daniel | 2.6% |
| GURGUL Michal | MATYS Michal | 2.6% |

Attempts at Goal



| Key | Outcome | Shots |
|--|------------|-------|
|  | Goals | 3 |
|  | On Target | 5 |
|  | Off Target | 9 |
|  | Blocked | 3 |
|  | Incomplete | 1 |

Attempts at Goal

Senegal



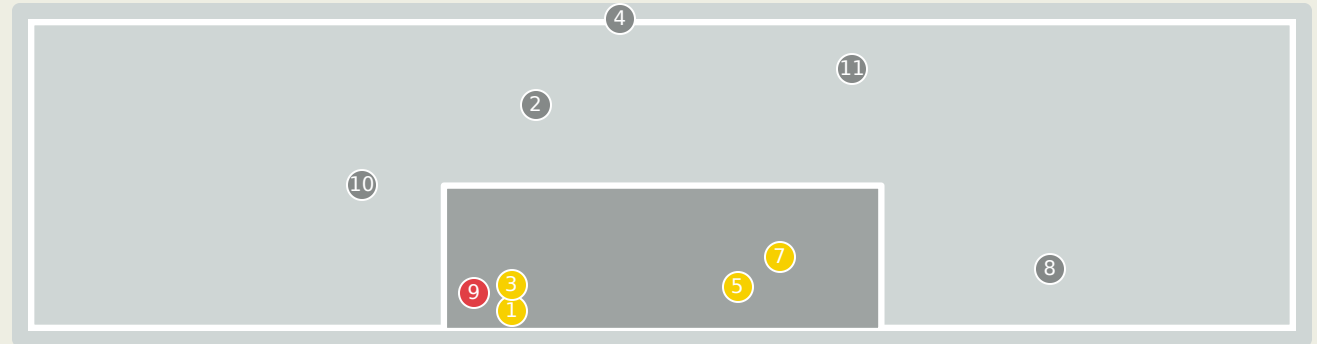
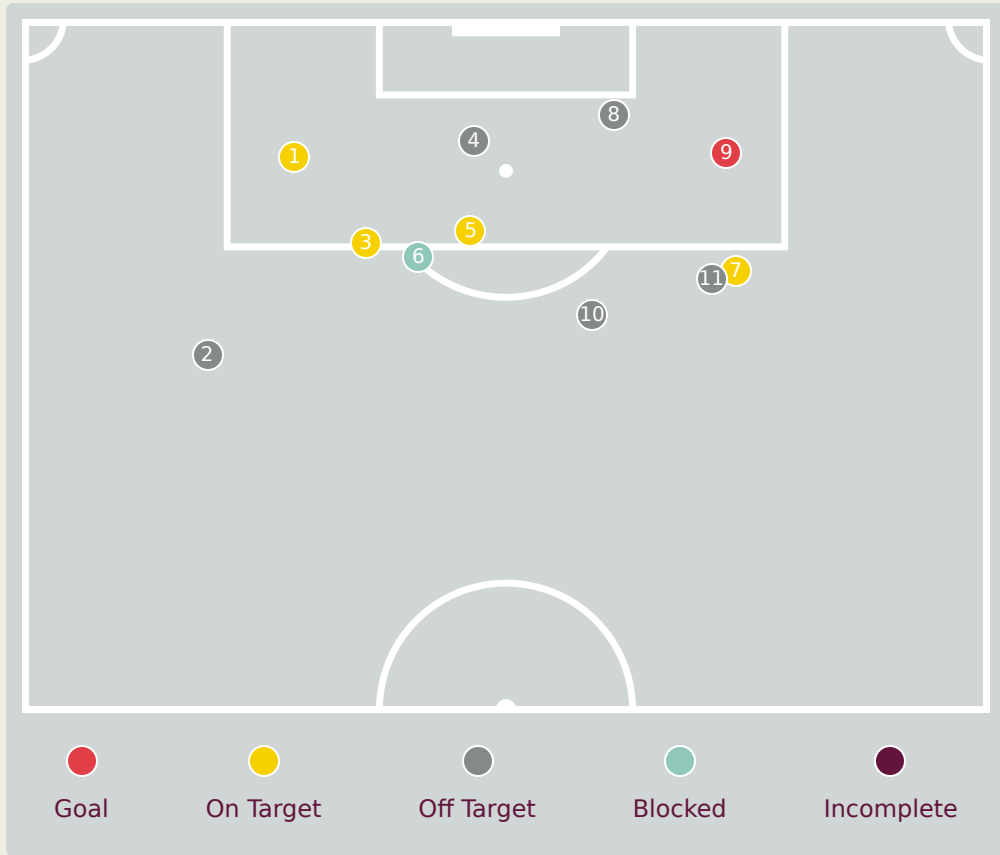
| Time | Player | Outcome | Body Part | Delivery Type |
|------|-------------------|--|------------|------------------|
| 10 | 10 DIOUF Amara | Deflected Off Target - Defensive Event | Right Foot | Pass |
| 10 | 6 DIONG Daouda | Off Target | Head | Corner |
| 17 | 19 GUEYE Idrissa | On Target - Goal | Left Foot | Cross |
| 26 | 6 DIONG Daouda | Off Target | Right Foot | Ball Progression |
| 29 | 10 DIOUF Amara | Incomplete - Player On Ball Error | Left Foot | Cross |
| 46 | 7 DIEME Yaya | Incomplete - Blocked | Left Foot | Pass |
| 51 | 19 GUEYE Idrissa | On Target - Goal | Right Foot | Cross |
| 55 | 10 DIOUF Amara | Off Target | Left Foot | Loose Ball |
| 55 | 10 DIOUF Amara | Off Target | Right Foot | Pass |
| 60 | 19 GUEYE Idrissa | Off Target | Head | Cross |
| 68 | 19 GUEYE Idrissa | On Target - Goal | Head | Cross |
| 70 | 2 DIANDY Clayton | Incomplete - Blocked | Right Foot | Pass |
| 70 | 2 DIANDY Clayton | Deflected Off Target - Defensive Event | Right Foot | Loose Ball |
| 72 | 14 DORIVAL Pierre | On Target - Saved | Left Foot | Loose Ball |
| 74 | 19 GUEYE Idrissa | Deflected Off Target - Defensive Event | Right Foot | Pass |
| 74 | 14 DORIVAL Pierre | Incomplete - Blocked | Left Foot | Loose Ball |
| 75 | 9 SALL Omar | On Target - Saved | Right Foot | Cross |






Attempts at Goal



| Time | Player | Outcome | Body Part | Delivery Type |
|------|------------------|-------------------|------------|---------------|
| 76 | 4 DIOUF Fallou | Off Target | Right Foot | Corner |
| 79 | 8 FAYE Saliou | On Target - Saved | Left Foot | Other |
| 89 | 2 DIANDY Clayton | On Target - Saved | Right Foot | Pass |
| 90 | 9 SALL Omar | On Target - Saved | Right Foot | Pass |

Attempts at Goal



| Key | Outcome | Shots |
|--|------------|-------|
|  | Goals | 1 |
|  | On Target | 4 |
|  | Off Target | 5 |
|  | Blocked | 1 |
|  | Incomplete | 0 |

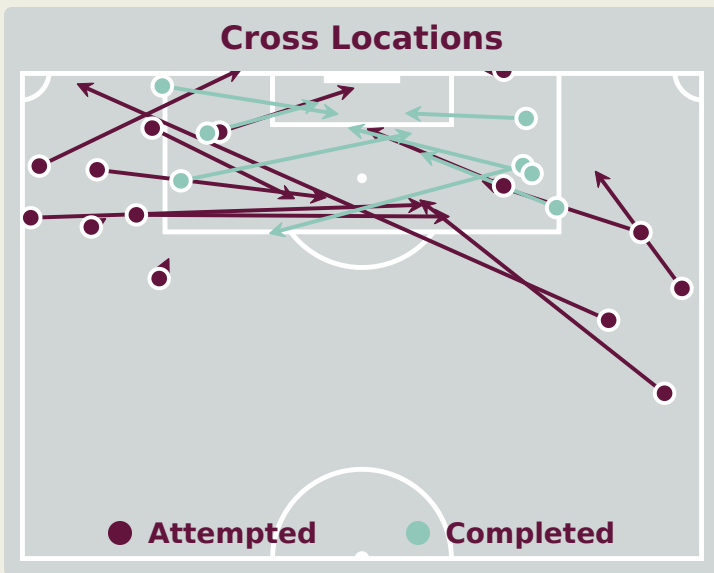
Poland



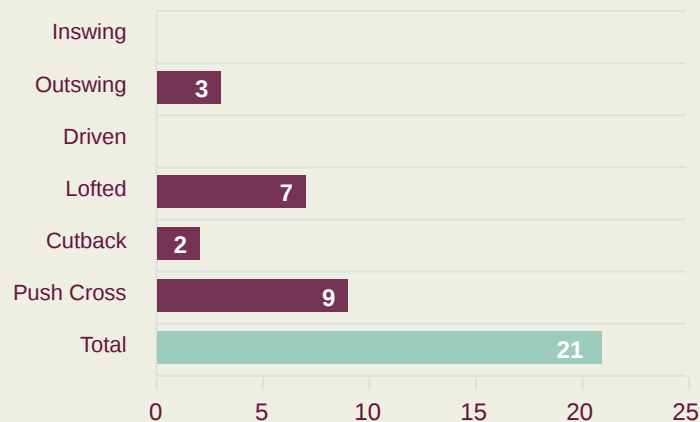
Attempts at Goal

| Time | Player | Outcome | Body Part | Delivery Type |
|------|------------------------|--|------------|---------------|
| 19 | 14 SKOCZYLAS Mateusz | On Target - Saved | Left Foot | Pass |
| 24 | 10 MIKOLAJEWSKI Daniel | Off Target | Right Foot | Freekick |
| 26 | 10 MIKOLAJEWSKI Daniel | On Target - Saved | Left Foot | Pass |
| 26 | 3 KRZYZANOWSKI Jakub | Off Target | Left Foot | Other |
| 38 | 8 BORYS Karol | On Target - Saved | Left Foot | Cross |
| 40 | 19 BRZYSKI Igor | Incomplete - Blocked | Right Foot | Pass |
| 58 | 21 REGULA Marcel | On Target - Saved | Right Foot | Pass |
| 61 | 8 BORYS Karol | Deflected Off Target - Defensive Event | Left Foot | Pass |
| 65 | 21 REGULA Marcel | Deflected On Target - Goal | Right Foot | Pass |
| 82 | 8 BORYS Karol | Off Target | Left Foot | Pass |
| 91 | 13 LYCZKO Szymon | Off Target | Right Foot | Pass |

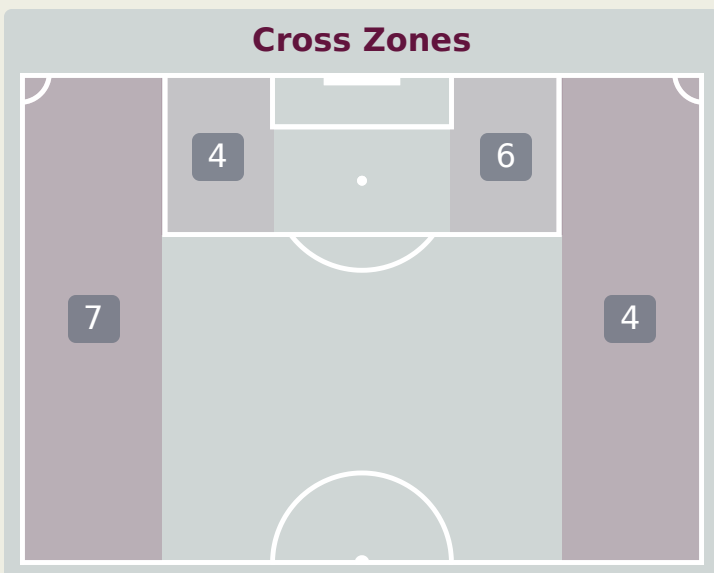
Crosses (Open Play)



Delivery Type



| # | Player | Inswing | Outswing | Driven | Lofted | Cutback | Push Cross | Total Attempted |
|----|-----------------|---------|----------|--------|--------|---------|------------|-----------------|
| 1 | DIOUF Serigne | 0 | 0 | 0 | 0 | 0 | 0 | 0 |
| 3 | DIALLO Mamadou | 0 | 0 | 0 | 0 | 0 | 0 | 0 |
| 4 | DIOUF Fallou | 0 | 0 | 0 | 0 | 0 | 0 | 0 |
| 6 | DIONG Daouda | 0 | 0 | 0 | 0 | 0 | 0 | 0 |
| 7 | DIEME Yaya | 0 | 0 | 0 | 1 | 1 | 1 | 3 |
| 10 | DIOUF Amara | 0 | 1 | 0 | 3 | 1 | 4 | 9 |
| 13 | TOURE Alpha | 0 | 0 | 0 | 1 | 0 | 2 | 3 |
| 14 | DORIVAL Pierre | 0 | 0 | 0 | 0 | 0 | 0 | 0 |
| 15 | GNING Mamadou | 0 | 0 | 0 | 0 | 0 | 1 | 1 |
| 17 | DIALLO Ibrahima | 0 | 2 | 0 | 1 | 0 | 0 | 3 |
| 19 | GUEYE Idrissa | 0 | 0 | 0 | 1 | 0 | 0 | 1 |
| 2 | DIANDY Clayton | 0 | 0 | 0 | 0 | 0 | 0 | 0 |
| 8 | FAYE Saliou | 0 | 0 | 0 | 0 | 0 | 0 | 0 |
| 9 | SALL Omar | 0 | 0 | 0 | 0 | 0 | 0 | 0 |
| 18 | SAWANE Mamadou | 0 | 0 | 0 | 0 | 0 | 0 | 0 |
| 20 | NIABALY Cherif | 0 | 0 | 0 | 0 | 0 | 1 | 1 |



Attempted

21

Completed

7

Most Crosses Attempted

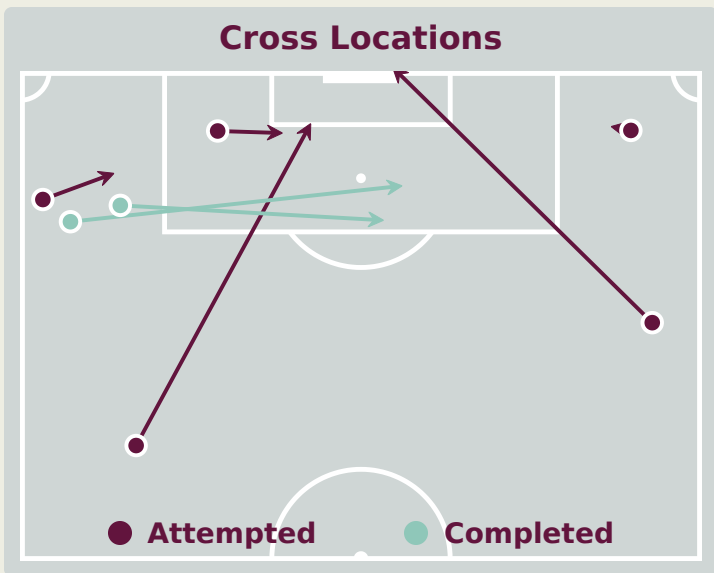
9

DIOUF Amara
ATTACKING MIDFIELD LEFT

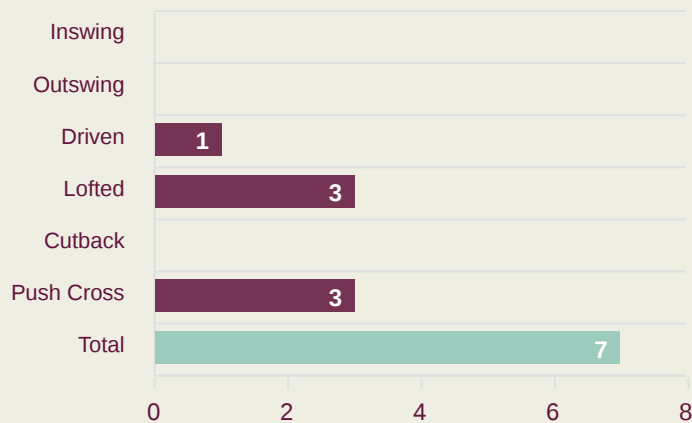
Poland



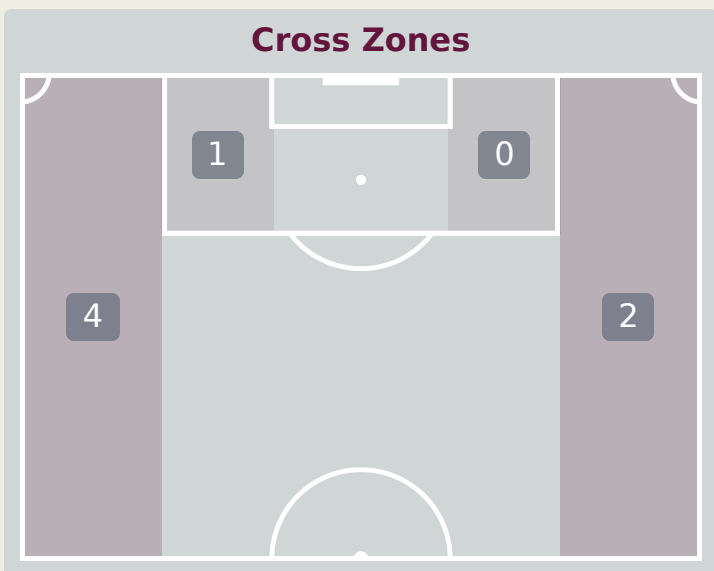
Crosses (Open Play)



Delivery Type



| # | Player | Inswing | Outswing | Driven | Lofted | Cutback | Push Cross | Total Attempted |
|----|-----------------------|---------|----------|--------|--------|---------|------------|-----------------|
| 12 | MATYS Michal | 0 | 0 | 0 | 0 | 0 | 0 | 0 |
| 2 | SZALA Dominik | 0 | 0 | 0 | 0 | 0 | 0 | 0 |
| 3 | KRZYZANOWSKI Jakub | 0 | 0 | 0 | 1 | 0 | 3 | 4 |
| 4 | ORLIKOWSKI Igor | 0 | 0 | 0 | 0 | 0 | 0 | 0 |
| 5 | GURGUL Michal | 0 | 0 | 0 | 1 | 0 | 0 | 1 |
| 6 | SZNAUCNER Maksymilian | 0 | 0 | 0 | 0 | 0 | 0 | 0 |
| 8 | BORYS Karol | 0 | 0 | 0 | 0 | 0 | 0 | 0 |
| 10 | MIKOLAJEWSKI Daniel | 0 | 0 | 0 | 0 | 0 | 0 | 0 |
| 11 | KOLANKO Krzysztof | 0 | 0 | 0 | 1 | 0 | 0 | 1 |
| 14 | SKOCZYLAS Mateusz | 0 | 0 | 1 | 0 | 0 | 0 | 1 |
| 19 | BRZYSKI Igor | 0 | 0 | 0 | 0 | 0 | 0 | 0 |
| 13 | LYCZKO Szymon | 0 | 0 | 0 | 0 | 0 | 0 | 0 |
| 15 | KOWALIK Piotr | 0 | 0 | 0 | 0 | 0 | 0 | 0 |
| 17 | HURAS Mike | 0 | 0 | 0 | 0 | 0 | 0 | 0 |
| 21 | REGULA Marcel | 0 | 0 | 0 | 0 | 0 | 0 | 0 |



Attempted

7

Completed

2

Most Crosses Attempted

4

KRZYZANOWSKI Jakub
LEFT BACK

Offering to Receive

193

Total Offers Made

66

Total Offers Received

Most Offers

39

DIALLO Ibrahima
RIGHT BACK

99

Offers Made in Final Third

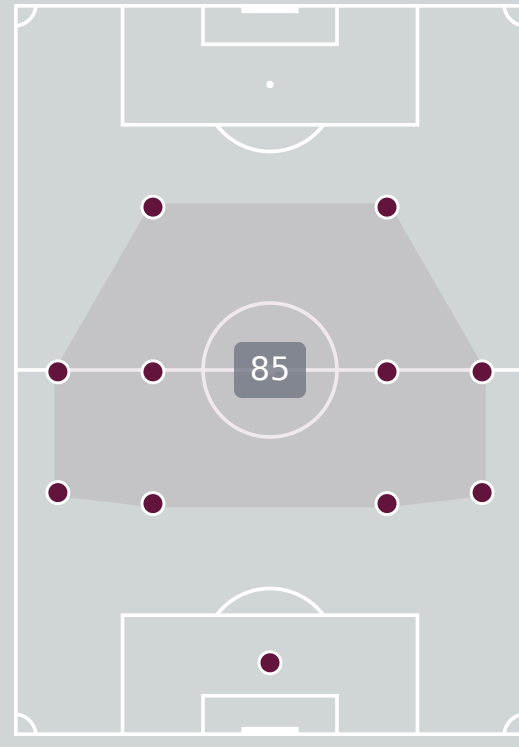
60

Offers Made in Middle Third

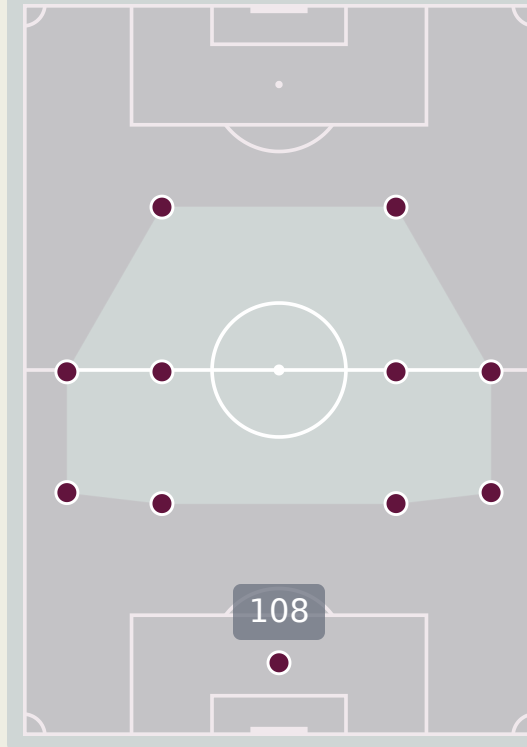
34

Offers Made in Defensive Third

Offers Made Inside Shape



Offers Made Outside Shape



| # | Player | Offers Made | Offers Received | % Made & Received |
|----|-----------------|-------------|-----------------|-------------------|
| 1 | DIOUF Serigne | 5 | 3 | 60% |
| 3 | DIALLO Mamadou | 8 | 3 | 37.5% |
| 4 | DIOUF Fallou | 7 | 2 | 28.6% |
| 6 | DIONG Daouda | 17 | 9 | 52.9% |
| 7 | DIEME Yaya | 10 | 1 | 10% |
| 10 | DIOUF Amara | 26 | 7 | 26.9% |
| 13 | TOURE Alpha | 14 | 3 | 21.4% |
| 14 | DORIVAL Pierre | 9 | 7 | 77.8% |
| 15 | GNING Mamadou | 9 | 1 | 11.1% |
| 17 | DIALLO Ibrahima | 39 | 12 | 30.8% |
| 19 | GUEYE Idrissa | 11 | 2 | 18.2% |
| 2 | DIANDY Clayton | 9 | 6 | 66.7% |
| 8 | FAYE Saliou | 5 | 3 | 60% |
| 9 | SALL Omar | 2 | 2 | 100% |
| 18 | SAWANE Mamadou | 11 | 0 | 0% |
| 20 | NIABALY Cherif | 11 | 5 | 45.5% |

Poland



Offering to Receive

234

Total Offers Made

60

Total Offers Received

Most Offers

60

SKOCZYLAS Mateusz
CENTRE FORWARD RIGHT

83

Offers Made in Final Third

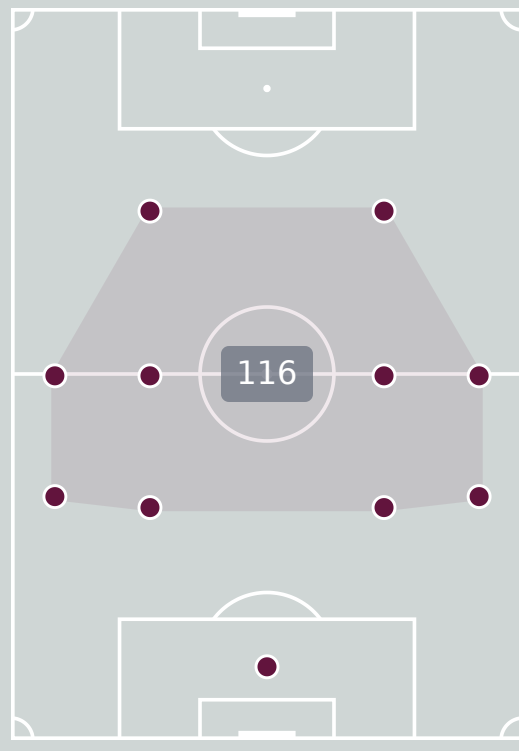
120

Offers Made in Middle Third

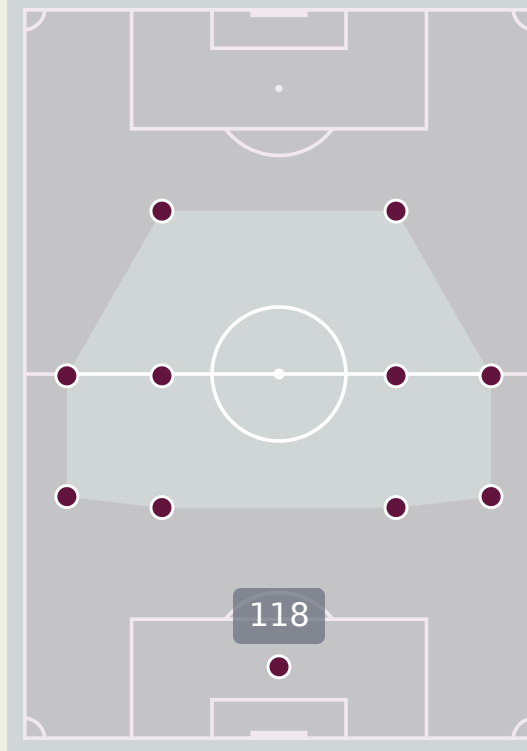
31

Offers Made in Defensive Third

Offers Made Inside Shape



Offers Made Outside Shape

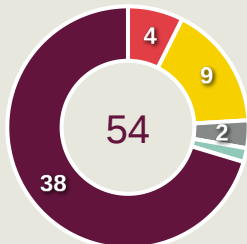


| # | Player | Offers Made | Offers Received | % Made & Received |
|----|-----------------------|-------------|-----------------|-------------------|
| 12 | MATYS Michal | 3 | 2 | 66.7% |
| 2 | SZALA Dominik | 2 | 0 | 0% |
| 3 | KRZYZANOWSKI Jakub | 20 | 9 | 45% |
| 4 | ORLIKOWSKI Igor | 14 | 4 | 28.6% |
| 5 | GURGUL Michal | 5 | 4 | 80% |
| 6 | SZNAUCNER Maksymilian | 24 | 4 | 16.7% |
| 8 | BORYS Karol | 35 | 8 | 22.9% |
| 10 | MIKOLAJEWSKI Daniel | 14 | 2 | 14.3% |
| 11 | KOLANKO Krzysztof | 22 | 8 | 36.4% |
| 14 | SKOCZYLAS Mateusz | 60 | 13 | 21.7% |
| 19 | BRZYSKI Igor | 6 | 2 | 33.3% |
| 13 | LYCZKO Szymon | 9 | 4 | 44.4% |
| 15 | KOWALIK Piotr | 0 | 0 | 0% |
| 17 | HURAS Mike | 6 | 0 | 0% |
| 21 | REGULA Marcel | 14 | 0 | 0% |

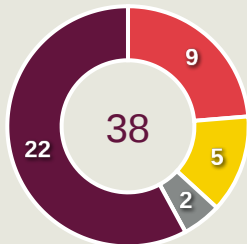
Movement to Receive

Movement Types by Phase

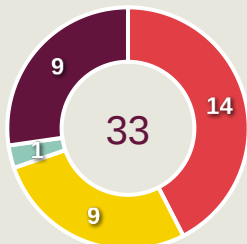
Final Third Phase



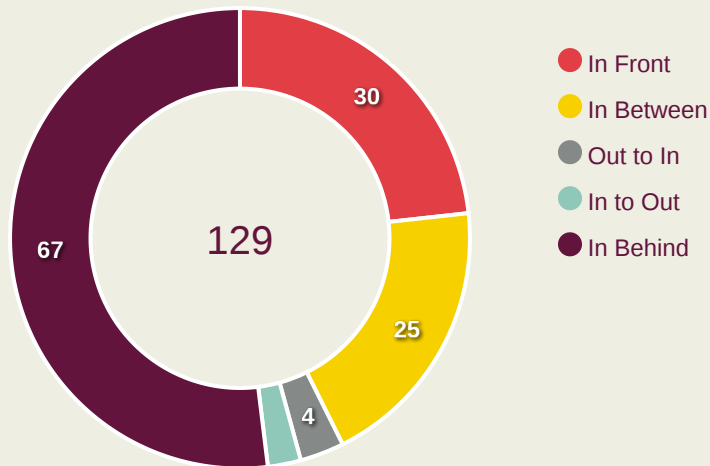
Progression Phase



Build Up Phase



All Movement Types

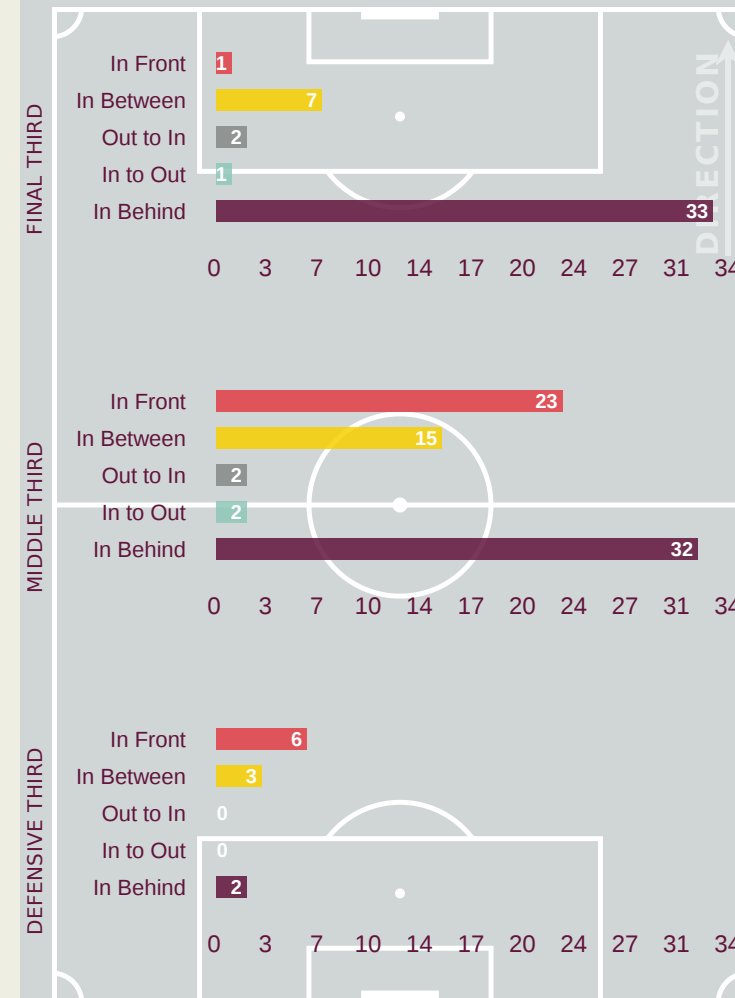


- In Front
- In Between
- Out to In
- In to Out
- In Behind

Top Ranked Players

| Type | Player | Movements |
|------------|------------------|-----------|
| In Front | 6 DIONG Daouda | 9 |
| In Between | 15 GNING Mamadou | 4 |
| Out to In | 10 DIOUF Amara | 2 |
| In to Out | 7 DIEME Yaya | 1 |
| In Behind | 10 DIOUF Amara | 17 |

Movement Types Pitch Third



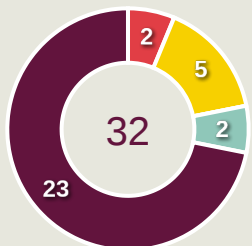
Poland



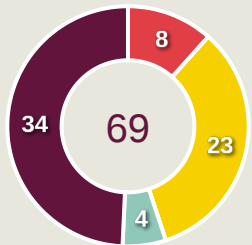
Movement to Receive

Movement Types by Phase

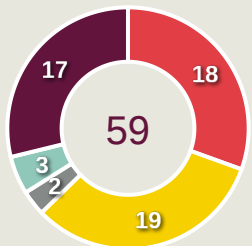
Final Third Phase



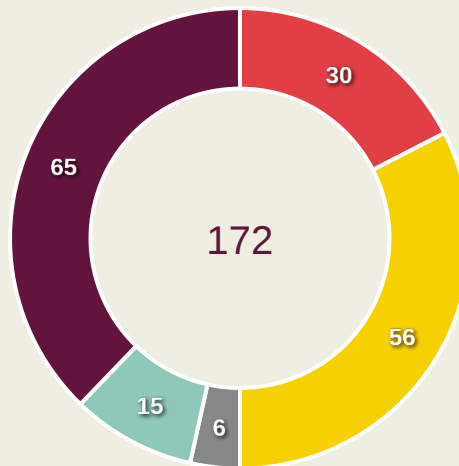
Progression Phase



Build Up Phase



All Movement Types

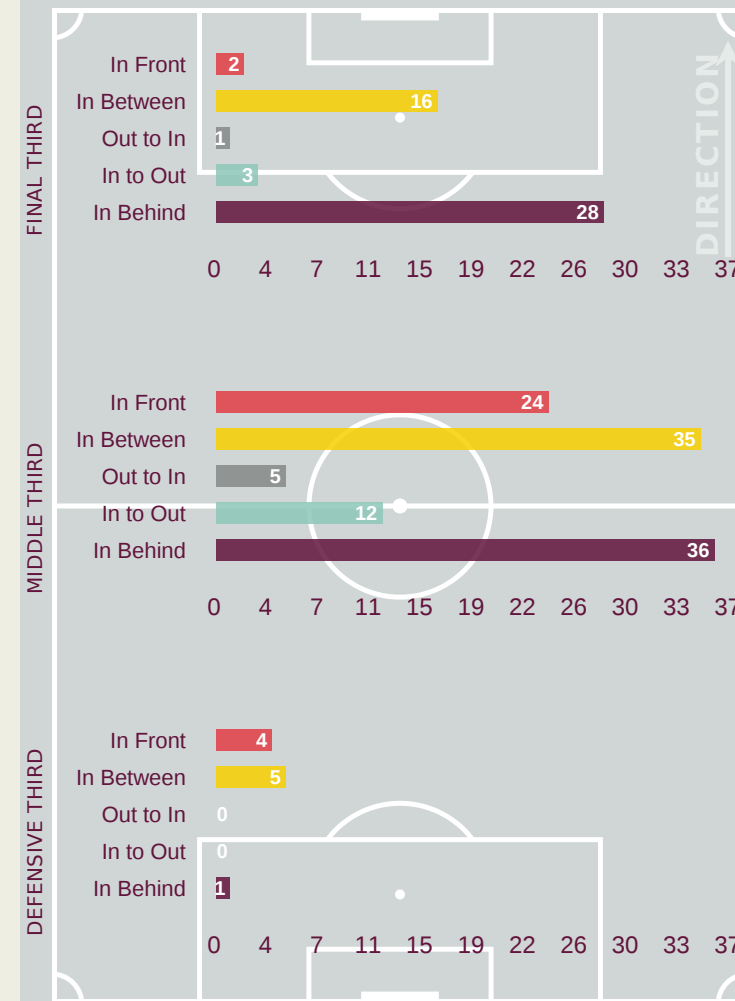


- In Front
- In Between
- Out to In
- In to Out
- In Behind

Top Ranked Players

| Type | Player | Movements |
|------------|-------------------------|-----------|
| In Front | 6 SZNAUCNER Maksymilian | 15 |
| In Between | 14 SKOCZYLAS Mateusz | 16 |
| Out to In | 14 SKOCZYLAS Mateusz | 3 |
| In to Out | 8 BORYS Karol | 8 |
| In Behind | 14 SKOCZYLAS Mateusz | 16 |

Movement Types Pitch Third



OUT OF POSSESSION



U-17 WORLD CUP
INDONESIA 2023



Senegal v Poland



Senegal



Defensive Actions

48

Forced Turnovers

51

Possession Regained

6

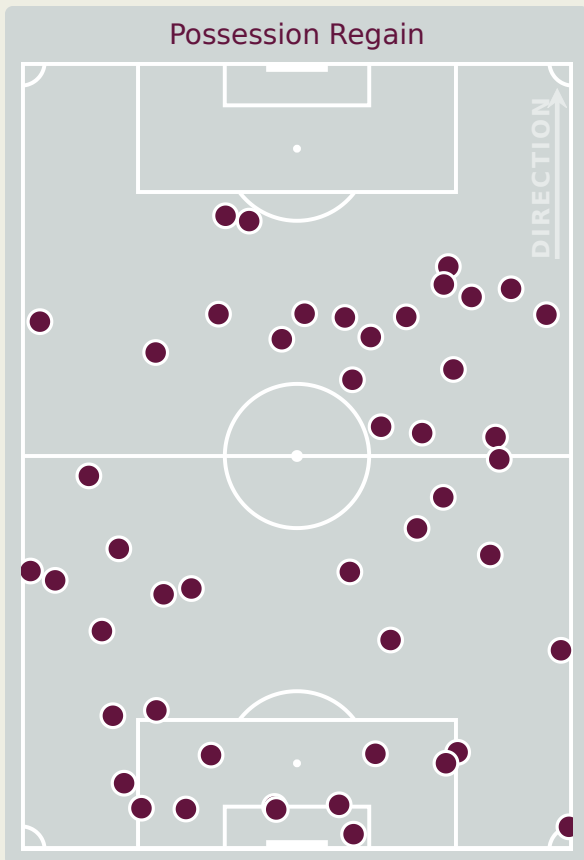
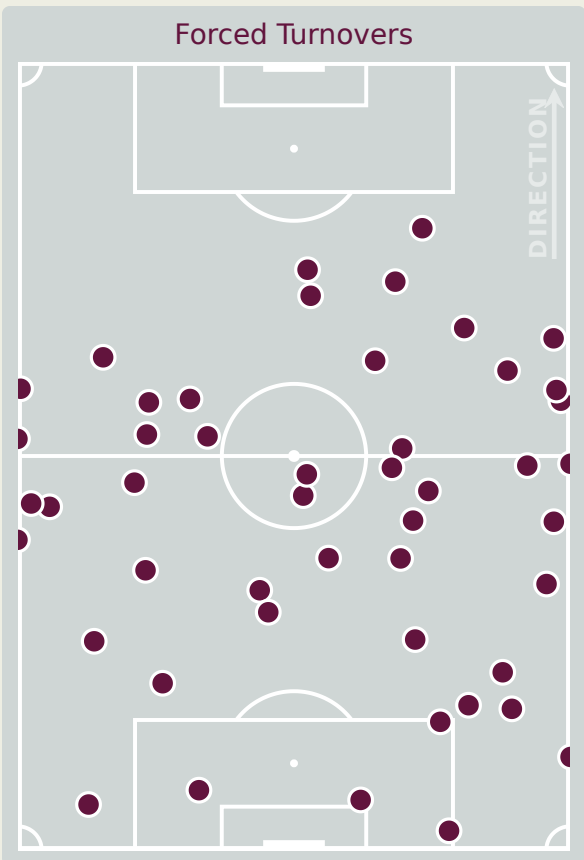
Interceptions

50

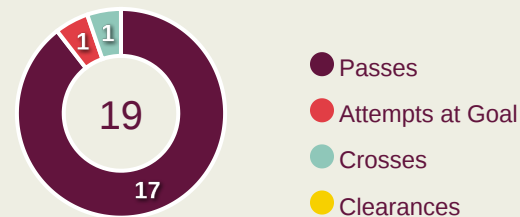
Tackles

2.66

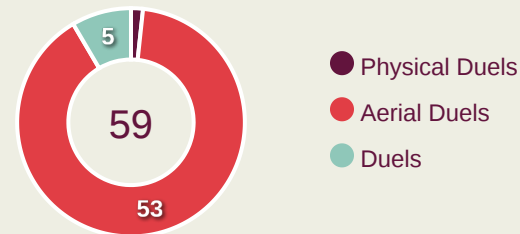
Possession Actions / Defensive Action



Blocks



Possession Contests



Most Possession Regains

10

DIONG Daouda

DEFENSIVE MIDFIELD CENTRE LEFT

| # | Player | Total Possession Regains |
|----|-----------------|--------------------------|
| 1 | DIOUF Serigne | 6 |
| 3 | DIALLO Mamadou | 5 |
| 4 | DIOUF Fallou | 9 |
| 6 | DIONG Daouda | 10 |
| 7 | DIEME Yaya | 1 |
| 10 | DIOUF Amara | 1 |
| 13 | TOURE Alpha | 5 |
| 14 | DORIVAL Pierre | 8 |
| 15 | GNING Mamadou | 1 |
| 17 | DIALLO Ibrahima | 2 |
| 19 | GUEYE Idrissa | 0 |
| 2 | DIANDY Clayton | 0 |
| 8 | FAYE Saliou | 0 |
| 9 | SALL Omar | 0 |
| 18 | SAWANE Mamadou | 0 |
| 20 | NIABALY Cherif | 3 |

Poland



Defensive Actions

61

Forced Turnovers

54

Possession Regained

6

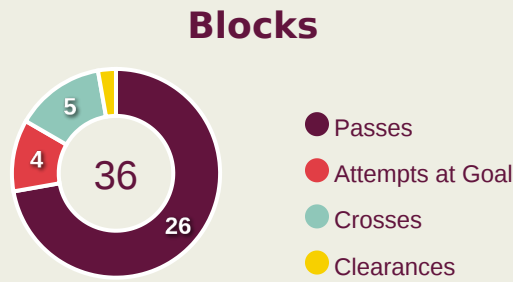
Interceptions

40

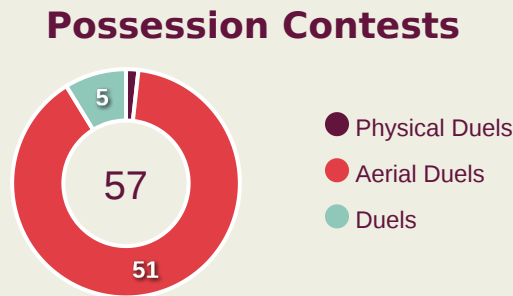
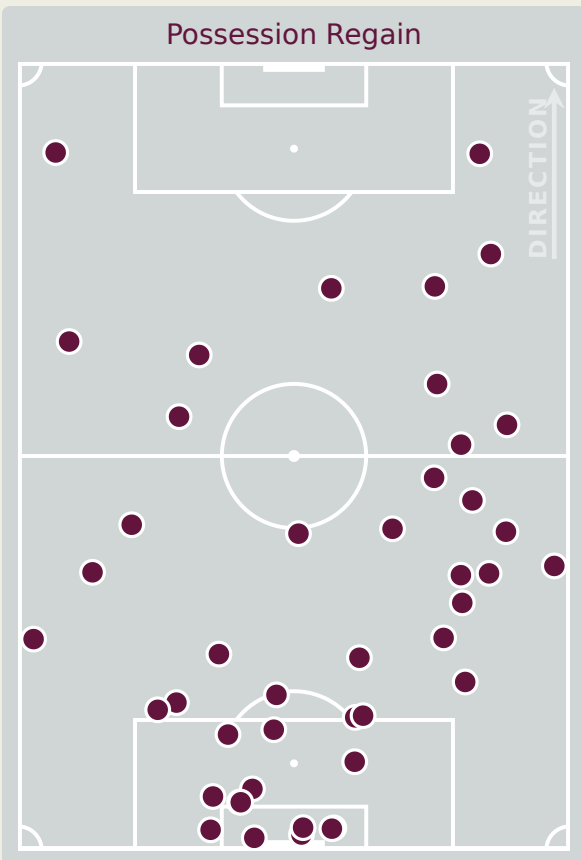
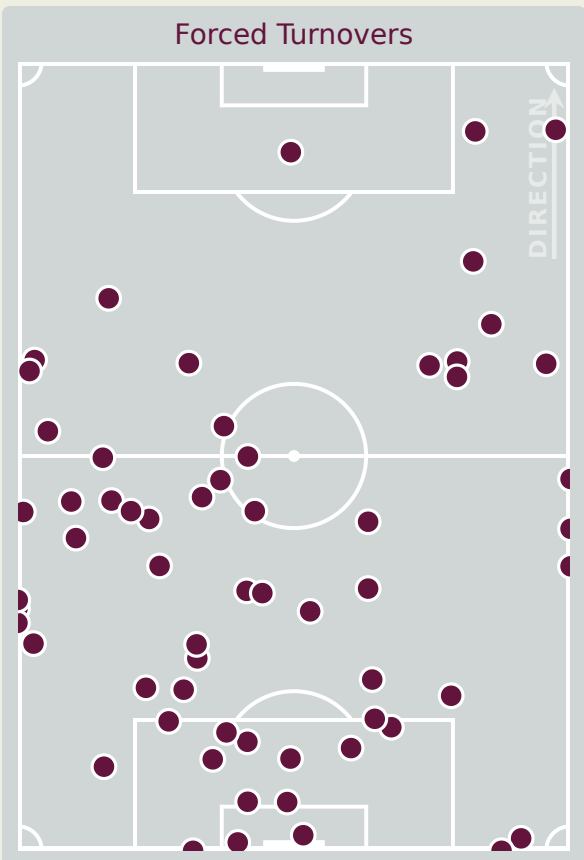
Tackles

2.55

Possession Actions / Defensive Action



| # | Player | Total Possession Regains |
|----|-----------------------|--------------------------|
| 12 | MATYS Michal | 9 |
| 2 | SZALA Dominik | 5 |
| 3 | KRZYZANOWSKI Jakub | 3 |
| 4 | ORLIKOWSKI Igor | 6 |
| 5 | GURGUL Michal | 3 |
| 6 | SZNAUCNER Maksymilian | 10 |
| 8 | BORYS Karol | 0 |
| 10 | MIKOLAJEWSKI Daniel | 1 |
| 11 | KOLANKO Krzysztof | 4 |
| 14 | SKOCZYLAS Mateusz | 2 |
| 19 | BRZYSKI Igor | 6 |
| 13 | LYCZKO Szymon | 0 |
| 15 | KOWALIK Piotr | 4 |
| 17 | HURAS Mike | 0 |
| 21 | REGULA Marcel | 1 |



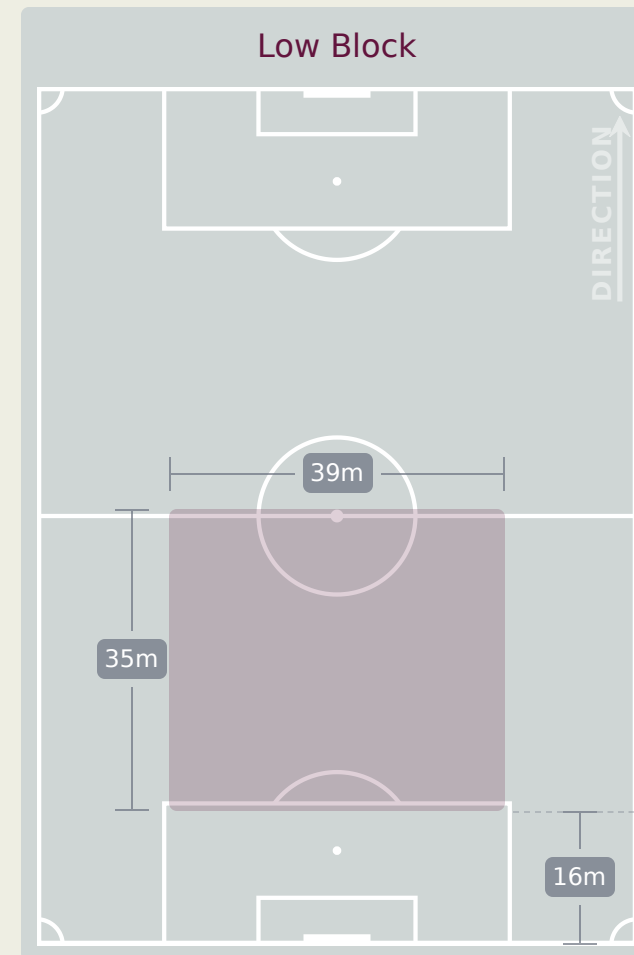
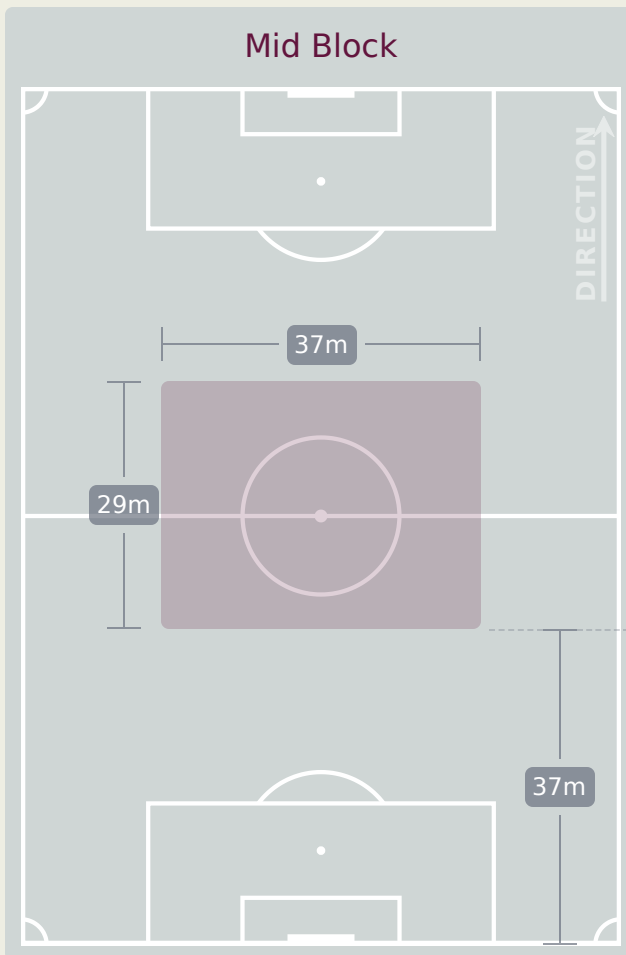
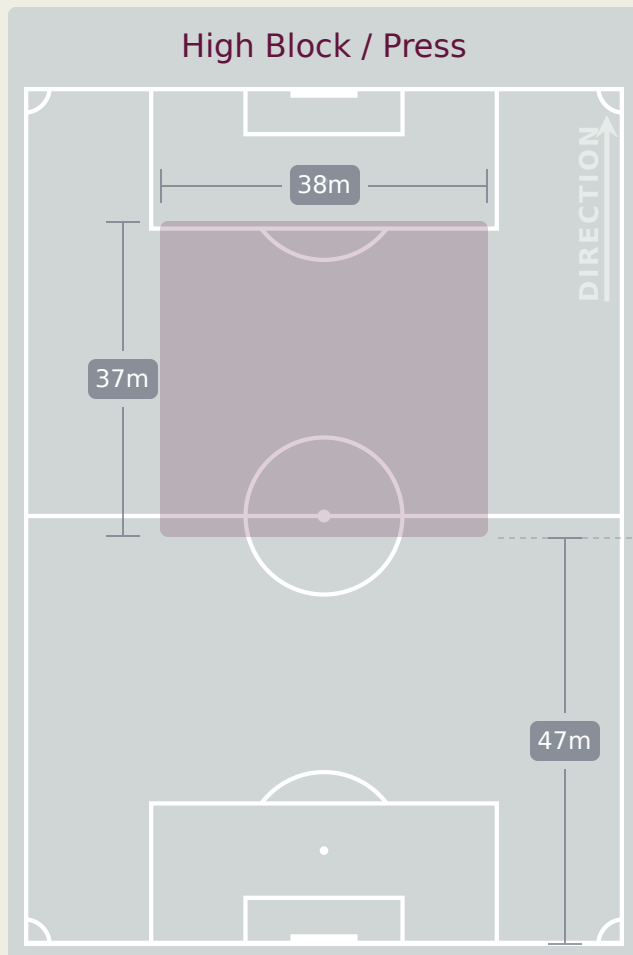
Most Possession Regains

10

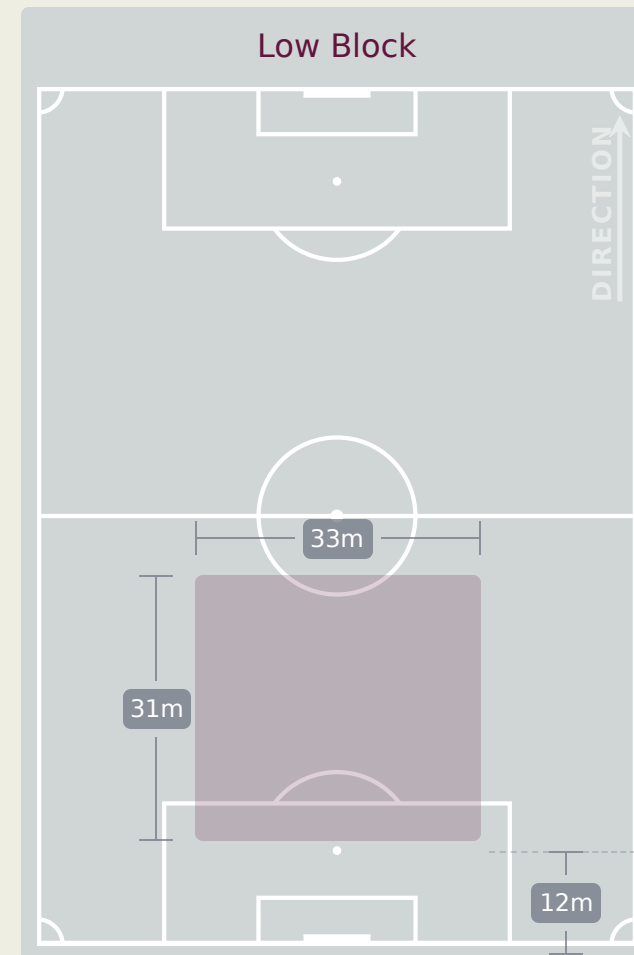
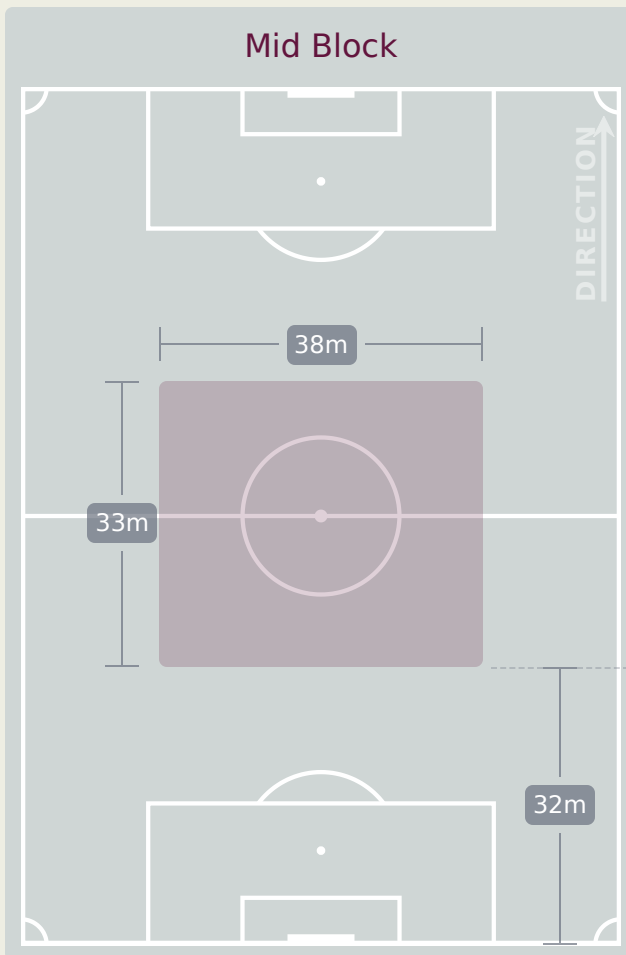
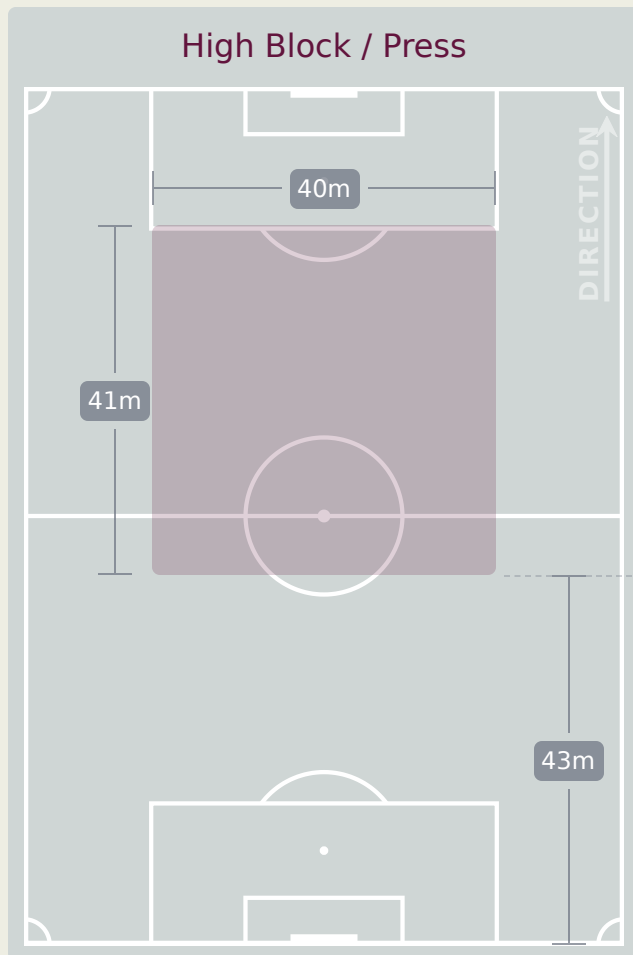
SZNAUCNER Maksymilian
CENTRE MIDFIELD

Defensive Line Height & Team Length

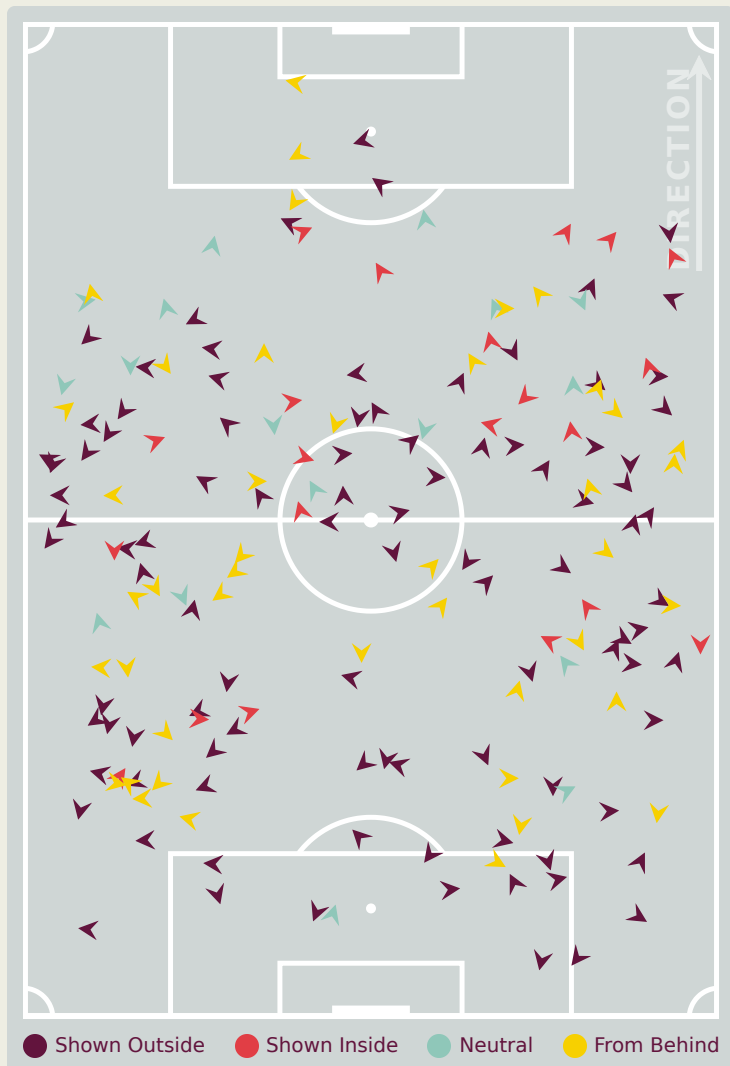
Senegal



Defensive Line Height & Team Length



Defensive Pressure



| | | |
|-------|----------------------------|-------|
| 178 | Total Pressures | 205 |
| 73 | Direct Pressures | 62 |
| 1.57s | Avg Pressure Duration | 1.59s |
| 48 | Forced Turnovers | 61 |
| 9.18s | Ball Recovery Time | 10.6s |
| 57 | Pushing on into Pressing | 74 |
| 152 | Pushing on | 193 |
| 21 | Pressing Direction Inside | 27 |
| 97 | Pressing Direction Outside | 93 |

Most Direct Pressures

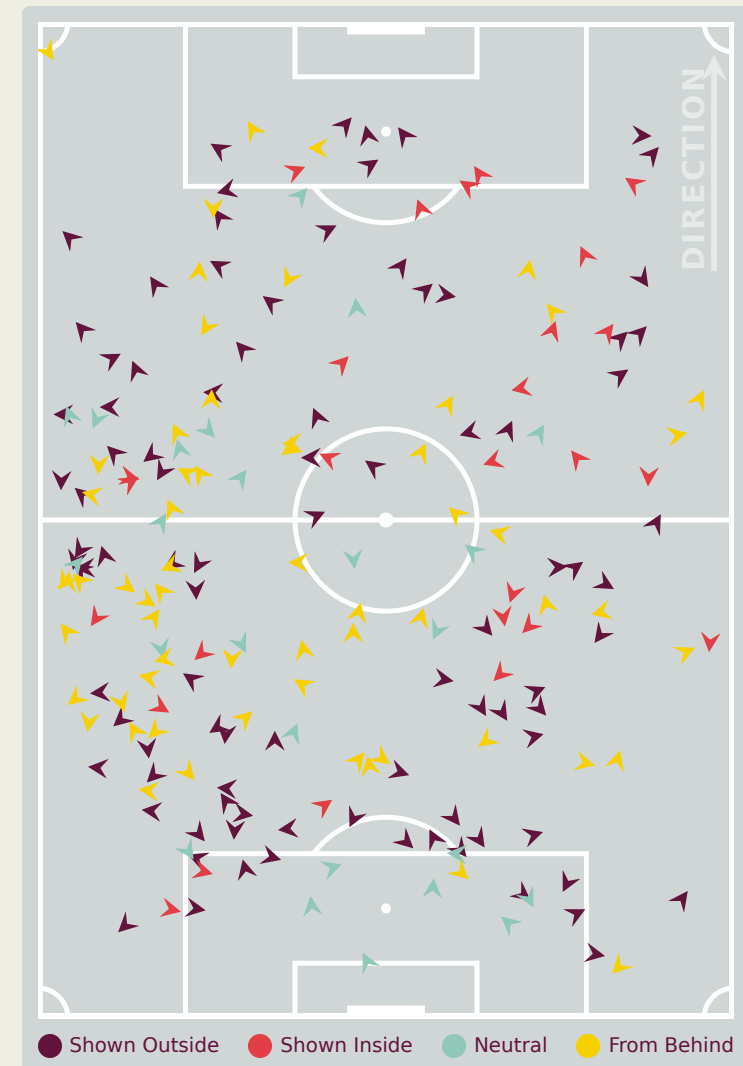
17

DORIVAL Pierre
LEFT BACK

Most Direct Pressures

11

SZNAUCNER Maksymilian
CENTRE MIDFIELD



GOALKEEPING



Senegal v Poland

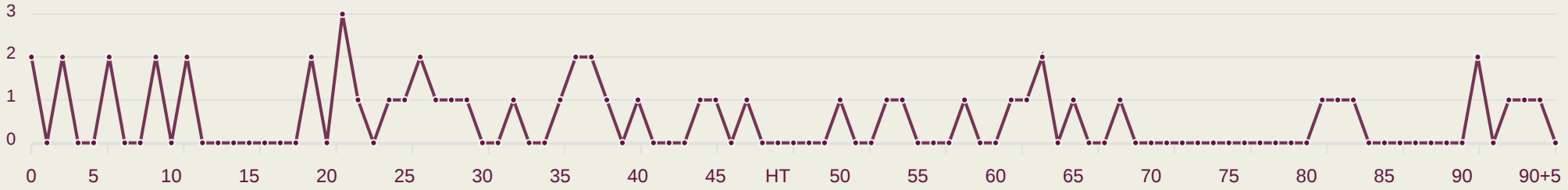


Goalkeeping Involvement



Senegal

Senegal GK Involvement Timeline



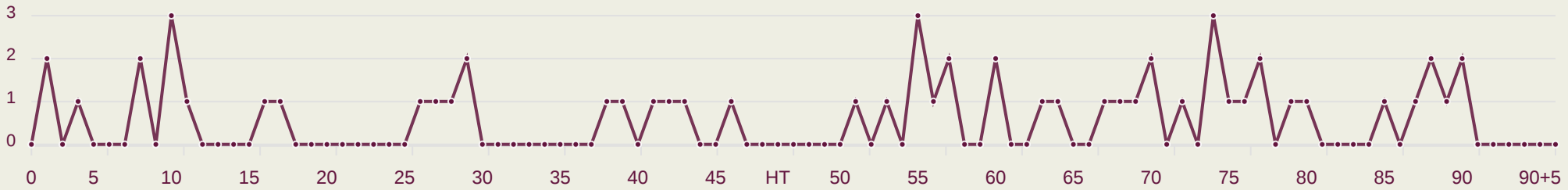
52

Total Involvements



Poland

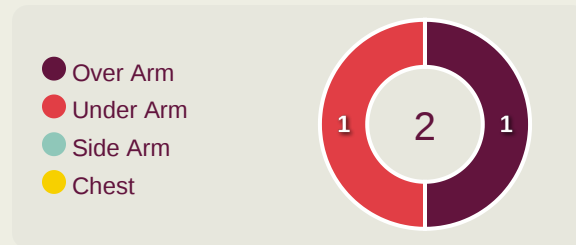
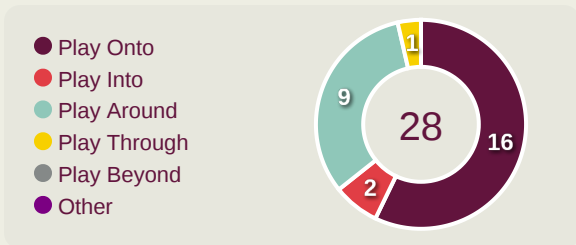
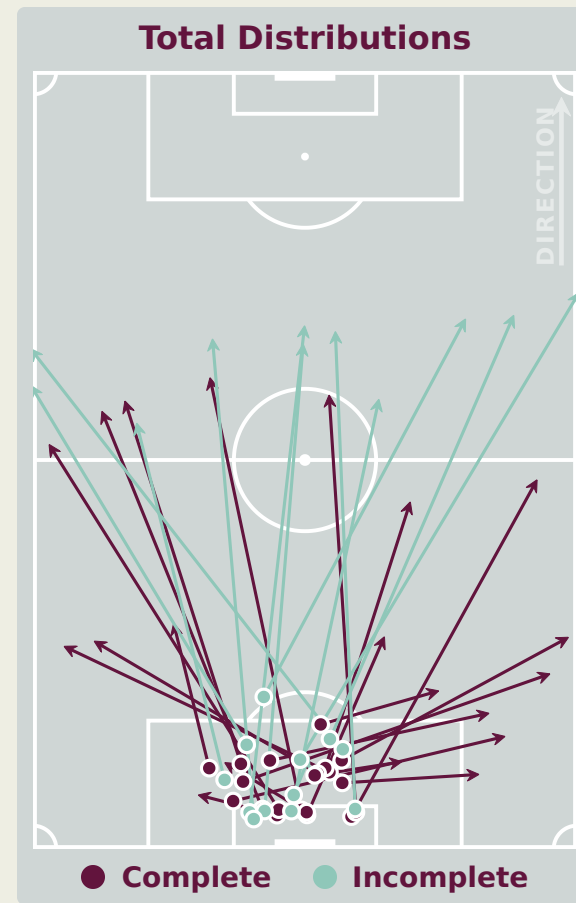
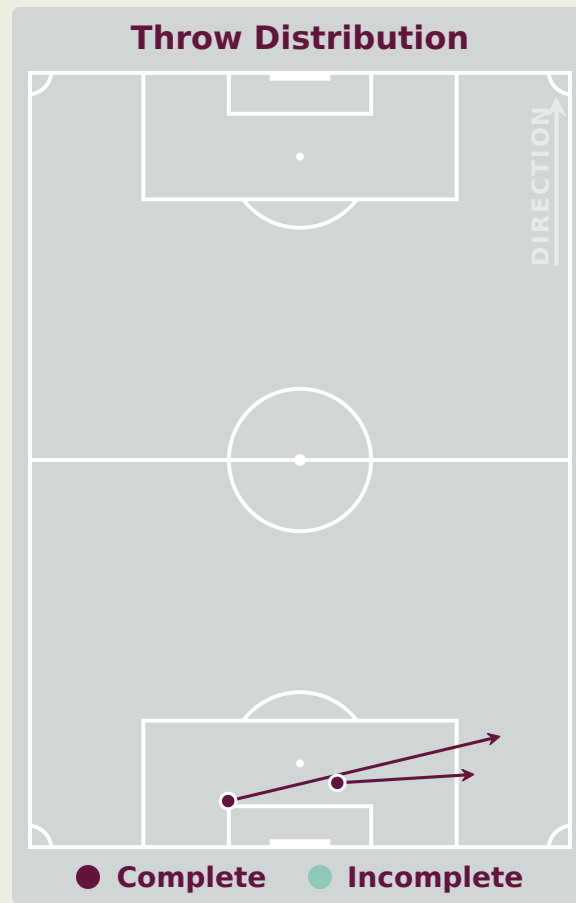
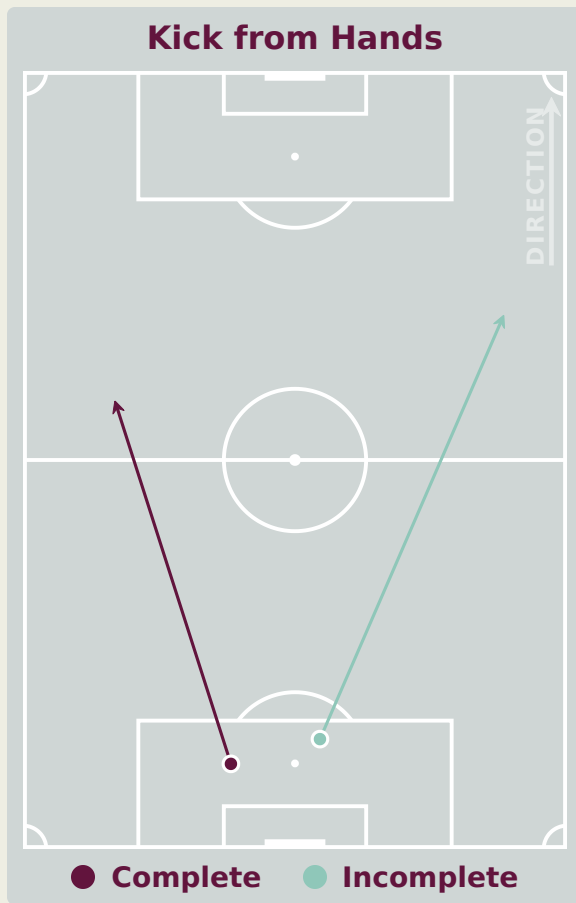
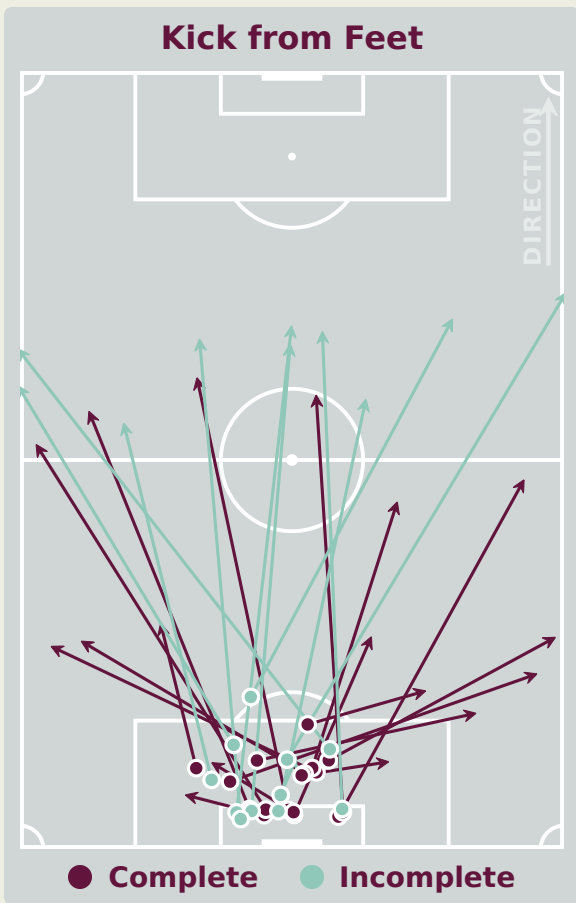
Poland GK Involvement Timeline



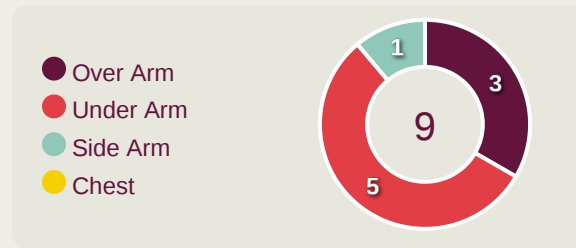
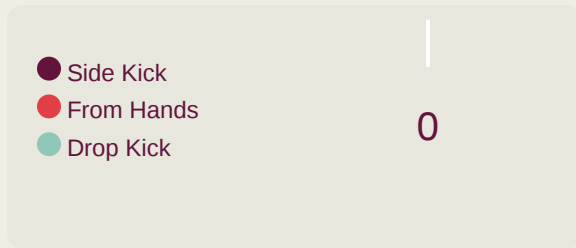
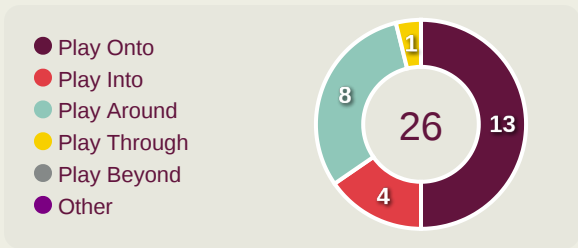
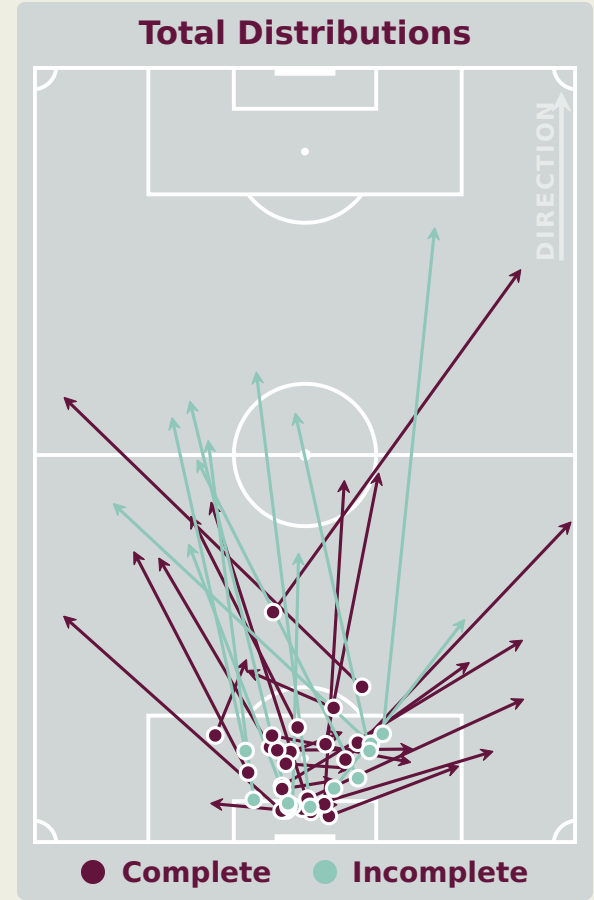
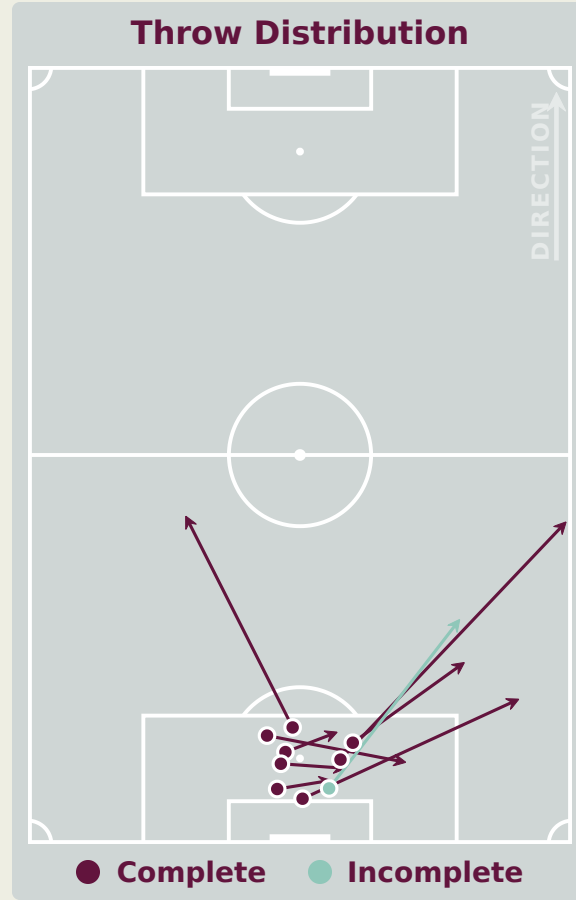
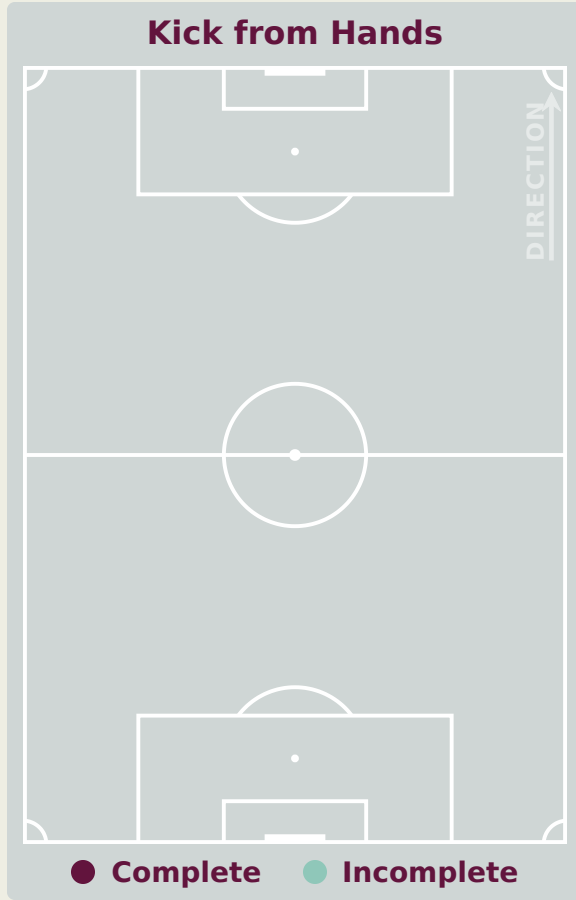
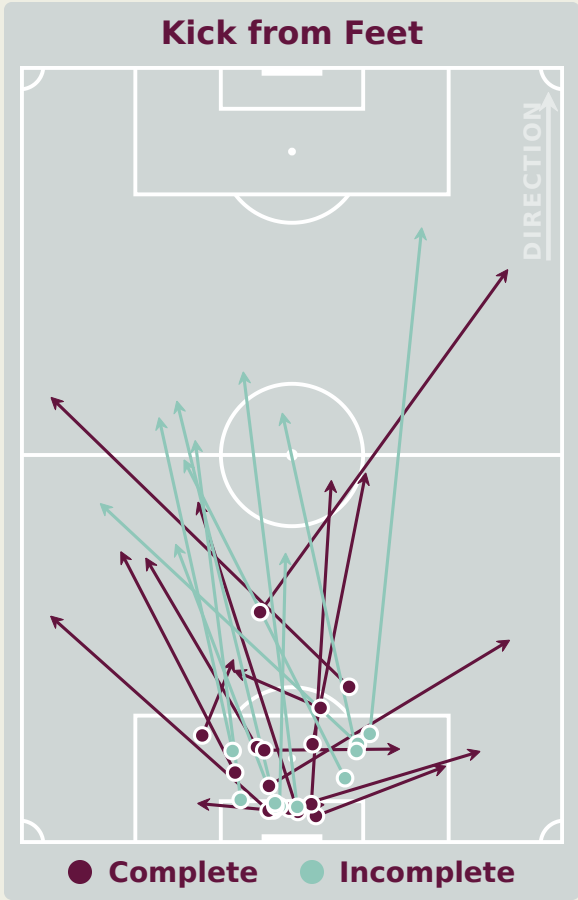
59

Total Involvements

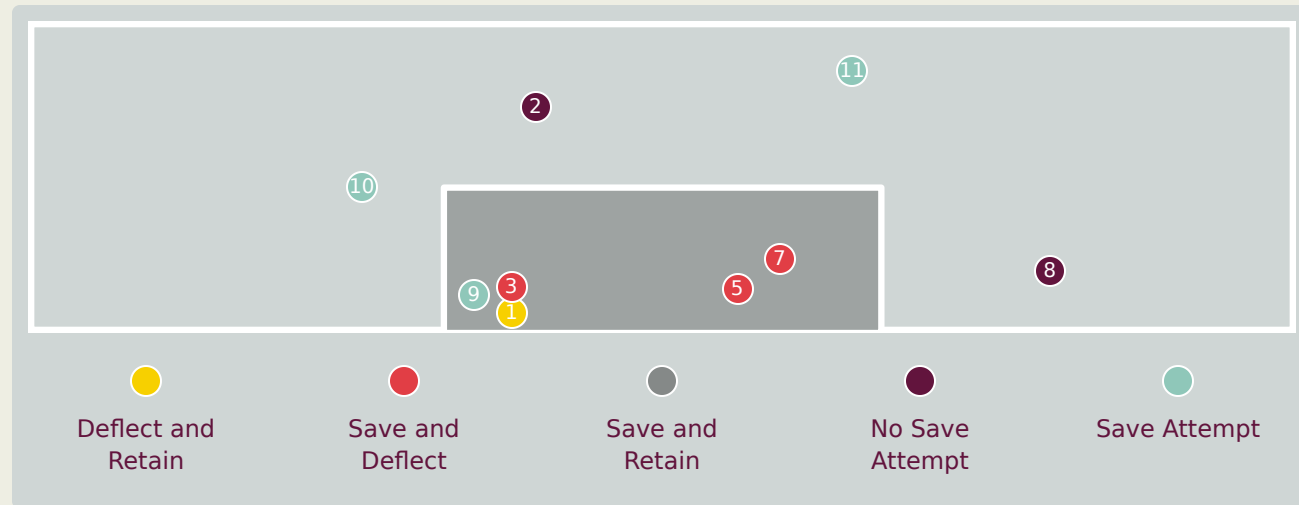
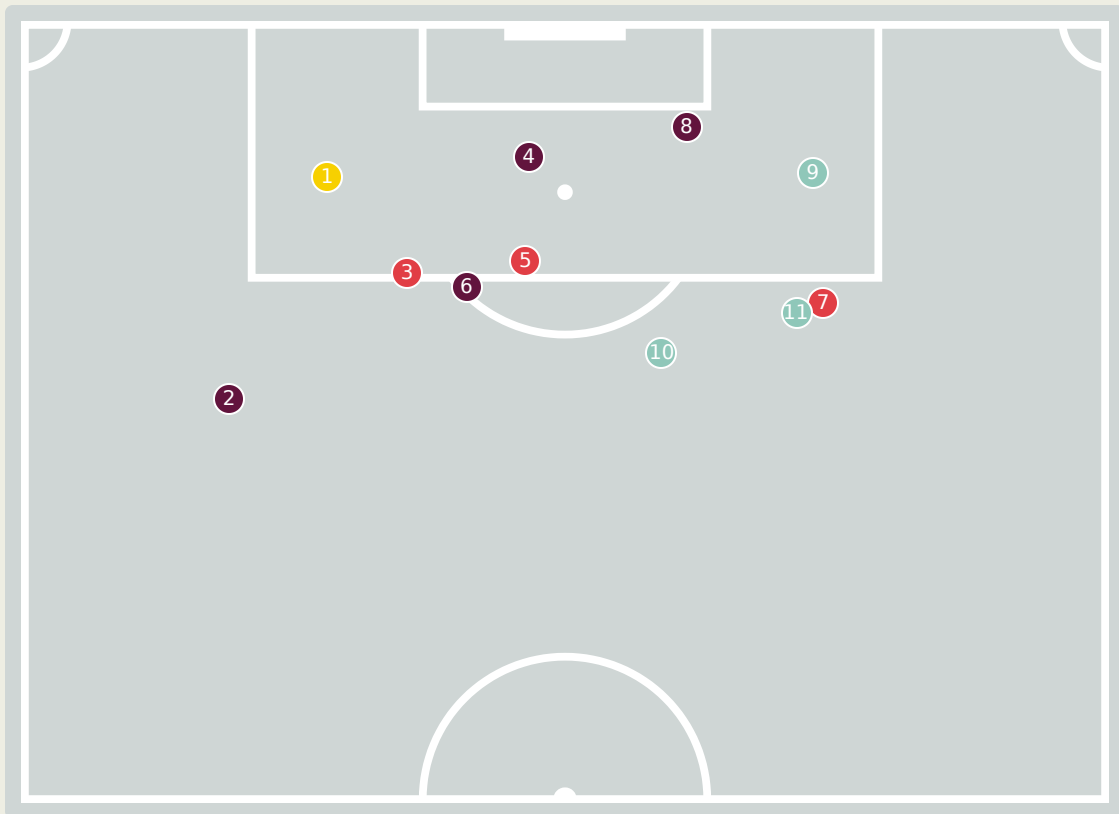
Goalkeeping Distribution



Goalkeeping Distribution

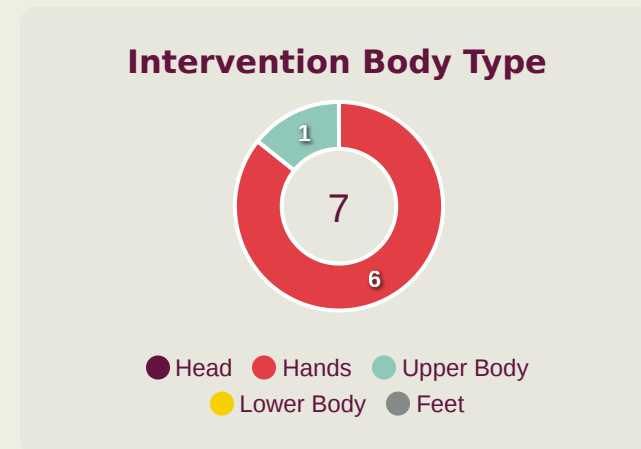
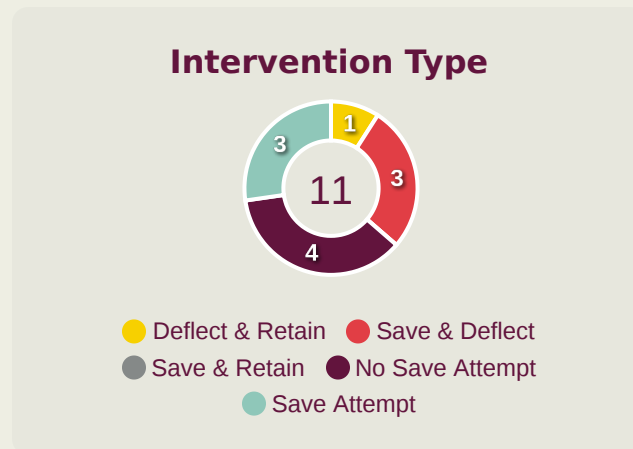


Goal Prevention



11
Total Attempts on Goal Faced

80
Save %

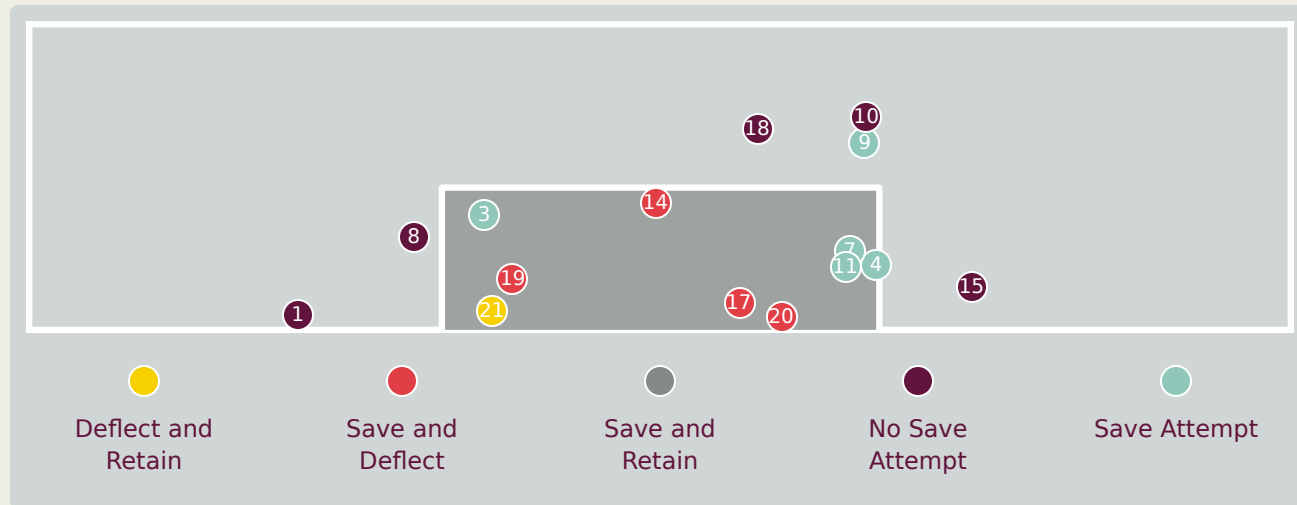
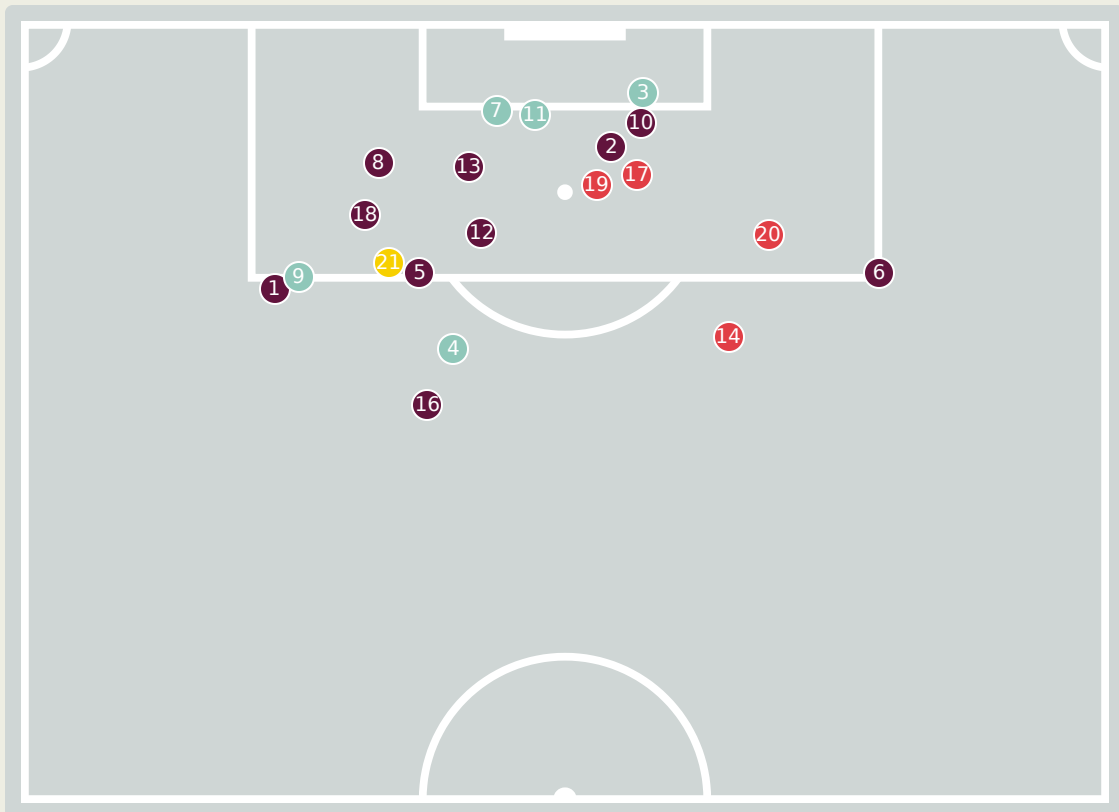


| Total Attempts on Goal Faced | Total Goal Interventions | Save & Retain | Deflect & Retain | Save & Deflect | Save Attempt | No Save Attempt |
|------------------------------|--------------------------|---------------|------------------|----------------|--------------|-----------------|
| 11 | 3 | 0 | 0 | 3 | 3 | 4 |

Poland



Goal Prevention

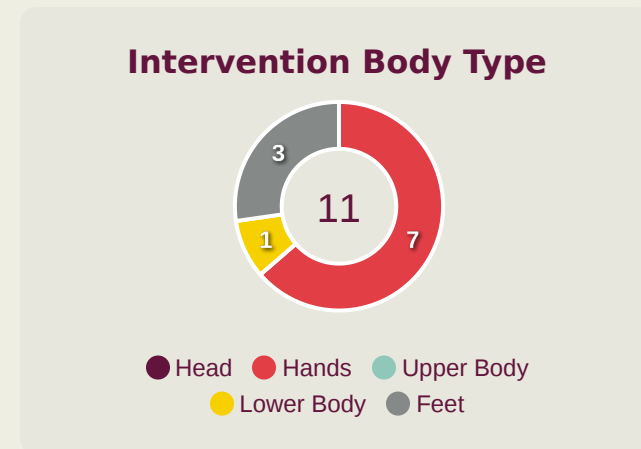
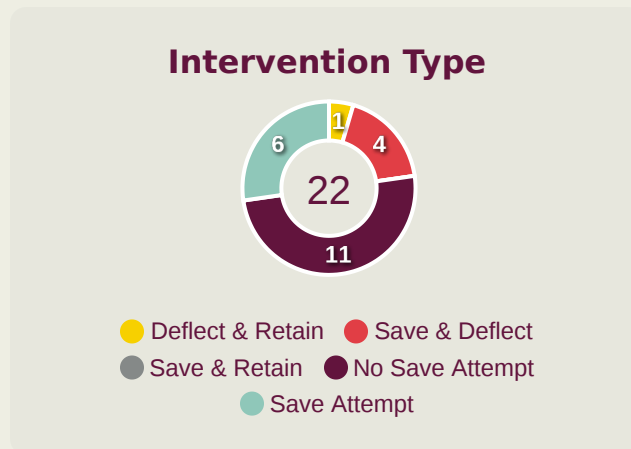


22

Total Attempts on Goal Faced

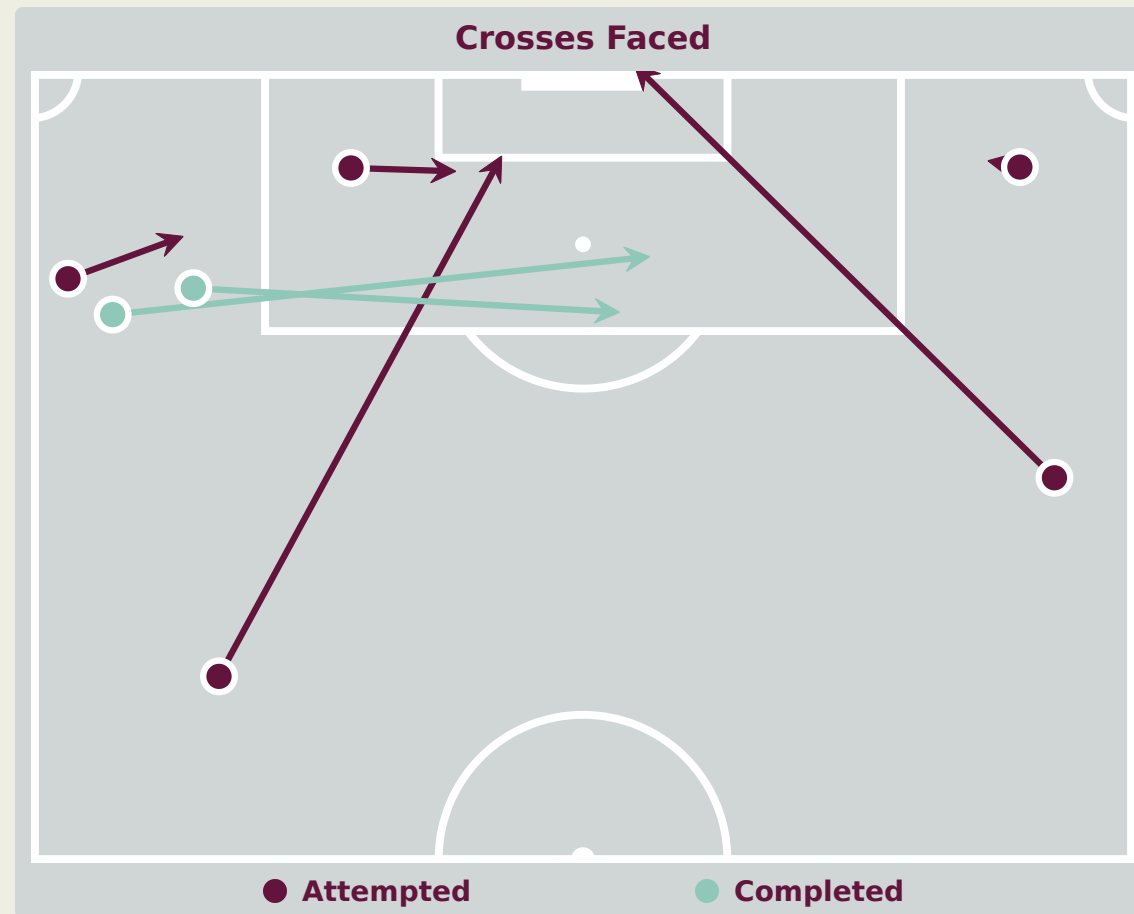

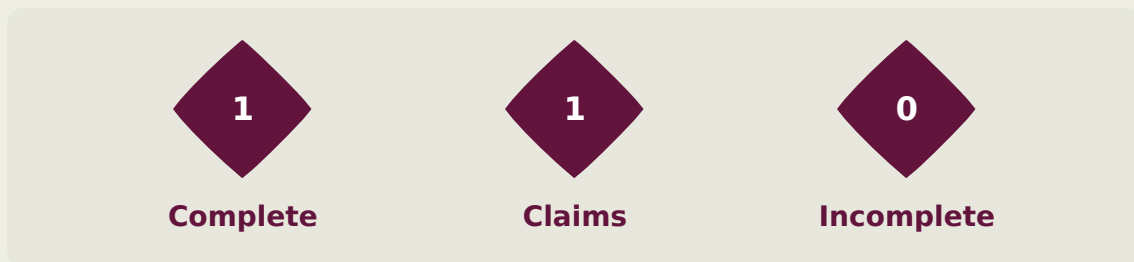
62

Save %



| Total Attempts on Goal Faced | Total Goal Interventions | Save & Retain | Deflect & Retain | Save & Deflect | Save Attempt | No Save Attempt |
|------------------------------|--------------------------|---------------|------------------|----------------|--------------|-----------------|
| 22 | 4 | 0 | 0 | 4 | 6 | 11 |

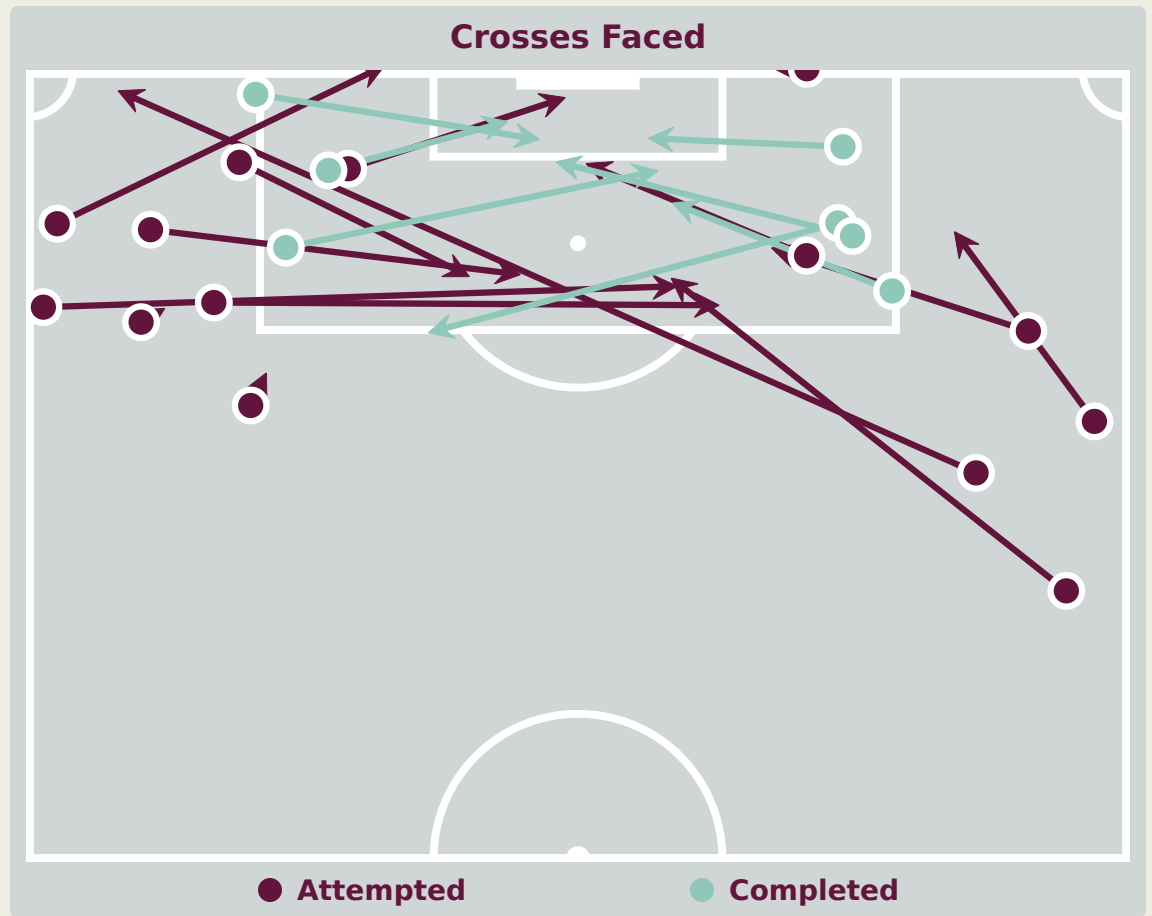
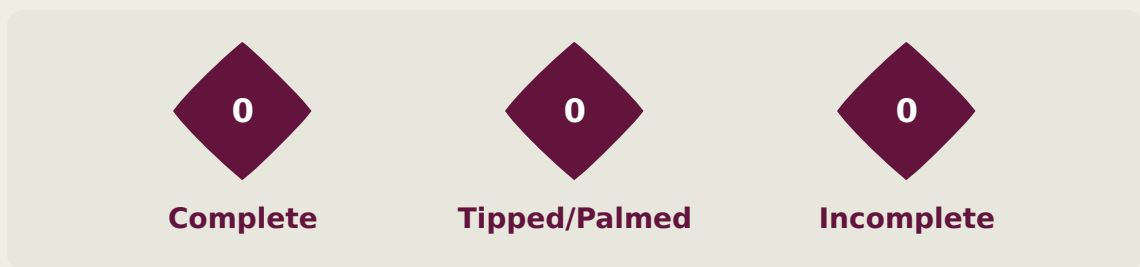
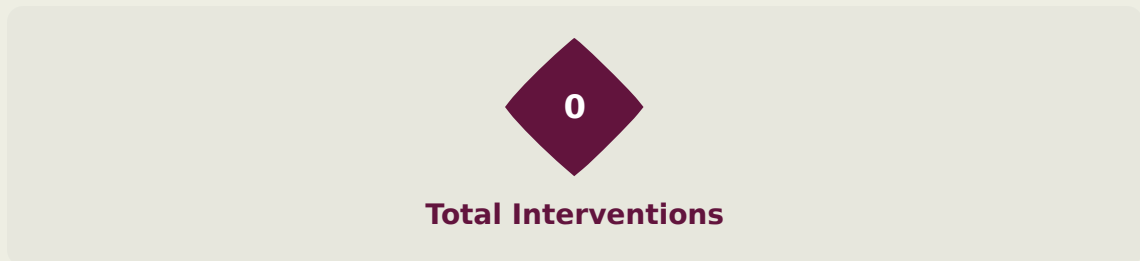
Aerial Control



Delivery Types Faced

| Total | In Swing | Out Swing | Driven | Lofted | Cutback | Push |
|-------|----------|-----------|--------|--------|---------|------|
| 14 | 6 | 0 | 1 | 4 | 0 | 3 |

Aerial Control



Delivery Types Faced

| Total | In Swing | Out Swing | Driven | Lofted | Cutback | Push |
|-------|----------|-----------|--------|--------|---------|------|
| 30 | 4 | 7 | 0 | 8 | 2 | 9 |

SET PLAYS



Senegal v Poland

Set Plays - Corners



38

Total Set Plays

4

Total Free Kicks

0

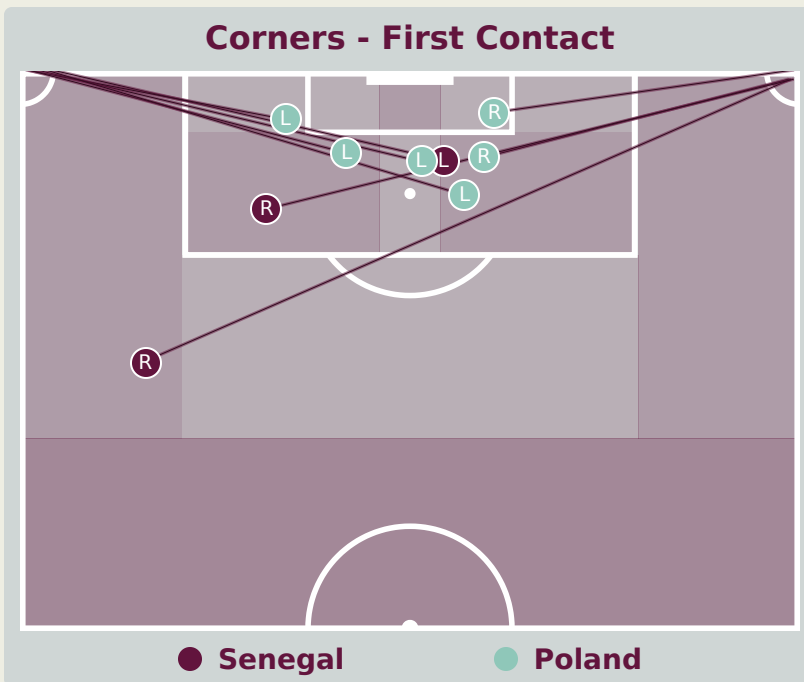
Total Penalties

9

Total Corners

25

Total Throw Ins



| Delivery Type | From Left Side | From Right Side | Total |
|----------------------|----------------|-----------------|-------|
| Direct to Area | 5 | 4 | 9 |
| Short | 0 | 0 | 0 |
| Edge of Penalty Area | 0 | 0 | 0 |

| Delivery Style | Total |
|----------------|-------|
| Inswing | 4 |
| Outswing | 4 |
| Driven | 0 |

| Free Kicks | |
|---------------------|-------|
| Type | Total |
| Direct | 4 |
| Direct (on target) | 0 |
| Direct (off target) | 0 |
| Indirect | 0 |

First Contacts on Senegal Crosses

3

By Senegal

6

By Poland

| Top 5 Player First Contacts | | |
|-----------------------------|---------|-------|
| Player | Team | Total |
| GURGUL Michal | Poland | 2 |
| SZNAUCNER Maksymilian | Poland | 2 |
| DIOUF Fallou | Senegal | 1 |
| DIONG Daouda | Senegal | 1 |
| DIANDY Clayton | Senegal | 1 |

Set Plays - Corners



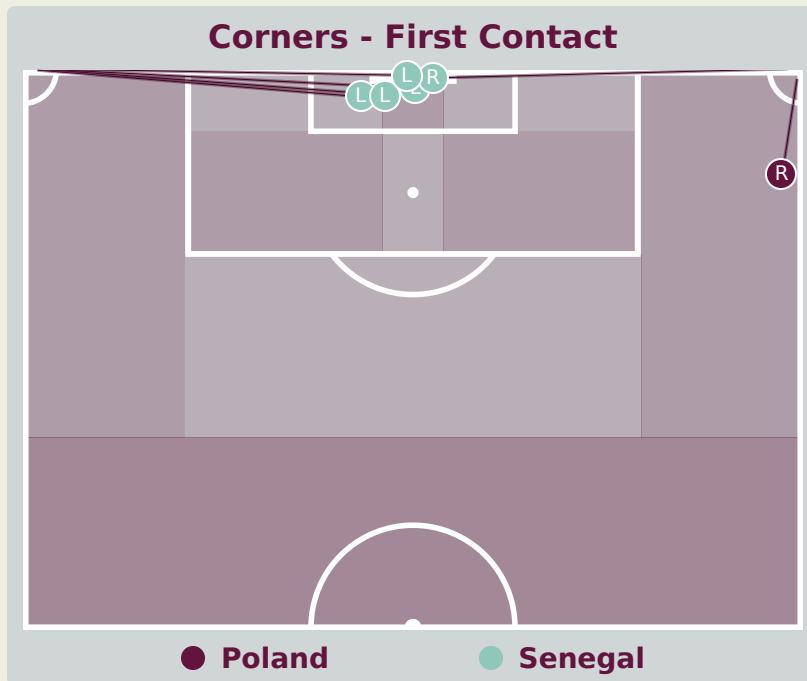
51
Total Set Plays

15
Total Free Kicks

0
Total Penalties

7
Total Corners

29
Total Throw Ins



| Delivery Type | From Left Side | From Right Side | Total |
|----------------------|----------------|-----------------|-------|
| Direct to Area | 4 | 2 | 6 |
| Short | 0 | 1 | 1 |
| Edge of Penalty Area | 0 | 0 | 0 |

| Delivery Style | Total |
|----------------|-------|
| Inswing | 5 |
| Outswing | 0 |
| Driven | 0 |

| Free Kicks | |
|---------------------|-------|
| Type | Total |
| Direct | 10 |
| Direct (on target) | 0 |
| Direct (off target) | 1 |
| Indirect | 5 |

First Contacts on Poland Crosses

1

By Poland

5

By Senegal

| Top 5 Player First Contacts | | |
|-----------------------------|---------|-------|
| Player | Team | Total |
| DIOUF Serigne | Senegal | 2 |
| BORYS Karol | Poland | 1 |
| DIOUF Fallou | Senegal | 1 |
| DIONG Daouda | Senegal | 1 |
| GUEYE Idrissa | Senegal | 1 |

INDIVIDUAL DATA IN POSSESSION



Senegal v Poland



In Possession - Distributions



| # | Player | Passes Attempted | Passes Completed | Pass Completion % | Switches of Play | Crosses Attempted | Crosses Completed | Line Breaks Attempted | Line Breaks Completed | Line Break Completion % | Ball Progressions | Take Ons | Step Ins | Attempts at Goal | Goals |
|----|-----------------|------------------|------------------|-------------------|------------------|-------------------|-------------------|-----------------------|-----------------------|-------------------------|-------------------|----------|----------|------------------|-------|
| 1 | DIOUF Serigne | 33 | 20 | 61% | 0 | 0 | 0 | 19 | 10 | 52% | 0 | 0 | 0 | 0 | 0 |
| 3 | DIALLO Mamadou | 21 | 17 | 81% | 0 | 0 | 0 | 5 | 4 | 80% | 1 | 0 | 1 | 0 | 0 |
| 4 | DIOUF Fallou | 28 | 22 | 79% | 0 | 0 | 0 | 13 | 11 | 84% | 3 | 1 | 2 | 1 | 0 |
| 6 | DIONG Daouda | 34 | 30 | 88% | 0 | 0 | 0 | 10 | 9 | 90% | 5 | 1 | 4 | 2 | 0 |
| 7 | DIEME Yaya | 13 | 9 | 69% | 0 | 4 | 2 | 3 | 3 | 100% | 2 | 1 | 1 | 1 | 0 |
| 10 | DIOUF Amara | 16 | 9 | 56% | 0 | 17 | 6 | 2 | 1 | 50% | 3 | 2 | 1 | 4 | 0 |
| 13 | TOURE Alpha | 30 | 23 | 77% | 0 | 3 | 1 | 16 | 11 | 68% | 0 | 0 | 0 | 0 | 0 |
| 14 | DORIVAL Pierre | 26 | 24 | 92% | 0 | 0 | 0 | 8 | 6 | 75% | 0 | 0 | 0 | 2 | 0 |
| 15 | GNING Mamadou | 15 | 10 | 67% | 0 | 1 | 0 | 3 | 2 | 66% | 1 | 0 | 1 | 0 | 0 |
| 17 | DIALLO Ibrahima | 36 | 29 | 81% | 0 | 3 | 1 | 18 | 13 | 72% | 0 | 0 | 0 | 0 | 0 |
| 19 | GUEYE Idrissa | 25 | 19 | 76% | 0 | 1 | 0 | 5 | 3 | 60% | 0 | 0 | 0 | 5 | 3 |
| 2 | DIANDY Clayton | 7 | 5 | 71% | 0 | 0 | 0 | 1 | 0 | 0% | 2 | 1 | 1 | 3 | 0 |
| 8 | FAYE Saliou | 7 | 7 | 100% | 0 | 0 | 0 | 3 | 3 | 100% | 0 | 0 | 0 | 1 | 0 |
| 9 | SALL Omar | 11 | 6 | 55% | 0 | 0 | 0 | 1 | 1 | 100% | 1 | 0 | 1 | 2 | 0 |
| 18 | SAWANE Mamadou | 3 | 2 | 67% | 0 | 0 | 0 | 0 | 0 | 0% | 0 | 0 | 0 | 0 | 0 |
| 20 | NIABALY Cherif | 6 | 6 | 100% | 0 | 1 | 0 | 3 | 3 | 100% | 1 | 1 | 0 | 0 | 0 |

In Possession - Offers & Receptions



| | | | Offer movement types | | | | | | |
|----|-----------------|--------------|----------------------|------------|-----------|-----------|-----------|-------------|-----------------|
| # | Player | Total Offers | In Front | In Between | Out to In | In to Out | In Behind | No Movement | Offers Received |
| 1 | DIOUF Serigne | 5 | 0 | 0 | 0 | 0 | 0 | 5 | 3 |
| 3 | DIALLO Mamadou | 8 | 3 | 1 | 0 | 0 | 2 | 2 | 3 |
| 4 | DIOUF Fallou | 7 | 2 | 0 | 0 | 0 | 0 | 5 | 2 |
| 6 | DIONG Daouda | 17 | 9 | 3 | 0 | 0 | 2 | 3 | 9 |
| 7 | DIEME Yaya | 10 | 0 | 0 | 0 | 1 | 6 | 3 | 1 |
| 10 | DIOUF Amara | 26 | 0 | 2 | 2 | 0 | 17 | 5 | 7 |
| 13 | TOURE Alpha | 14 | 2 | 2 | 0 | 1 | 3 | 6 | 3 |
| 14 | DORIVAL Pierre | 9 | 4 | 3 | 0 | 0 | 0 | 2 | 7 |
| 15 | GNING Mamadou | 9 | 0 | 4 | 0 | 1 | 3 | 1 | 1 |
| 17 | DIALLO Ibrahima | 39 | 7 | 4 | 1 | 0 | 7 | 20 | 12 |
| 19 | GUEYE Idrissa | 11 | 0 | 0 | 0 | 0 | 11 | 0 | 2 |
| 2 | DIANDY Clayton | 9 | 0 | 2 | 1 | 0 | 3 | 3 | 6 |
| 8 | FAYE Saliou | 5 | 0 | 1 | 0 | 0 | 3 | 1 | 3 |
| 9 | SALL Omar | 2 | 0 | 0 | 0 | 0 | 2 | 0 | 2 |
| 18 | SAWANE Mamadou | 11 | 0 | 3 | 0 | 0 | 7 | 1 | 0 |
| 20 | NIABALY Cherif | 11 | 3 | 0 | 0 | 0 | 1 | 7 | 5 |

Poland



In Possession - Distributions

| # | Player | Passes Attempted | Passes Completed | Pass Completion % | Switches of Play | Crosses Attempted | Crosses Completed | Line Breaks Attempted | Line Breaks Completed | Line Break Completion % | Ball Progressions | Take Ons | Step Ins | Attempts at Goal | Goals |
|----|-----------------------|------------------|------------------|-------------------|------------------|-------------------|-------------------|-----------------------|-----------------------|-------------------------|-------------------|----------|----------|------------------|-------|
| 12 | MATYS Michal | 35 | 24 | 69% | 0 | 0 | 0 | 20 | 9 | 45% | 0 | 0 | 0 | 0 | 0 |
| 2 | SZALA Dominik | 24 | 18 | 75% | 0 | 0 | 0 | 14 | 9 | 64% | 0 | 0 | 0 | 0 | 0 |
| 3 | KRZYZANOWSKI Jakub | 36 | 25 | 69% | 0 | 6 | 2 | 11 | 5 | 45% | 1 | 0 | 1 | 1 | 0 |
| 4 | ORLIKOWSKI Igor | 25 | 21 | 84% | 0 | 0 | 0 | 10 | 7 | 70% | 0 | 0 | 0 | 0 | 0 |
| 5 | GURGUL Michal | 53 | 38 | 72% | 0 | 1 | 0 | 30 | 16 | 53% | 0 | 0 | 0 | 0 | 0 |
| 6 | SZNAUCNER Maksymilian | 25 | 18 | 72% | 0 | 0 | 0 | 12 | 7 | 58% | 0 | 0 | 0 | 0 | 0 |
| 8 | BORYS Karol | 17 | 13 | 76% | 0 | 0 | 0 | 3 | 2 | 66% | 2 | 1 | 1 | 3 | 0 |
| 10 | MIKOLAJEWSKI Daniel | 18 | 13 | 72% | 0 | 2 | 0 | 2 | 0 | 0% | 0 | 0 | 0 | 2 | 0 |
| 11 | KOLANKO Krzysztof | 23 | 17 | 74% | 0 | 1 | 0 | 7 | 4 | 57% | 3 | 1 | 2 | 0 | 0 |
| 14 | SKOCZYLAS Mateusz | 24 | 14 | 58% | 0 | 1 | 0 | 7 | 3 | 42% | 3 | 3 | 0 | 1 | 0 |
| 19 | BRZYSKI Igor | 25 | 22 | 88% | 0 | 0 | 0 | 8 | 8 | 100% | 0 | 0 | 0 | 1 | 0 |
| 13 | LYCZKO Szymon | 7 | 5 | 71% | 0 | 0 | 0 | 2 | 2 | 100% | 0 | 0 | 0 | 1 | 0 |
| 15 | KOWALIK Piotr | 14 | 13 | 93% | 0 | 0 | 0 | 6 | 5 | 83% | 0 | 0 | 0 | 0 | 0 |
| 17 | HURAS Mike | 3 | 2 | 67% | 0 | 0 | 0 | 0 | 0 | 0% | 3 | 3 | 0 | 0 | 0 |
| 21 | REGULA Marcel | 9 | 8 | 89% | 0 | 3 | 0 | 3 | 1 | 33% | 2 | 1 | 1 | 2 | 1 |

Poland



In Possession - Offers & Receptions

| | | | Offer movement types | | | | | | |
|----|-----------------------|--------------|----------------------|------------|-----------|-----------|-----------|-------------|-----------------|
| # | Player | Total Offers | In Front | In Between | Out to In | In to Out | In Behind | No Movement | Offers Received |
| 12 | MATYS Michal | 3 | 0 | 0 | 0 | 0 | 0 | 3 | 2 |
| 2 | SZALA Dominik | 2 | 1 | 0 | 0 | 0 | 1 | 0 | 0 |
| 3 | KRZYZANOWSKI Jakub | 20 | 2 | 2 | 1 | 0 | 6 | 9 | 9 |
| 4 | ORLIKOWSKI Igor | 14 | 0 | 0 | 0 | 0 | 0 | 14 | 4 |
| 5 | GURGUL Michal | 5 | 1 | 0 | 0 | 0 | 1 | 3 | 4 |
| 6 | SZNAUCNER Maksymilian | 24 | 15 | 7 | 0 | 0 | 1 | 1 | 4 |
| 8 | BORYS Karol | 35 | 3 | 12 | 1 | 8 | 8 | 3 | 8 |
| 10 | MIKOLAJEWSKI Daniel | 14 | 0 | 6 | 0 | 0 | 8 | 0 | 2 |
| 11 | KOLANKO Krzysztof | 22 | 2 | 4 | 1 | 0 | 6 | 9 | 8 |
| 14 | SKOCZYLAS Mateusz | 60 | 1 | 16 | 3 | 7 | 16 | 17 | 13 |
| 19 | BRZYSKI Igor | 6 | 1 | 4 | 0 | 0 | 0 | 1 | 2 |
| 13 | LYCZKO Szymon | 9 | 2 | 0 | 0 | 0 | 5 | 2 | 4 |
| 15 | KOWALIK Piotr | 0 | 0 | 0 | 0 | 0 | 0 | 0 | 0 |
| 17 | HURAS Mike | 6 | 0 | 4 | 0 | 0 | 2 | 0 | 0 |
| 21 | REGULA Marcel | 14 | 2 | 1 | 0 | 0 | 11 | 0 | 0 |

INDIVIDUAL DATA OUT OF POSSESSION



Senegal v Poland



Out of Possession



| # | Player | Tackles Made / Won | Blocks | Interceptions | Pressing Direct | Pressing Indirect | Duels Won - Aerial | Duels Won - Physical | Possession Contests won | Clearances | Loose Ball Receptions | Pushing On | Pushing On into Pressing | Possession Regains | Possession Interrupted |
|----|-----------------|--------------------|--------|---------------|-----------------|-------------------|--------------------|----------------------|-------------------------|------------|-----------------------|------------|--------------------------|--------------------|------------------------|
| 1 | DIOUF Serigne | 0 / 0 | 0 | 0 | 0 | 0 | 0 | 0 | 0 | 0 | 2 | 0 | 0 | 6 | 0 |
| 3 | DIALLO Mamadou | 3 / 0 | 1 | 0 | 4 | 3 | 1 | 0 | 1 | 4 | 7 | 15 | 2 | 5 | 1 |
| 4 | DIOUF Fallou | 5 / 0 | 0 | 2 | 6 | 5 | 5 | 0 | 5 | 17 | 6 | 12 | 1 | 9 | 8 |
| 6 | DIONG Daouda | 11 / 0 | 5 | 1 | 12 | 12 | 3 | 0 | 3 | 5 | 10 | 24 | 9 | 10 | 6 |
| 7 | DIEME Yaya | 2 / 0 | 0 | 0 | 3 | 11 | 1 | 0 | 1 | 2 | 3 | 8 | 3 | 1 | 3 |
| 10 | DIOUF Amara | 3 / 0 | 1 | 0 | 3 | 7 | 3 | 1 | 4 | 1 | 8 | 6 | 5 | 1 | 1 |
| 13 | TOURE Alpha | 7 / 0 | 6 | 1 | 13 | 15 | 2 | 0 | 3 | 2 | 6 | 16 | 8 | 5 | 4 |
| 14 | DORIVAL Pierre | 9 / 0 | 4 | 0 | 17 | 13 | 2 | 0 | 2 | 3 | 7 | 22 | 8 | 8 | 5 |
| 15 | GNING Mamadou | 1 / 0 | 1 | 0 | 5 | 4 | 4 | 0 | 4 | 0 | 6 | 3 | 1 | 1 | 1 |
| 17 | DIALLO Ibrahima | 4 / 0 | 3 | 2 | 5 | 8 | 3 | 0 | 4 | 2 | 3 | 30 | 9 | 2 | 3 |
| 19 | GUEYE Idrissa | 0 / 0 | 0 | 0 | 0 | 12 | 10 | 0 | 10 | 1 | 8 | 7 | 6 | 0 | 0 |
| 2 | DIANDY Clayton | 0 / 0 | 0 | 0 | 0 | 4 | 0 | 0 | 0 | 0 | 3 | 2 | 1 | 0 | 0 |
| 8 | FAYE Saliou | 2 / 0 | 0 | 0 | 3 | 1 | 1 | 0 | 2 | 0 | 3 | 1 | 1 | 0 | 0 |
| 9 | SALL Omar | 0 / 0 | 0 | 0 | 0 | 1 | 1 | 0 | 1 | 0 | 3 | 0 | 0 | 0 | 0 |
| 18 | SAWANE Mamadou | 0 / 0 | 0 | 0 | 0 | 8 | 1 | 0 | 1 | 0 | 0 | 3 | 2 | 0 | 0 |
| 20 | NIABALY Cherif | 3 / 0 | 0 | 0 | 2 | 1 | 0 | 0 | 0 | 1 | 2 | 3 | 1 | 3 | 1 |

Out of Possession

Poland



| # | Player | Tackles Made / Won | Blocks | Interceptions | Pressing Direct | Pressing Indirect | Duels Won - Aerial | Duels Won - Physical | Possession Contests won | Clearances | Loose Ball Receptions | Pushing On | Pushing On into Pressing | Possession Regains | Possession Interrupted |
|----|-----------------------|--------------------|--------|---------------|-----------------|-------------------|--------------------|----------------------|-------------------------|------------|-----------------------|------------|--------------------------|--------------------|------------------------|
| 12 | MATYS Michal | 0 / 0 | 0 | 0 | 0 | 0 | 0 | 0 | 0 | 0 | 5 | 0 | 0 | 9 | 0 |
| 2 | SZALA Dominik | 2 / 0 | 6 | 1 | 3 | 2 | 2 | 0 | 2 | 5 | 4 | 13 | 1 | 5 | 3 |
| 3 | KRZYZANOWSKI Jakub | 1 / 0 | 6 | 1 | 7 | 19 | 0 | 0 | 0 | 0 | 8 | 18 | 6 | 3 | 3 |
| 4 | ORLIKOWSKI Igor | 6 / 0 | 5 | 0 | 10 | 11 | 3 | 0 | 3 | 6 | 3 | 28 | 12 | 6 | 9 |
| 5 | GURGUL Michal | 1 / 0 | 5 | 2 | 4 | 9 | 4 | 0 | 5 | 8 | 9 | 27 | 7 | 3 | 10 |
| 6 | SZNAUCNER Maksymilian | 8 / 0 | 3 | 1 | 11 | 17 | 1 | 0 | 2 | 7 | 3 | 27 | 10 | 10 | 7 |
| 8 | BORYS Karol | 5 / 0 | 1 | 0 | 8 | 19 | 1 | 0 | 1 | 0 | 10 | 20 | 7 | 0 | 2 |
| 10 | MIKOLAJEWSKI Daniel | 1 / 0 | 2 | 0 | 2 | 13 | 0 | 0 | 0 | 0 | 3 | 7 | 4 | 1 | 0 |
| 11 | KOLANKO Krzysztof | 4 / 0 | 4 | 1 | 6 | 5 | 0 | 0 | 0 | 1 | 6 | 8 | 6 | 4 | 5 |
| 14 | SKOCZYLAS Mateusz | 3 / 0 | 1 | 0 | 3 | 22 | 1 | 0 | 1 | 2 | 7 | 15 | 8 | 2 | 2 |
| 19 | BRZYSKI Igor | 4 / 0 | 1 | 0 | 2 | 4 | 0 | 0 | 0 | 3 | 6 | 6 | 2 | 6 | 2 |
| 13 | LYCZKO Szymon | 0 / 0 | 0 | 0 | 0 | 3 | 0 | 0 | 0 | 0 | 2 | 3 | 1 | 0 | 0 |
| 15 | KOWALIK Piotr | 2 / 0 | 2 | 0 | 2 | 2 | 0 | 0 | 0 | 1 | 1 | 8 | 2 | 4 | 0 |
| 17 | HURAS Mike | 0 / 0 | 0 | 0 | 0 | 6 | 2 | 0 | 2 | 0 | 3 | 3 | 3 | 0 | 0 |
| 21 | REGULA Marcel | 3 / 0 | 2 | 0 | 4 | 11 | 0 | 0 | 0 | 0 | 4 | 10 | 5 | 1 | 1 |

INDIVIDUAL DATA PHYSICAL



Senegal v Poland



Physical Data



| # | Player | Total Distance (m) | Zone 1: 0-7 km/h (m) | Zone 2: 7-15 km/h (m) | Zone 3: 15-20 km/h (m) | Zone 4: 20-25 km/h (m) | Zone 5: 25+ km/h (m) | High Speed Runs (Zone 4) | Sprints (Zone 5) | Top Speed (km/h) |
|----|-----------------|--------------------|----------------------|-----------------------|------------------------|------------------------|----------------------|--------------------------|------------------|------------------|
| 1 | DIOUF Serigne | 4486.0 | 3565.4 | 723.1 | 148.5 | 49.3 | 0 | 20.0 | 3.0 | 25.8 |
| 3 | DIALLO Mamadou | 10476.5 | 3500.2 | 4491.3 | 1506.5 | 689.4 | 289.2 | 127.0 | 52.0 | 31.0 |
| 4 | DIOUF Fallou | 9461.1 | 3769.3 | 3467.5 | 1318.9 | 689.7 | 215.7 | 120.0 | 49.0 | 32.3 |
| 6 | DIONG Daouda | 11738.1 | 3465.1 | 5391.3 | 2182.1 | 586.9 | 111.5 | 173.0 | 37.0 | 28.3 |
| 7 | DIEME Yaya | 7816.9 | 2646.8 | 3127.5 | 1017.0 | 723.8 | 301.7 | 86.0 | 55.0 | 33.0 |
| 10 | DIOUF Amara | 7589.6 | 3117.8 | 2646.5 | 1004.9 | 511.5 | 308.9 | 92.0 | 51.0 | 33.1 |
| 13 | TOURE Alpha | 10701.3 | 3237.1 | 4618.7 | 1704.7 | 790.8 | 348.9 | 162.0 | 63.0 | 30.9 |
| 14 | DORIVAL Pierre | 11106.1 | 3274.1 | 5238.7 | 1911.4 | 542.0 | 139.9 | 141.0 | 39.0 | 33.0 |
| 15 | GNING Mamadou | 8322.5 | 2458.5 | 3707.7 | 1449.8 | 547.6 | 159.0 | 119.0 | 44.0 | 29.5 |
| 17 | DIALLO Ibrahima | 9167.2 | 3351.5 | 3587.1 | 1255.9 | 652.7 | 319.0 | 112.0 | 46.0 | 32.7 |
| 19 | GUEYE Idrissa | 8449.7 | 3270.9 | 3039.4 | 1219.3 | 679.4 | 240.8 | 100.0 | 55.0 | 31.7 |
| 2 | DIANDY Clayton | 3103.4 | 1133.7 | 1110.7 | 446.6 | 289.9 | 122.6 | 45.0 | 24.0 | 29.3 |
| 8 | FAYE Saliou | 2127.0 | 729.6 | 770.4 | 338.2 | 239.1 | 49.8 | 32.0 | 16.0 | 30.9 |
| 9 | SALL Omar | 2512.7 | 1135.5 | 885.7 | 176.1 | 174.1 | 141.0 | 19.0 | 16.0 | 33.2 |
| 18 | SAWANE Mamadou | 2108.3 | 696.4 | 858.5 | 297.9 | 205.3 | 50.2 | 28.0 | 14.0 | 28.5 |
| 20 | NIABALY Cherif | 1616.5 | 588.6 | 625.4 | 150.2 | 196.1 | 56.3 | 16.0 | 14.0 | 29.6 |

Physical Data

Poland



| # | Player | Total Distance (m) | Zone 1: 0-7 km/h (m) | Zone 2: 7-15 km/h (m) | Zone 3: 15-20 km/h (m) | Zone 4: 20-25 km/h (m) | Zone 5: 25+ km/h (m) | High Speed Runs (Zone 4) | Sprints (Zone 5) | Top Speed (km/h) |
|----|-----------------------|--------------------|----------------------|-----------------------|------------------------|------------------------|----------------------|--------------------------|------------------|------------------|
| 12 | MATYS Michal | 4074.5 | 3007.4 | 984.8 | 75.0 | 7.3 | 0 | 10.0 | 1.0 | 22.6 |
| 2 | SZALA Dominik | 7267.4 | 2609.7 | 3292.8 | 866.3 | 376.5 | 121.4 | 70.0 | 32.0 | 30.6 |
| 3 | KRZYZANOWSKI Jakub | 7809.0 | 3024.4 | 2992.4 | 1137.8 | 460.7 | 193.7 | 95.0 | 34.0 | 32.9 |
| 4 | ORLIKOWSKI Igor | 9453.9 | 3937.6 | 3917.7 | 848.0 | 499.2 | 252.4 | 82.0 | 48.0 | 33.0 |
| 5 | GURGUL Michal | 10079.3 | 3993.4 | 4220.2 | 1169.2 | 577.5 | 117.9 | 101.0 | 41.0 | 31.3 |
| 6 | SZNAUCNER Maksymilian | 10160.1 | 3121.2 | 5014.0 | 1230.4 | 702.1 | 93.5 | 106.0 | 35.0 | 27.9 |
| 8 | BORYS Karol | 12122.4 | 3590.6 | 5541.1 | 1934.7 | 886.1 | 170.9 | 151.0 | 61.0 | 33.0 |
| 10 | MIKOLAJEWSKI Daniel | 6366.8 | 2255.1 | 2567.1 | 1003.4 | 476.9 | 64.3 | 87.0 | 32.0 | 31.2 |
| 11 | KOLANKO Krzysztof | 9351.9 | 4236.4 | 3507.0 | 938.0 | 585.4 | 85.1 | 85.0 | 42.0 | 30.0 |
| 14 | SKOCZYLAS Mateusz | 10528.6 | 3835.6 | 4328.3 | 1504.5 | 703.3 | 157.9 | 129.0 | 52.0 | 32.8 |
| 19 | BRZYSKI Igor | 5899.0 | 1735.5 | 2866.9 | 927.3 | 332.1 | 37.2 | 72.0 | 17.0 | 29.9 |
| 13 | LYCZKO Szymon | 3193.0 | 1121.1 | 1145.6 | 699.6 | 195.1 | 31.9 | 49.0 | 16.0 | 27.6 |
| 15 | KOWALIK Piotr | 2950.6 | 1194.7 | 1074.9 | 462.1 | 156.1 | 62.6 | 35.0 | 15.0 | 31.8 |
| 17 | HURAS Mike | 4232.5 | 1874.6 | 1417.9 | 490.1 | 289.5 | 160.4 | 44.0 | 22.0 | 29.4 |
| 21 | REGULA Marcel | 5473.7 | 2058.7 | 2203.2 | 684.8 | 448.8 | 78.3 | 66.0 | 31.0 | 30.6 |

