



U-17 WORLD CUP
INDONESIA 2023



Senegal 0 - 2 Japan

Group D - Match 31
17 November 2023
16:00 Kick Off

Si Jalak Harupat Stadium

POST MATCH SUMMARY REPORT

Match Summary - Teams

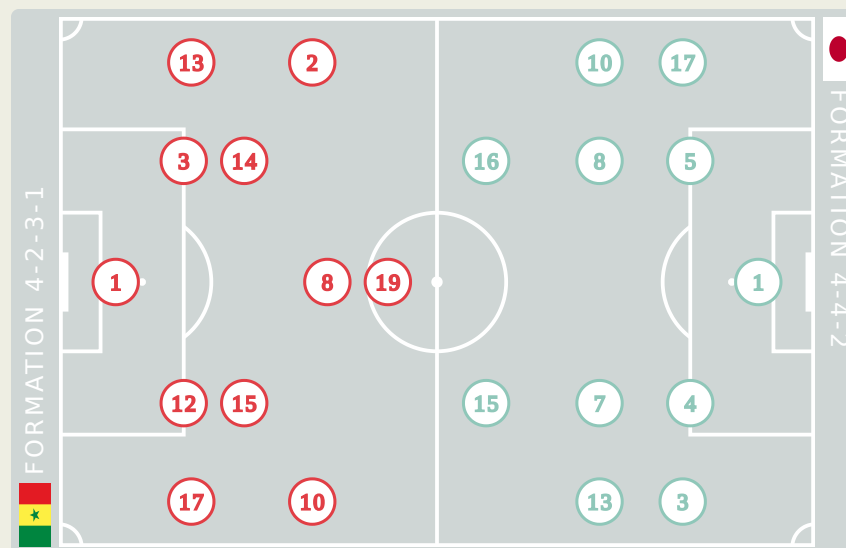


STARTING

1	GK	DIOUF Serigne	↓ 30'
2	FW	DIANDY Clayton	↓ 73'
3	DF	DIALLO Mamadou	
8	MF	FAYE Saliou	↓ 45'
10	FW	DIOUF Amara (C)	↓ 37'
12	DF	LIMA Guy	66'
13	MF	TOURE Alpha	
14	MF	DORIVAL Pierre	↓ 73'
15	FW	GNING Mamadou	
17	DF	DIALLO Ibrahima	
19	FW	GUEYE Idrissa	65'

SUBSTITUTES

16	GK	MBOUP Macoura	↑ 30'
21	GK	FALL Bamba	
4	DF	DIOUF Fallou	
5	DF	BA Boubacar	
6	MF	DIONG Daouda	↑ 45'
7	FW	DIEME Yaya	↑ 37'
9	FW	SALL Omar	
11	MF	SADIO Lamine	↑ 73'
18	FW	SAWANE Mamadou	↑ 73'
20	FW	NIABALY Cherif	



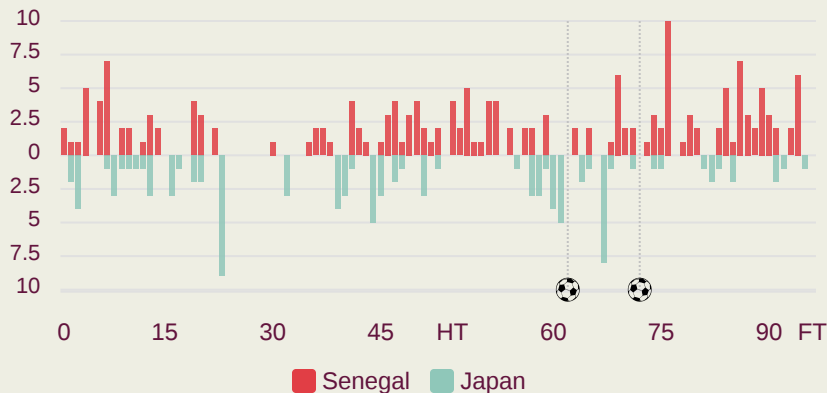
STARTING

GOTO Wataru	GK	1	
(C) KOSUGI Keita	DF	3	
TSUCHIYA Kaito	DF	4	
HONDA Kotaro	DF	5	
↓ 78'	NAKAJIMA Yotaro	MF	7
↓ 56'	YADA Ryunosuke	MF	8
53'	SATO Ryunosuke	MF	10
↓ 90+1'	YOSHINAGA Yumeki	MF	13
↓ 55'	TOKUDA Homare	FW	15
↓ 78'	INOUE Alen	FW	16
	SHIBATA Shotaro	DF	17

SUBSTITUTES

KAMBAYASHI Taisei	GK	12			
PISANO Alexandre	GK	21			
↑ 78'	MATSUMOTO Haruto	DF	2		
↑ 56'	YAMAMOTO Joi	MF	6		
↑ 78'	MICHIWAKI Yutaka	FW	9		
72'	62'	↑ 55'	TAKAOKA Rento	FW	11
			NAWATA Gaku	FW	14
			NAGANO Shuto	DF	18
			FUSE Katsuma	DF	19
↑ 90+1'			KAWAMURA Gakuto	MF	20

Distribution in the Final Third



Match Summary - Key Statistics



Possession

Total	56.3%	11.3%	32.4%	Total
0	Goals			2
20 (7)	Attempts at Goal (On Target)			10 (2)
550 (484)	Total Passes (Complete)			329 (244)
88 %	Pass Completion %			74 %
109	Completed Line Breaks			76
8	Defensive Line Breaks			11
144	Receptions in the Final Third			62
22	Crosses			20
13	Ball Progressions			14
149 (23)	Defensive Pressures Applied (Direct Pressures)			276 (65)
47	Forced Turnovers			60
102	Second Balls			64
116.8 km	Total Distance Covered			119.5 km
7.6 km	Zone 4 - Low Speed Sprinting: 20-25 km/h			7.2 km



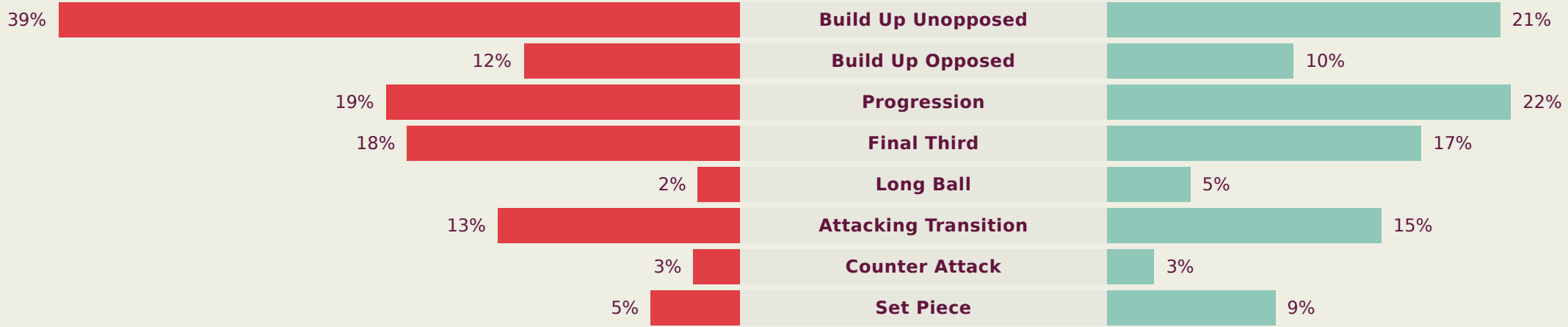
Senegal

Phases of Play

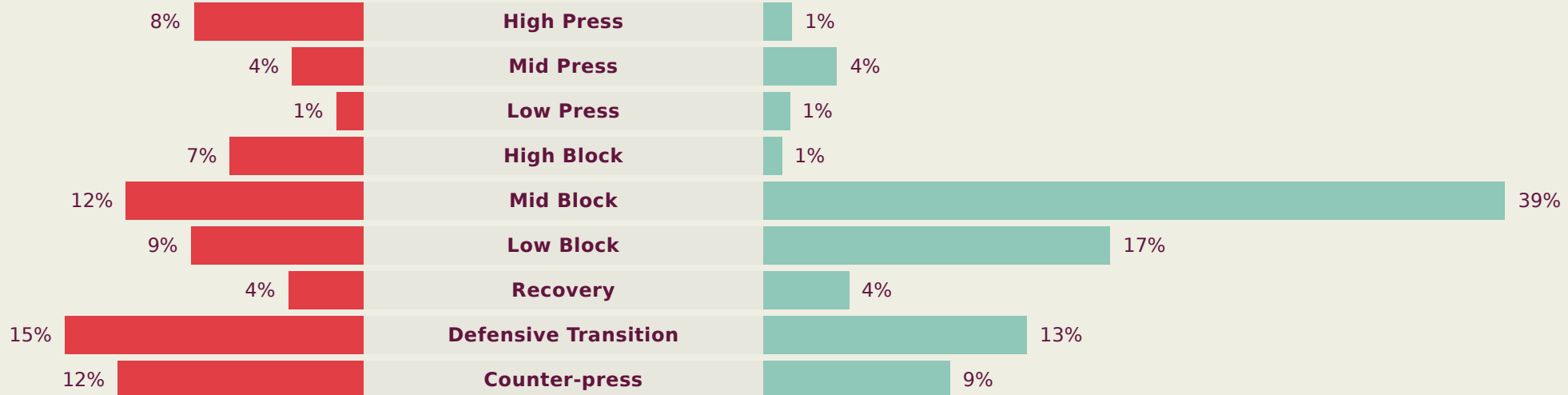
Japan



IN POSSESSION



OUT OF POSSESSION



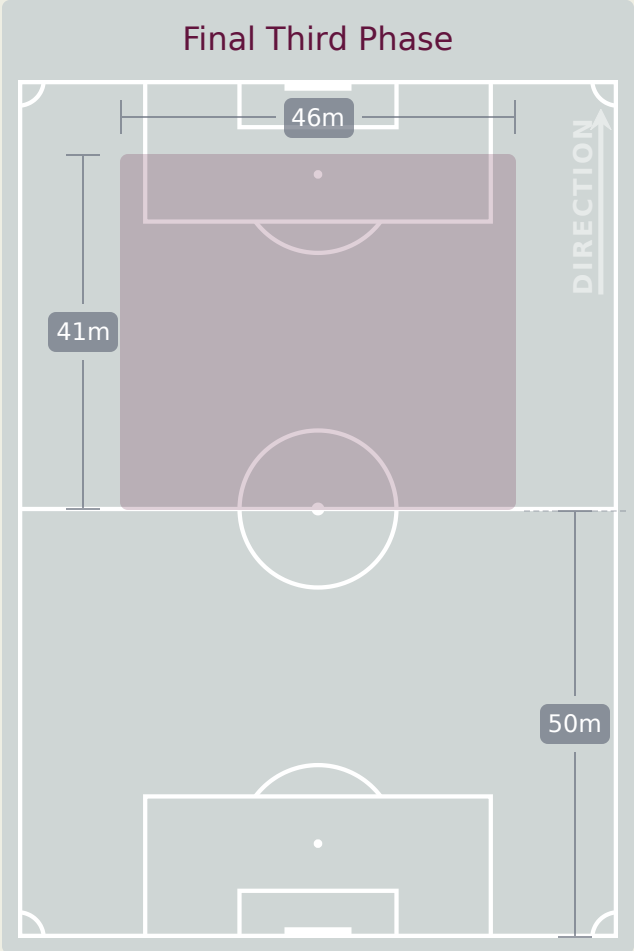
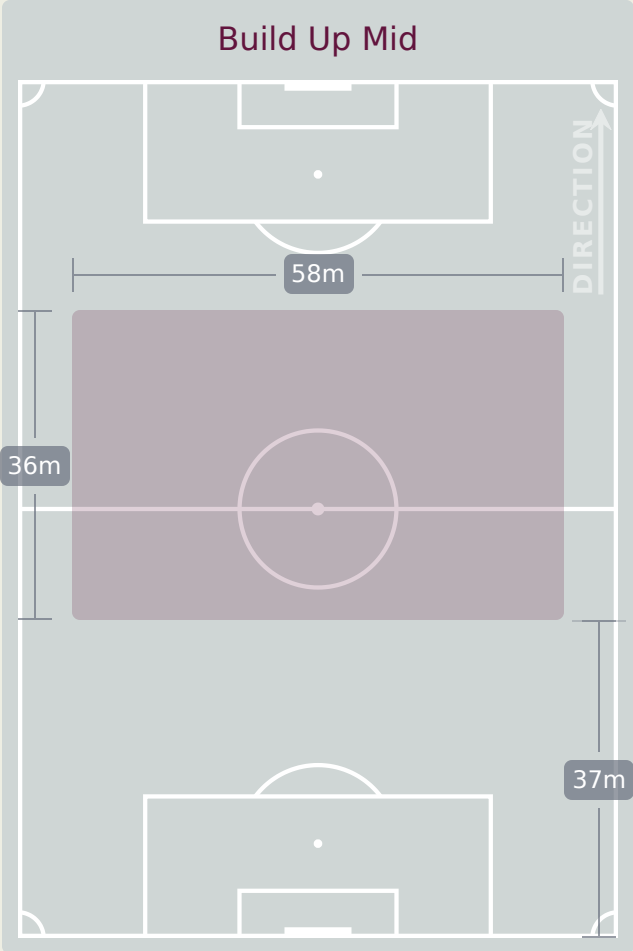
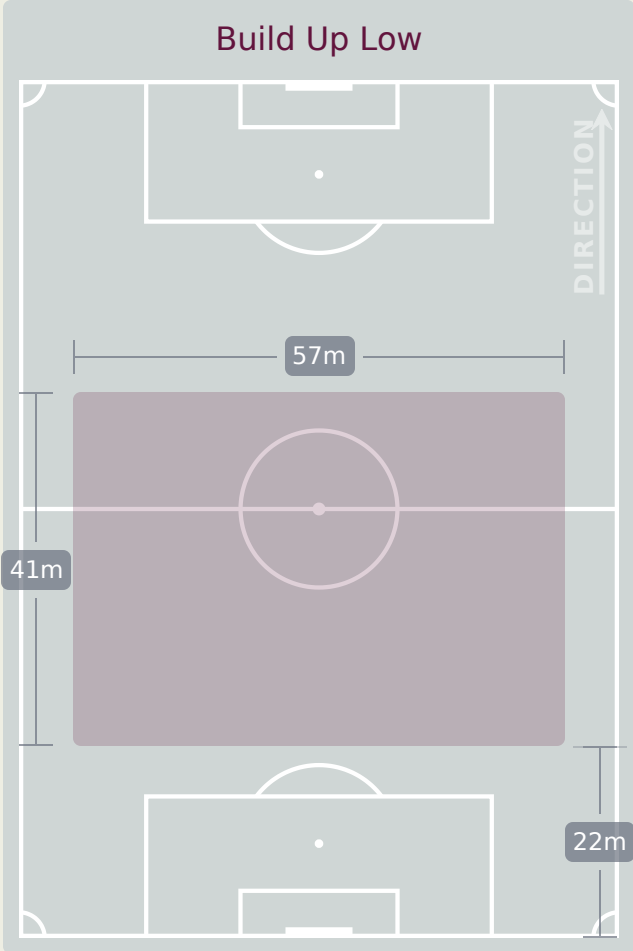
IN POSSESSION



Senegal v Japan

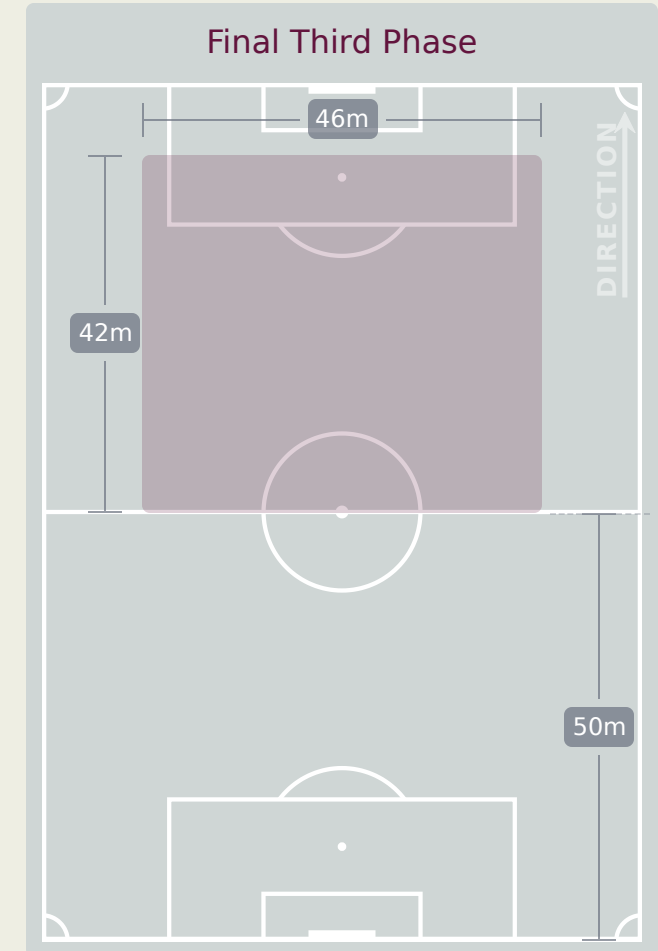
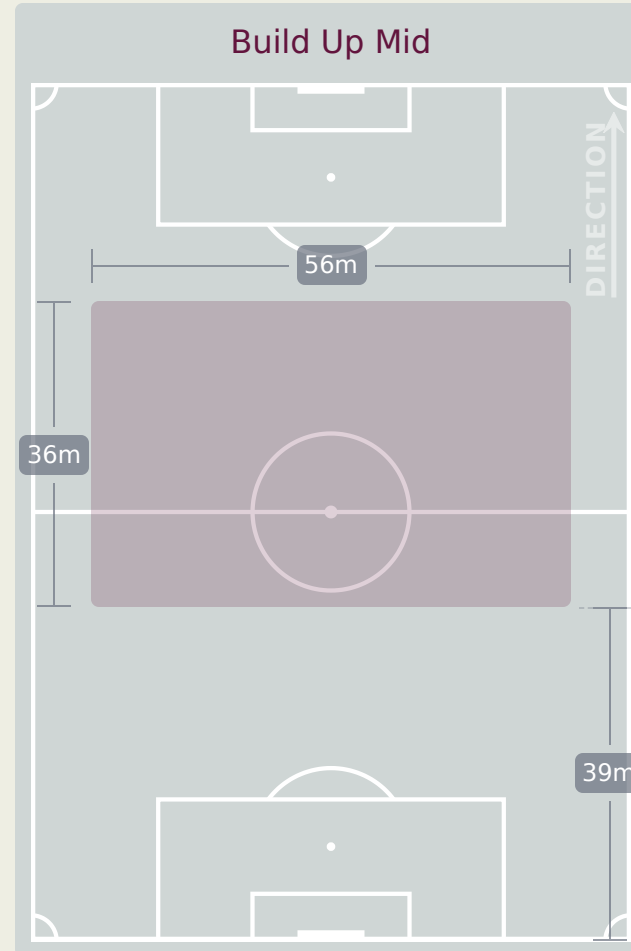
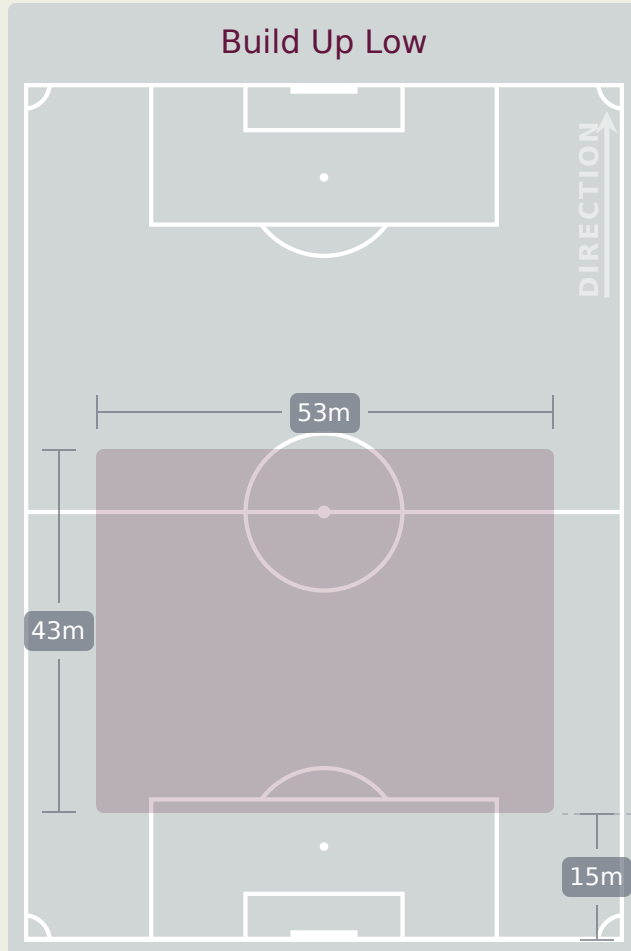


In Possession Line Height & Team Length





In Possession Line Height & Team Length



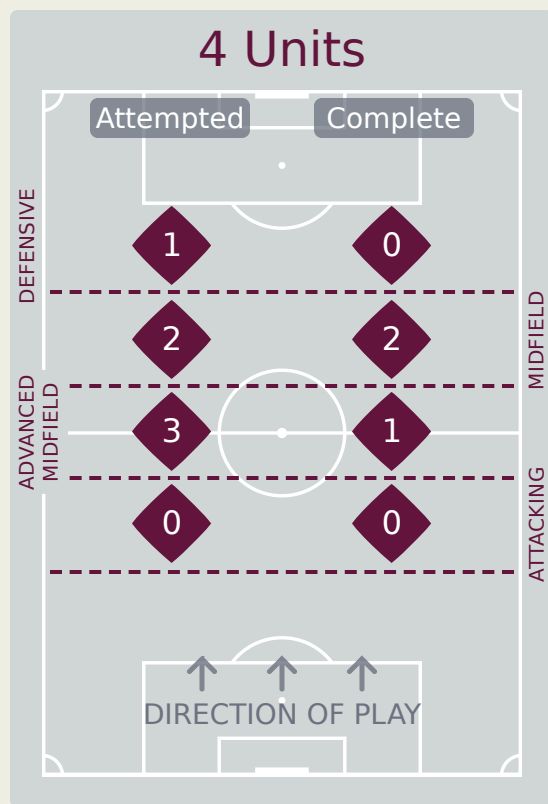
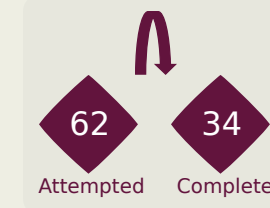
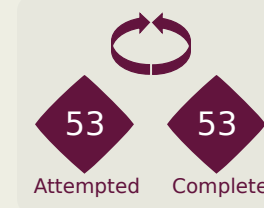
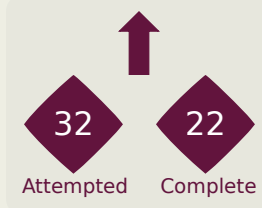
Line Breaks



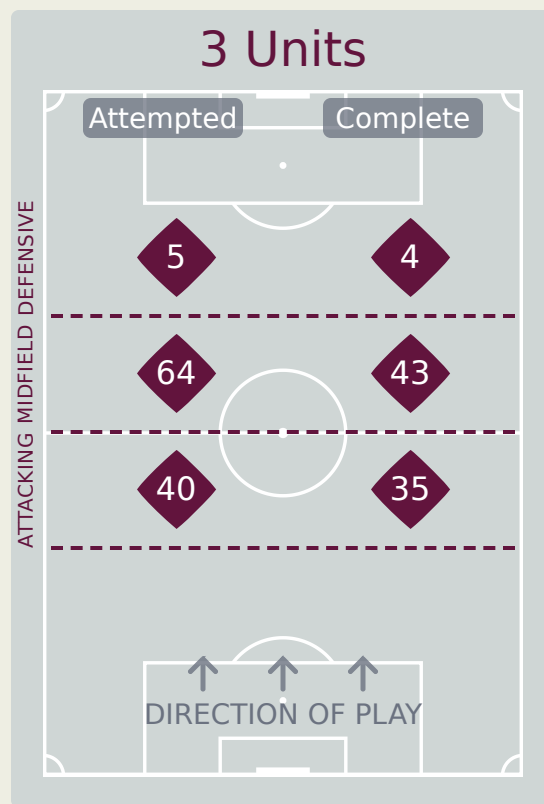
Senegal

Attempted Line Breaks

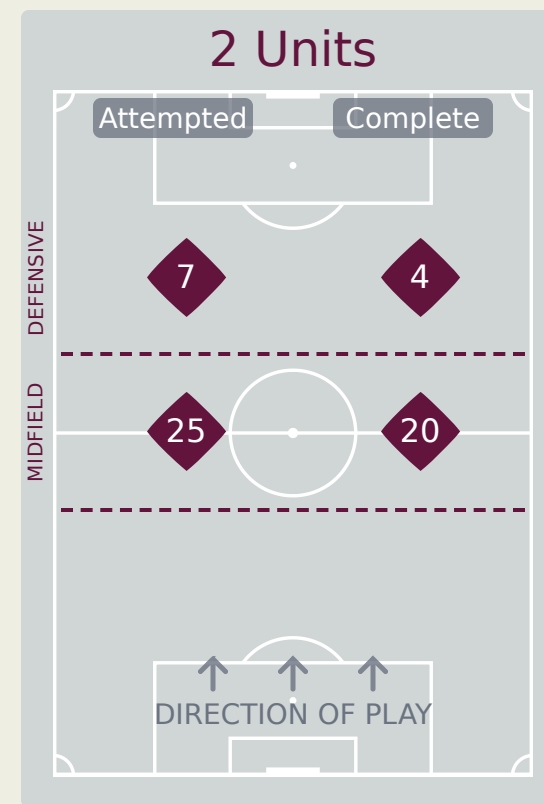
147



Attempted Line Breaks	6
Inside Shape	4
Outside Shape	2



Attempted Line Breaks	109
Inside Shape	57
Outside Shape	52



Attempted Line Breaks	32
Inside Shape	21
Outside Shape	11

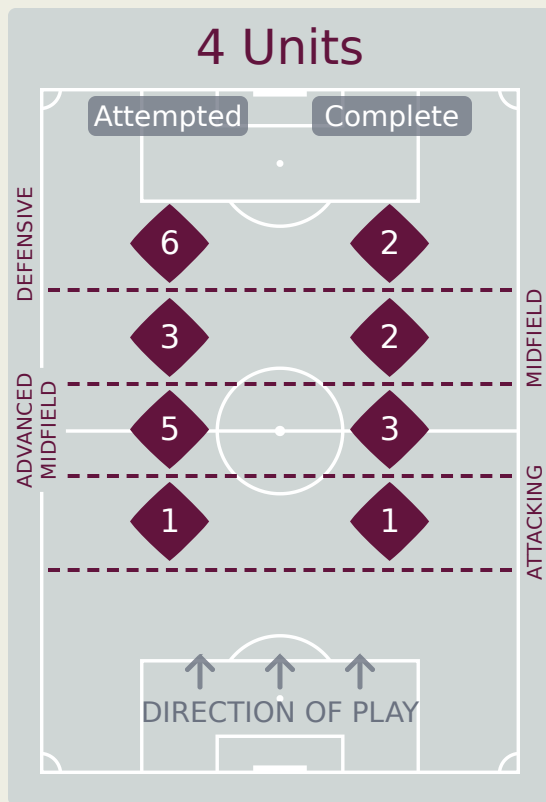
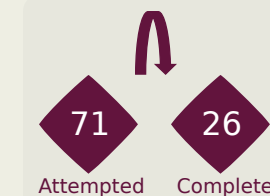
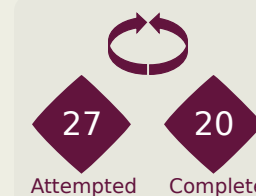
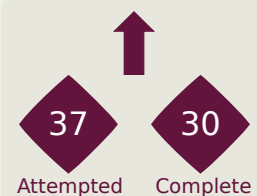
Line Breaks



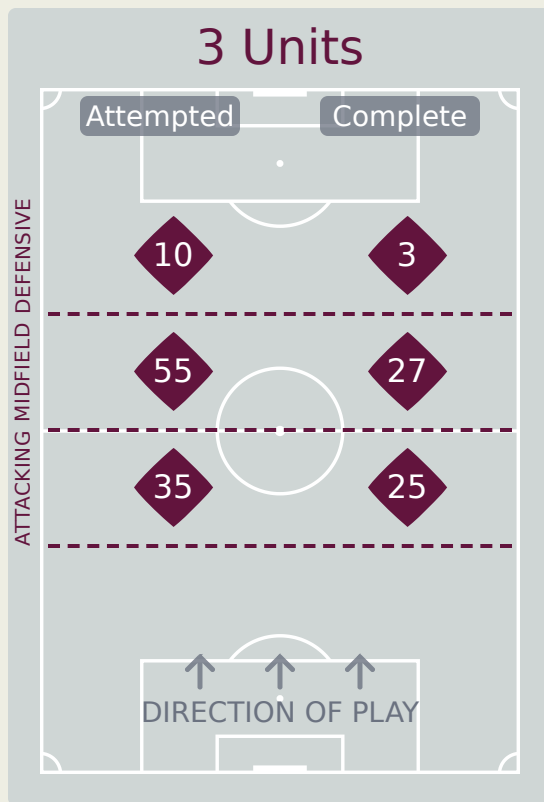
Japan

Attempted Line Breaks

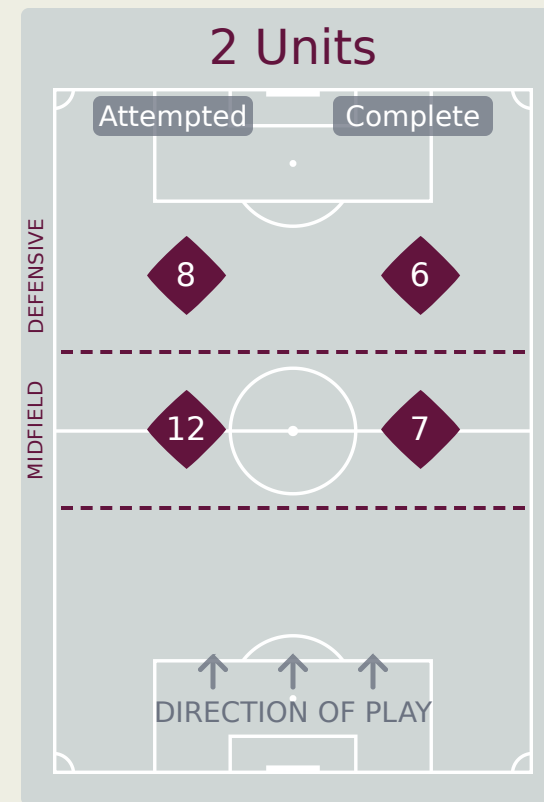
135



Attempted Line Breaks	15
Inside Shape	6
Outside Shape	9



Attempted Line Breaks	100
Inside Shape	73
Outside Shape	27



Attempted Line Breaks	20
Inside Shape	12
Outside Shape	8

Japan



Line Breaks

					4 Units				3 Units			2 Units		Direction			Distribution Type		
#	Player	Line Breaks Attempted	Line Breaks Completed	Line Break Completion %	Attacking Line	Attacking Midfield Line	Midfield Line	Defensive Line	Attacking Line	Midfield Line	Defensive Line	Midfield Line	Defensive Line	Through	Around	Over	Pass	Cross	Ball Progression
1	GOTO Wataru	26	8	30%	0	1	2	0	5	13	3	2	0	0	0	26	26	0	0
3	KOSUGI Keita	23	15	65%	0	2	1	1	7	8	0	3	1	6	4	13	23	0	0
4	TSUCHIYA Kaito	10	7	70%	1	1	0	0	3	4	1	0	0	2	2	6	10	0	0
5	HONDA Kotaro	13	9	69%	0	0	0	0	11	2	0	0	0	3	8	2	13	0	0
7	NAKAJIMA Yotaro	15	10	66%	0	0	0	1	1	8	1	2	2	7	3	5	11	0	4
8	YADA Ryunosuke	5	3	60%	0	0	0	0	1	3	0	1	0	3	1	1	5	0	0
10	SATO Ryunosuke	7	3	42%	0	0	0	1	2	2	1	1	0	1	2	4	5	0	2
13	YOSHINAGA Yumeki	12	6	50%	0	1	0	2	0	3	2	2	2	4	1	7	7	4	1
15	TOKUDA Homare	4	2	50%	0	0	0	1	0	2	0	0	1	3	0	1	4	0	0
16	INOUE Alen	2	1	50%	0	0	0	0	0	1	1	0	0	1	1	0	1	1	0
17	SHIBATA Shotaro	9	7	77%	0	0	0	0	4	4	0	1	0	5	1	3	9	0	0
2	MATSUMOTO Haruto	4	3	75%	0	0	0	0	1	1	0	0	2	1	1	2	3	0	1
6	YAMAMOTO Joi	0	0	0%	0	0	0	0	0	0	0	0	0	0	0	0	0	0	0
9	MICHIWAKI Yutaka	0	0	0%	0	0	0	0	0	0	0	0	0	0	0	0	0	0	0
11	TAKAOKA Rento	3	1	33%	0	0	0	0	0	2	1	0	0	0	2	1	3	0	0
20	KAWAMURA Gakuto	2	1	50%	0	0	0	0	0	2	0	0	0	1	1	0	2	0	0

Passing Networks



#	Passes From ↓ to →	DIOUF Serigne	DIANDY Clayton	DIALLO Mamadou	FAYE Saliou	DIOUF Amara	LIMA Guy	TOURE Alpha	DORIVAL Pierre	GNING Mamadou	DIALLO Ibrahima	GUEYE Idrissa	MBOUP Macoura	DIONG Daouda	DIEME Yaya	SADIO Lamine	SAWANE Mamadou
1	DIOUF Serigne	0	1	1	0	1	2	3	0	0	0	0	0	0	0	0	0
2	DIANDY Clayton	0	0	0	2	1	0	6	3	2	0	3	0	0	1	0	0
3	DIALLO Mamadou	1	0	0	0	0	25	22	3	1	3	1	2	1	1	1	0
8	FAYE Saliou	0	4	2	0	1	0	1	3	1	0	2	0	0	0	0	0
10	DIOUF Amara	0	0	0	0	0	0	2	1	1	0	0	0	0	0	0	0
12	LIMA Guy	1	0	30	1	0	0	1	4	8	16	1	1	5	0	0	1
13	TOURE Alpha	0	15	9	1	2	3	0	4	12	1	2	1	1	3	0	1
14	DORIVAL Pierre	0	1	0	1	0	2	10	0	9	3	0	0	4	1	0	0
15	GNING Mamadou	1	6	3	4	1	7	4	2	0	11	5	0	3	5	3	1
17	DIALLO Ibrahima	0	0	4	0	0	14	0	1	7	0	2	2	6	8	3	0
19	GUEYE Idrissa	0	2	1	3	0	0	2	0	4	0	0	0	2	1	0	0
16	MBOUP Macoura	0	0	6	0	0	3	5	0	2	0	0	0	0	0	1	0
6	DIONG Daouda	0	0	8	0	0	4	0	2	1	5	1	0	0	2	4	0
7	DIEME Yaya	0	0	0	0	0	2	1	2	5	3	1	0	1	0	0	0
11	SADIO Lamine	0	0	1	0	0	0	1	0	3	5	0	0	3	0	0	0
18	SAWANE Mamadou	0	0	0	0	0	0	1	0	0	0	1	0	1	1	1	0

Top 5 Player to Player Passers

Player	Passed To	% of Total Team Passes
LIMA Guy	DIALLO Mamadou	6.6%
DIALLO Mamadou	LIMA Guy	5.5%
DIALLO Mamadou	TOURE Alpha	4.8%
LIMA Guy	DIALLO Ibrahima	3.5%
TOURE Alpha	DIANDY Clayton	3.3%

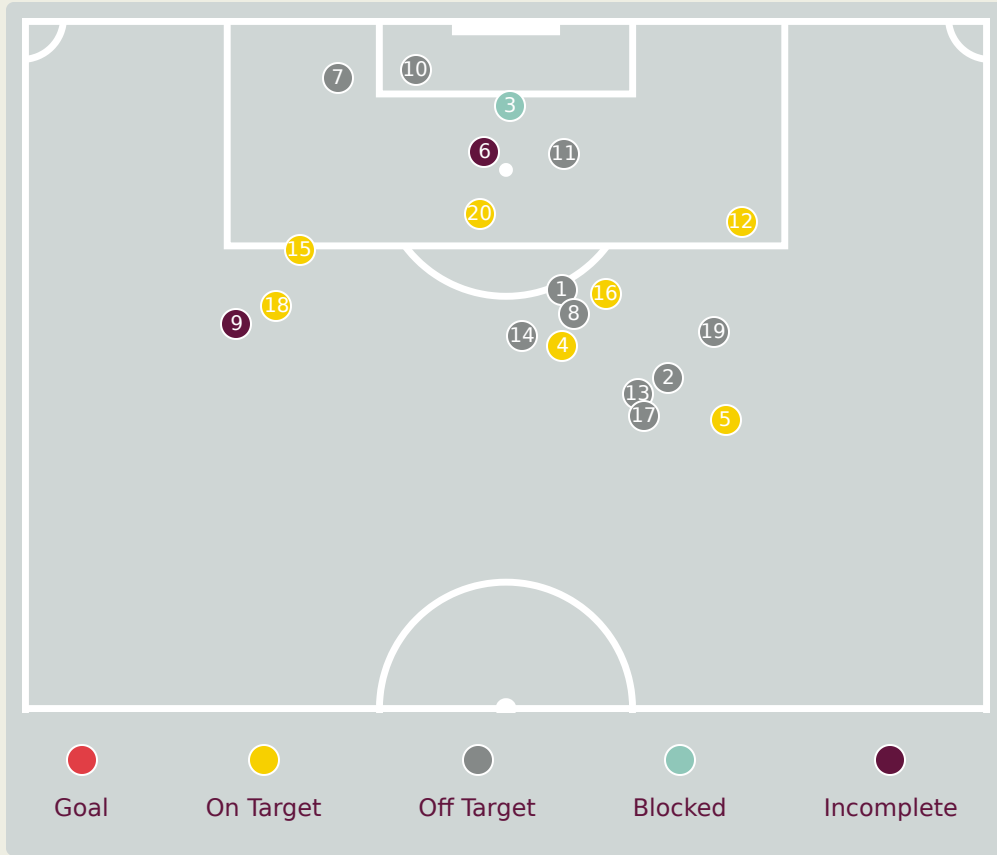







Passing Networks

#	Passes From ↓ to →	GOTO Wataru	KOSUGI Keita	TSUCHIYA Kaito	HONDA Kotaro	NAKAJIMA Yotaro	YADA Ryunosuke	SATO Ryunosuke	YOSHINAGA Yumeki	TOKUDA Homare	INOUE Alen	SHIBATA Shotaro	MATSUMOTO Haruto	YAMAMOTO Joi	MICHIWAKI Yutaka	TAKAOKA Rento	KAWAMURA Gakuto
1	GOTO Wataru	0	0	4	1	1	0	0	0	2	0	0	0	0	0	0	0
3	KOSUGI Keita	0	0	7	0	3	1	2	10	0	3	0	0	1	0	1	1
4	TSUCHIYA Kaito	0	6	0	12	0	1	1	3	1	1	1	0	1	0	0	1
5	HONDA Kotaro	2	0	7	0	1	4	3	0	0	0	5	0	0	0	0	0
7	NAKAJIMA Yotaro	1	2	1	3	0	2	2	3	2	2	0	0	0	0	1	0
8	YADA Ryunosuke	0	2	1	1	4	0	5	1	1	2	3	0	0	0	0	0
10	SATO Ryunosuke	1	2	2	2	1	0	0	2	1	1	7	1	0	0	0	0
13	YOSHINAGA Yumeki	1	8	1	0	3	0	4	0	2	1	0	0	2	0	0	0
15	TOKUDA Homare	0	0	0	0	1	1	2	1	0	2	0	0	0	0	0	0
16	INOUE Alen	0	0	1	0	0	3	1	4	1	0	0	0	0	0	1	0
17	SHIBATA Shotaro	2	0	0	3	0	2	5	0	0	2	0	0	2	0	2	0
2	MATSUMOTO Haruto	0	0	0	0	0	0	0	0	0	0	1	0	0	0	0	0
6	YAMAMOTO Joi	0	1	1	1	0	0	3	0	0	1	1	1	0	0	0	0
9	MICHIWAKI Yutaka	0	0	1	0	0	0	0	0	0	0	1	0	0	0	0	0
11	TAKAOKA Rento	0	0	0	0	0	0	0	1	0	0	0	1	0	1	0	0
20	KAWAMURA Gakuto	0	2	0	0	0	0	0	0	0	0	0	0	0	0	1	0

Top 5 Player to Player Passers		
Player	Passed To	% of Total Team Passes
TSUCHIYA Kaito	HONDA Kotaro	5.4%
KOSUGI Keita	YOSHINAGA Yumeki	4.5%
YOSHINAGA Yumeki	KOSUGI Keita	3.6%
KOSUGI Keita	TSUCHIYA Kaito	3.2%
HONDA Kotaro	TSUCHIYA Kaito	3.2%

Attempts at Goal



Key	Outcome	Shots
	Goals	0
	On Target	7
	Off Target	10
	Blocked	1
	Incomplete	2

Attempts at Goal



Time	Player	Outcome	Body Part	Delivery Type
2	8 FAYE Saliou	Off Target	Left Foot	Loose Ball
4	12 LIMA Guy	Off Target	Right Foot	Ball Progression
6	8 FAYE Saliou	Incomplete - Blocked	Left Foot	Pass
11	8 FAYE Saliou	On Target - Saved	Left Foot	Loose Ball
14	10 DIOUF Amara	On Target - Saved	Right Foot	Pass
20	19 GUEYE Idrissa	Incomplete - Player On Ball Error	Head	Loose Ball
20	8 FAYE Saliou	Off Target	Left Foot	Loose Ball
22	2 DIANDY Clayton	Off Target	Right Foot	Pass
38	2 DIANDY Clayton	Incomplete - Player On Ball Error	Right Foot	Ball Progression
41	8 FAYE Saliou	Deflected Off Target - Defensive Event	Left Foot	Cross
42	3 DIALLO Mamadou	Off Target	Head	Pass
45	19 GUEYE Idrissa	Deflected On Target - Saved	Left Foot	Loose Ball
46	13 TOURE Alpha	Off Target	Left Foot	Pass
47	15 GNING Mamadou	Off Target	Right Foot	Other
48	2 DIANDY Clayton	Deflected On Target - Saved	Right Foot	Pass
52	2 DIANDY Clayton	On Target - Saved	Right Foot	Other
76	6 DIONG Daouda	Off Target	Right Foot	Pass

Attempts at Goal

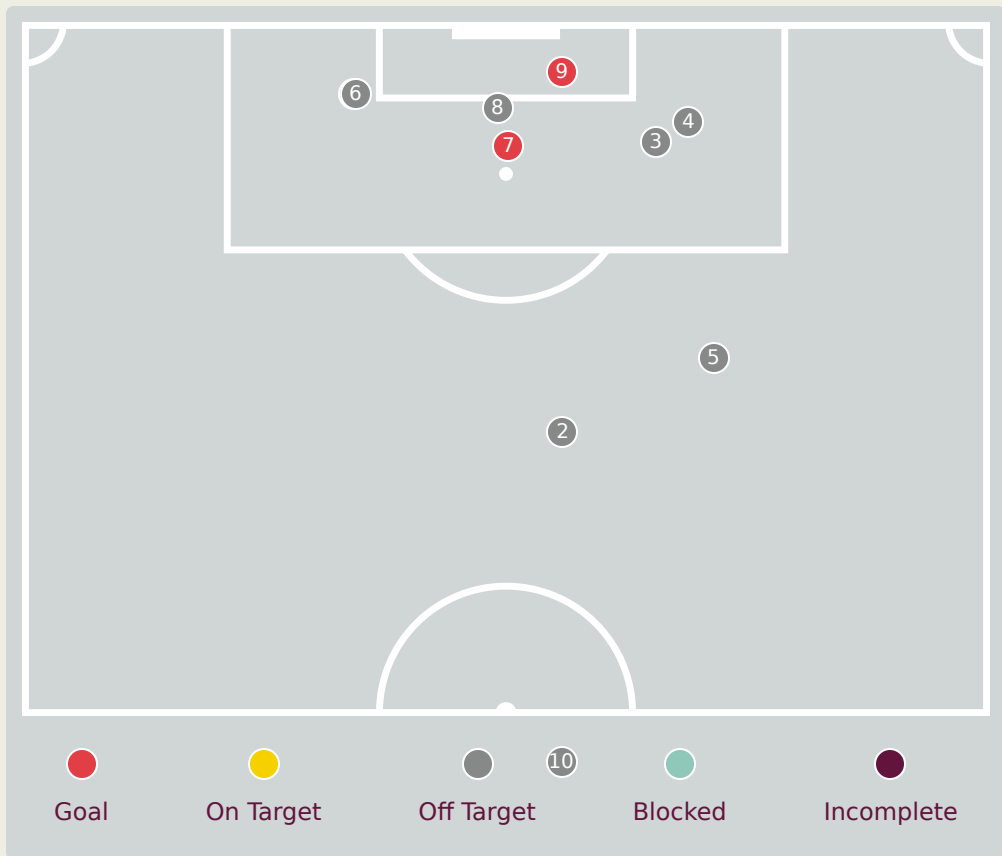


Time	Player	Outcome	Body Part	Delivery Type
79	7 DIEME Yaya	On Target - Saved	Left Foot	Pass
86	17 DIALLO Ibrahima	Off Target	Right Foot	Pass
88	6 DIONG Daouda	On Target - Saved	Right Foot	Pass

Japan



Attempts at Goal



Key	Outcome	Shots
●	Goals	2
●	On Target	0
●	Off Target	7
●	Blocked	1
●	Incomplete	0

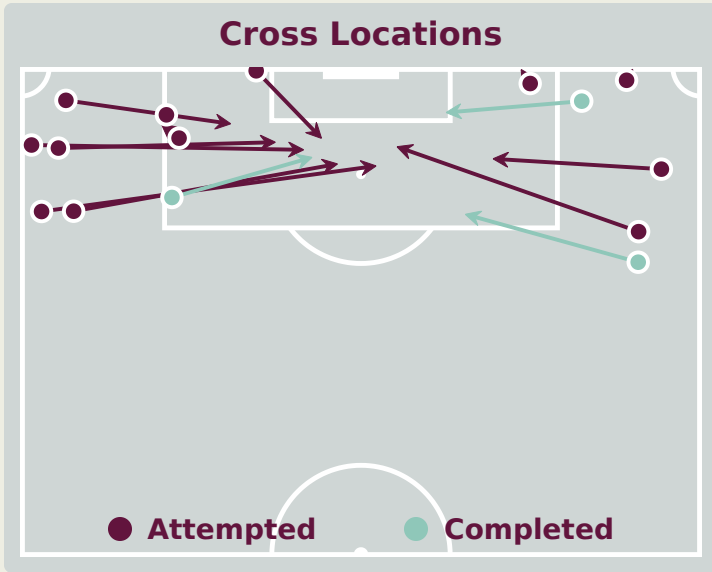
Attempts at Goal

Japan

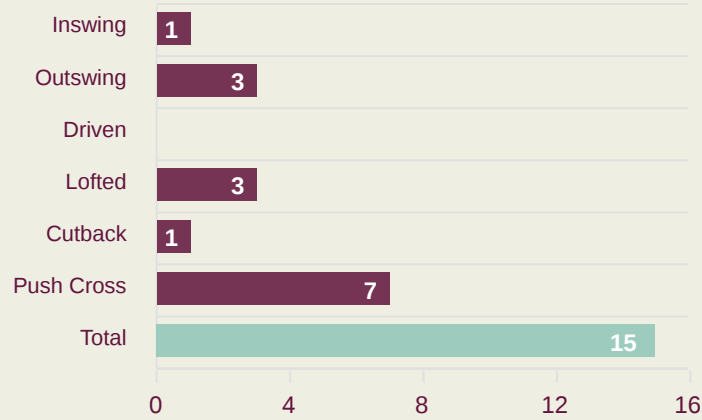


Time	Player	Outcome	Body Part	Delivery Type
8	7 NAKAJIMA Yotaro	Incomplete - Blocked	Right Foot	Ball Progression
32	10 SATO Ryunosuke	Off Target	Right Foot	Pass
40	15 TOKUDA Homare	Deflected Off Target - Defensive Event	Right Foot	Ball Progression
44	10 SATO Ryunosuke	Deflected Off Target - Defensive Event	Right Foot	Pass
49	16 INOUE Akeno	Off Target	Right Foot	Pass
58	4 TSUCHIYA Kaito	Off Target	Right Foot	Corner
61	11 TAKAOKA Rento	On Target - Goal	Head	Cross
67	11 TAKAOKA Rento	Off Target	Head	Cross
71	11 TAKAOKA Rento	On Target - Goal	Right Foot	Tackle
78	11 TAKAOKA Rento	Off Target - Saved	Right Foot	Pass

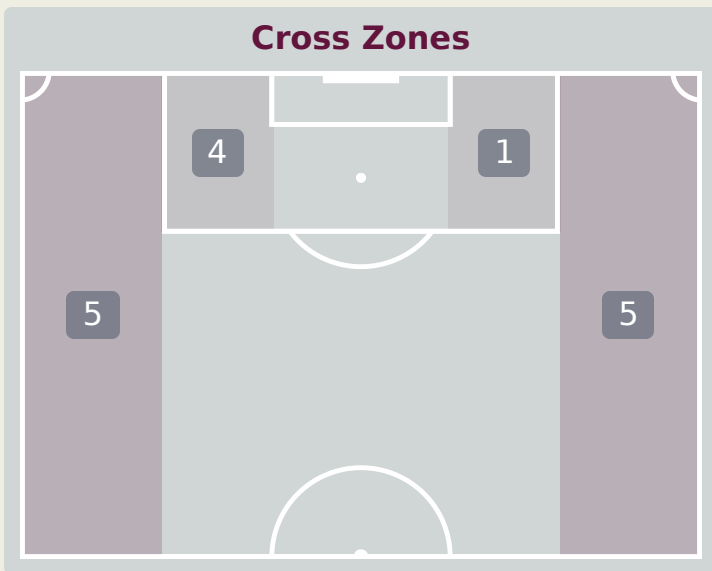
Crosses (Open Play)



Delivery Type



#	Player	Inswing	Outswing	Driven	Lofted	Cutback	Push Cross	Total Attempted
1	DIOUF Serigne	0	0	0	0	0	0	0
2	DIANDY Clayton	1	0	0	0	0	1	2
3	DIALLO Mamadou	0	0	0	0	0	0	0
8	FAYE Saliou	0	0	0	0	0	0	0
10	DIOUF Amara	0	0	0	2	0	0	2
12	LIMA Guy	0	0	0	0	0	0	0
13	TOURE Alpha	0	2	0	0	0	1	3
14	DORIVAL Pierre	0	0	0	0	0	0	0
15	GNING Mamadou	0	0	0	0	0	2	2
17	DIALLO Ibrahima	0	0	0	0	0	2	2
19	GUEYE Idrissa	0	0	0	0	1	1	2
16	MBOUP Macoura	0	0	0	0	0	0	0
6	DIONG Daouda	0	0	0	0	0	0	0
7	DIEME Yaya	0	1	0	1	0	0	2
11	SADIO Lamine	0	0	0	0	0	0	0
18	SAWANE Mamadou	0	0	0	0	0	0	0



Attempted

15

Completed

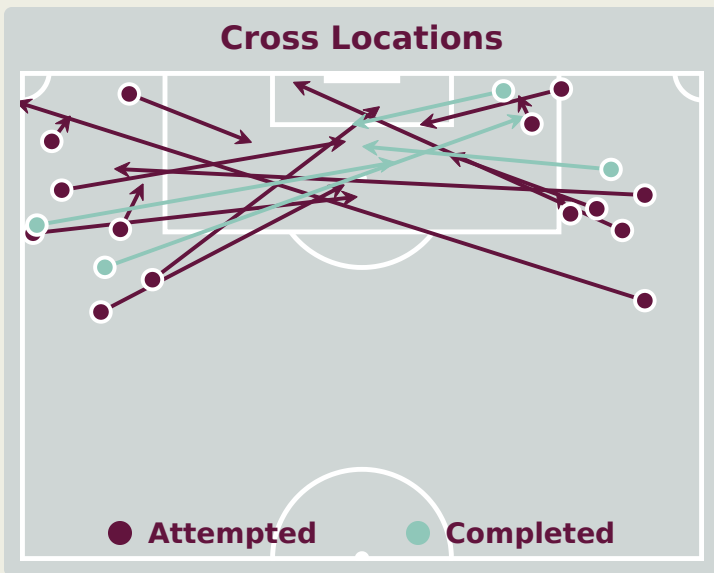
3

Most Crosses Attempted

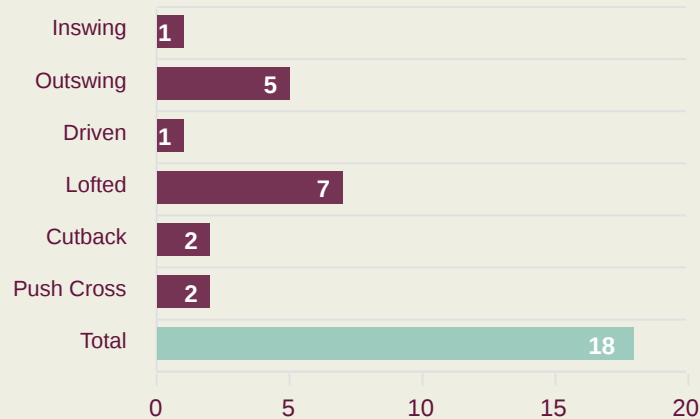
3

TOURE Alpha
LEFT BACK

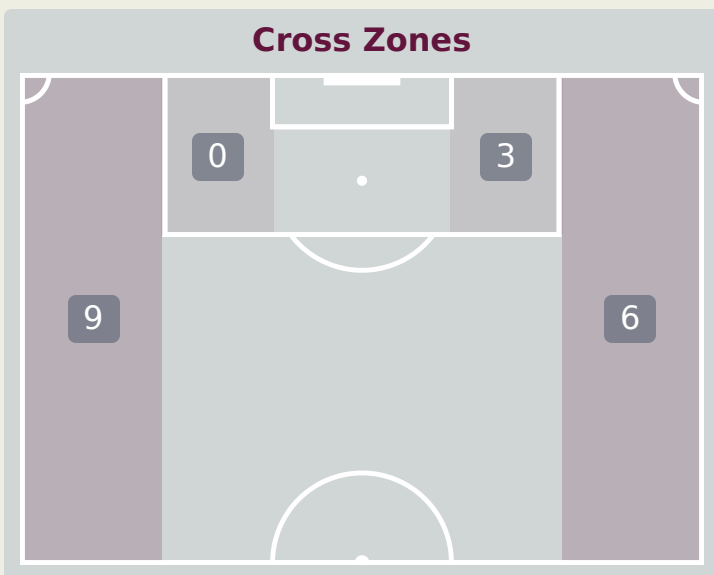
Crosses (Open Play)



Delivery Type



#	Player	Inswing	Outswing	Driven	Lofted	Cutback	Push Cross	Total Attempted
1	GOTO Wataru	0	0	0	0	0	0	0
3	KOSUGI Keita	0	0	0	0	0	0	0
4	TSUCHIYA Kaito	0	0	0	0	0	0	0
5	HONDA Kotaro	0	0	0	0	0	0	0
7	NAKAJIMA Yotaro	0	0	0	0	0	0	0
8	YADA Ryunosuke	0	0	0	0	0	0	0
10	SATO Ryunosuke	0	1	0	2	1	2	6
13	YOSHINAGA Yumeki	1	4	0	3	1	0	9
15	TOKUDA Homare	0	0	0	0	0	0	0
16	INOUE Alen	0	0	1	0	0	0	1
17	SHIBATA Shotaro	0	0	0	2	0	0	2
2	MATSUMOTO Haruto	0	0	0	0	0	0	0
6	YAMAMOTO Joi	0	0	0	0	0	0	0
9	MICHIWAKI Yutaka	0	0	0	0	0	0	0
11	TAKAOKA Rento	0	0	0	0	0	0	0
20	KAWAMURA Gakuto	0	0	0	0	0	0	0



Attempted

18

Completed

4

Most Crosses Attempted

9

YOSHINAGA Yumeki
LEFT MIDFIELD

Offering to Receive

277
Total Offers Made

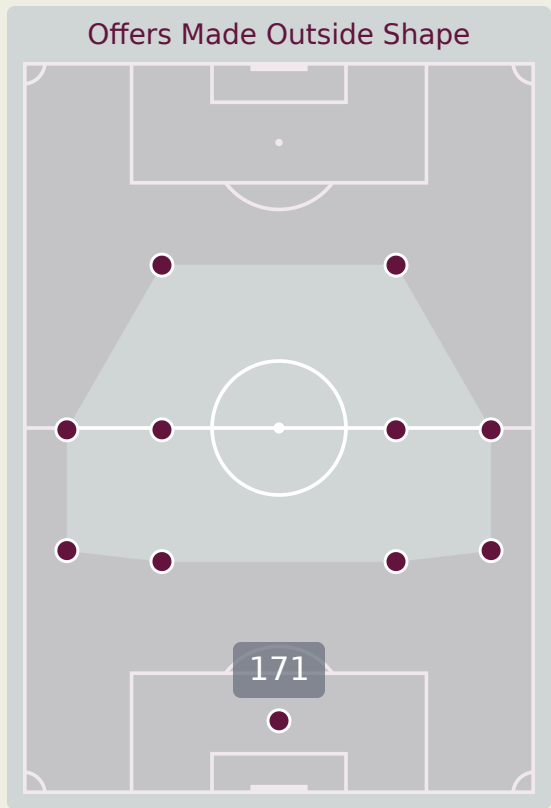
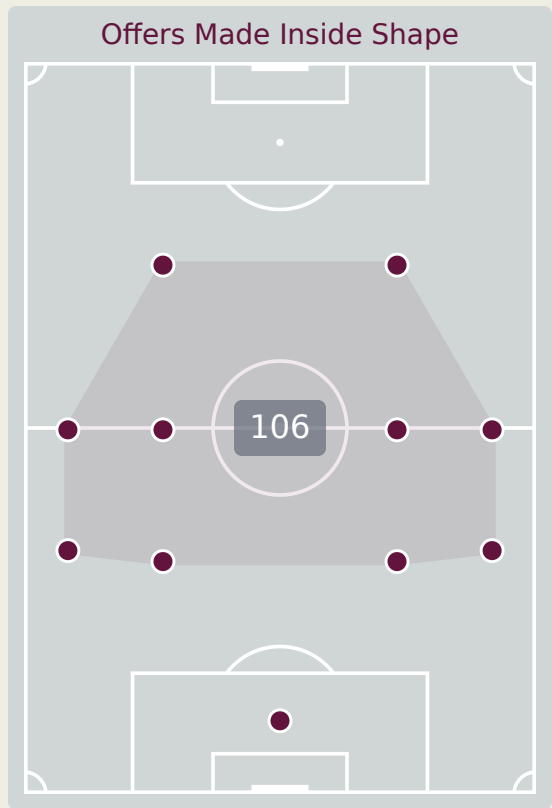
97
Total Offers Received

Most Offers
68
DIANDY Clayton
ATTACKING MIDFIELD LEFT

138
Offers Made in Final Third

120
Offers Made in Middle Third

19
Offers Made in Defensive Third



#	Player	Offers Made	Offers Received	% Made & Received
1	DIOUF Serigne	0	0	0%
2	DIANDY Clayton	68	24	35.3%
3	DIALLO Mamadou	11	8	72.7%
8	FAYE Saliou	16	5	31.2%
10	DIOUF Amara	14	4	28.6%
12	LIMA Guy	1	1	100%
13	TOURE Alpha	11	3	27.3%
14	DORIVAL Pierre	29	6	20.7%
15	GNING Mamadou	18	6	33.3%
17	DIALLO Ibrahima	29	16	55.2%
19	GUEYE Idrissa	12	4	33.3%
16	MBOUP Macoura	3	1	33.3%
6	DIONG Daouda	15	2	13.3%
7	DIEME Yaya	27	10	37%
11	SADIO Lamine	17	6	35.3%
18	SAWANE Mamadou	6	1	16.7%

Japan



Offering to Receive

223

Total Offers Made

64

Total Offers Received

Most Offers

46

SATO Ryunosuke
RIGHT MIDFIELD

83

Offers Made in Final Third

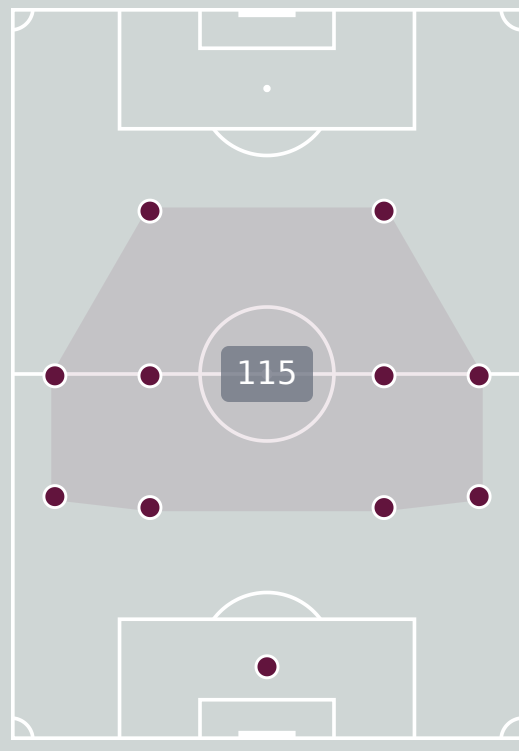
93

Offers Made in Middle Third

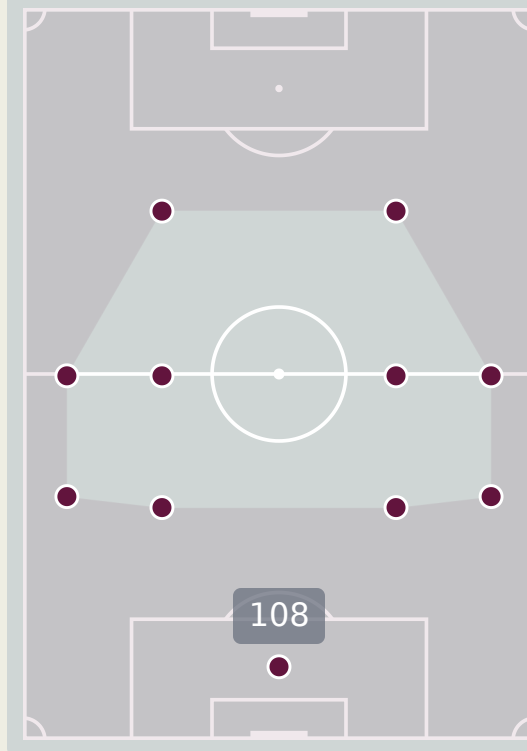
47

Offers Made in Defensive Third

Offers Made Inside Shape



Offers Made Outside Shape

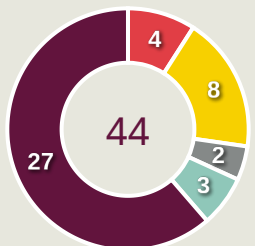


#	Player	Offers Made	Offers Received	% Made & Received
1	GOTO Wataru	1	0	0%
3	KOSUGI Keita	16	11	68.8%
4	TSUCHIYA Kaito	1	1	100%
5	HONDA Kotaro	7	1	14.3%
7	NAKAJIMA Yotaro	13	3	23.1%
8	YADA Ryunosuke	17	5	29.4%
10	SATO Ryunosuke	46	18	39.1%
13	YOSHINAGA Yumeki	9	3	33.3%
15	TOKUDA Homare	27	4	14.8%
16	INOUE Alen	25	4	16%
17	SHIBATA Shotaro	27	9	33.3%
2	MATSUMOTO Haruto	0	0	0%
6	YAMAMOTO Joi	18	3	16.7%
9	MICHIWAKI Yutaka	8	1	12.5%
11	TAKAOKA Rento	8	1	12.5%
20	KAWAMURA Gakuto	0	0	0%

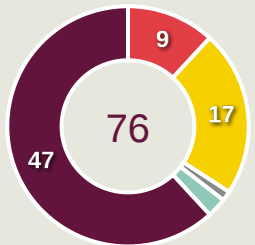
Movement to Receive

Movement Types by Phase

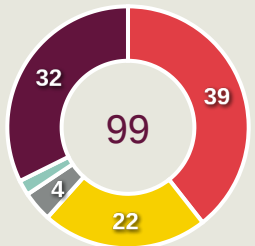
Final Third Phase



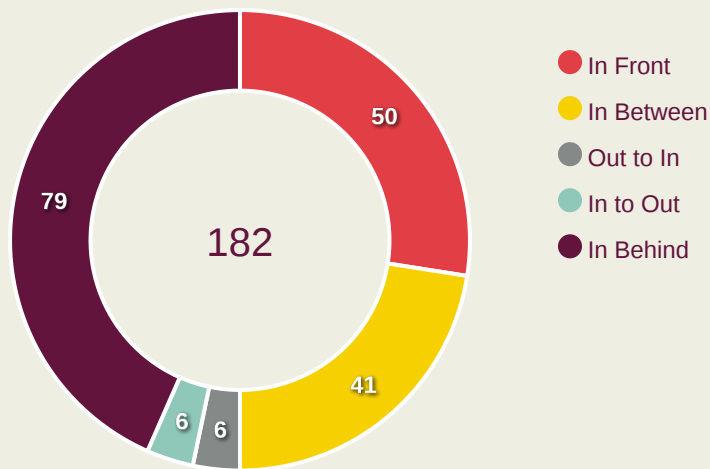
Progression Phase



Build Up Phase



All Movement Types

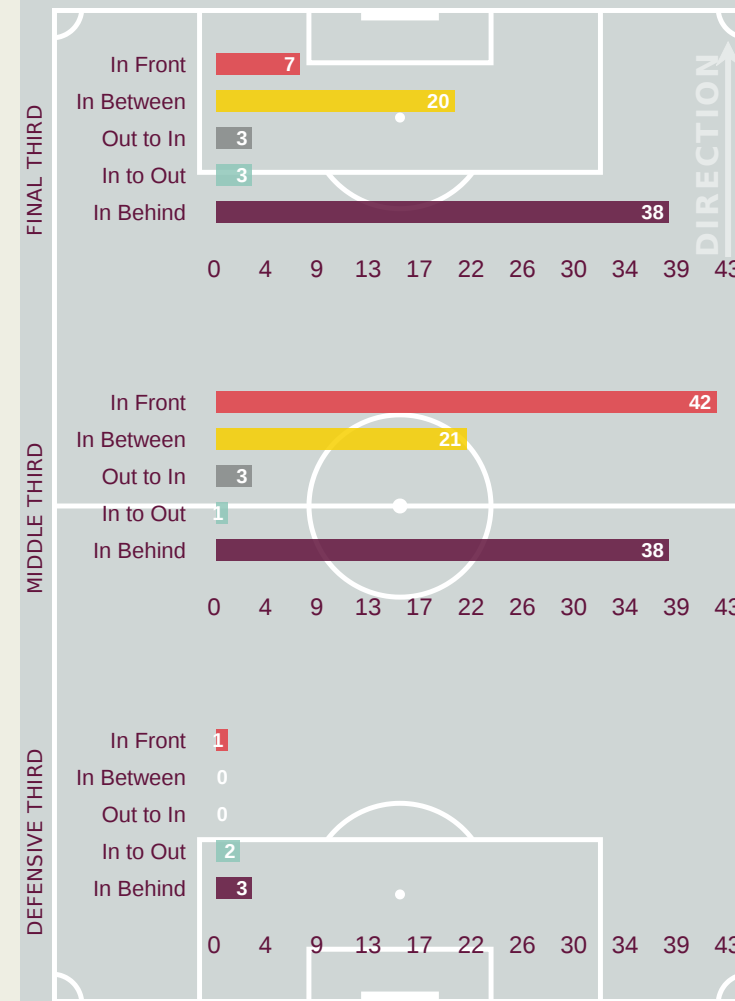


- In Front
- In Between
- Out to In
- In to Out
- In Behind

Top Ranked Players

Type	Player	Movements
In Front	14 DORIVAL Pierre	17
In Between	8 FAYE Saliou	10
Out to In	2 DIANDY Clayton	3
In to Out	7 DIEME Yaya	3
In Behind	2 DIANDY Clayton	22

Movement Types Pitch Third



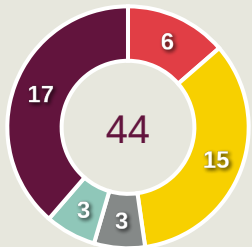
Japan



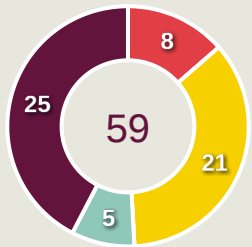
Movement to Receive

Movement Types by Phase

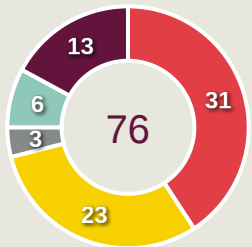
Final Third Phase



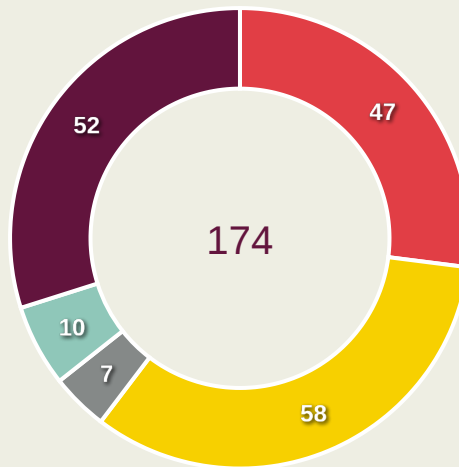
Progression Phase



Build Up Phase



All Movement Types

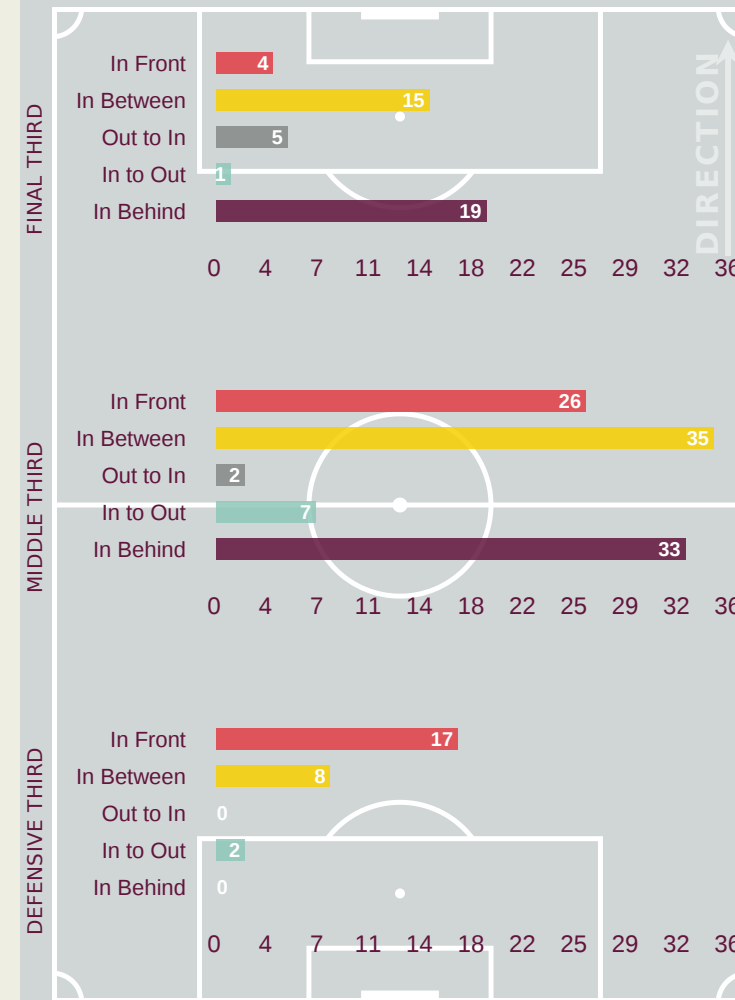


- In Front
- In Between
- Out to In
- In to Out
- In Behind

Top Ranked Players

Type	Player	Movements
In Front	6 YAMAMOTO Joi	9
In Between	15 TOKUDA Homare	17
Out to In	17 SHIBATA Shotaro	3
In to Out	16 INOUE Alen	4
In Behind	16 INOUE Alen	17

Movement Types Pitch Third



OUT OF POSSESSION



U-17 WORLD CUP
INDONESIA 2023



Senegal v Japan



Senegal



Defensive Actions

47

Forced Turnovers

42

Possession Regained

9

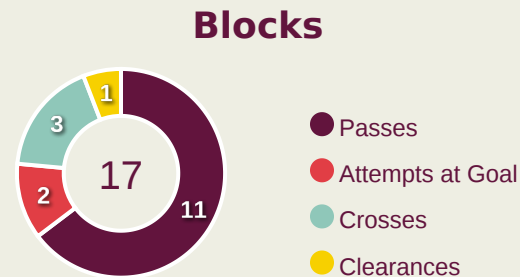
Interceptions

16

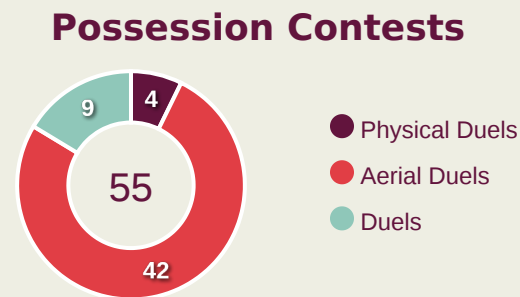
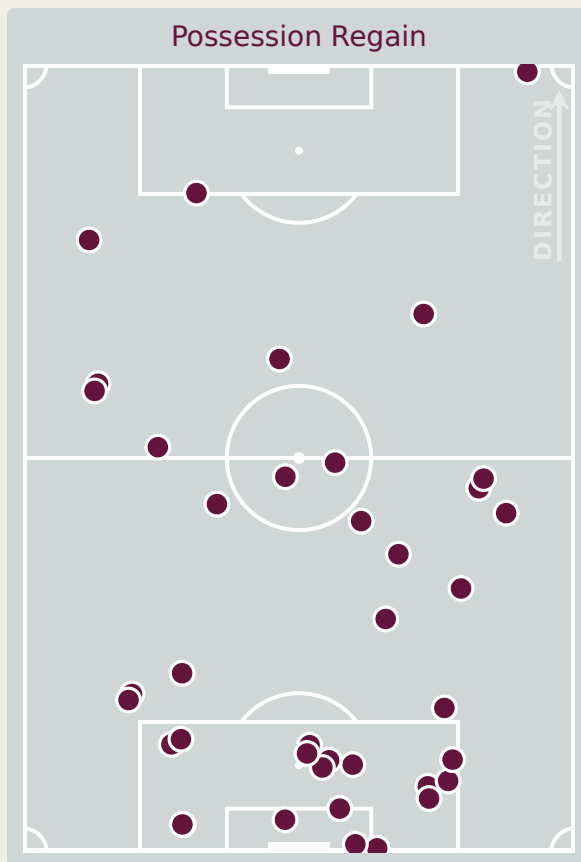
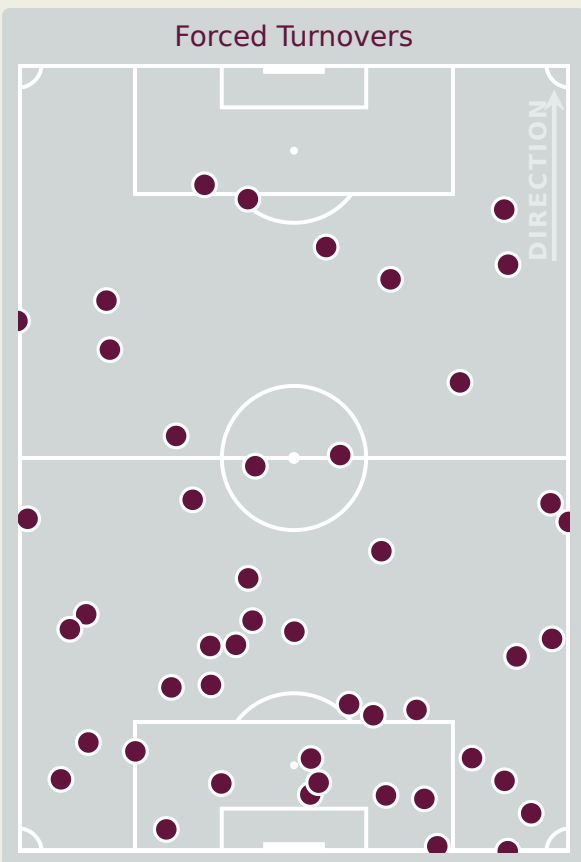
Tackles

6.58

Possession Actions / Defensive Action



#	Player	Total Possession Regains
1	DIOUF Serigne	5
2	DIANDY Clayton	0
3	DIALLO Mamadou	7
8	FAYE Saliou	2
10	DIOUF Amara	0
12	LIMA Guy	8
13	TOURE Alpha	5
14	DORIVAL Pierre	2
15	GNING Mamadou	1
17	DIALLO Ibrahima	4
19	GUEYE Idrissa	0
16	MBOUP Macoura	6
6	DIONG Daouda	1
7	DIEME Yaya	0
11	SADIO Lamine	0
18	SAWANE Mamadou	1



Most Possession Regains

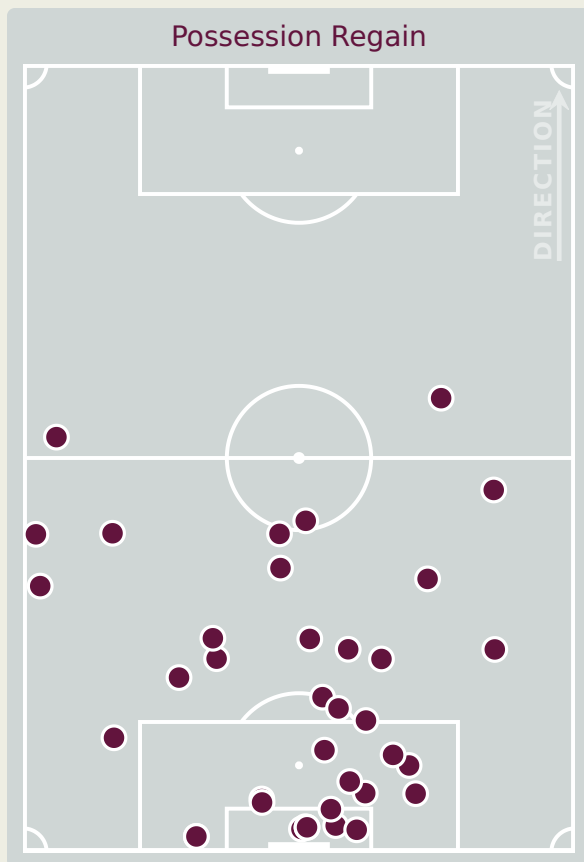
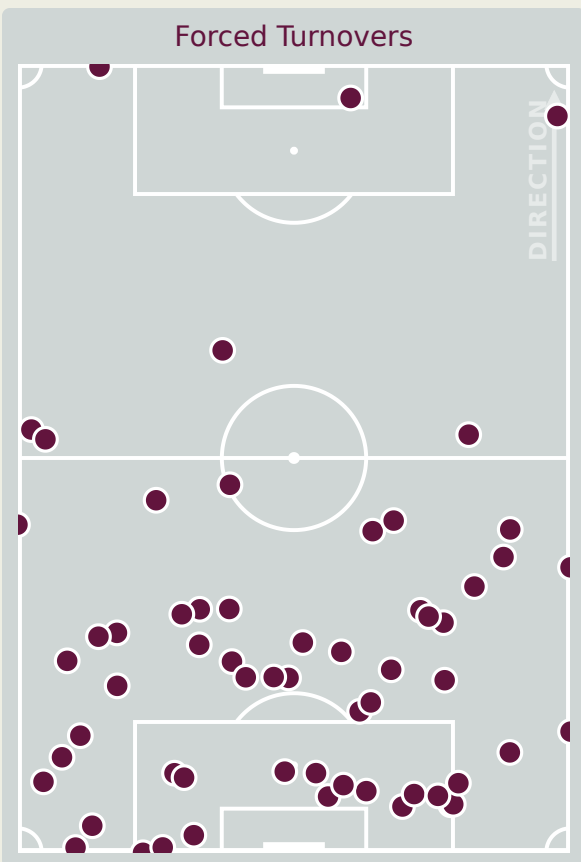
8

LIMA Guy
RIGHT CENTRE BACK

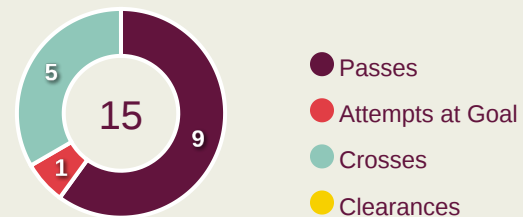
Japan



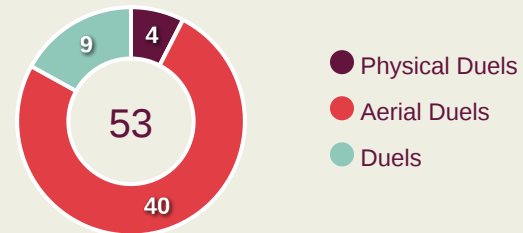
Defensive Actions



Blocks



Possession Contests



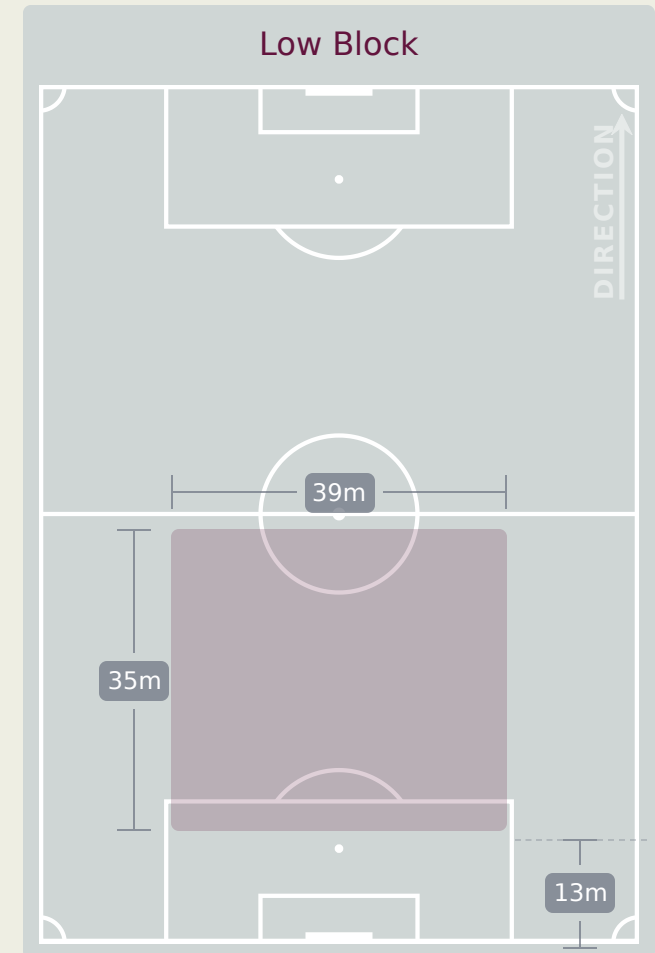
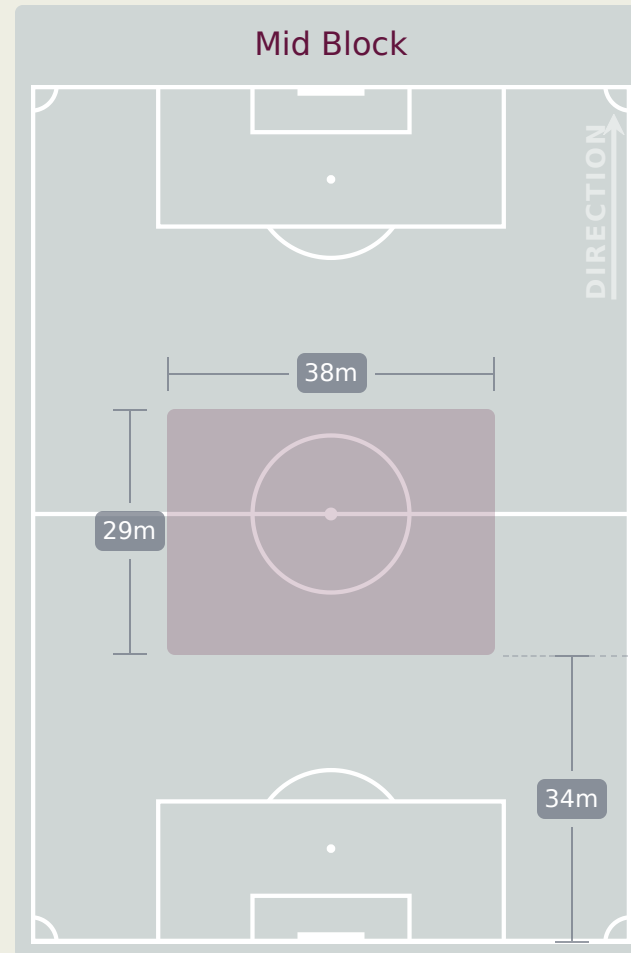
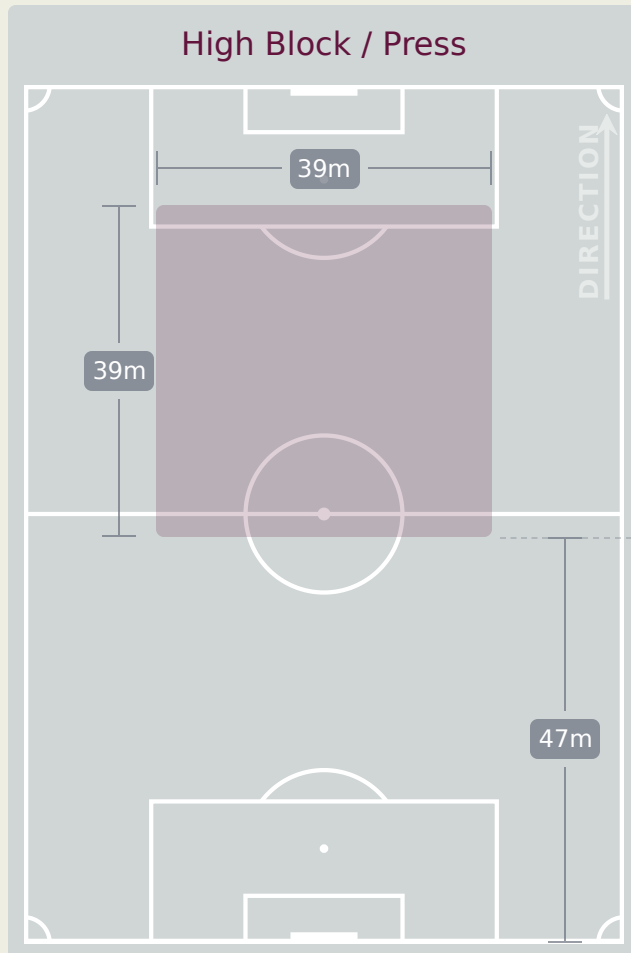
Most Possession Regains

10

GOTO Wataru
GOALKEEPER

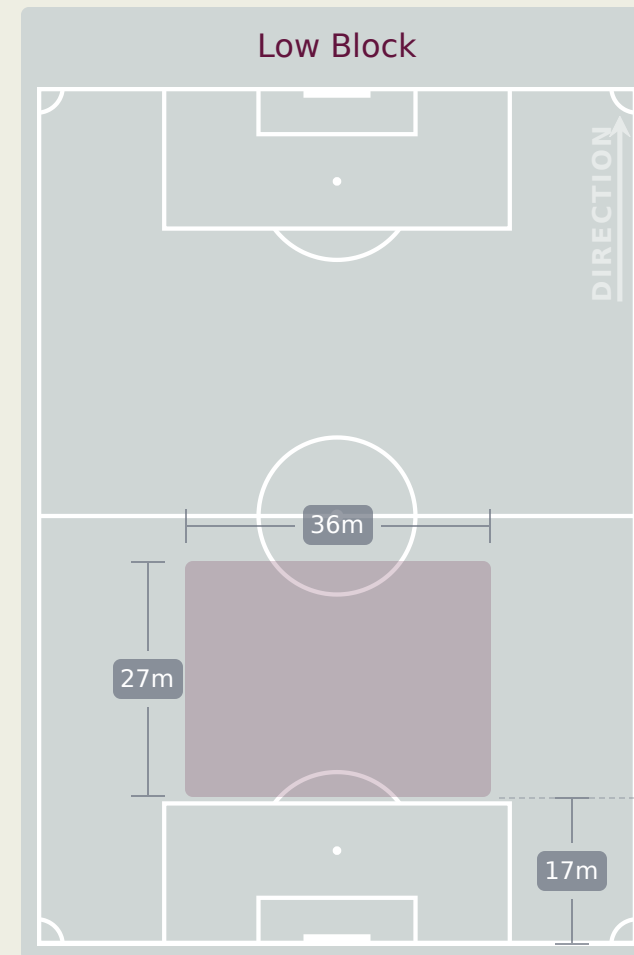
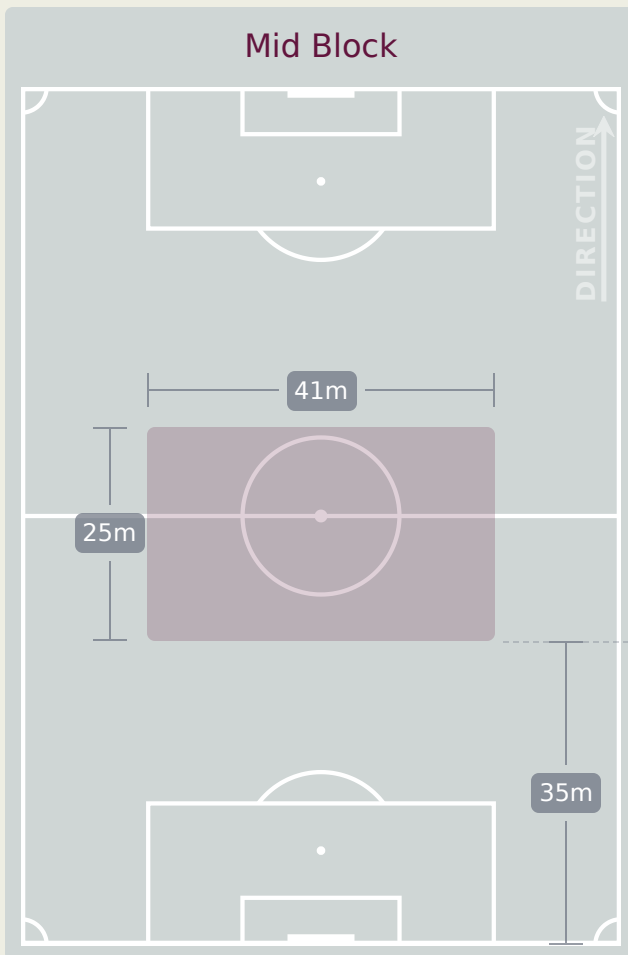
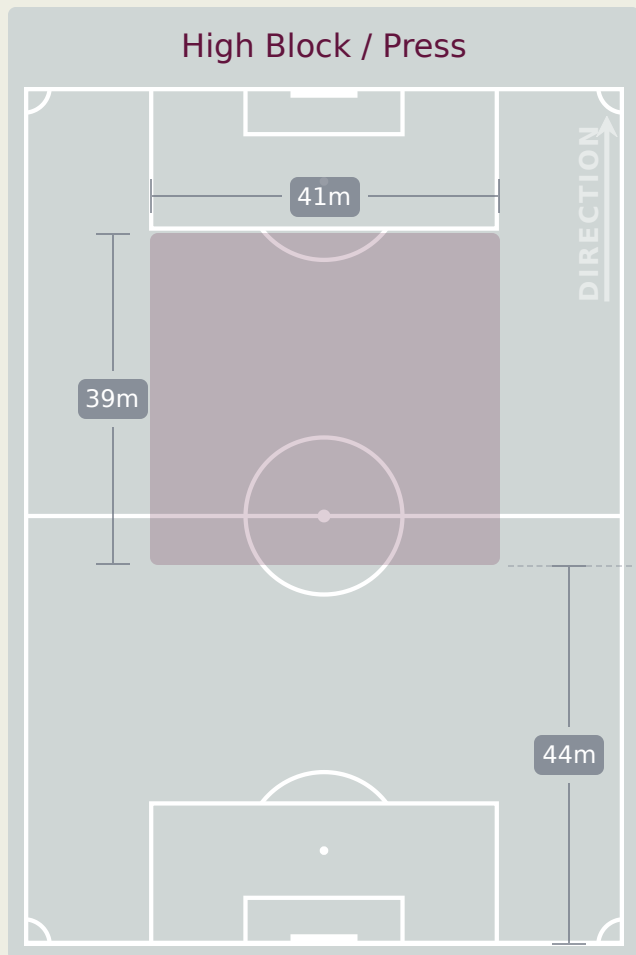
#	Player	Total Possession Regains
1	GOTO Wataru	10
3	KOSUGI Keita	3
4	TSUCHIYA Kaito	10
5	HONDA Kotaro	7
7	NAKAJIMA Yotaro	2
8	YADA Ryunosuke	2
10	SATO Ryunosuke	0
13	YOSHINAGA Yumeki	1
15	TOKUDA Homare	0
16	INOUE Alen	0
17	SHIBATA Shotaro	2
2	MATSUMOTO Haruto	2
6	YAMAMOTO Joi	2
9	MICHIWAKI Yutaka	0
11	TAKAOKA Rento	1
20	KAWAMURA Gakuto	0

Defensive Line Height & Team Length





Defensive Line Height & Team Length

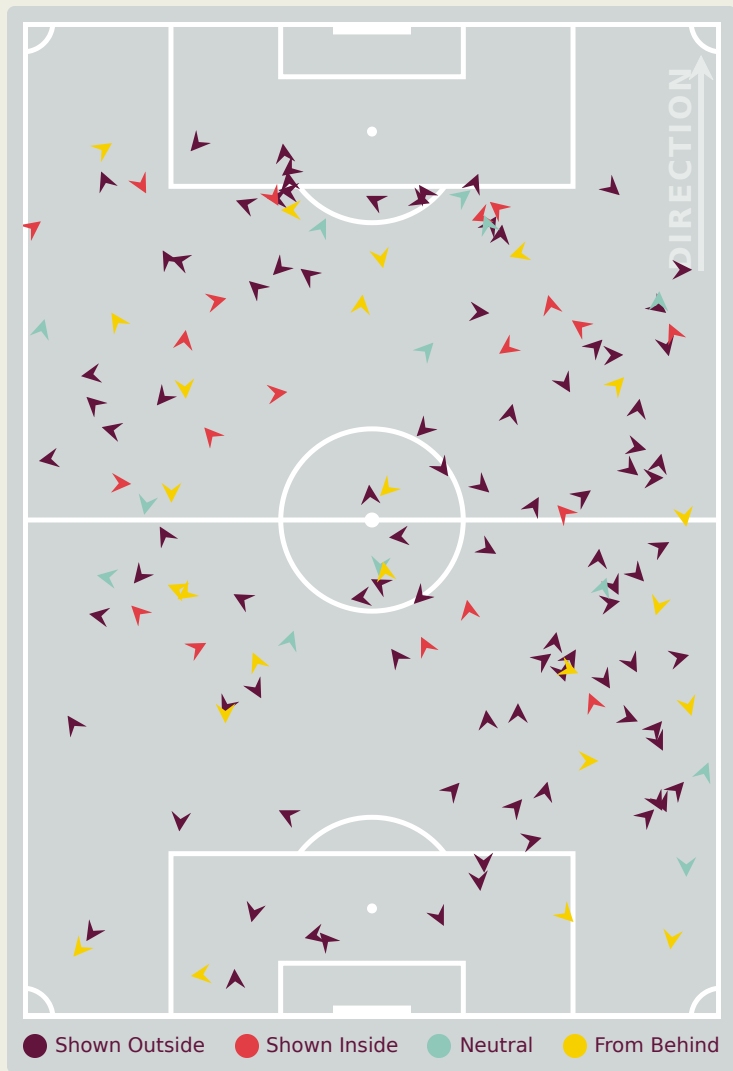


Defensive Pressure



Senegal

Japan



149	Total Pressures	276
23	Direct Pressures	65
1.34s	Avg Pressure Duration	1.66s
47	Forced Turnovers	60
8.05s	Ball Recovery Time	16.64s
60	Pushing on into Pressing	98
125	Pushing on	206
20	Pressing Direction Inside	38
92	Pressing Direction Outside	160

Most Direct Pressures

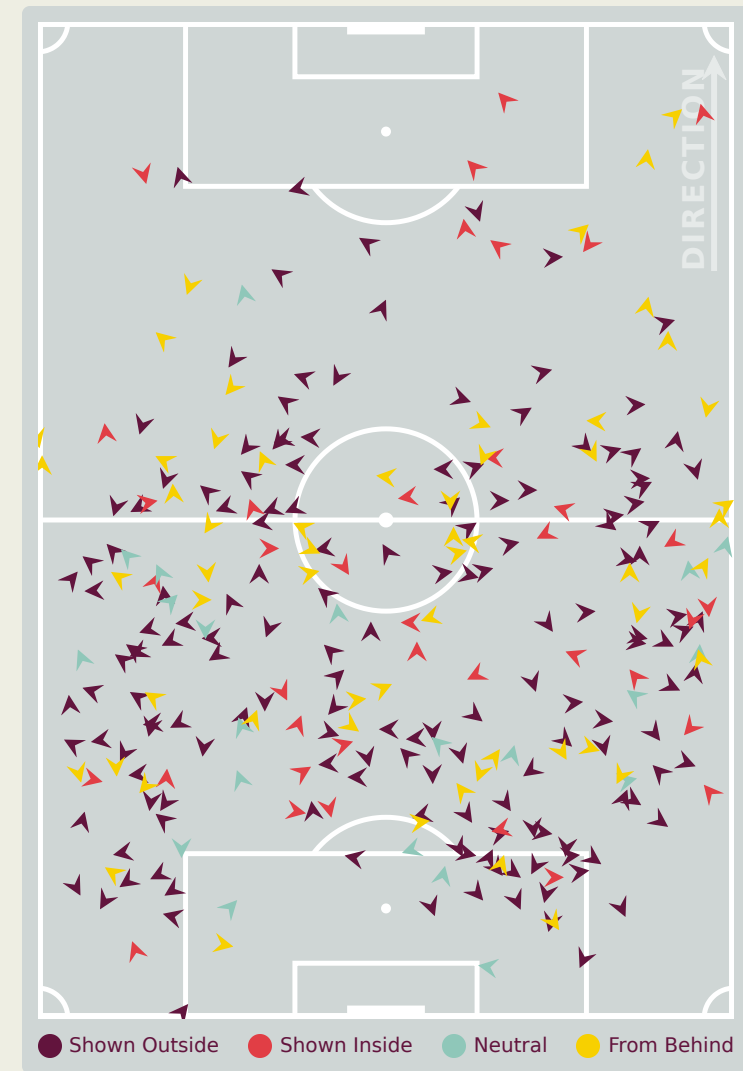
4

LIMA Guy
RIGHT CENTRE BACK

Most Direct Pressures

12

SATO Ryunosuke
RIGHT MIDFIELD



GOALKEEPING



Senegal v Japan

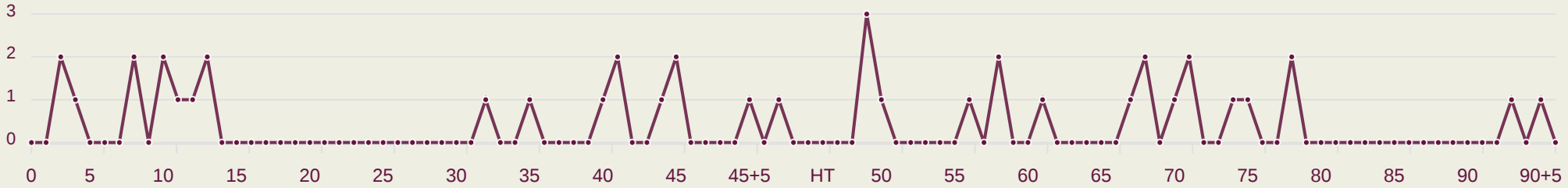


Goalkeeping Involvement



Senegal

Senegal GK Involvement Timeline



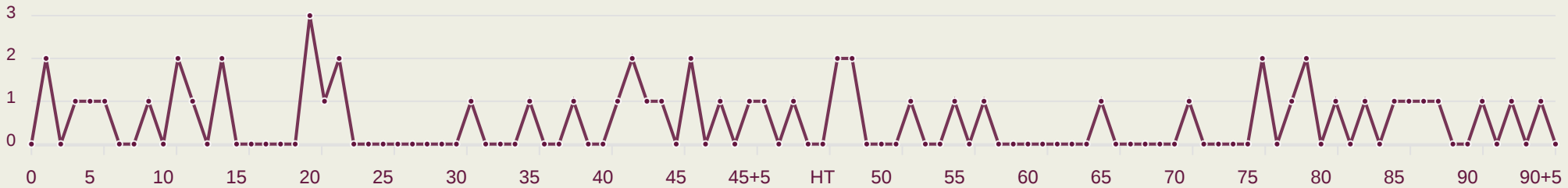
42

Total Involvements



Japan

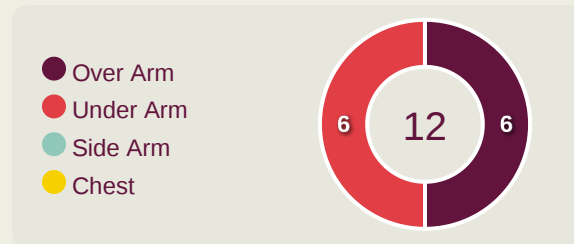
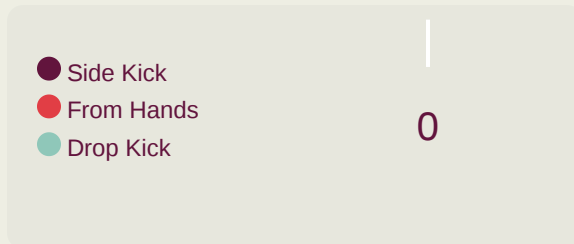
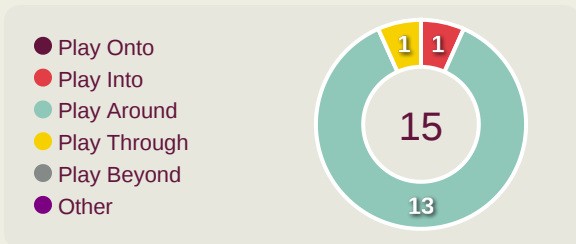
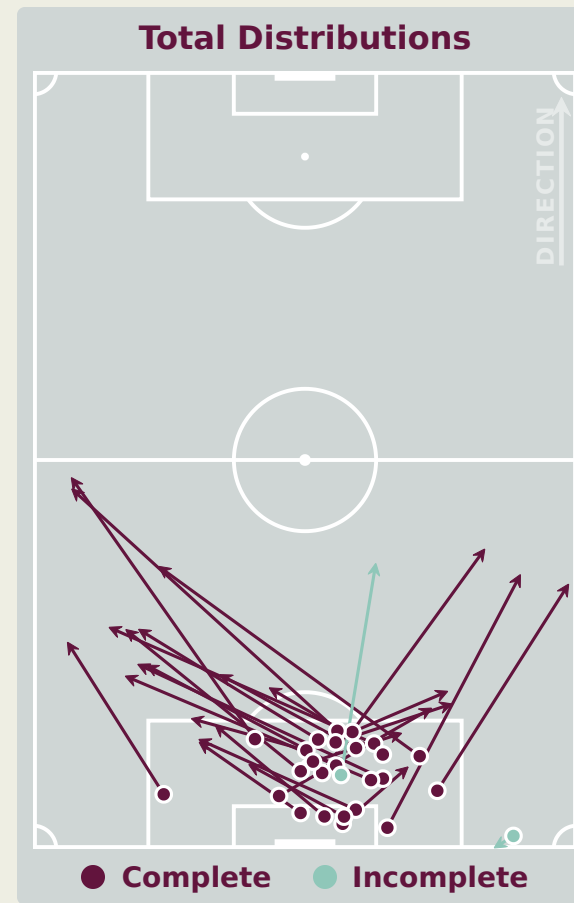
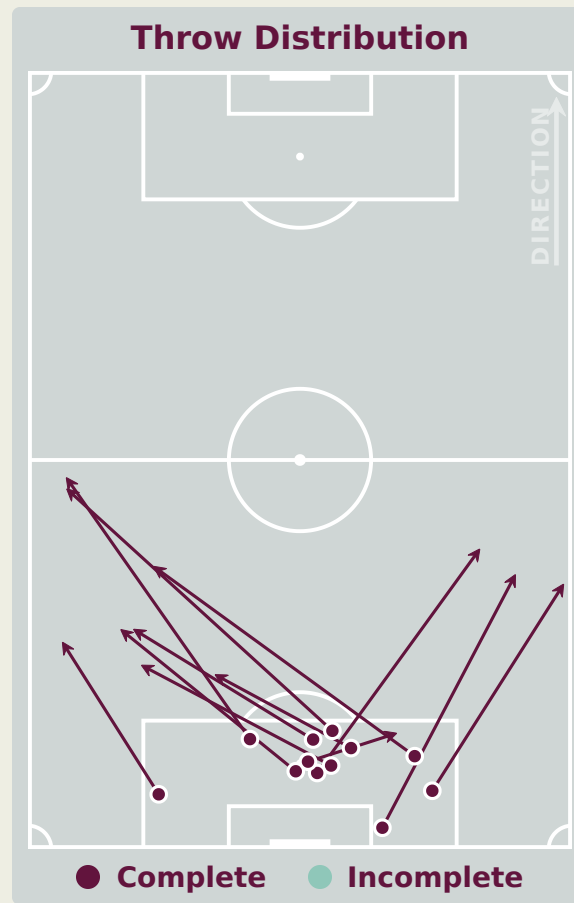
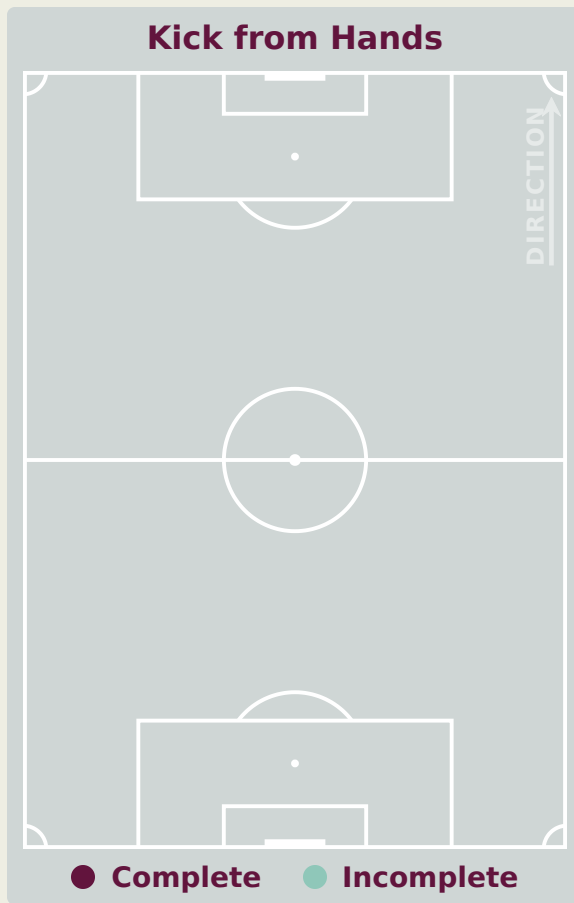
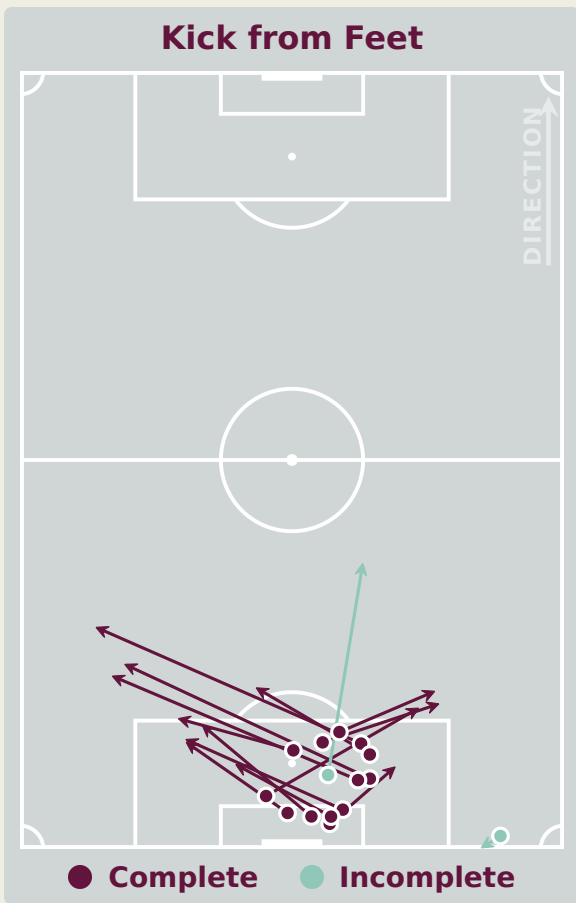
Japan GK Involvement Timeline



55

Total Involvements

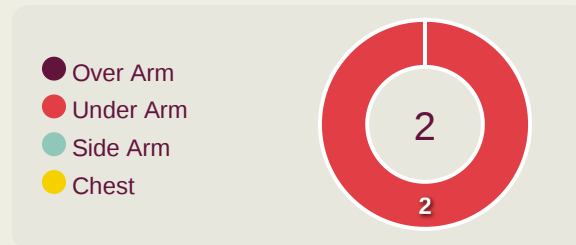
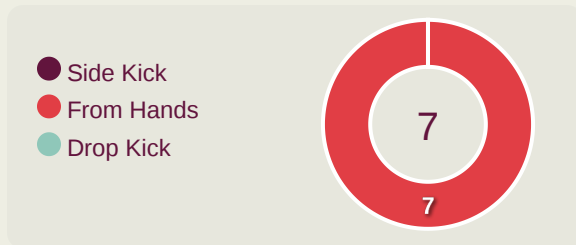
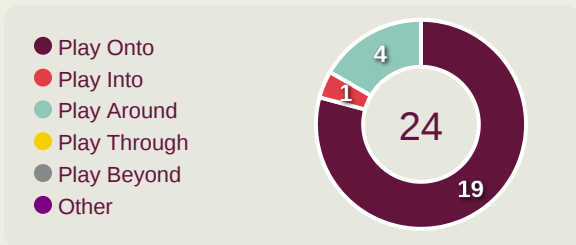
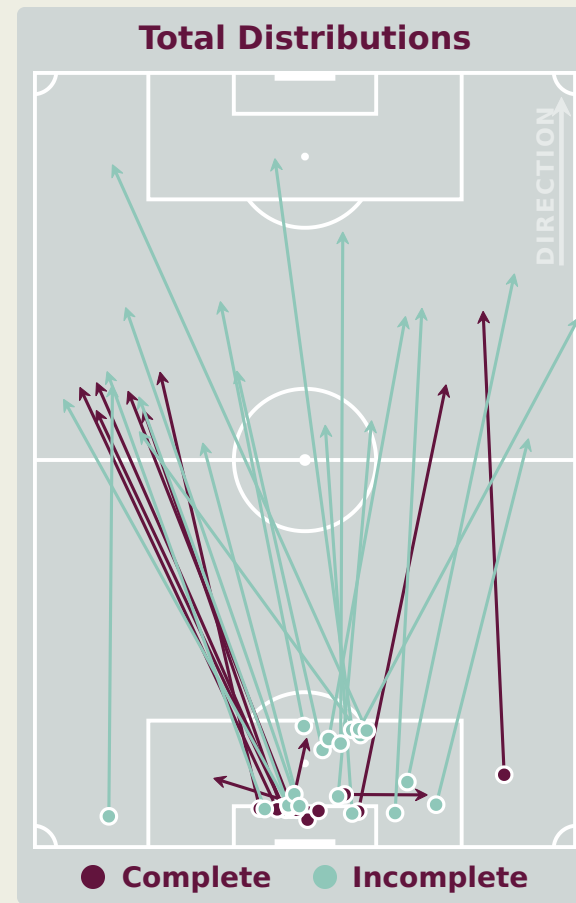
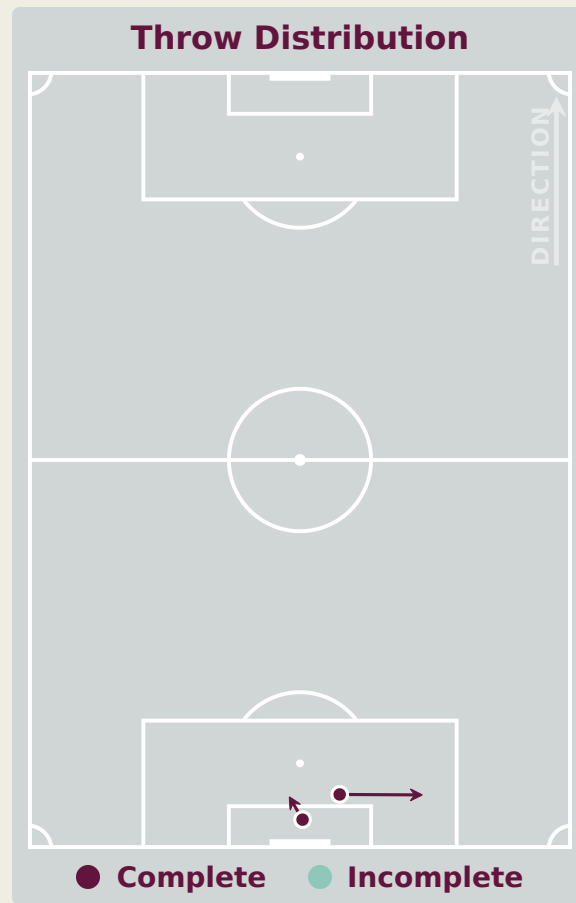
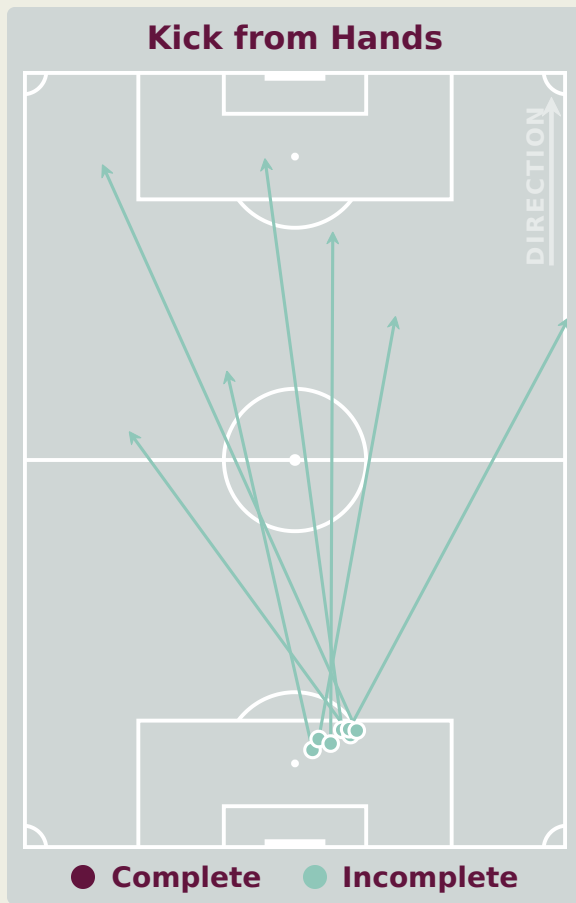
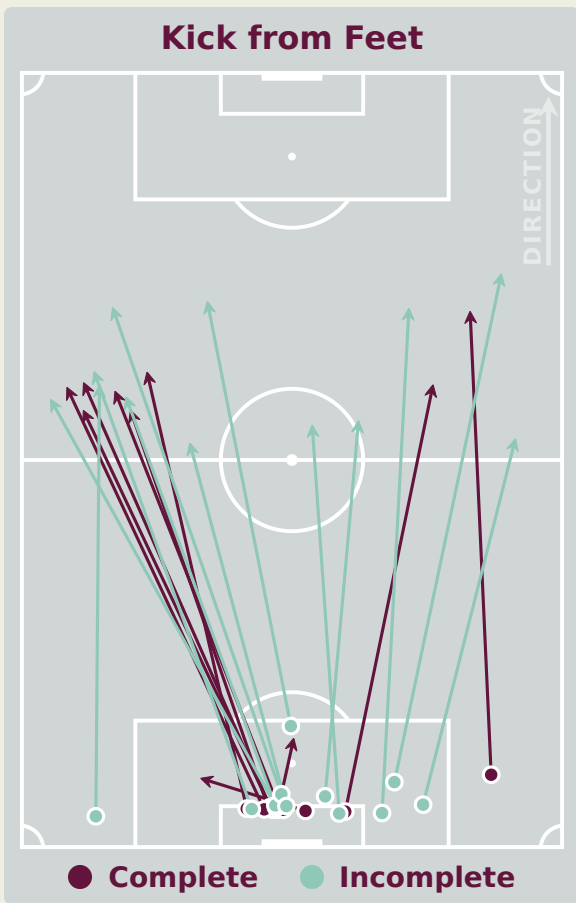
Goalkeeping Distribution



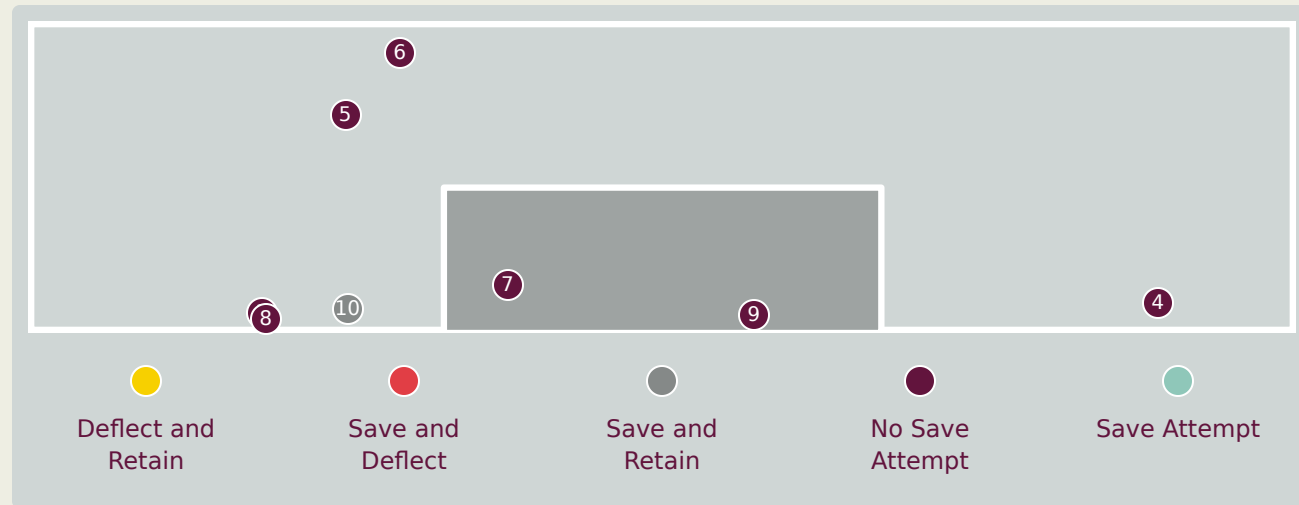
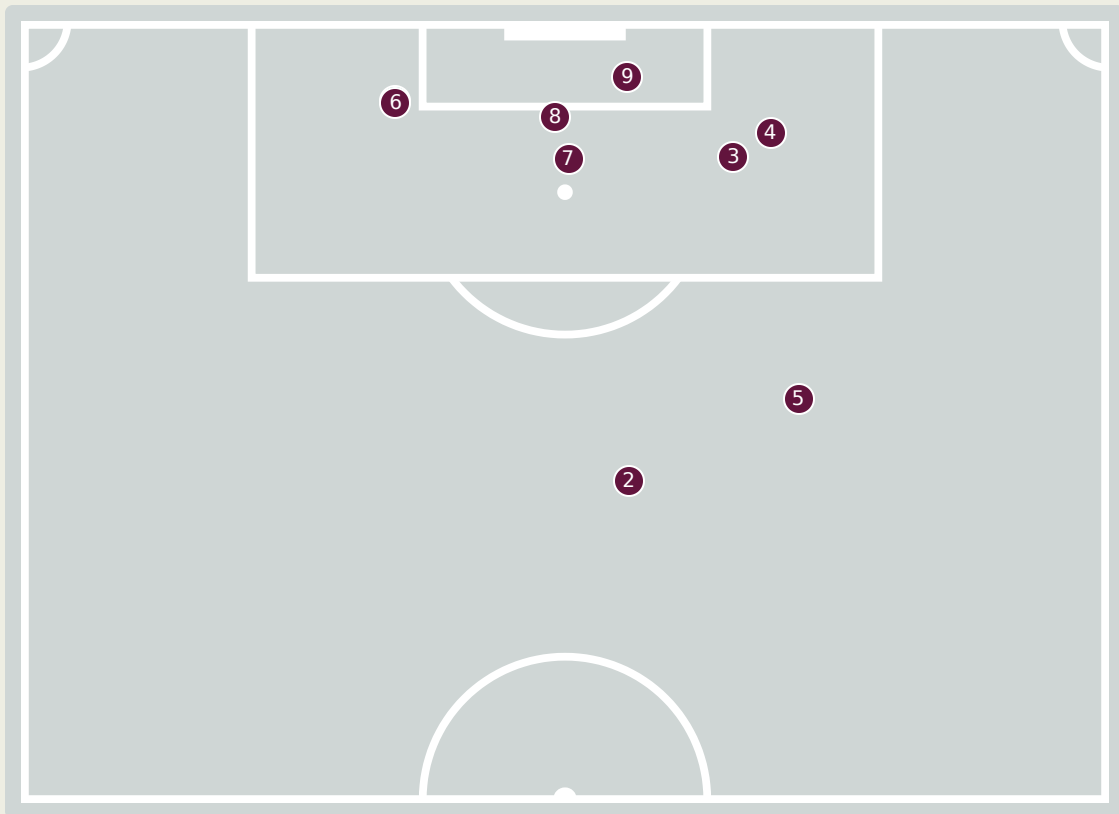
Japan



Goalkeeping Distribution



Goal Prevention



- Deflect and Retain
- Save and Deflect
- Save and Retain
- No Save Attempt
- Save Attempt

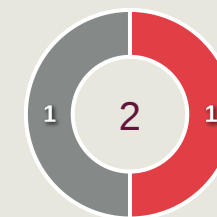


Intervention Type



- Deflect & Retain
- Save & Deflect
- Save & Retain
- No Save Attempt
- Save Attempt

Intervention Body Type



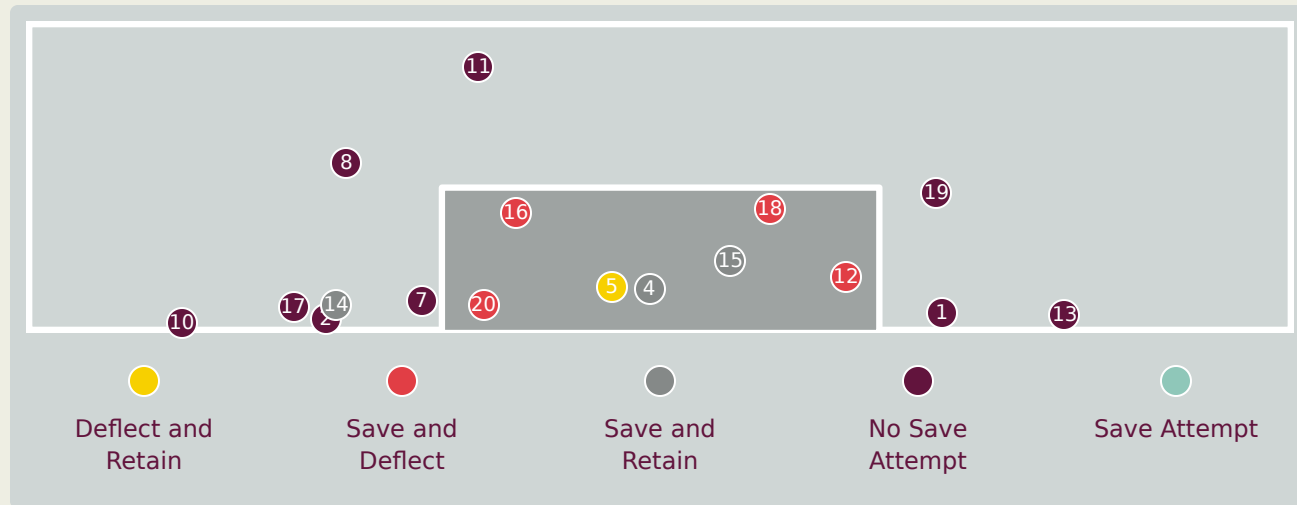
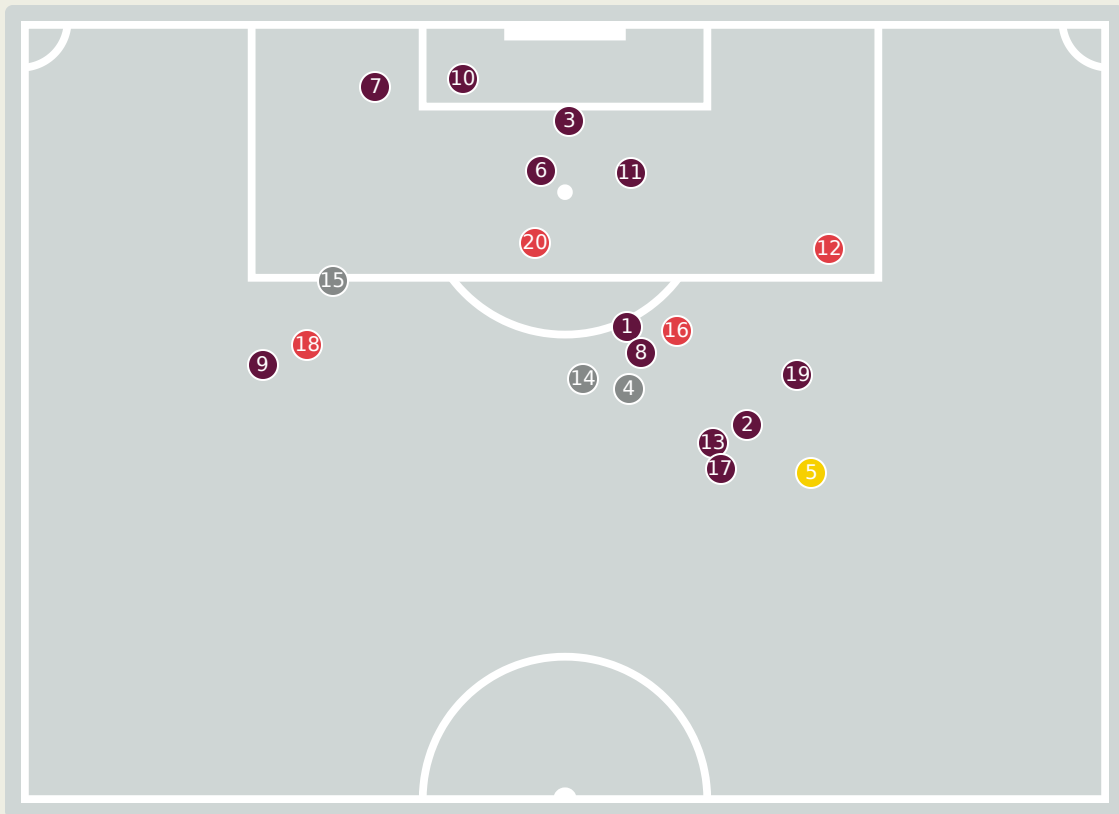
- Head
- Hands
- Upper Body
- Lower Body
- Feet

Total Attempts on Goal Faced	Total Goal Interventions	Save & Retain	Deflect & Retain	Save & Deflect	Save Attempt	No Save Attempt
10	1	1	0	0	1	8

Japan

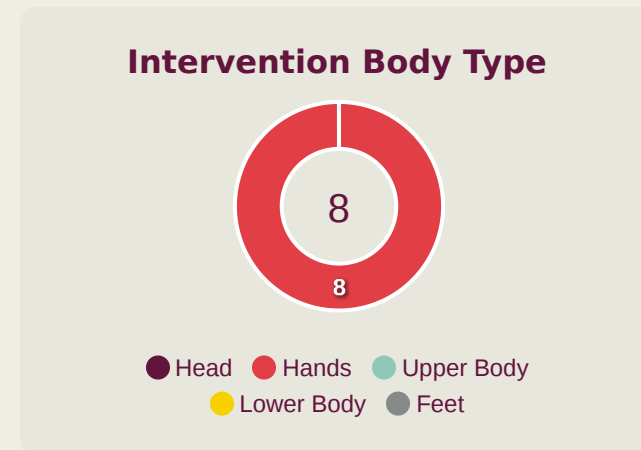
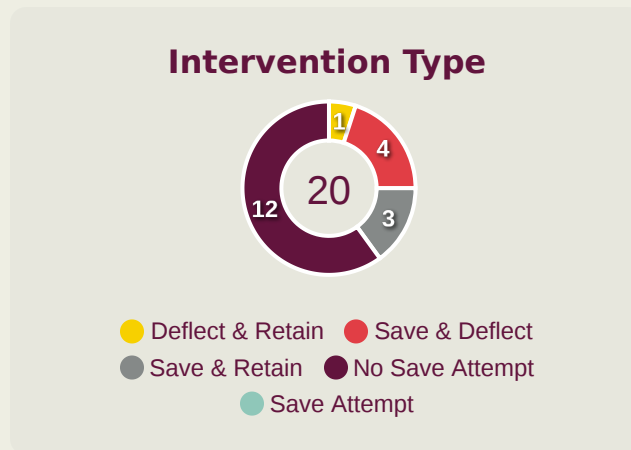


Goal Prevention



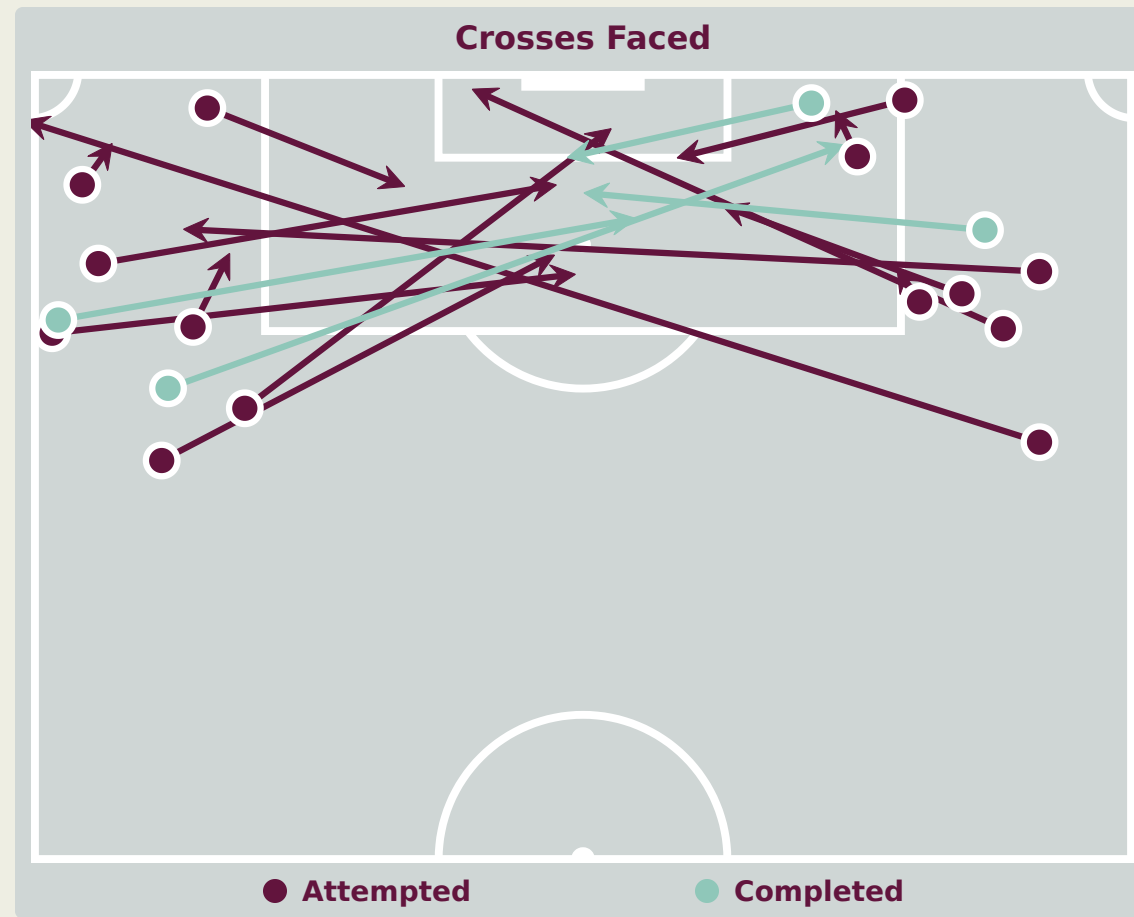
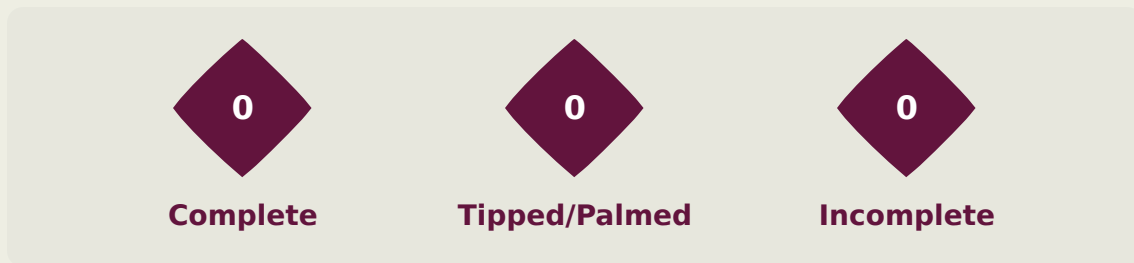
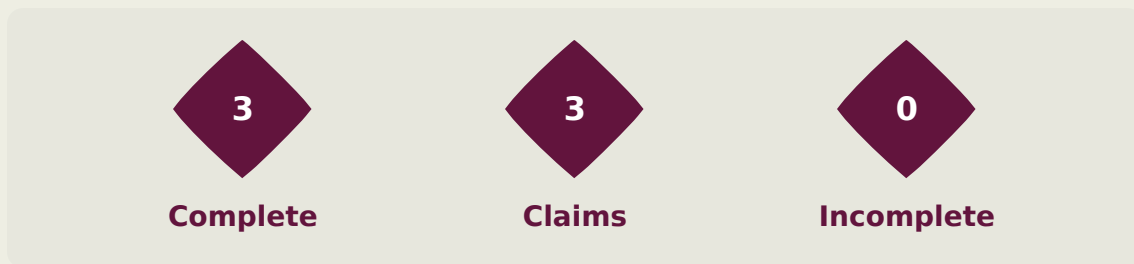
20
Total Attempts on Goal Faced

100
Save %



Total Attempts on Goal Faced	Total Goal Interventions	Save & Retain	Deflect & Retain	Save & Deflect	Save Attempt	No Save Attempt
20	7	3	0	4	0	12

Aerial Control



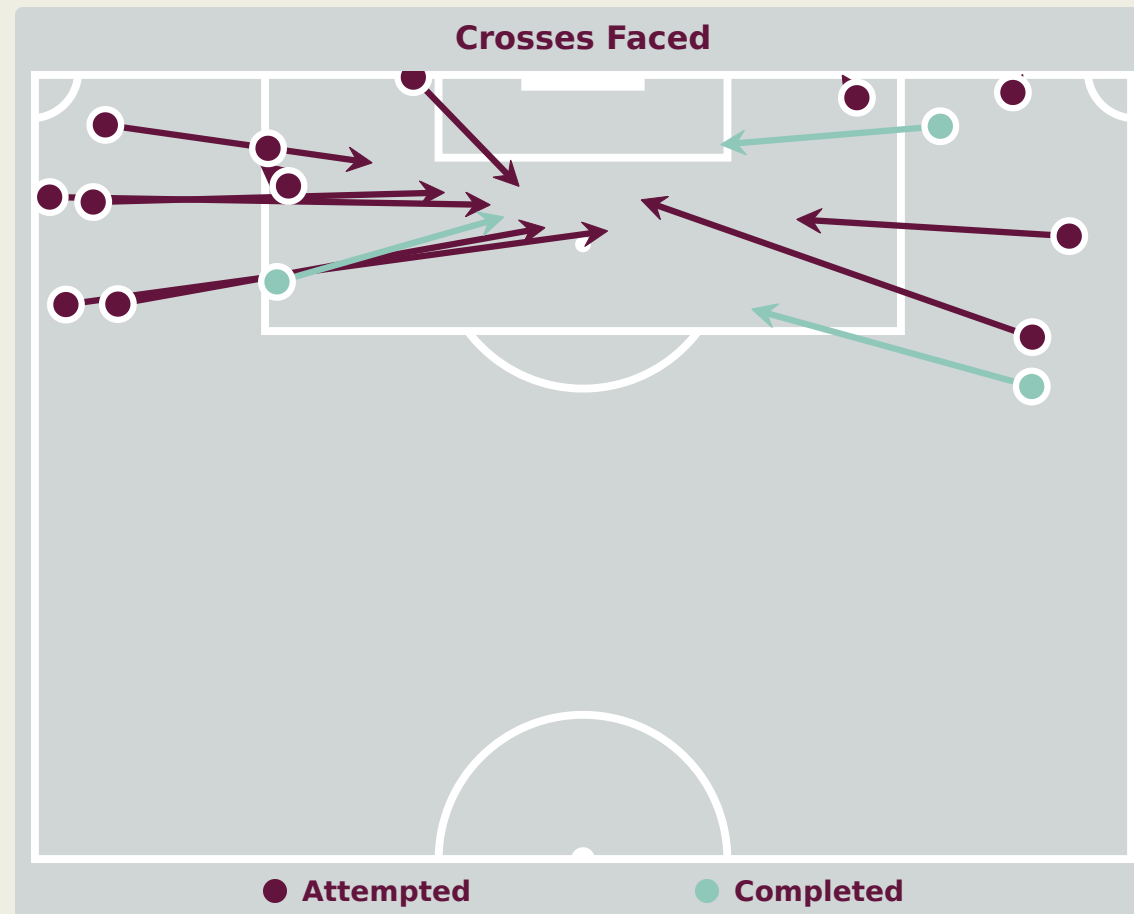
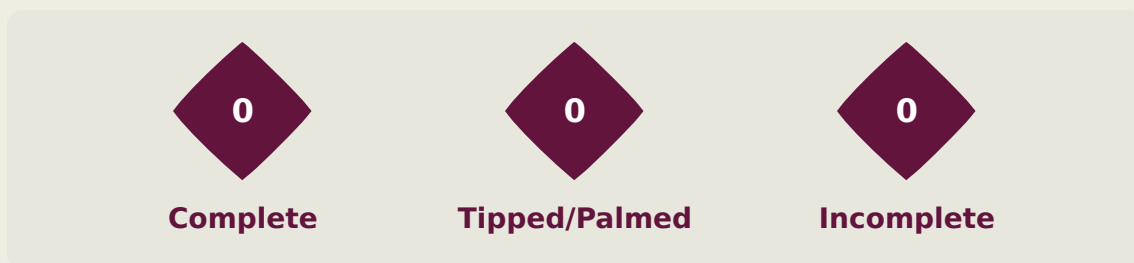
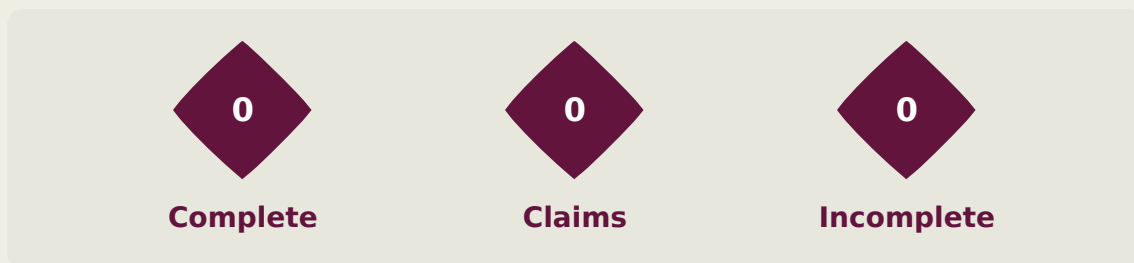
Delivery Types Faced

Total	In Swing	Out Swing	Driven	Lofted	Cutback	Push
20	3	5	1	7	2	2

Japan



Aerial Control



Delivery Types Faced

Total	In Swing	Out Swing	Driven	Lofted	Cutback	Push
22	4	4	0	5	1	8

SET PLAYS



Senegal v Japan



Set Plays - Corners



27

Total Set Plays

3

Total Free Kicks

0

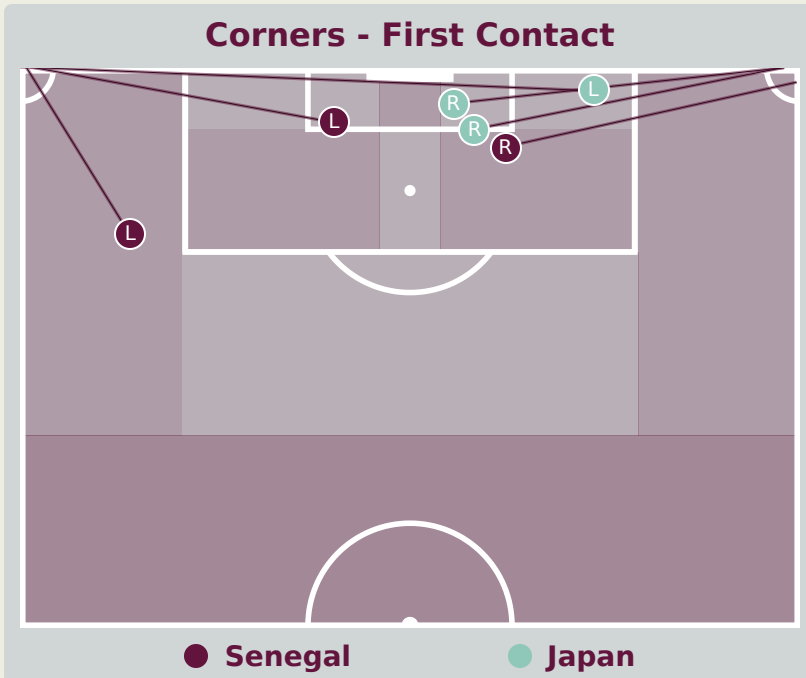
Total Penalties

7

Total Corners

17

Total Throw Ins



Delivery Type	From Left Side	From Right Side	Total
Direct to Area	3	3	6
Short	1	0	1
Edge of Penalty Area	0	0	0

Delivery Style	Total
Inswing	3
Outswing	0
Driven	0

Free Kicks	
Type	Total
Direct	2
Direct (on target)	0
Direct (off target)	0
Indirect	1

First Contacts on Senegal Crosses

3

By Senegal

3

By Japan

Top 5 Player First Contacts		
Player	Team	Total
DIANDY Clayton	Senegal	1
FAYE Saliou	Senegal	1
GUEYE Idrissa	Senegal	1
KOSUGI Keita	Japan	1
TOKUDA Homare	Japan	1

Japan



Set Plays - Corners

33

Total Set Plays

10

Total Free Kicks

0

Total Penalties

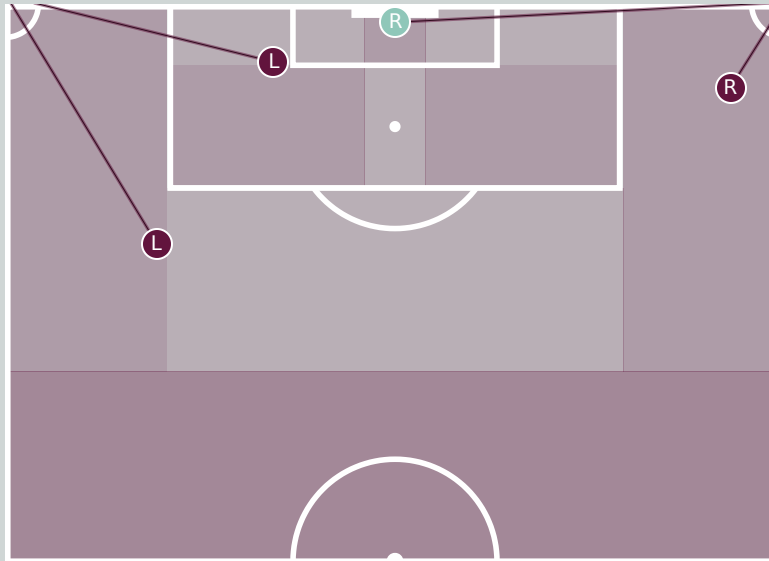
4

Total Corners

19

Total Throw Ins

Corners - First Contact



● Japan

● Senegal

Delivery Type	From Left Side	From Right Side	Total
Direct to Area	1	1	2
Short	1	1	2
Edge of Penalty Area	0	0	0

Delivery Style	Total
Inswing	2
Outswing	0
Driven	0

Free Kicks

Type	Total
Direct	7
Direct (on target)	0
Direct (off target)	0
Indirect	3

First Contacts on Japan Crosses

3

By Japan

1

By Senegal

Top 5 Player First Contacts

Player	Team	Total
TSUCHIYA Kaito	Japan	1
SATO Ryunosuke	Japan	1
YOSHINAGA Yumeki	Japan	1
MBOUP Macoura	Senegal	1

INDIVIDUAL DATA IN POSSESSION



Senegal v Japan



Senegal



In Possession - Distributions

#	Player	Passes Attempted	Passes Completed	Pass Completion %	Switches of Play	Crosses Attempted	Crosses Completed	Line Breaks Attempted	Line Breaks Completed	Line Break Completion %	Ball Progressions	Take Ons	Step Ins	Attempts at Goal	Goals
1	DIOUF Serigne	9	8	89%	0	0	0	2	2	100%	0	0	0	0	0
2	DIANDY Clayton	23	18	78%	0	3	2	5	5	100%	3	3	0	4	0
3	DIALLO Mamadou	73	65	89%	0	0	0	17	12	70%	0	0	0	1	0
8	FAYE Saliou	16	14	88%	0	0	0	3	3	100%	0	0	0	5	0
10	DIOUF Amara	5	4	80%	0	3	0	1	0	0%	0	0	0	1	0
12	LIMA Guy	83	73	88%	0	0	0	25	16	64%	2	0	2	1	0
13	TOURE Alpha	68	63	93%	0	4	0	26	21	80%	0	0	0	1	0
14	DORIVAL Pierre	32	31	97%	0	0	0	7	7	100%	0	0	0	0	0
15	GNING Mamadou	67	57	85%	0	4	2	27	20	74%	2	1	1	1	0
17	DIALLO Ibrahima	61	56	92%	0	2	1	19	14	73%	1	0	1	1	0
19	GUEYE Idrissa	24	15	62%	0	2	0	4	1	25%	1	1	0	2	0
16	MBOUP Macoura	18	17	94%	0	0	0	3	2	66%	1	1	0	0	0
6	DIONG Daouda	32	28	88%	0	0	0	6	4	66%	1	0	1	2	0
7	DIEME Yaya	19	17	89%	0	4	0	1	1	100%	2	2	0	1	0
11	SADIO Lamine	14	13	93%	0	0	0	1	1	100%	0	0	0	0	0
18	SAWANE Mamadou	6	5	83%	0	0	0	0	0	0%	0	0	0	0	0

In Possession - Offers & Receptions



			Offer movement types						
#	Player	Total Offers	In Front	In Between	Out to In	In to Out	In Behind	No Movement	Offers Received
1	DIOUF Serigne	0	0	0	0	0	0	0	0
2	DIANDY Clayton	68	3	5	3	0	22	35	24
3	DIALLO Mamadou	11	0	0	0	0	0	11	8
8	FAYE Saliou	16	1	10	1	0	4	0	5
10	DIOUF Amara	14	1	0	0	0	8	5	4
12	LIMA Guy	1	0	0	0	0	0	1	1
13	TOURE Alpha	11	3	0	0	0	5	3	3
14	DORIVAL Pierre	29	17	7	1	0	0	4	6
15	GNING Mamadou	18	4	10	0	1	2	1	6
17	DIALLO Ibrahima	29	7	1	1	0	8	12	16
19	GUEYE Idrissa	12	1	1	0	0	10	0	4
16	MBOUP Macoura	3	0	0	0	0	0	3	1
6	DIONG Daouda	15	7	2	0	0	3	3	2
7	DIEME Yaya	27	4	0	0	3	13	7	10
11	SADIO Lamine	17	2	1	0	2	2	10	6
18	SAWANE Mamadou	6	0	4	0	0	2	0	1

Japan



In Possession - Distributions

#	Player	Passes Attempted	Passes Completed	Pass Completion %	Switches of Play	Crosses Attempted	Crosses Completed	Line Breaks Attempted	Line Breaks Completed	Line Break Completion %	Ball Progressions	Take Ons	Step Ins	Attempts at Goal	Goals
1	GOTO Wataru	33	14	42%	0	0	0	26	8	30%	0	0	0	0	0
3	KOSUGI Keita	47	35	74%	0	0	0	23	15	65%	0	0	0	0	0
4	TSUCHIYA Kaito	32	28	88%	0	0	0	10	7	70%	1	0	1	1	0
5	HONDA Kotaro	27	22	81%	0	0	0	13	9	69%	0	0	0	0	0
7	NAKAJIMA Yotaro	25	19	76%	0	0	0	15	10	66%	4	2	2	1	0
8	YADA Ryunosuke	24	20	83%	0	0	0	5	3	60%	0	0	0	0	0
10	SATO Ryunosuke	29	21	72%	0	7	3	7	3	42%	3	0	3	2	0
13	YOSHINAGA Yumeki	33	26	79%	0	10	2	12	6	50%	1	0	1	0	0
15	TOKUDA Homare	12	7	58%	0	0	0	4	2	50%	1	1	0	1	0
16	INOUE Alen	16	11	69%	0	1	0	2	1	50%	1	1	0	1	0
17	SHIBATA Shotaro	23	21	91%	0	2	1	9	7	77%	0	0	0	0	0
2	MATSUMOTO Haruto	5	3	60%	0	0	0	4	3	75%	1	0	1	0	0
6	YAMAMOTO Joi	10	9	90%	0	0	0	0	0	0%	0	0	0	0	0
9	MICHIWAKI Yutaka	3	2	67%	0	0	0	0	0	0%	0	0	0	0	0
11	TAKAOKA Rento	6	3	50%	0	0	0	3	1	33%	2	0	2	4	2
20	KAWAMURA Gakuto	4	3	75%	0	0	0	2	1	50%	0	0	0	0	0

INDIVIDUAL DATA OUT OF POSSESSION



Senegal v Japan



Out of Possession



#	Player	Tackles Made / Won	Blocks	Interceptions	Pressing Direct	Pressing Indirect	Duels Won - Aerial	Duels Won - Physical	Possession Contests won	Clearances	Loose Ball Receptions	Pushing On	Pushing On into Pressing	Possession Regains	Possession Interrupted
1	DIOUF Serigne	0 / 0	0	0	0	0	0	0	0	2	4	0	0	5	2
2	DIANDY Clayton	0 / 0	0	0	0	14	0	0	0	0	4	12	8	0	0
3	DIALLO Mamadou	0 / 0	5	3	0	6	1	0	2	9	5	3	1	7	3
8	FAYE Saliou	2 / 0	1	0	2	19	1	0	1	0	9	15	5	2	0
10	DIOUF Amara	1 / 0	0	0	1	1	0	0	0	0	1	2	1	0	0
12	LIMA Guy	4 / 0	1	2	4	4	3	1	4	8	13	3	1	8	4
13	TOURE Alpha	1 / 0	4	1	4	7	2	0	2	3	7	7	0	5	4
14	DORIVAL Pierre	0 / 0	1	1	1	15	0	0	0	2	3	26	7	2	0
15	GNING Mamadou	4 / 0	1	0	4	13	1	0	4	2	8	11	7	1	5
17	DIALLO Ibrahima	0 / 0	2	0	0	7	2	0	2	4	10	5	4	4	3
19	GUEYE Idrissa	0 / 0	2	1	0	9	9	1	10	0	5	14	9	0	0
16	MBOUP Macoura	0 / 0	0	0	0	0	0	0	0	1	4	0	0	6	1
6	DIONG Daouda	3 / 0	0	1	3	6	3	0	3	0	5	7	3	1	0
7	DIEME Yaya	0 / 0	0	0	1	11	1	0	1	0	2	7	5	0	0
11	SADIO Lamine	1 / 0	0	0	2	7	0	0	0	0	3	5	4	0	0
18	SAWANE Mamadou	0 / 0	1	0	1	7	2	0	2	0	2	8	5	1	0

Japan



Out of Possession

#	Player	Tackles Made / Won	Blocks	Interceptions	Pressing Direct	Pressing Indirect	Duels Won - Aerial	Duels Won - Physical	Possession Contests won	Clearances	Loose Ball Receptions	Pushing On	Pushing On into Pressing	Possession Regains	Possession Interrupted
1	GOTO Wataru	0 / 0	0	0	0	0	0	0	0	0	4	0	0	10	0
3	KOSUGI Keita	4 / 0	3	1	4	3	2	1	3	6	8	9	4	3	8
4	TSUCHIYA Kaito	2 / 0	2	2	6	5	3	0	4	10	3	6	2	10	3
5	HONDA Kotaro	3 / 0	1	0	1	15	2	0	2	8	3	8	4	7	6
7	NAKAJIMA Yotaro	7 / 0	1	0	9	14	0	0	1	1	8	19	9	2	4
8	YADA Ryunosuke	4 / 0	3	1	6	22	1	0	1	3	5	7	3	2	4
10	SATO Ryunosuke	8 / 0	0	0	12	30	0	0	1	0	1	51	27	0	1
13	YOSHINAGA Yumeki	3 / 0	2	0	7	30	0	0	0	1	4	26	17	1	2
15	TOKUDA Homare	0 / 0	0	1	0	25	2	0	2	1	2	10	2	0	1
16	INOUE Aken	1 / 0	2	0	4	19	0	0	0	0	4	7	3	0	1
17	SHIBATA Shotaro	3 / 0	2	0	8	17	0	0	1	2	3	37	14	2	5
2	MATSUMOTO Haruto	1 / 0	0	1	0	3	0	0	0	2	0	7	3	2	1
6	YAMAMOTO Joi	3 / 0	1	0	4	6	0	0	0	0	2	6	0	2	2
9	MICHIWAKI Yutaka	0 / 0	1	0	1	2	3	1	4	0	0	0	0	0	1
11	TAKAOKA Rento	1 / 0	0	0	3	16	2	0	2	0	2	12	9	1	0
20	KAWAMURA Gakuto	0 / 0	0	0	0	4	0	0	1	0	1	1	1	0	0

INDIVIDUAL DATA PHYSICAL



Senegal v Japan



Physical Data



#	Player	Total Distance (m)	Zone 1: 0-7 km/h (m)	Zone 2: 7-15 km/h (m)	Zone 3: 15-20 km/h (m)	Zone 4: 20-25 km/h (m)	Zone 5: 25+ km/h (m)	High Speed Runs (Zone 4)	Sprints (Zone 5)	Top Speed (km/h)
1	DIOUF Serigne	1160.7	899.4	153.4	80.9	26.8	0	8.0	3.0	25.6
2	DIANDY Clayton	8192.6	2725.7	3408.9	1138.0	626.7	292.5	107.0	52.0	31.8
3	DIALLO Mamadou	11017.8	3661.2	5097.9	1498.4	491.4	268.8	136.0	50.0	32.9
8	FAYE Saliou	6274.5	1732.4	2694.9	1224.1	512.6	110.4	98.0	32.0	31.4
10	DIOUF Amara	2852.0	1207.5	946.6	308.9	259.2	129.8	30.0	19.0	30.6
12	LIMA Guy	10275.9	3790.8	4615.9	1192.0	615.5	61.7	109.0	44.0	29.2
13	TOURE Alpha	11201.8	3319.1	4657.7	1933.4	1116.8	174.7	169.0	78.0	32.6
14	DORIVAL Pierre	9217.7	2320.1	4896.4	1487.7	485.8	27.7	122.0	37.0	28.6
15	GNING Mamadou	12245.0	3138.4	6072.3	2228.6	715.1	89.4	169.0	55.0	28.9
17	DIALLO Ibrahima	10838.2	3703.4	4891.3	1433.9	673.1	136.6	119.0	44.0	32.2
19	GUEYE Idrissa	10264.3	3883.0	4229.9	1252.2	692.8	206.3	127.0	64.0	34.3
16	MBOUP Macoura	4272.4	3144.9	852.3	226.9	47.9	0	22.0	4.0	23.6
6	DIONG Daouda	6045.9	1634.8	2947.4	1104.6	303.5	55.6	87.0	23.0	31.1
7	DIEME Yaya	7268.6	2719.9	2857.3	929.6	497.9	263.8	86.0	41.0	33.2
11	SADIO Lamine	3004.8	780.9	1154.4	658.0	373.8	37.3	54.0	30.0	28.5
18	SAWANE Mamadou	2650.1	795.0	1257.7	377.4	198.8	21.2	32.0	15.0	29.1

Japan



Physical Data

#	Player	Total Distance (m)	Zone 1: 0-7 km/h (m)	Zone 2: 7-15 km/h (m)	Zone 3: 15-20 km/h (m)	Zone 4: 20-25 km/h (m)	Zone 5: 25+ km/h (m)	High Speed Runs (Zone 4)	Sprints (Zone 5)	Top Speed (km/h)
1	GOTO Wataru	3497.8	2946.6	391.1	127.7	32.5	0	21.0	3.0	22.9
3	KOSUGI Keita	10495.6	3492.9	4675.8	1496.7	646.5	183.7	143.0	57.0	30.7
4	TSUCHIYA Kaito	10256.6	3804.2	4450.3	1279.0	502.6	220.5	121.0	46.0	31.7
5	HONDA Kotaro	9842.2	3229.2	5076.6	1042.3	349.4	143.7	91.0	26.0	29.0
7	NAKAJIMA Yotaro	10169.3	2546.4	5072.5	1972.9	521.7	55.9	139.0	29.0	27.4
8	YADA Ryunosuke	7198.5	2007.6	3577.6	980.4	561.5	71.3	90.0	36.0	29.0
10	SATO Ryunosuke	12637.2	4316.9	5442.9	1953.7	710.2	212.3	146.0	55.0	32.8
13	YOSHINAGA Yumeki	10386.9	3832.8	4180.7	1358.6	693.8	321.0	122.0	51.0	32.8
15	TOKUDA Homare	7436.2	2744.7	3163.4	1085.7	384.5	58.7	102.0	31.0	29.2
16	INOUE Aken	10012.6	3266.1	4155.2	1461.8	781.0	349.4	119.0	56.0	32.3
17	SHIBATA Shotaro	11687.1	3462.9	5845.9	1359.2	723.4	295.7	122.0	58.0	32.0
2	MATSUMOTO Haruto	2303.4	627.7	1029.4	404.9	148.6	92.8	28.0	12.0	30.7
6	YAMAMOTO Joi	5513.7	1444.6	2490.6	1101.1	477.5	0	89.0	28.0	25.7
9	MICHIWAKI Yutaka	2297.2	662.1	1035.8	353.1	169.1	77.0	29.0	14.0	32.9
11	TAKAOKA Rento	5035.9	1483.6	2352.2	681.4	404.4	114.3	64.0	28.0	32.0
20	KAWAMURA Gakuto	713.0	161.8	280.3	180.1	75.3	15.4	19.0	6.0	30.2

