



U-17 WORLD CUP
INDONESIA 2023



USA 0 - 3 France

Group E - Match 33
18 November 2023
19:00 Kick Off

Jakarta International Stadium

POST MATCH SUMMARY REPORT

Match Summary - Teams

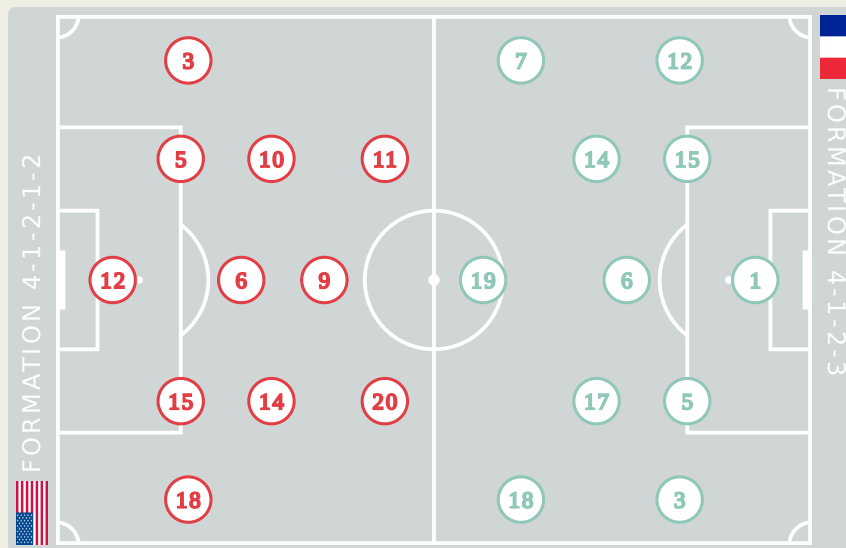


STARTING

12	GK	FERREE Duran	
3	DF	REID-BROWN Tahir	
5	DF	HAWKINS Stuart	↓ 71'
6	MF	CORCORAN Matthew	
9	FW	BURTON Micah	↓ 77'
10	MF	MEDINA Cruz (C)	
11	FW	VAZQUEZ David	↓ 60'
14	MF	HABROUNE Taha	↓ 60'
15	DF	BANKS Noahkai	⚡ 49'
18	DF	HARANGI Aiden	
20	FW	JAMISON Bryce	↓ 60'

SUBSTITUTES

1	GK	BEAUDRY Adam	
21	GK	CAMPAGNOLO Zackory	
2	DF	VERHOEVEN Oscar	
4	DF	HALL Tyler	↑ 71' ⚡ 96'
7	FW	BERCHIMAS Nimfasha	↑ 60'
8	MF	SOMA Pedro	
13	FW	MILLER Peyton	↑ 60'
16	MF	MORALES Santi	
17	FW	FIGUEROA Keyrol	↑ 77'
19	MF	RUDISILL Paulo	↑ 60' ⚡ 65'



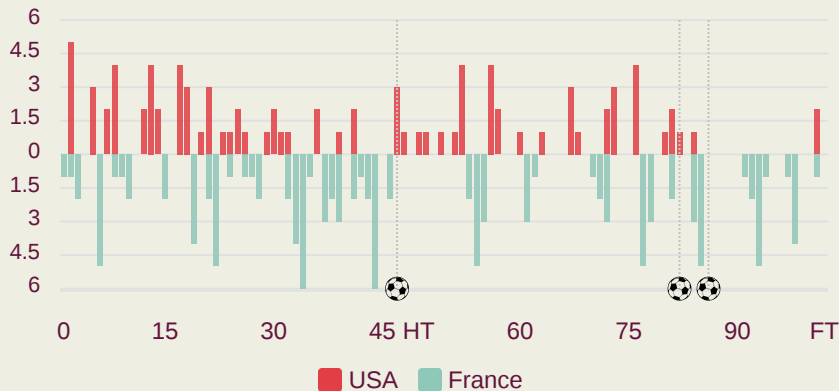
STARTING

ARGNEY Paul	GK	1			
SANGUI Nhoa	DF	3			
↓ 45'	(C) KAYI SANDA Joachim	DF	5		
	FERRO Nolan	MF	6		
	ISSOUFOU Yanis	FW	7		
	ZAGUE Yoram	DF	12		
↓ 80'	SYLLA Fode	MF	14		
	TCHAPTCHET Arthur	DF	15		
↓ 63'	⚡ 36'	DIALLO Tidiane	FW	17	
↓ 80'	BOUCHENNA Mohamed-Amine	FW	18		
↓ 90+2'	⚡ 82'	⚡ 45+2'	TINCRES Joan	FW	19

SUBSTITUTES

NIFLORE Mathys	GK	16		
VIEL Thimothe	GK	21		
TITI Yvann	DF	2		
⚡ 86'	↑ 45'	MEUPIYOU Bastien	DF	4
		BOUABRE Saimon	MF	8
↑ 90+2'		LAMBOURDE Mathis	FW	9
↑ 80'		BOUNEB Ismail	MF	10
↑ 80'		GOMIS Tidiam	FW	11
		SADI Aymen	DF	13
↑ 63'		AMOUGOU Mathis	MF	20

Distribution in the Final Third



Match Summary - Key Statistics



Possession

Total	45.7%	7.2%	47%	Total
0	Goals			3
4 (3)	Attempts at Goal (On Target)			10 (6)
483 (411)	Total Passes (Complete)			490 (430)
85 %	Pass Completion %			88 %
68	Completed Line Breaks			77
7	Defensive Line Breaks			9
64	Receptions in the Final Third			101
14	Crosses			10
25	Ball Progressions			25
206 (82)	Defensive Pressures Applied (Direct Pressures)			206 (42)
50	Forced Turnovers			58
51	Second Balls			68
109.7 km	Total Distance Covered			111.1 km
5.5 km	Zone 4 - Low Speed Sprinting: 20-25 km/h			5.6 km

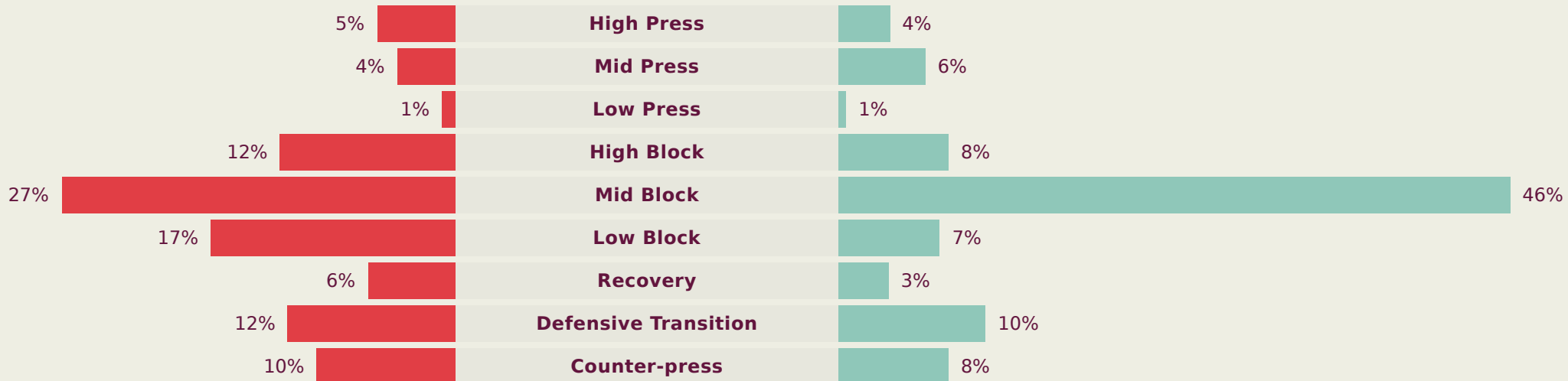


Phases of Play

IN POSSESSION



OUT OF POSSESSION



IN POSSESSION

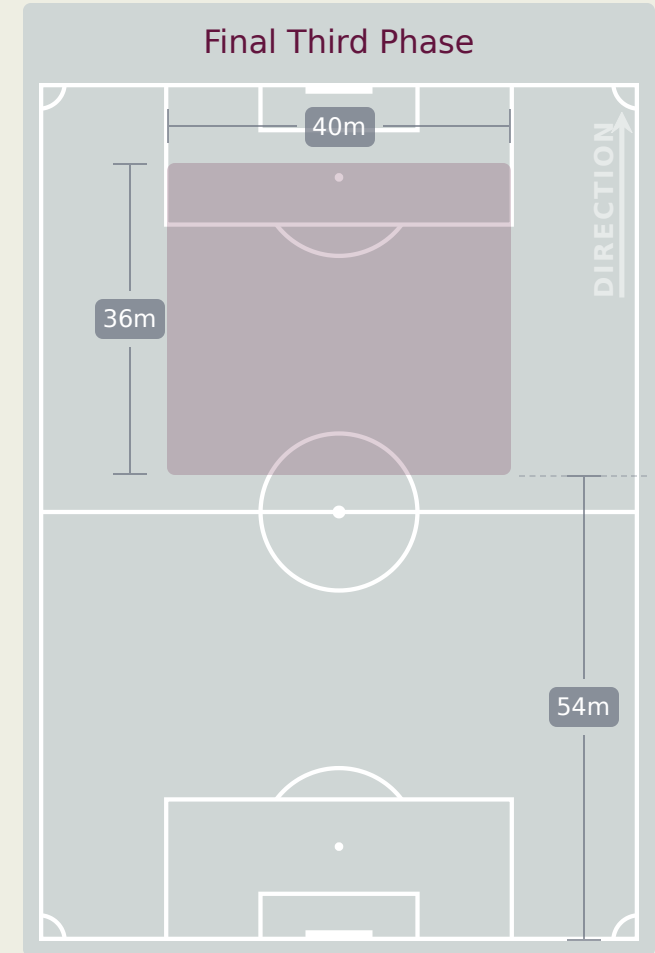
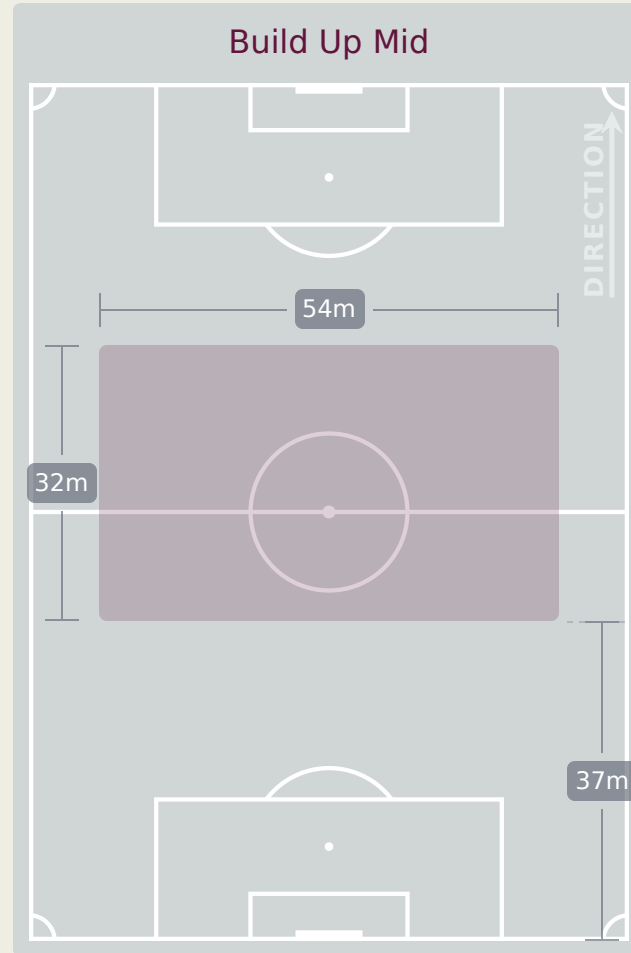
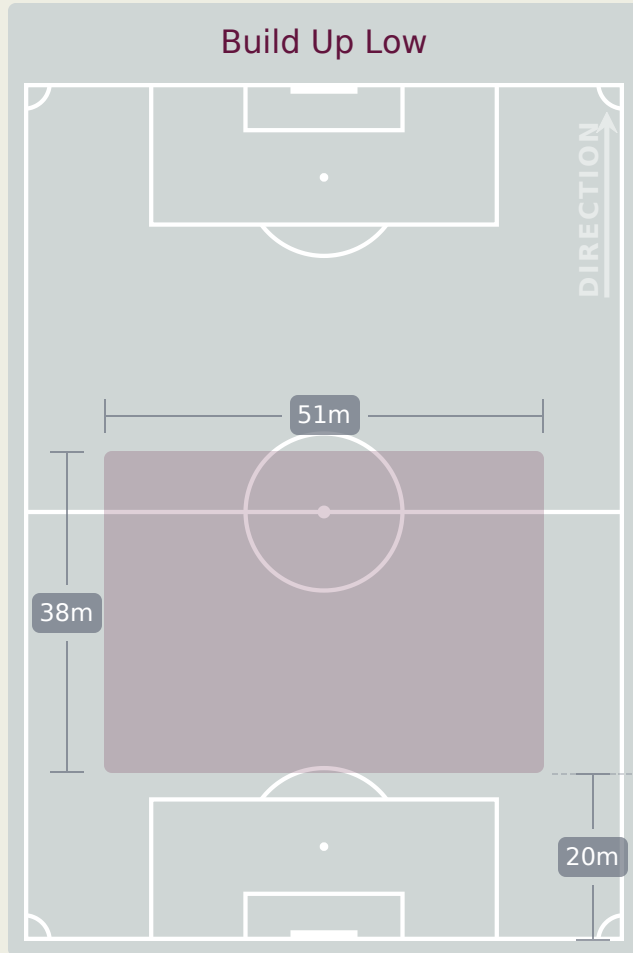


USA v France

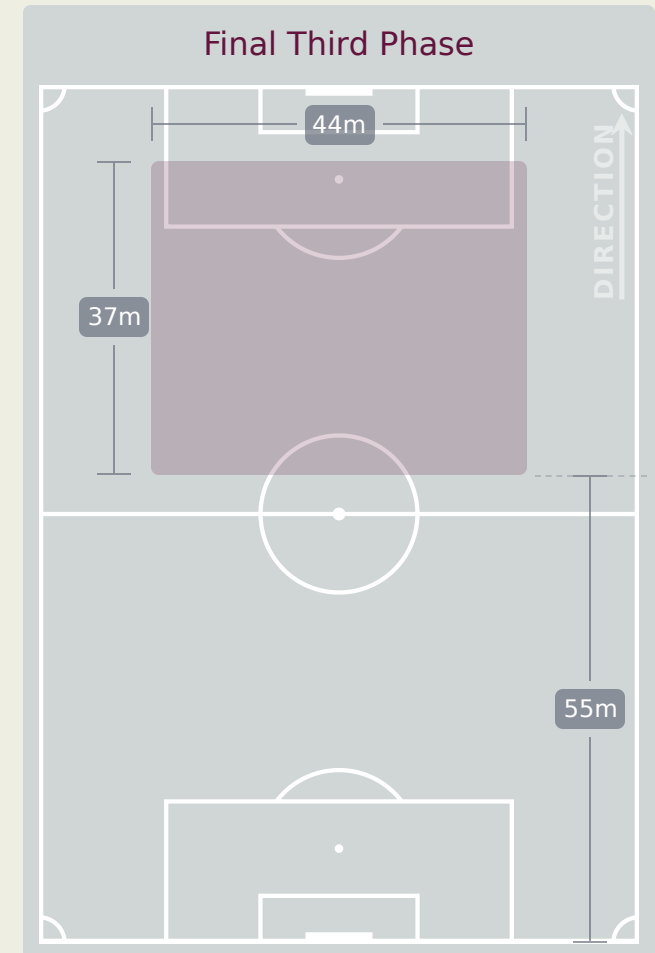
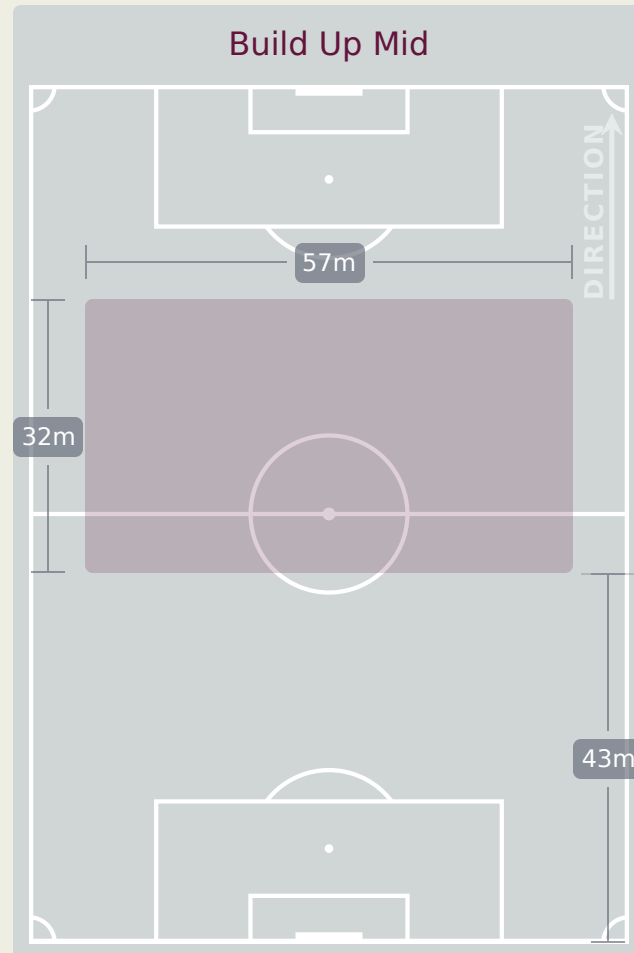
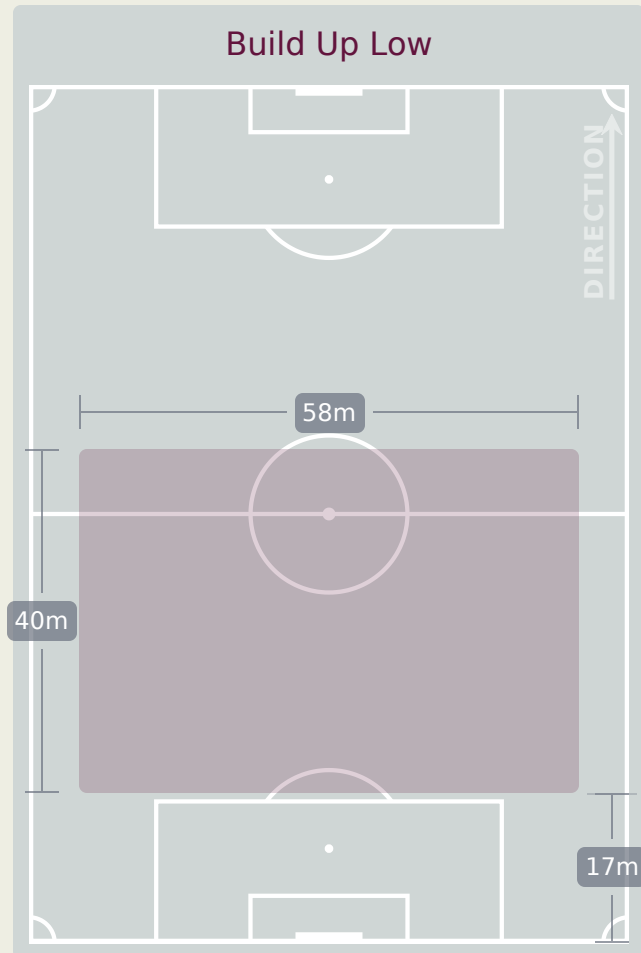




In Possession Line Height & Team Length



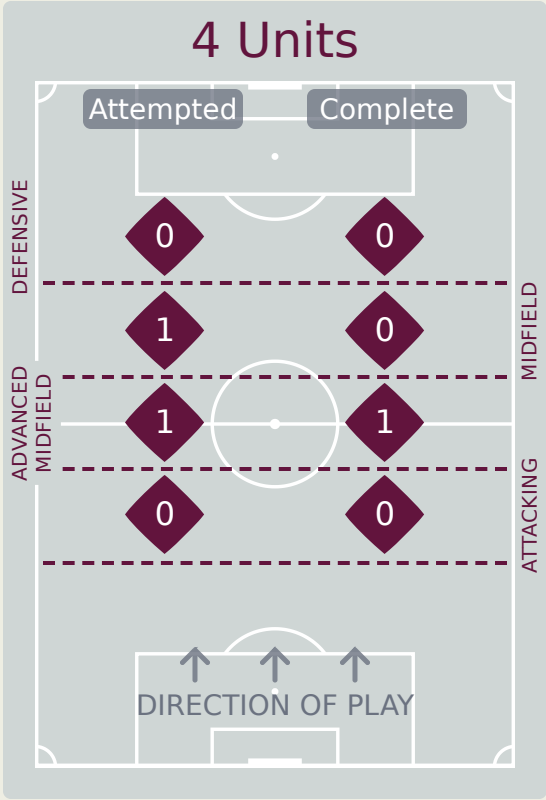
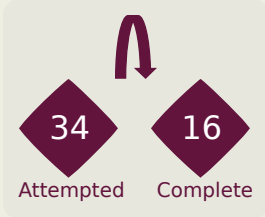
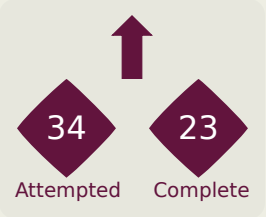
In Possession Line Height & Team Length



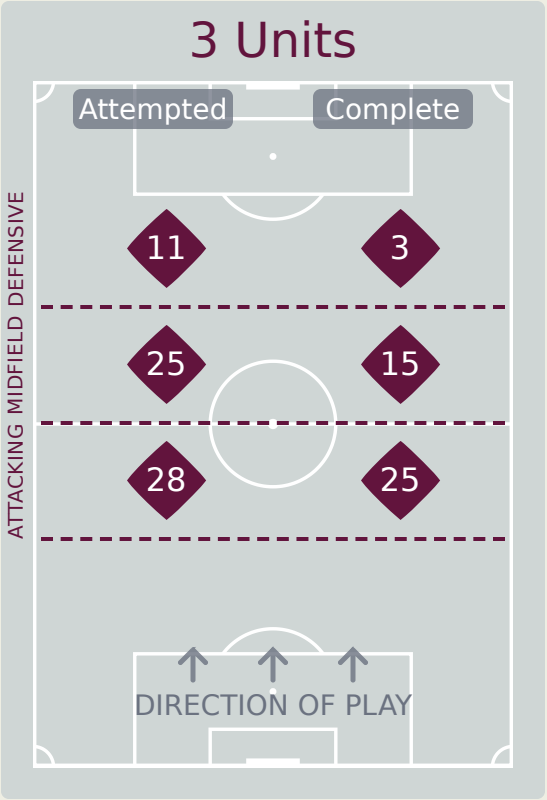
Line Breaks



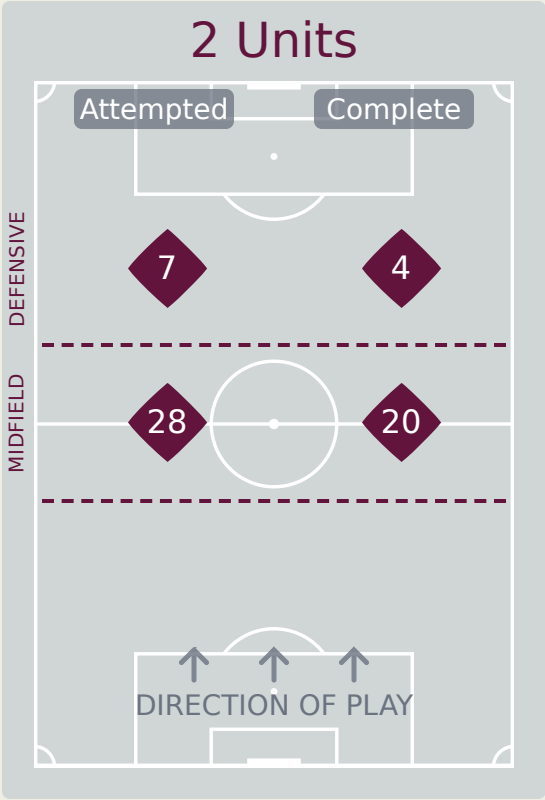
Attempted Line Breaks
101



Attempted Line Breaks	2
Inside Shape	1
Outside Shape	1



Attempted Line Breaks	64
Inside Shape	35
Outside Shape	29



Attempted Line Breaks	35
Inside Shape	24
Outside Shape	11

Line Breaks

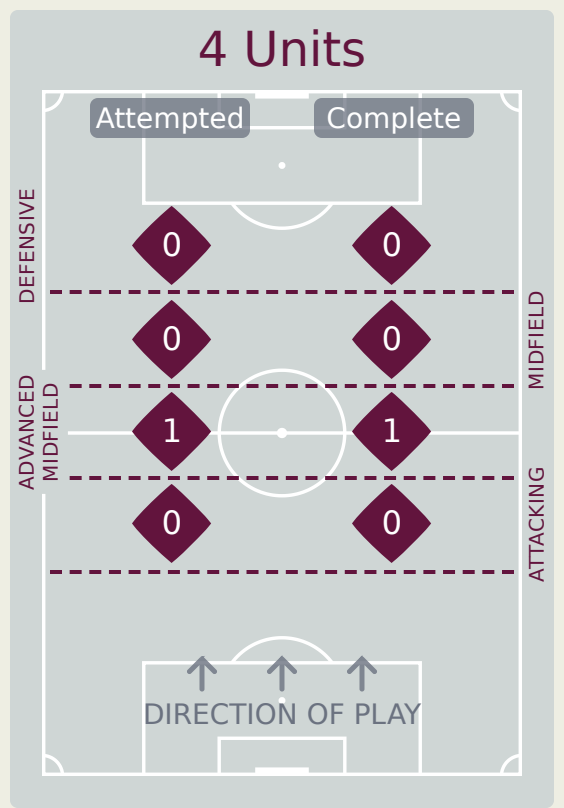


Attempted Line Breaks
105

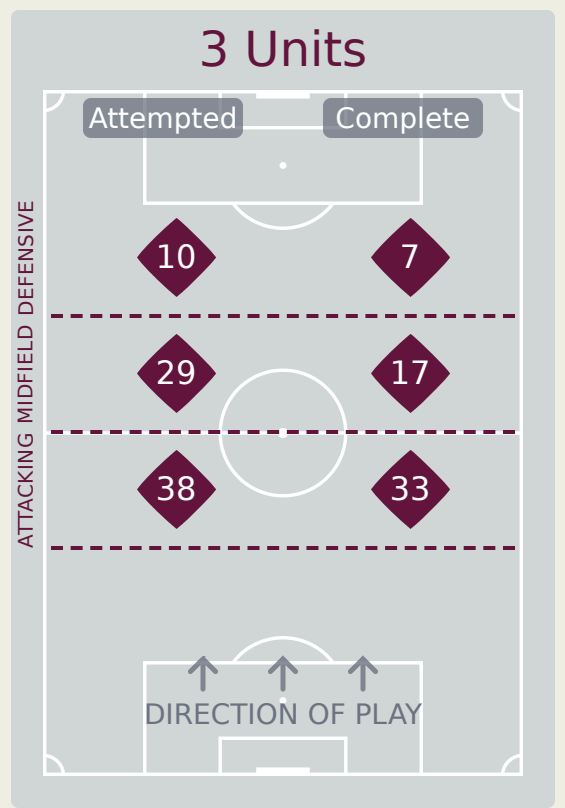
30 ↑
Attempted Complete

37 ↻
Attempted Complete

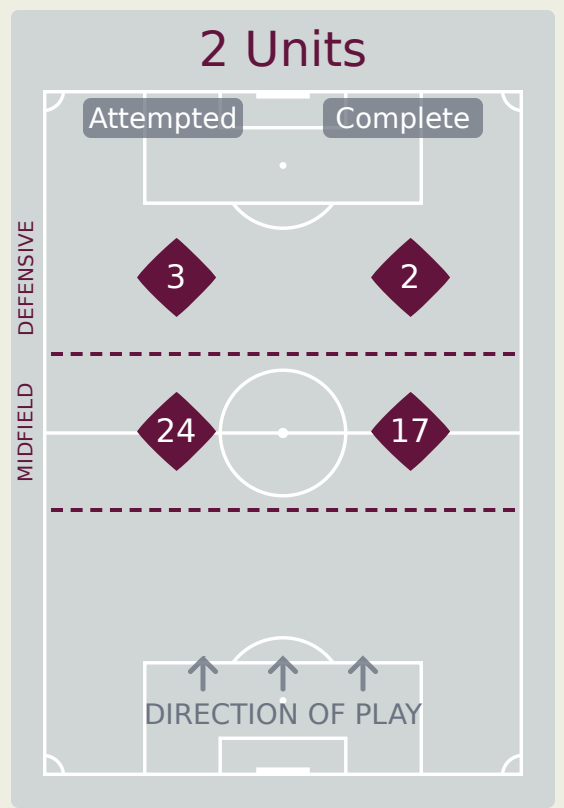
38 ↺
Attempted Complete



Attempted Line Breaks 1
Inside Shape 0
Outside Shape 1



Attempted Line Breaks 77
Inside Shape 41
Outside Shape 36



Attempted Line Breaks 27
Inside Shape 14
Outside Shape 13



Line Breaks

					4 Units				3 Units			2 Units		Direction			Distribution Type		
#	Player	Line Breaks Attempted	Line Breaks Completed	Line Break Completion %	Attacking Line	Attacking Midfield Line	Midfield Line	Defensive Line	Attacking Line	Midfield Line	Defensive Line	Midfield Line	Defensive Line	Through	Around	Over	Pass	Cross	Ball Progression
12	FERREE Duran	2	1	50%	0	1	0	0	0	1	0	0	0	0	0	2	2	0	0
3	REID-BROWN Tahir	6	4	66%	0	0	0	0	2	2	1	1	0	0	4	2	6	0	0
5	HAWKINS Stuart	18	13	72%	0	0	0	0	9	4	1	4	0	6	6	6	18	0	0
6	CORCORAN Matthew	18	13	72%	0	0	0	0	8	3	2	4	1	3	6	9	18	0	0
9	BURTON Micah	2	0	0%	0	0	1	0	0	1	0	0	0	0	1	1	2	0	0
10	MEDINA Cruz	11	5	45%	0	0	0	0	1	3	4	2	1	7	2	2	10	0	1
11	VAZQUEZ David	5	2	40%	0	0	0	0	0	1	1	2	1	2	0	3	2	2	1
14	HABROUNE Taha	10	6	60%	0	0	0	0	0	2	2	6	0	6	3	1	10	0	0
15	BANKS Noahkai	10	8	80%	0	0	0	0	5	1	0	3	1	5	4	1	9	0	1
18	HARANGI Aiden	11	10	90%	0	0	0	0	2	2	0	5	2	1	5	5	9	2	0
20	JAMISON Bryce	2	2	100%	0	0	0	0	0	1	0	0	1	1	1	0	2	0	0
4	HALL Tyler	3	3	100%	0	0	0	0	1	2	0	0	0	1	1	1	3	0	0
7	BERCHIMAS Nimfasha	0	0	0%	0	0	0	0	0	0	0	0	0	0	0	0	0	0	0
13	MILLER Peyton	2	1	50%	0	0	0	0	0	1	0	1	0	1	0	1	2	0	0
17	FIGUEROA Keyrol	0	0	0%	0	0	0	0	0	0	0	0	0	0	0	0	0	0	0
19	RUDISILL Paulo	1	0	0%	0	0	0	0	0	1	0	0	0	1	0	0	1	0	0

					4 Units				3 Units			2 Units		Direction			Distribution Type		
#	Player	Line Breaks Attempted	Line Breaks Completed	Line Break Completion %	Attacking Line	Attacking Midfield Line	Midfield Line	Defensive Line	Attacking Line	Midfield Line	Defensive Line	Midfield Line	Defensive Line	Through	Around	Over	Pass	Cross	Ball Progression
1	ARGNEY Paul	13	5	38%	0	0	0	0	7	4	0	2	0	1	0	12	13	0	0
3	SANGUI Nhoa	15	14	93%	0	0	0	0	5	2	1	7	0	4	8	3	14	1	0
5	KAYI SANDA Joachim	18	17	94%	0	0	0	0	9	6	2	1	0	3	10	5	18	0	0
6	FERRO Nolan	4	1	25%	0	0	0	0	0	3	0	1	0	1	1	2	4	0	0
7	ISSOUFOU Yanis	8	3	37%	0	0	0	0	0	4	1	3	0	1	4	3	4	1	3
12	ZAGUE Yoram	11	10	90%	0	1	0	0	5	2	1	1	1	2	5	4	9	0	2
14	SYLLA Fode	3	2	66%	0	0	0	0	0	1	1	1	0	3	0	0	3	0	0
15	TCHAPTCHET Arthur	7	6	85%	0	0	0	0	3	1	1	2	0	3	1	3	7	0	0
17	DIALLO Tidiane	6	2	33%	0	0	0	0	0	1	1	2	2	1	4	1	2	1	3
18	BOUCHENNA Mohamed-Amine	5	4	80%	0	0	0	0	1	2	0	2	0	4	0	1	5	0	0
19	TINCRES Joan	0	0	0%	0	0	0	0	0	0	0	0	0	0	0	0	0	0	0
4	MEUPIYOU Bastien	9	7	77%	0	0	0	0	4	2	2	1	0	3	2	4	8	0	1
9	LAMBOURDE Mathis	0	0	0%	0	0	0	0	0	0	0	0	0	0	0	0	0	0	0
10	BOUNEB Ismail	0	0	0%	0	0	0	0	0	0	0	0	0	0	0	0	0	0	0
11	GOMIS Tidiam	0	0	0%	0	0	0	0	0	0	0	0	0	0	0	0	0	0	0
20	AMOUGOU Mathis	6	6	100%	0	0	0	0	4	1	0	1	0	4	2	0	4	0	2



Passing Networks

#	Passes From ↓ to →	FERREE Duran	REID-BROWN Tahir	HAWKINS Stuart	CORCORAN Matthew	BURTON Micah	MEDINA Cruz	VAZQUEZ David	HABROUNE Taha	BANKS Noahkai	HARANGI Aiden	JAMISON Bryce	HALL Tyler	BERCHIMAS Nimfasha	MILLER Peyton	FIGUEROA Keyrol	RUDISILL Paulo
12	FERREE Duran	0	0	9	4	0	1	0	1	4	5	0	3	0	1	0	0
3	REID-BROWN Tahir	0	0	8	5	0	1	3	1	0	0	0	6	0	1	0	0
5	HAWKINS Stuart	2	11	0	11	1	5	1	15	11	0	1	0	0	0	0	2
6	CORCORAN Matthew	1	8	6	0	1	8	1	3	6	10	0	4	0	1	0	0
9	BURTON Micah	0	0	2	1	0	0	1	2	0	2	0	0	0	1	0	1
10	MEDINA Cruz	1	1	2	5	2	0	6	2	3	4	0	3	0	1	0	0
11	VAZQUEZ David	0	2	1	0	0	6	0	3	0	0	1	0	0	0	0	0
14	HABROUNE Taha	0	2	7	3	1	6	5	0	6	0	2	0	0	0	0	0
15	BANKS Noahkai	4	2	15	4	1	3	1	5	0	15	1	4	0	0	0	1
18	HARANGI Aiden	2	0	1	2	3	3	0	0	21	0	6	0	1	0	1	0
20	JAMISON Bryce	0	0	0	0	2	1	1	2	0	3	0	0	0	0	0	0
4	HALL Tyler	2	5	0	6	0	5	0	0	1	0	0	0	0	0	0	2
7	BERCHIMAS Nimfasha	0	0	0	0	0	0	0	0	1	0	0	0	0	1	0	0
13	MILLER Peyton	0	1	0	1	0	1	0	0	0	0	0	0	1	0	0	0
17	FIGUEROA Keyrol	0	0	0	0	0	0	0	0	0	0	0	0	0	0	0	0
19	RUDISILL Paulo	0	0	1	1	0	1	0	0	0	0	0	2	0	0	0	0

Top 5 Player to Player Passers		
Player	Passed To	% of Total Team Passes
HARANGI Aiden	BANKS Noahkai	5.5%
HAWKINS Stuart	HABROUNE Taha	3.9%
BANKS Noahkai	HAWKINS Stuart	3.9%
BANKS Noahkai	HARANGI Aiden	3.9%
HAWKINS Stuart	CORCORAN Matthew	2.9%

Passing Networks


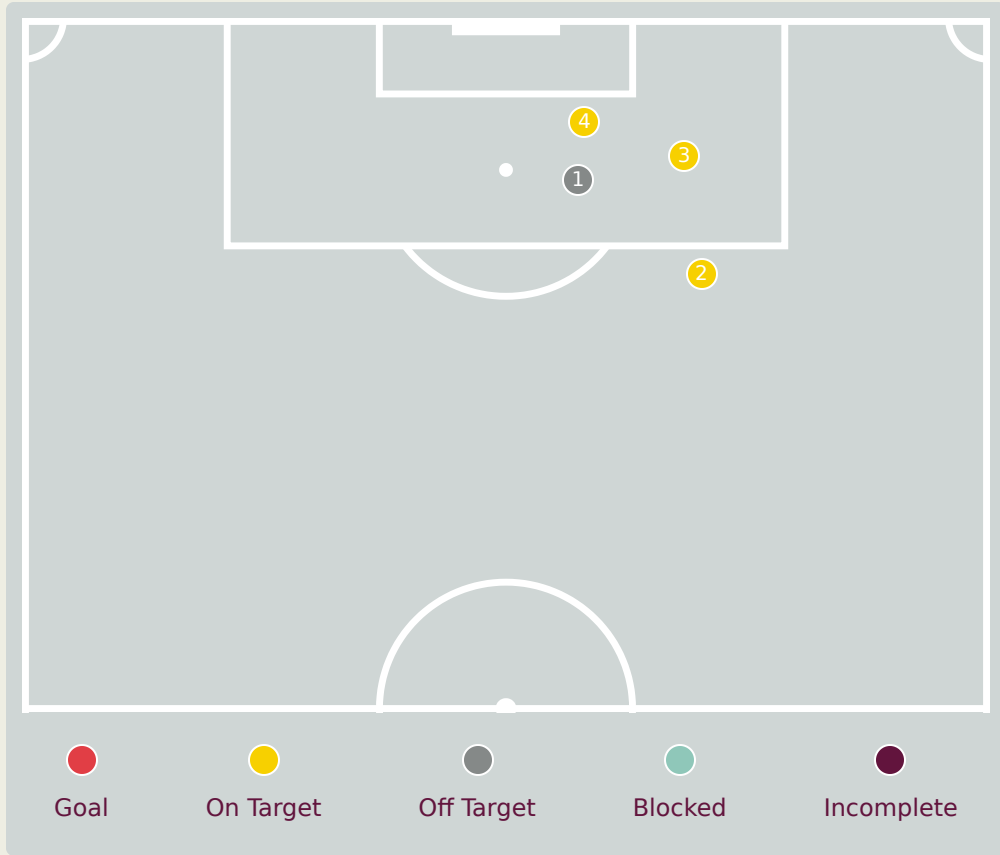


#	Passes From ↓ to →	ARGNEY Paul	SANGUI Nhoa	KAYI SANDA Joachim	FERRO Nolan	ISSOUFOU Yanis	ZAGUE Yoram	SYLLA Fode	TCHAPTCHET Arthur	DIALLO Tidiane	BOUCHENNA Mohamed-Amine	TINCRES Joan	MEUPIYOU Bastien	LAMBOURDE Mathis	BOUNEB Ismail	GOMIS Tidiam	AMOUGOU Mathis
1	ARGNEY Paul	21	2	11	1	0	2	0	13	0	0	0	8	0	1	0	1
3	SANGUI Nhoa	4	18	6	1	0	0	1	2	4	9	2	2	0	0	2	1
5	KAYI SANDA Joachim	4	25	4	1	1	1	0	18	4	8	0	0	0	0	0	0
6	FERRO Nolan	1	2	6	7	0	7	2	9	0	0	0	3	0	0	0	4
7	ISSOUFOU Yanis	0	1	0	1	7	4	0	0	2	0	1	0	2	0	0	0
12	ZAGUE Yoram	1	0	1	4	3	7	0	17	1	0	0	1	0	1	0	1
14	SYLLA Fode	0	2	1	2	2	1	1	1	1	0	1	1	0	0	0	0
15	TCHAPTCHET Arthur	21	1	24	6	4	8	0	1	0	0	0	8	0	0	0	1
17	DIALLO Tidiane	0	2	0	0	2	1	0	1	3	3	0	0	0	0	0	0
18	BOUCHENNA Mohamed-Amine	0	6	2	3	2	0	1	0	3	2	1	0	0	0	0	0
19	TINCRES Joan	0	0	1	1	0	1	0	0	0	0	2	0	0	1	0	1
4	MEUPIYOU Bastien	6	3	0	3	1	2	0	5	0	1	0	3	0	0	0	4
9	LAMBOURDE Mathis	0	0	0	0	0	0	0	0	0	0	0	0	3	0	0	0
10	BOUNEB Ismail	0	2	0	0	0	3	0	1	0	0	0	0	0	3	1	1
11	GOMIS Tidiam	0	0	0	1	0	1	0	0	0	0	0	0	0	0	3	1
20	AMOUGOU Mathis	0	1	0	4	1	0	0	5	0	1	0	1	0	1	1	3

Top 5 Player to Player Passers		
Player	Passed To	% of Total Team Passes
KAYI SANDA Joachim	SANGUI Nhoa	6.1%
TCHAPTCHET Arthur	KAYI SANDA Joachim	5.9%
TCHAPTCHET Arthur	ARGNEY Paul	5.1%
SANGUI Nhoa	KAYI SANDA Joachim	4.4%
KAYI SANDA Joachim	TCHAPTCHET Arthur	4.4%



Attempts at Goal



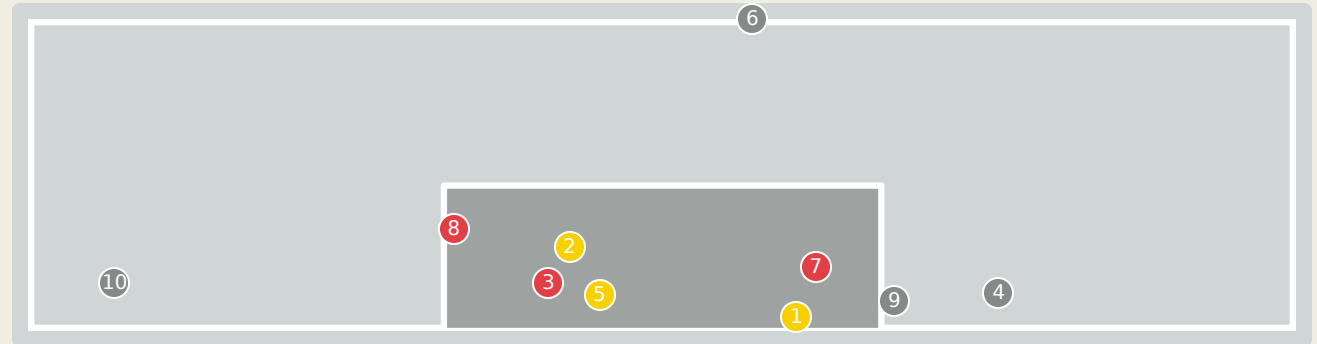
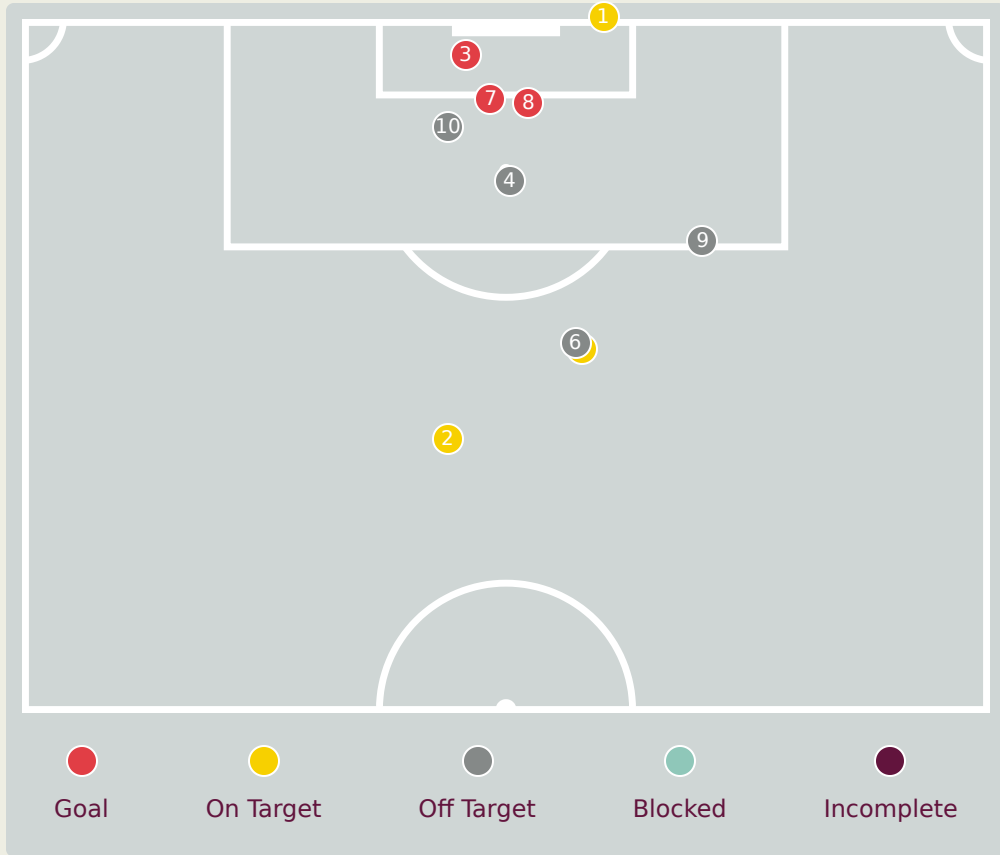
Key	Outcome	Shots
●	Goals	0
●	On Target	3
●	Off Target	1
●	Blocked	0
●	Incomplete	0



Attempts at Goal

Time	Player	Outcome	Body Part	Delivery Type
13	14 HABROUNE Taha	Deflected Off Target - Defensive Event	Right Foot	Pass
21	10 MEDINA Cruz	On Target - Saved	Right Foot	Pass
51	10 MEDINA Cruz	On Target - Saved	Right Foot	Pass
56	10 MEDINA Cruz	On Target - Saved	Right Foot	Cross

Attempts at Goal



Key	Outcome	Shots
●	Goals	3
●	On Target	3
●	Off Target	4
●	Blocked	0
●	Incomplete	0

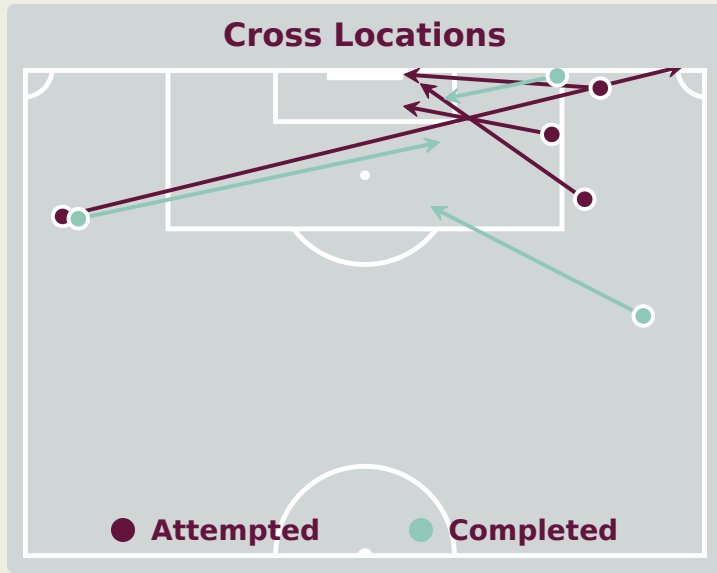
Attempts at Goal



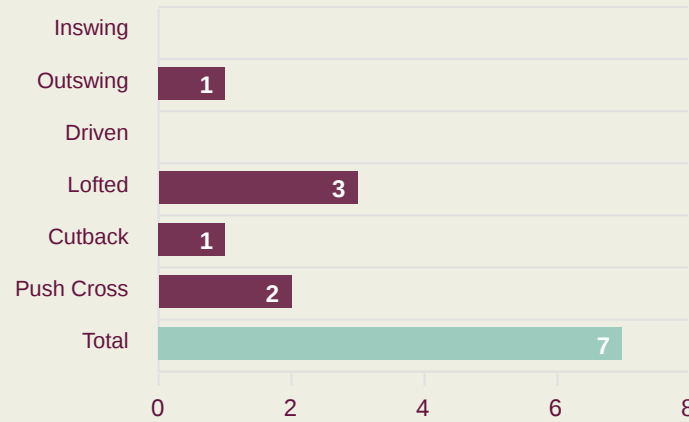
Time	Player	Outcome	Body Part	Delivery Type
6	14 SYLLA Fode	On Target - Saved	Right Foot	Pass
27	5 KAYI SANDA Joachim	On Target - Saved	Right Foot	Pass
46	19 TINCREC Joan	On Target - Goal	Left Foot	Cross
55	18 BOUCHENNA Mohamed-Amine	Off Target	Head	Cross
74	7 ISSOUFOU Yanis	On Target - Saved	Left Foot	Ball Progression
78	20 AMOUGOU Mathis	Off Target	Right Foot	Ball Progression
81	19 TINCREC Joan	On Target - Goal	Right Foot	Loose Ball
85	4 MEUPIYOU Bastien	On Target - Goal	Head	Cross
93	9 LAMBOURDE Mathis	Off Target	Left Foot	Pass
97	4 MEUPIYOU Bastien	Off Target	Head	Pass



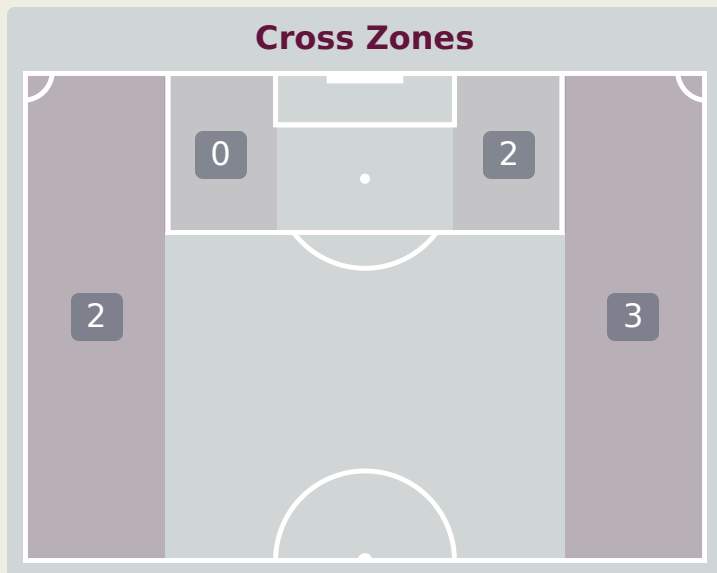
Crosses (Open Play)



Delivery Type



#	Player	Inswing	Outswing	Driven	Lofted	Cutback	Push Cross	Total Attempted
12	FERREE Duran	0	0	0	0	0	0	0
3	REID-BROWN Tahir	0	0	0	0	0	0	0
5	HAWKINS Stuart	0	0	0	0	0	0	0
6	CORCORAN Matthew	0	0	0	0	0	0	0
9	BURTON Micah	0	0	0	0	1	0	1
10	MEDINA Cruz	0	0	0	0	0	0	0
11	VAZQUEZ David	0	0	0	1	0	1	2
14	HABROUNE Taha	0	0	0	0	0	0	0
15	BANKS Noahkai	0	0	0	0	0	0	0
18	HARANGI Aiden	0	1	0	2	0	1	4
20	JAMISON Bryce	0	0	0	0	0	0	0
4	HALL Tyler	0	0	0	0	0	0	0
7	BERCHIMAS Nimfasha	0	0	0	0	0	0	0
13	MILLER Peyton	0	0	0	0	0	0	0
17	FIGUEROA Keyrol	0	0	0	0	0	0	0
19	RUDISILL Paulo	0	0	0	0	0	0	0



Attempted

7

Completed

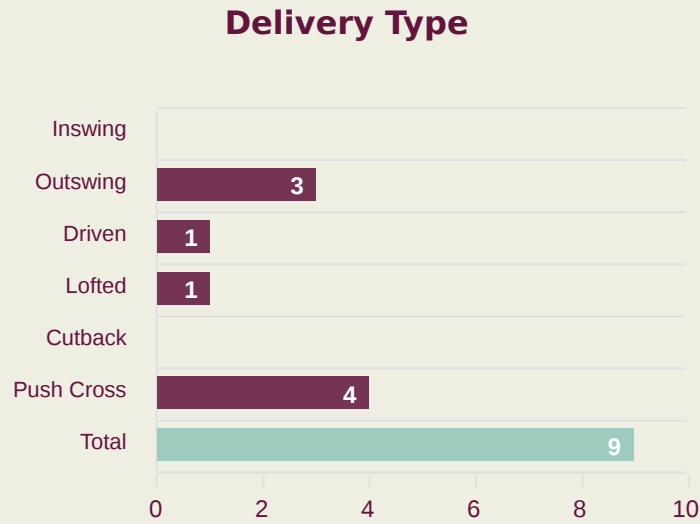
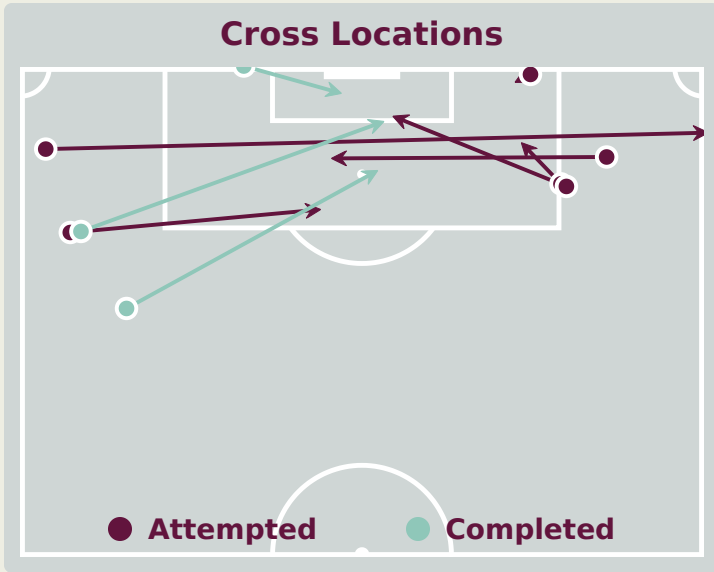
3

Most Crosses Attempted

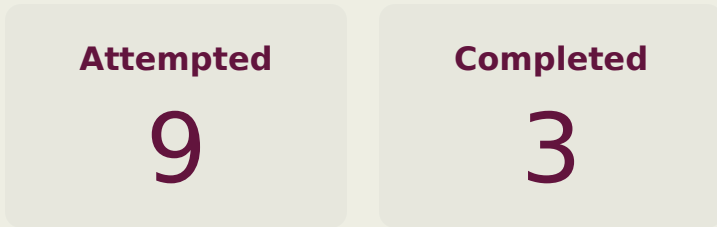
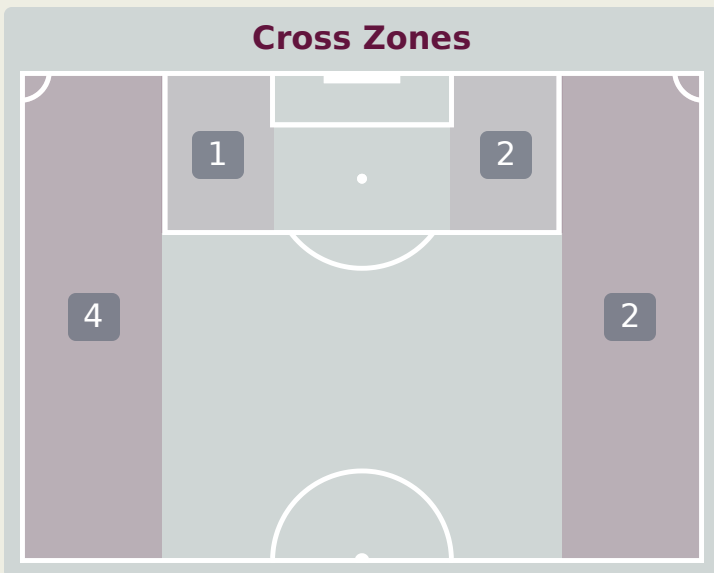
4

HARANGI Aiden
RIGHT BACK

Crosses (Open Play)

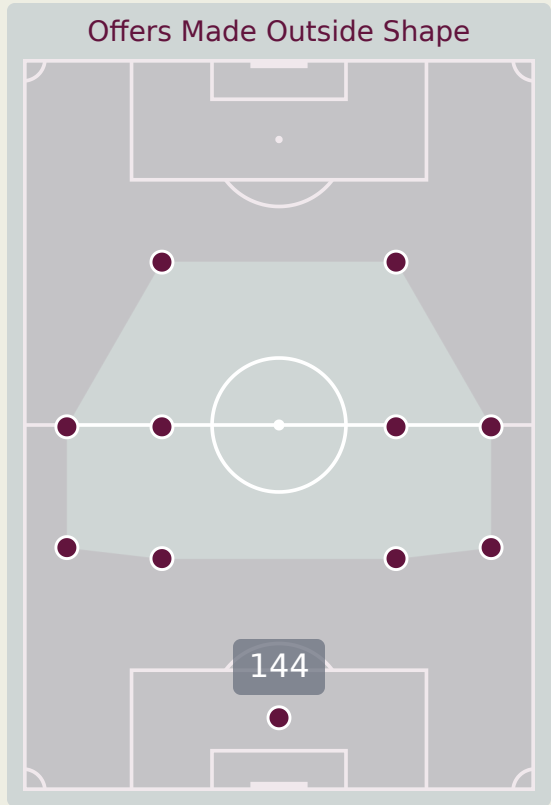
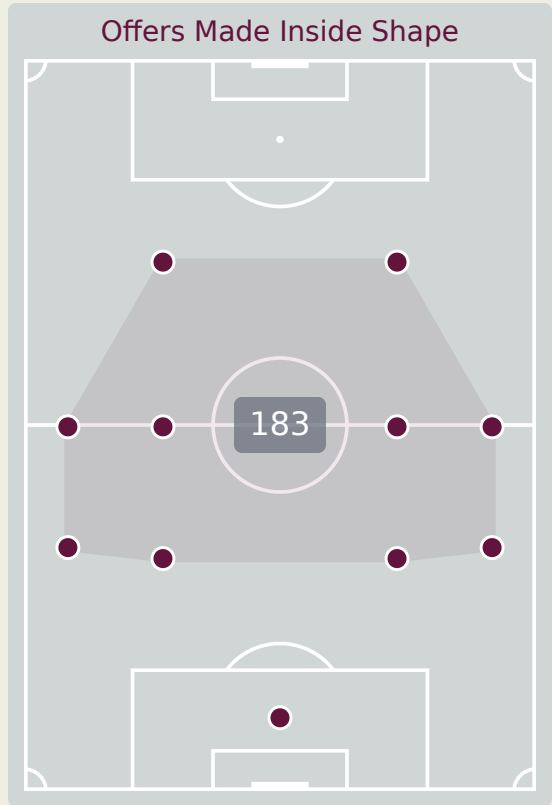


#	Player	Inswing	Outswing	Driven	Lofted	Cutback	Push Cross	Total Attempted
1	ARGNEY Paul	0	0	0	0	0	0	0
3	SANGUI Nhoa	0	2	0	0	0	0	2
5	KAYI SANDA Joachim	0	0	0	0	0	0	0
6	FERRO Nolan	0	0	0	0	0	0	0
7	ISSOUFOU Yanis	0	1	1	0	0	0	2
12	ZAGUE Yoram	0	0	0	1	0	2	3
14	SYLLA Fode	0	0	0	0	0	0	0
15	TCHAPTCHET Arthur	0	0	0	0	0	0	0
17	DIALLO Tidiane	0	0	0	0	0	0	0
18	BOUCHENNA Mohamed-Amine	0	0	0	0	0	2	2
19	TINCRES Joan	0	0	0	0	0	0	0
4	MEUPIYOU Bastien	0	0	0	0	0	0	0
9	LAMBOURDE Mathis	0	0	0	0	0	0	0
10	BOUNEB Ismail	0	0	0	0	0	0	0
11	GOMIS Tidiam	0	0	0	0	0	0	0
20	AMOUGOU Mathis	0	0	0	0	0	0	0





Offering to Receive



#	Player	Offers Made	Offers Received	% Made & Received
12	FERREE Duran	13	3	23.1%
3	REID-BROWN Tahir	19	3	15.8%
5	HAWKINS Stuart	6	3	50%
6	CORCORAN Matthew	59	25	42.4%
9	BURTON Micah	15	8	53.3%
10	MEDINA Cruz	27	17	63%
11	VAZQUEZ David	32	12	37.5%
14	HABROUNE Taha	47	16	34%
15	BANKS Noahkai	7	3	42.9%
18	HARANGI Aiden	25	12	48%
20	JAMISON Bryce	12	5	41.7%
4	HALL Tyler	2	1	50%
7	BERCHIMAS Nimfasha	9	1	11.1%
13	MILLER Peyton	15	1	6.7%
17	FIGUEROA Keyrol	2	1	50%
19	RUDISILL Paulo	37	2	5.4%



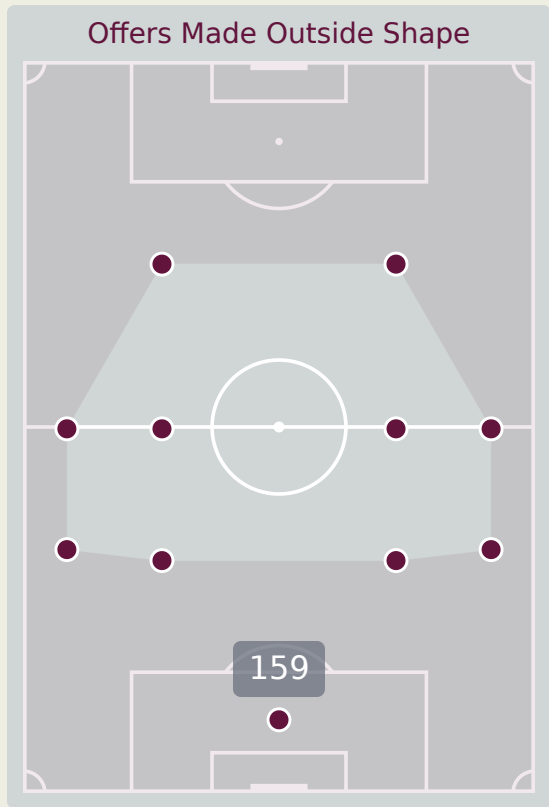
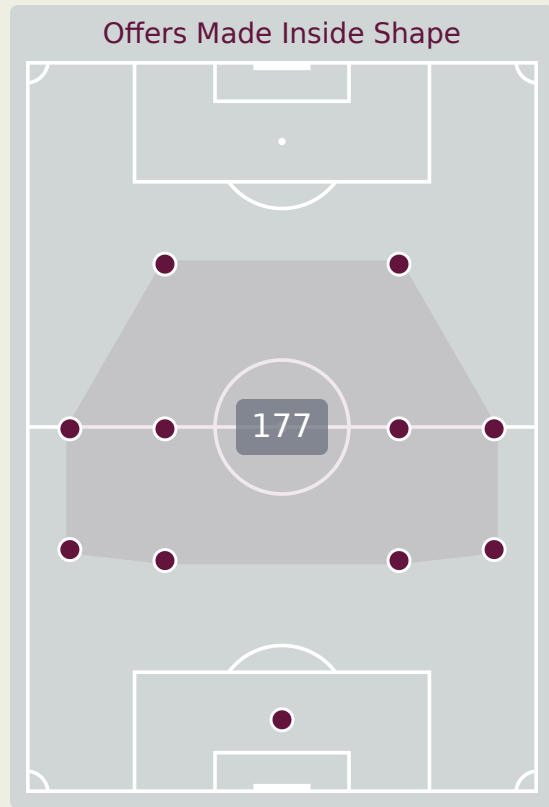
Offering to Receive

336
Total Offers Made

94
Total Offers Received

Most Offers
53
SYLLA Fode
RIGHT CENTRE MIDFIELD

137
Offers Made in Final Third



148
Offers Made in Middle Third

51
Offers Made in Defensive Third

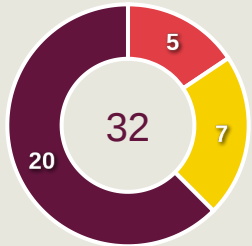
#	Player	Offers Made	Offers Received	% Made & Received
1	ARGNEY Paul	7	4	57.1%
3	SANGUI Nhoa	37	16	43.2%
5	KAYI SANDA Joachim	3	3	100%
6	FERRO Nolan	39	20	51.3%
7	ISSOUFOU Yanis	30	4	13.3%
12	ZAGUE Yoram	6	3	50%
14	SYLLA Fode	53	5	9.4%
15	TCHAPTCHET Arthur	10	5	50%
17	DIALLO Tidiane	35	8	22.9%
18	BOUCHENNA Mohamed-Amine	10	3	30%
19	TINCRES Joan	43	5	11.6%
4	MEUPIYOU Bastien	5	3	60%
9	LAMBOURDE Mathis	6	1	16.7%
10	BOUNEB Ismail	21	6	28.6%
11	GOMIS Tidiam	11	2	18.2%
20	AMOUGOU Mathis	20	6	30%



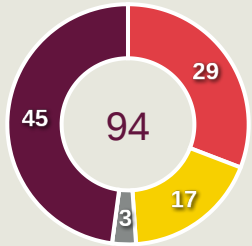
Movement to Receive

Movement Types by Phase

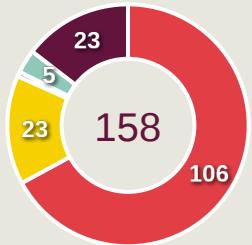
Final Third Phase



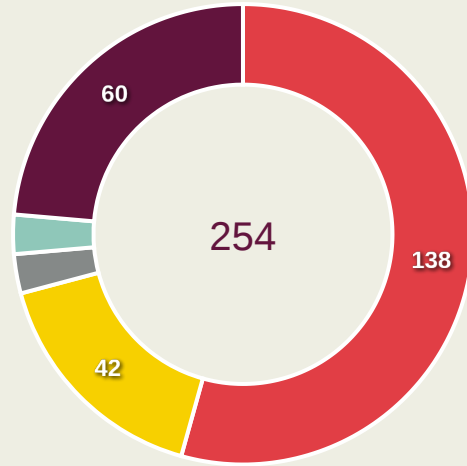
Progression Phase



Build Up Phase



All Movement Types

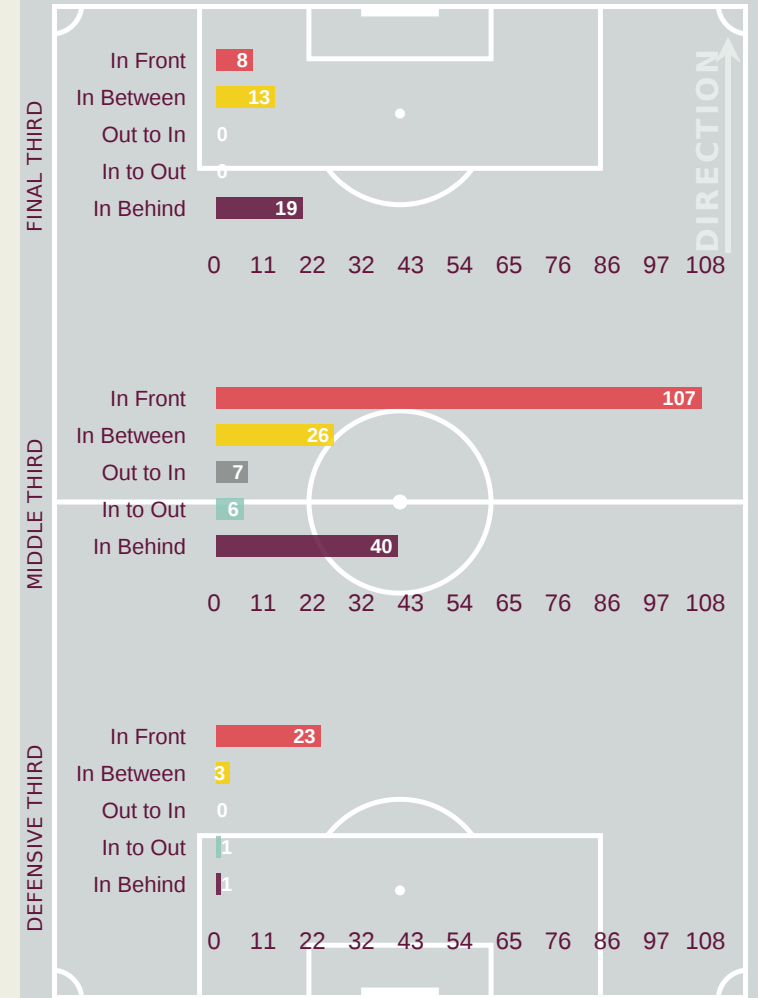


- In Front
- In Between
- Out to In
- In to Out
- In Behind

Top Ranked Players

Type	Player	Movements
In Front	6 CORCORAN Matthew	51
In Between	9 BURTON Micah	8
Out to In	11 VAZQUEZ David	4
In to Out	11 VAZQUEZ David	2
In Behind	11 VAZQUEZ David	17

Movement Types Pitch Third

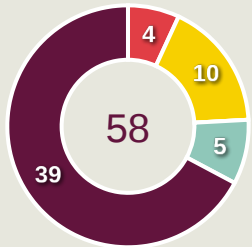




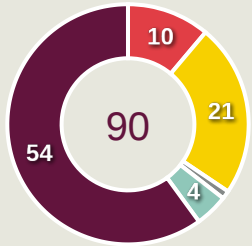
Movement to Receive

Movement Types by Phase

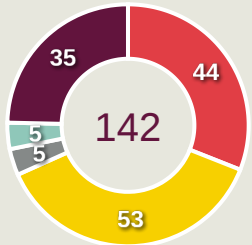
Final Third Phase



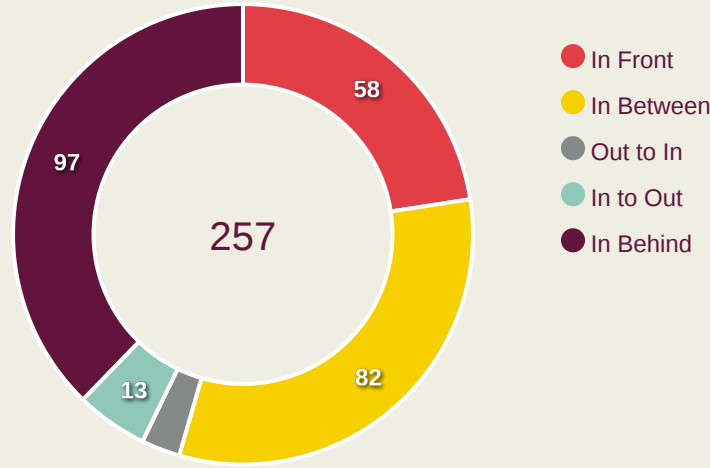
Progression Phase



Build Up Phase



All Movement Types

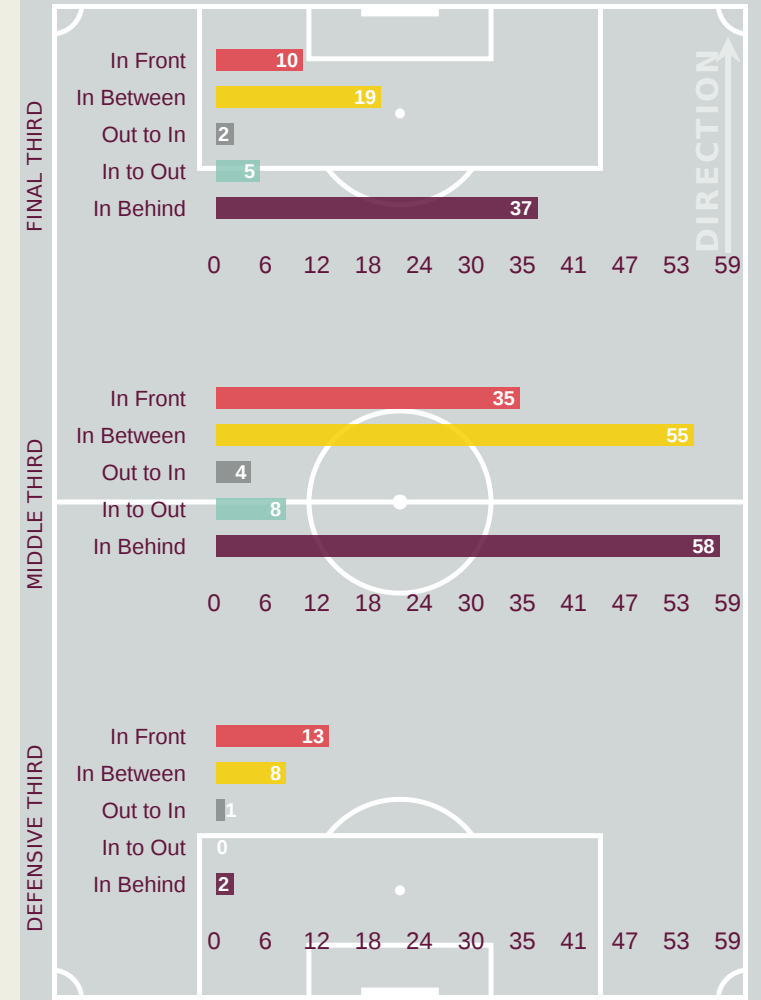


- In Front
- In Between
- Out to In
- In to Out
- In Behind

Top Ranked Players

Type	Player	Movements
In Front	6 FERRO Nolan	18
In Between	14 SYLLA Fode	22
Out to In	3 SANGUI Nhoa	2
In to Out	14 SYLLA Fode	6
In Behind	19 TINCREC Joan	28

Movement Types Pitch Third



OUT OF POSSESSION



U-17 WORLD CUP
INDONESIA 2023



USA v France





Defensive Actions

50

Forced Turnovers

22

Possession Regained

3

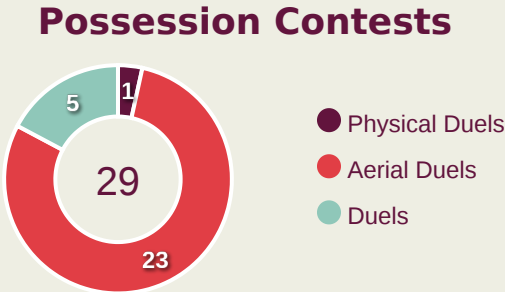
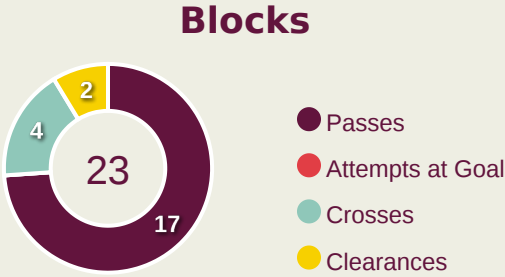
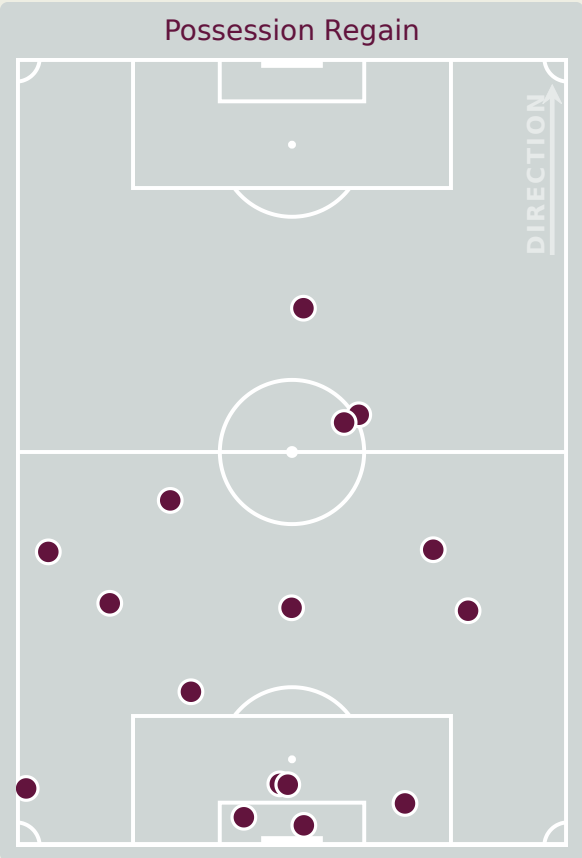
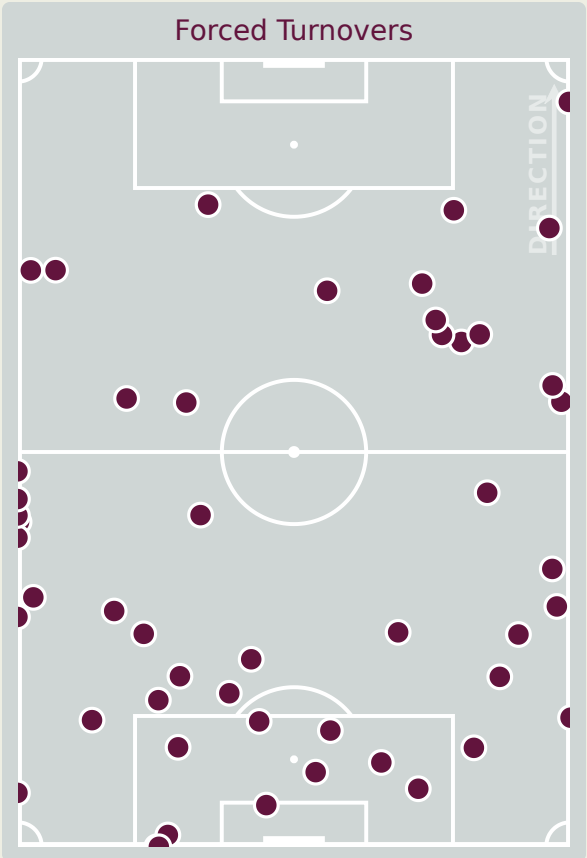
Interceptions

42

Tackles

5.01

Possession Actions / Defensive Action



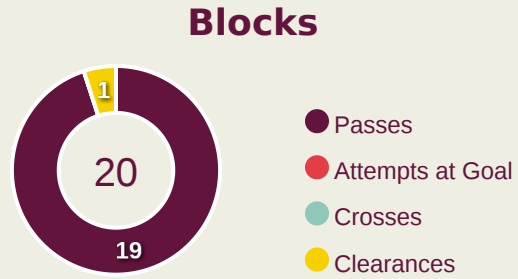
Most Possession Regains

3

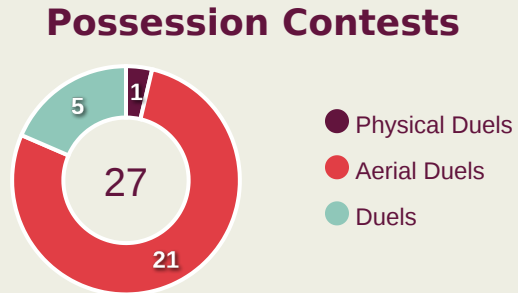
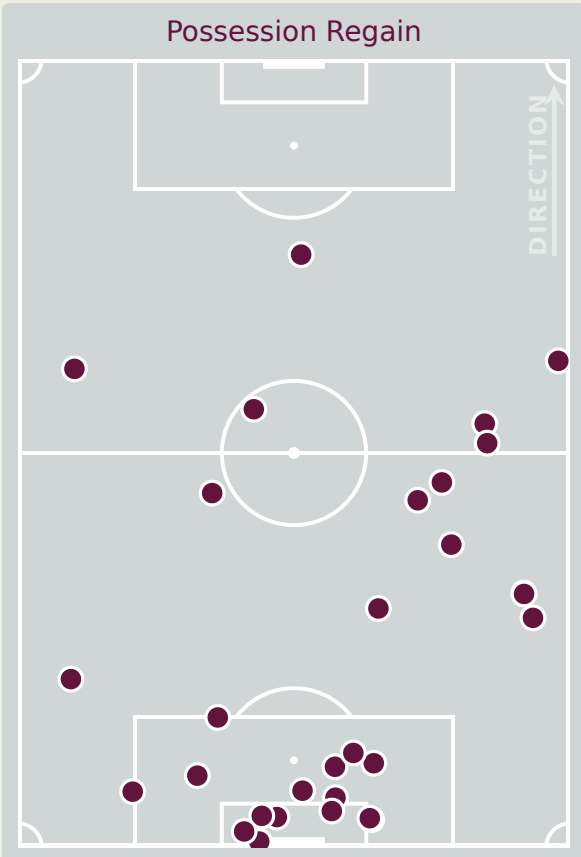
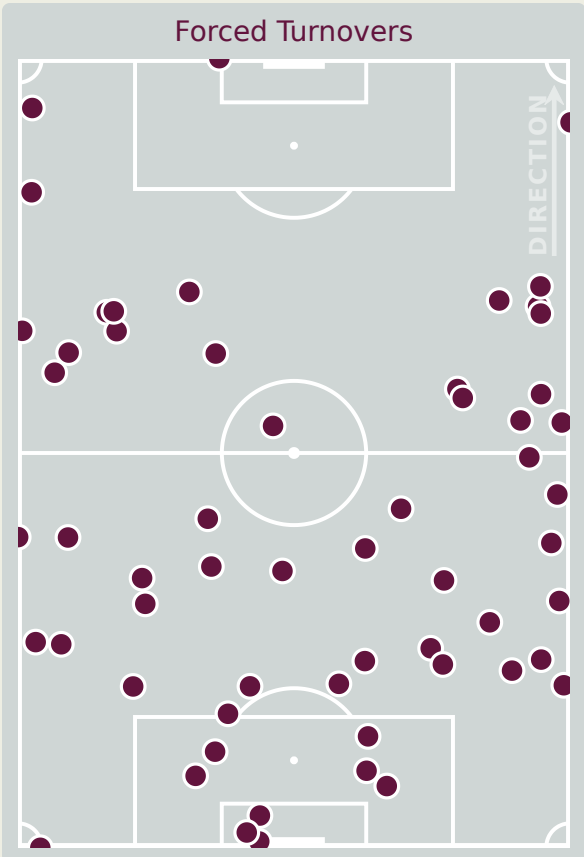
FERREE Duran
GOALKEEPER

#	Player	Total Possession Regains
12	FERREE Duran	3
3	REID-BROWN Tahir	0
5	HAWKINS Stuart	3
6	CORCORAN Matthew	1
9	BURTON Micah	3
10	MEDINA Cruz	2
11	VAZQUEZ David	0
14	HABROUNE Taha	2
15	BANKS Noahkai	1
18	HARANGI Aiden	3
20	JAMISON Bryce	1
4	HALL Tyler	0
7	BERCHIMAS Nimfasha	0
13	MILLER Peyton	1
17	FIGUEROA Keyrol	0
19	RUDISILL Paulo	2

Defensive Actions

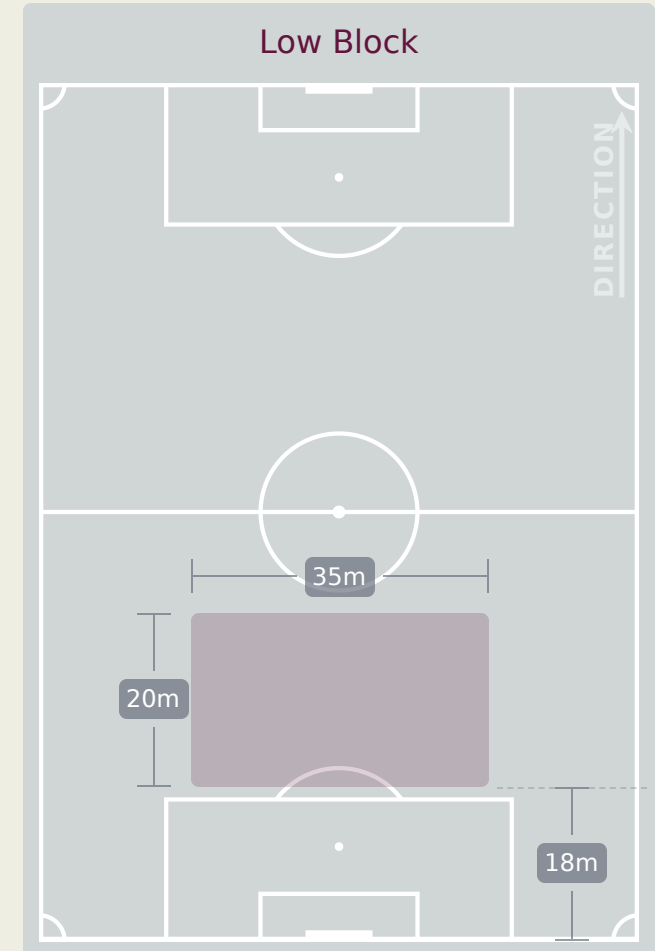
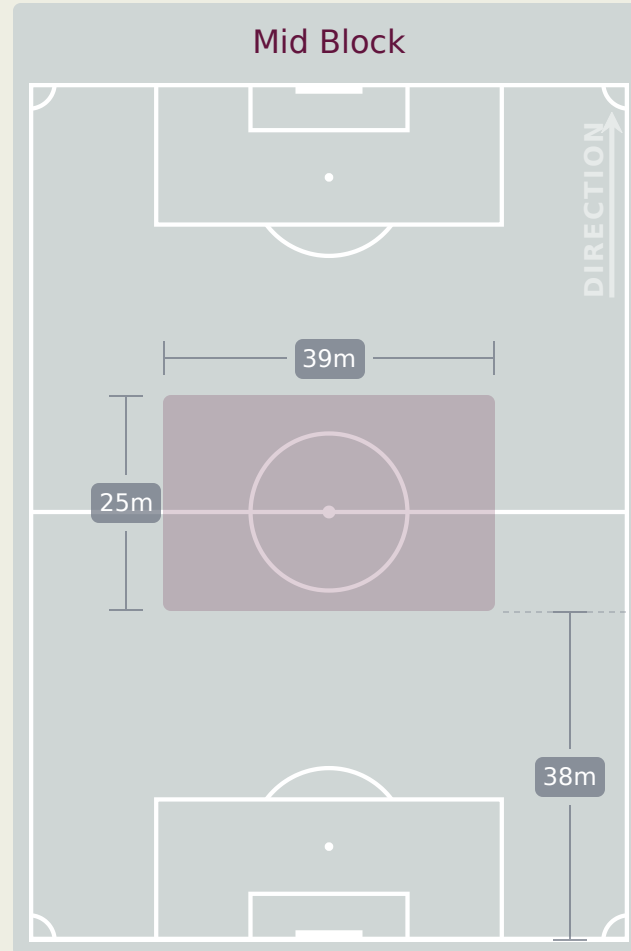
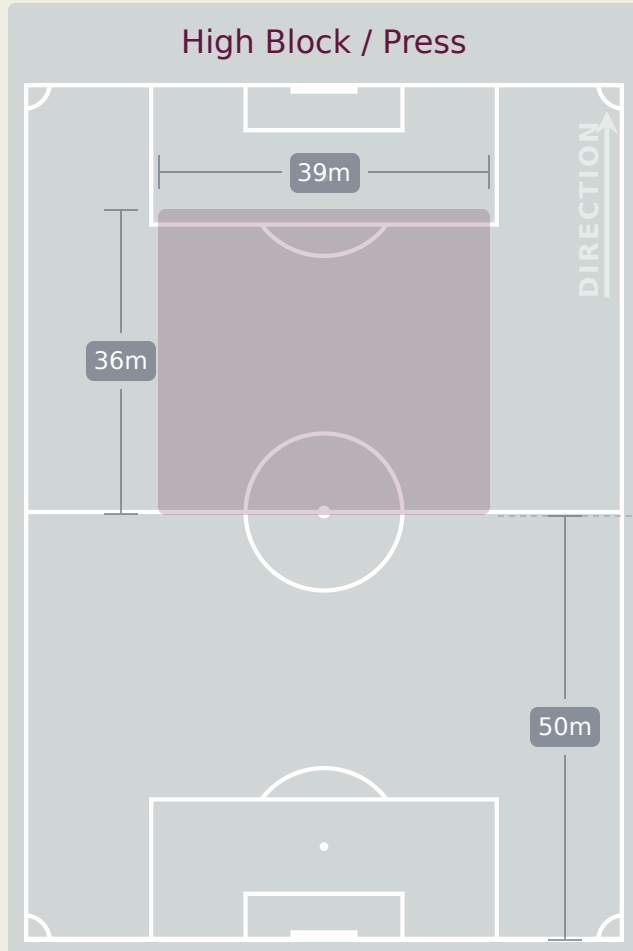


#	Player	Total Possession Regains
1	ARGNEY Paul	8
3	SANGUI Nhoa	1
5	KAYI SANDA Joachim	3
6	FERRO Nolan	2
7	ISSOUFOU Yanis	1
12	ZAGUE Yoram	7
14	SYLLA Fode	6
15	TCHAPTCHET Arthur	3
17	DIALLO Tidiane	0
18	BOUCHENNA Mohamed-Amine	0
19	TINCRES Joan	0
4	MEUPIYOU Bastien	0
9	LAMBOURDE Mathis	0
10	BOUNEB Ismail	0
11	GOMIS Tidiam	0
20	AMOUGOU Mathis	0

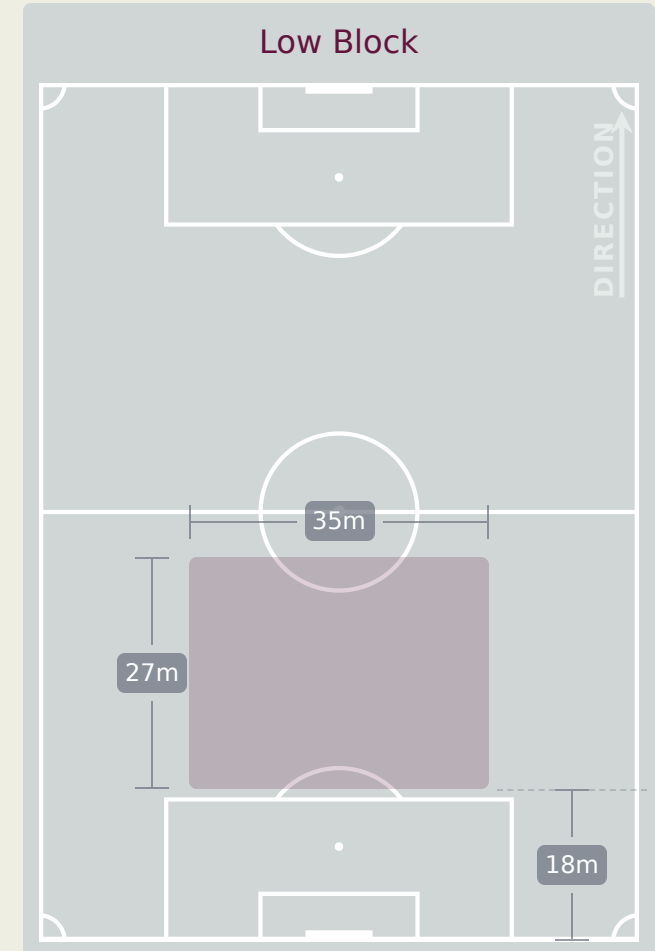
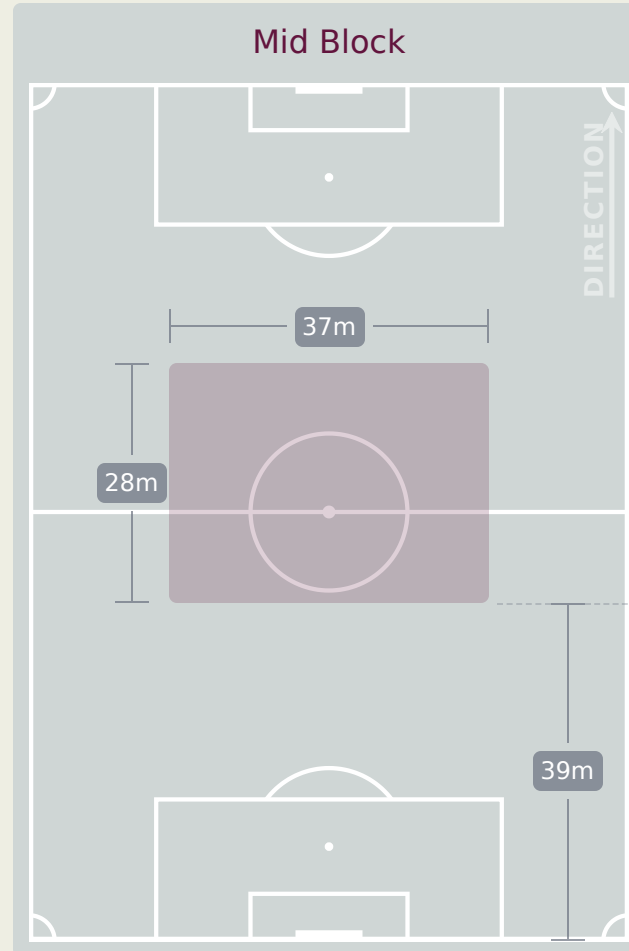
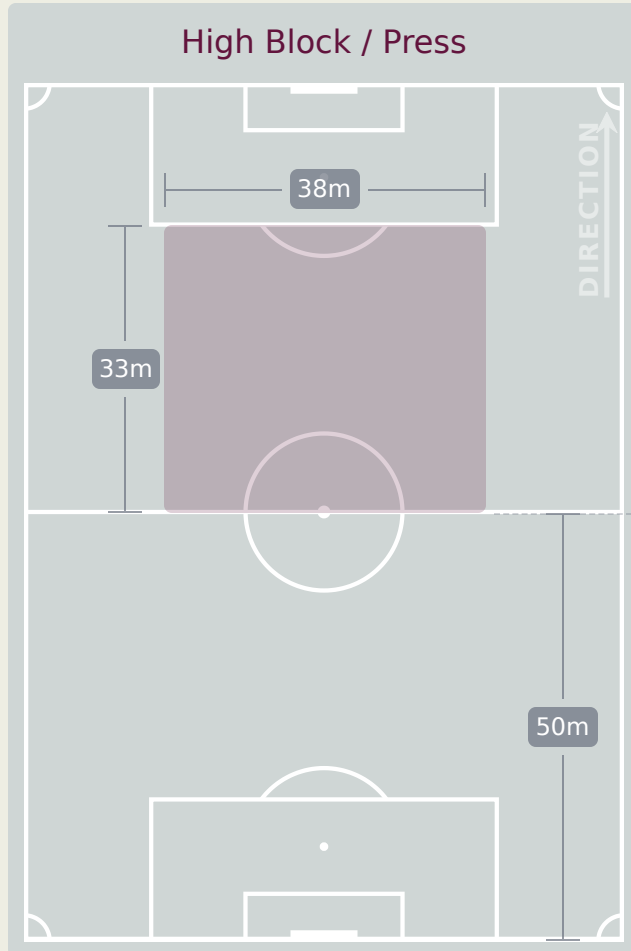




Defensive Line Height & Team Length



Defensive Line Height & Team Length



Defensive Pressure



206	Total Pressures	206
82	Direct Pressures	42
1.5s	Avg Pressure Duration	1.49s
50	Forced Turnovers	58
14.12s	Ball Recovery Time	12.22s
77	Pushing on into Pressing	86
134	Pushing on	226
22	Pressing Direction Inside	37
117	Pressing Direction Outside	102

Most Direct Pressures

14

VAZQUEZ David
CENTRE FORWARD LEFT

Most Direct Pressures

11

ISSOUFOU Yanis
RIGHT WINGER



GOALKEEPING



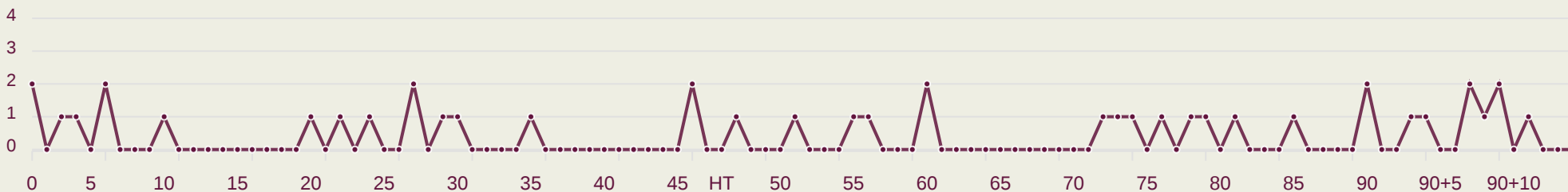
USA v France



Goalkeeping Involvement



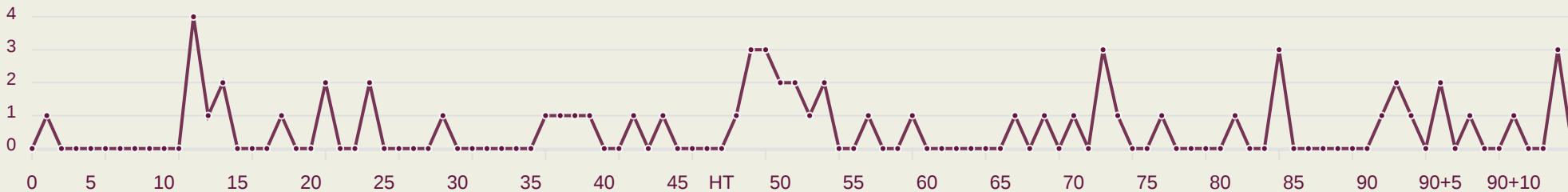
USA GK Involvement Timeline



42
Total Involvements



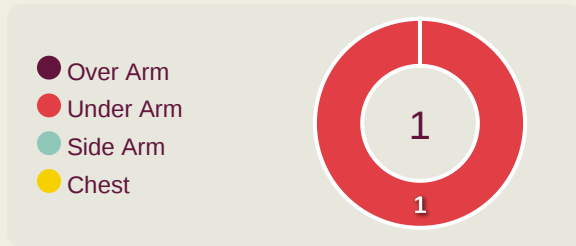
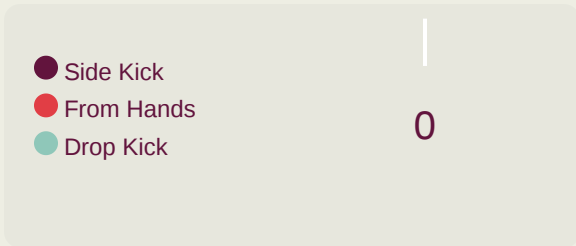
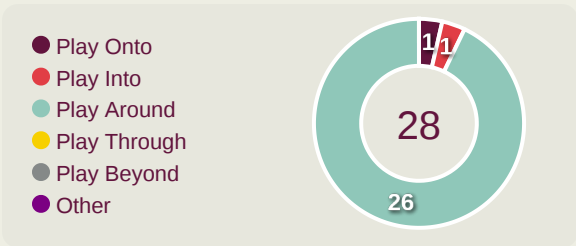
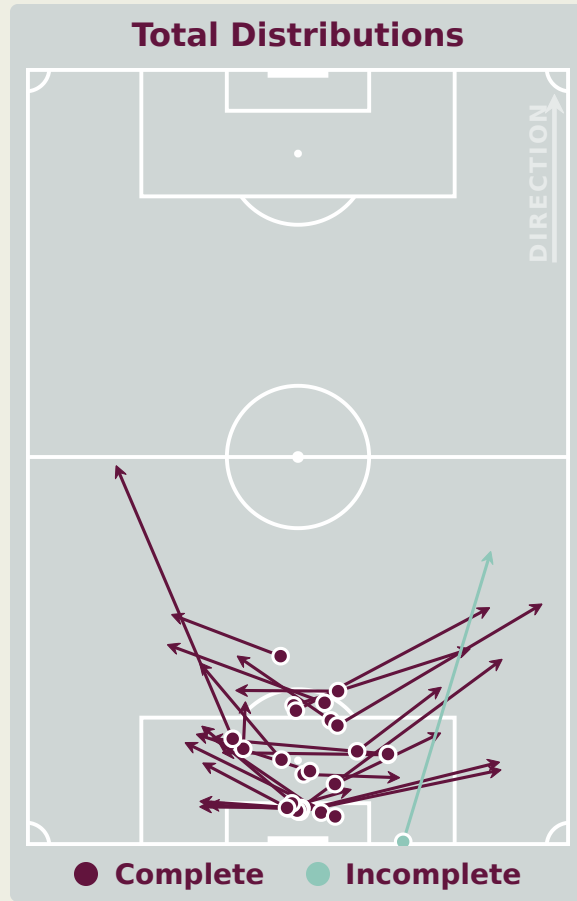
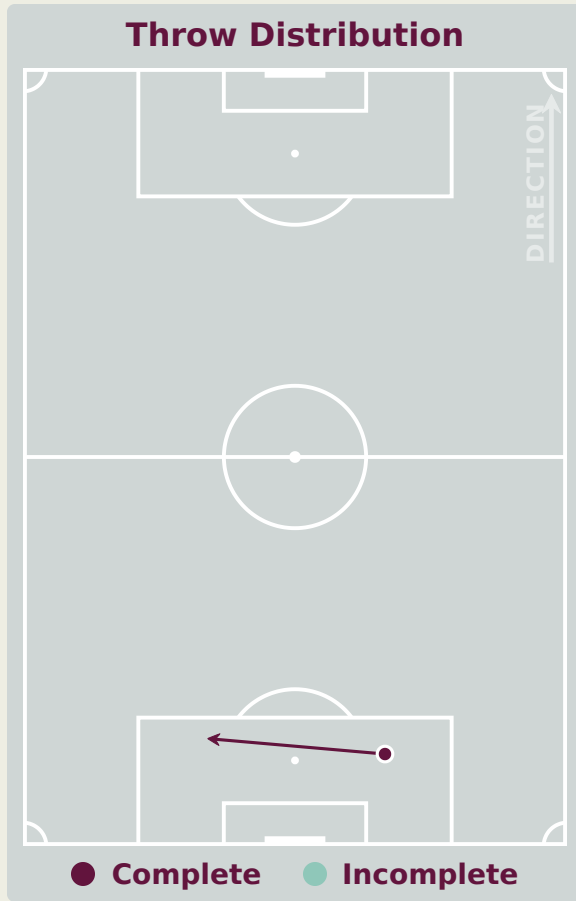
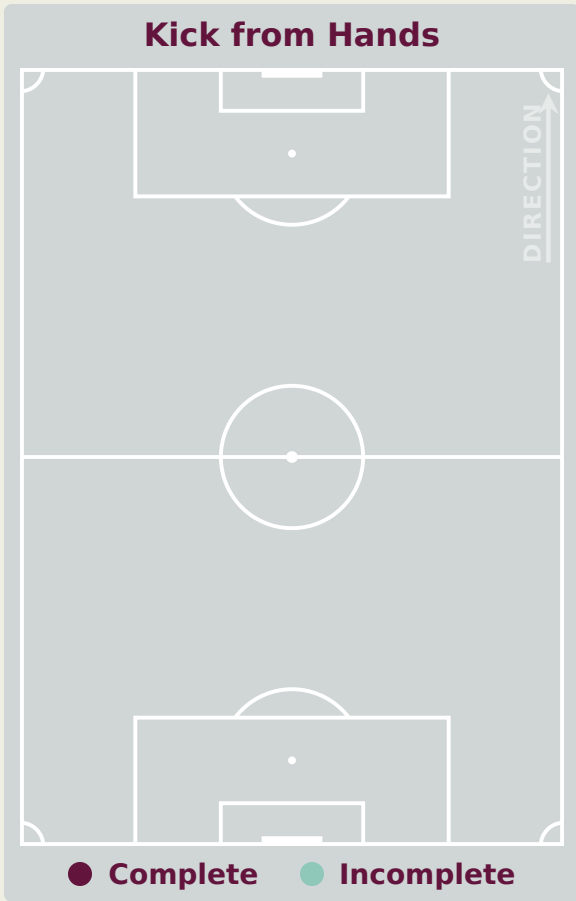
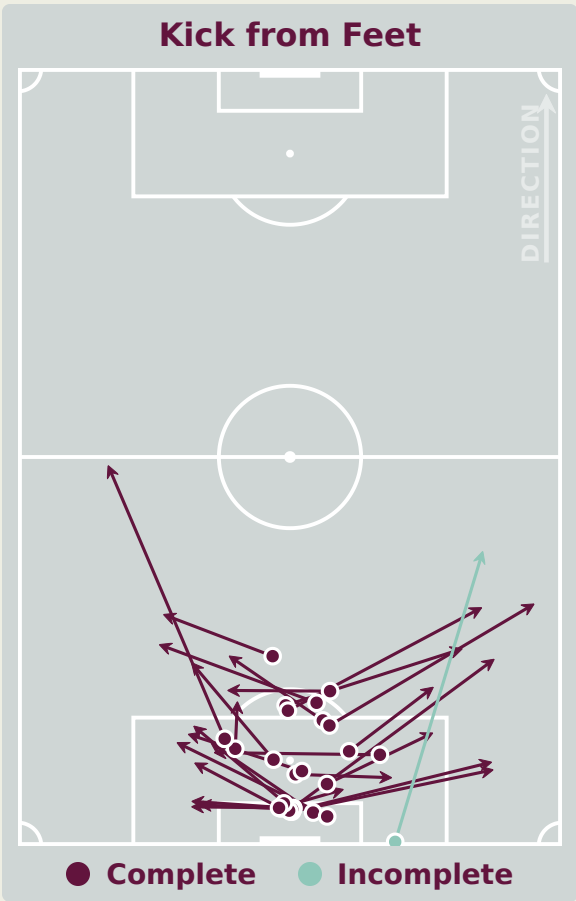
France GK Involvement Timeline



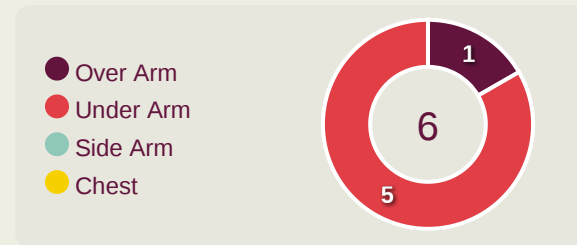
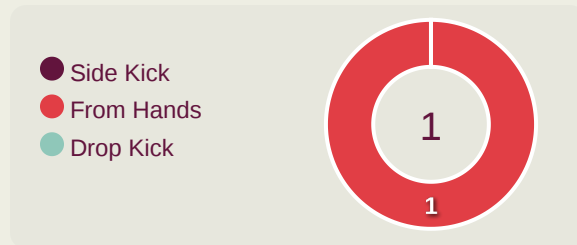
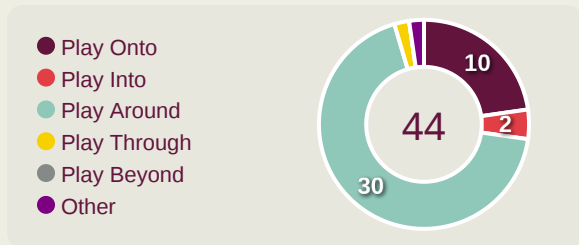
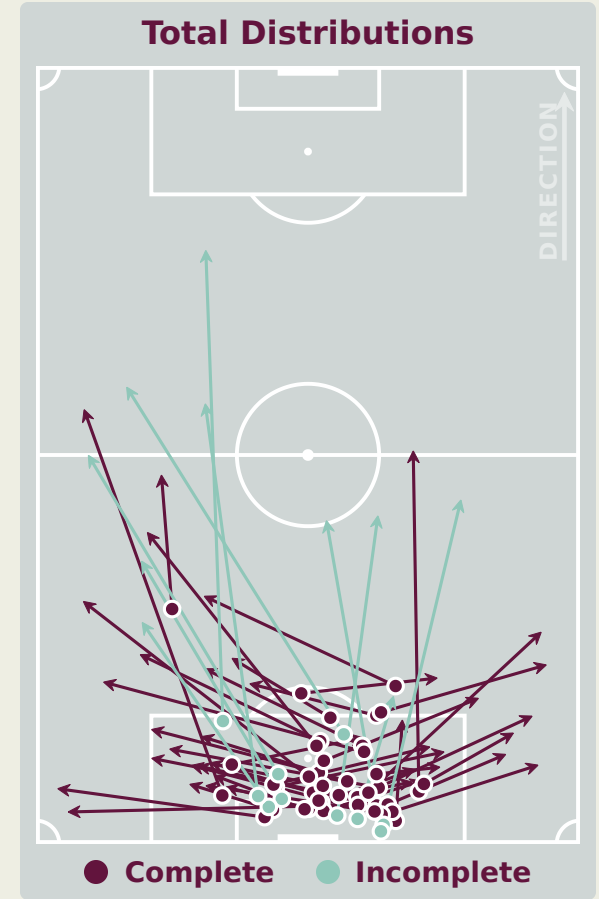
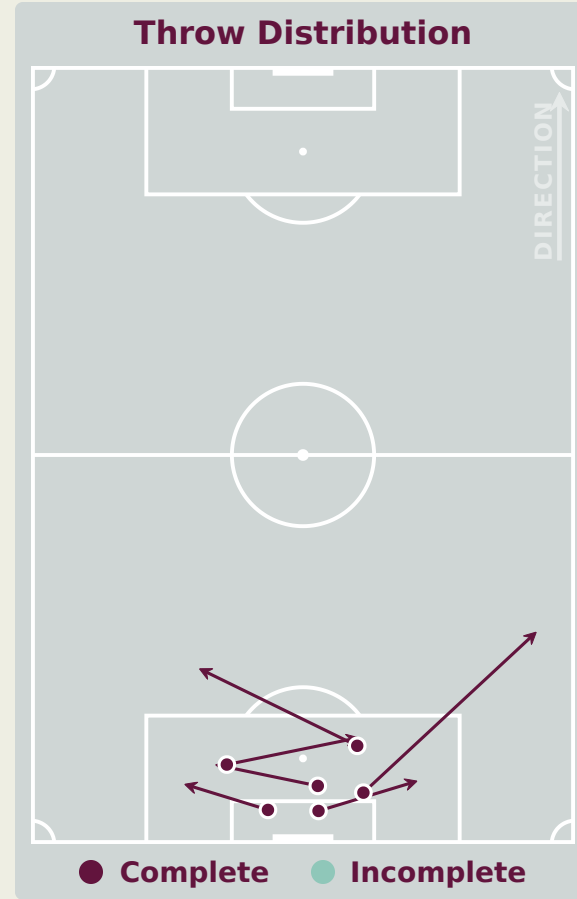
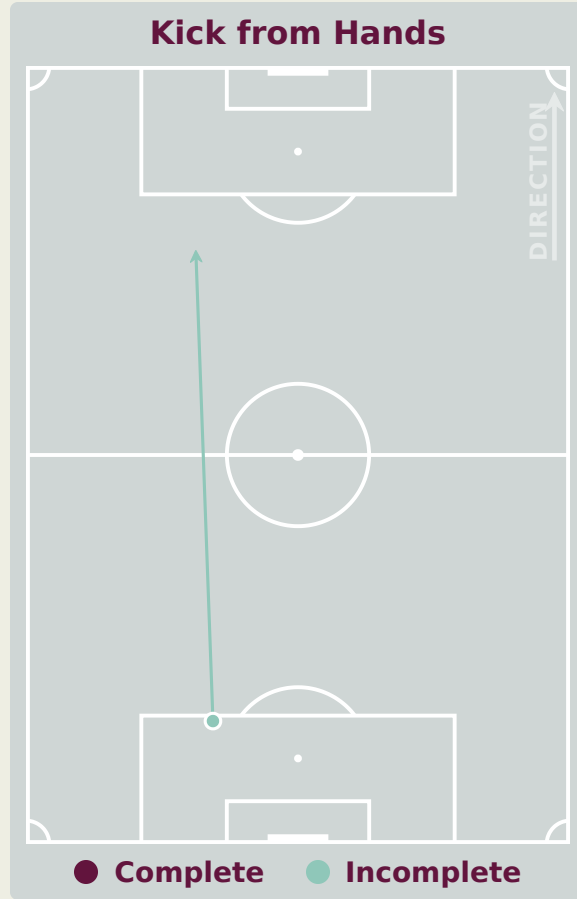
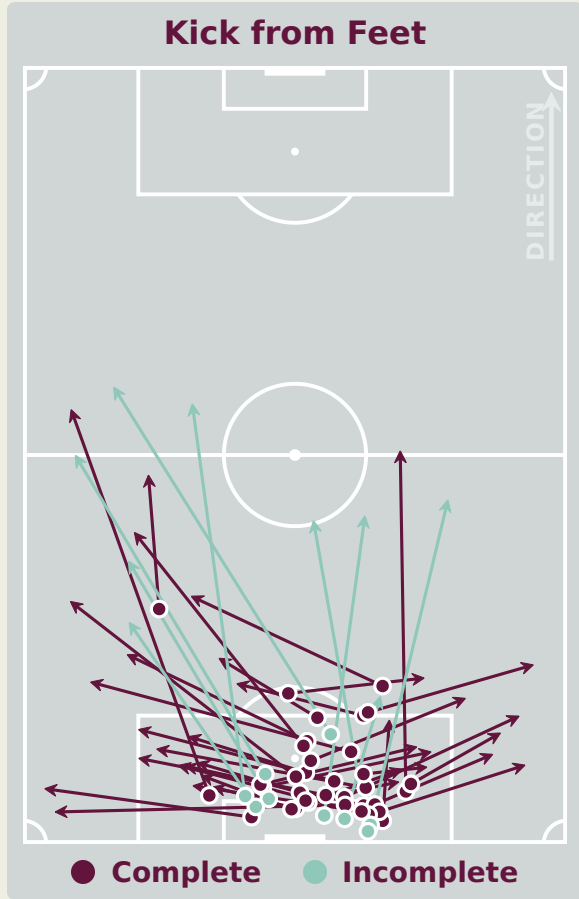
62
Total Involvements



Goalkeeping Distribution

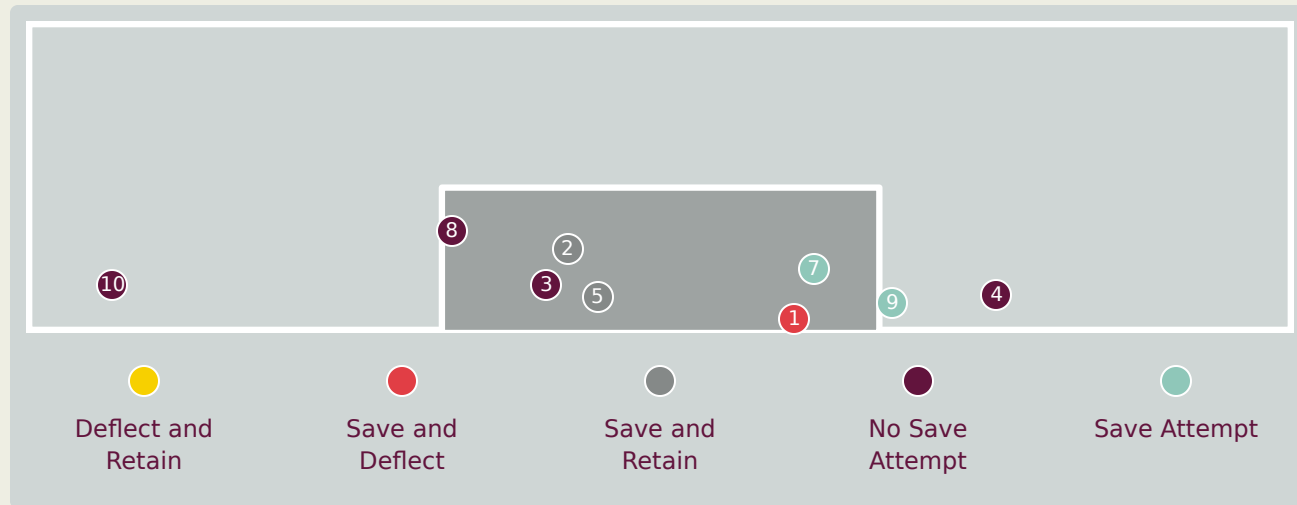
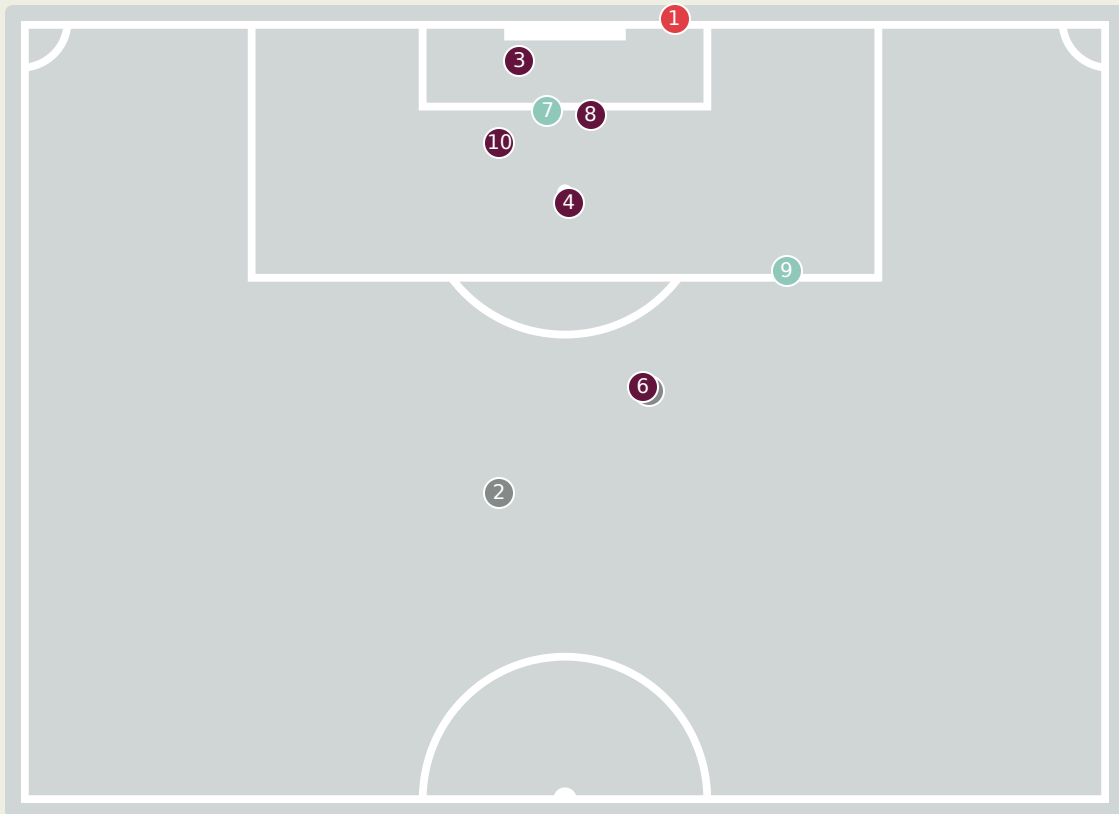


Goalkeeping Distribution



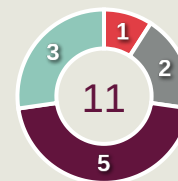


Goal Prevention



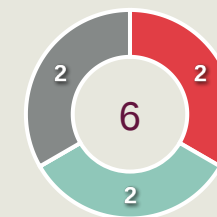
- Deflect and Retain
- Save and Deflect
- Save and Retain
- No Save Attempt
- Save Attempt

Intervention Type



- Deflect & Retain
- Save & Deflect
- Save & Retain
- No Save Attempt
- Save Attempt

Intervention Body Type



- Head
- Hands
- Upper Body
- Lower Body
- Feet

11

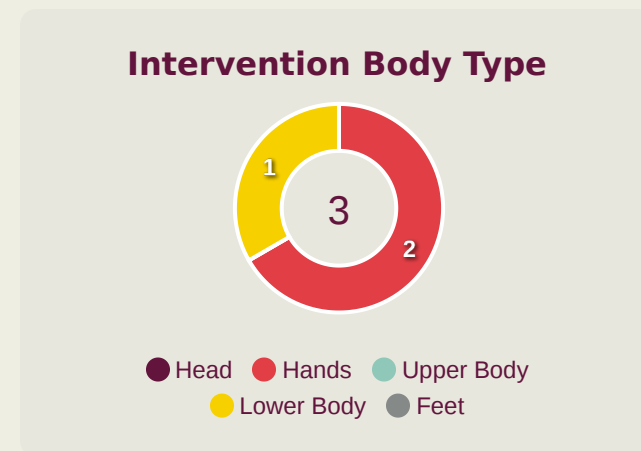
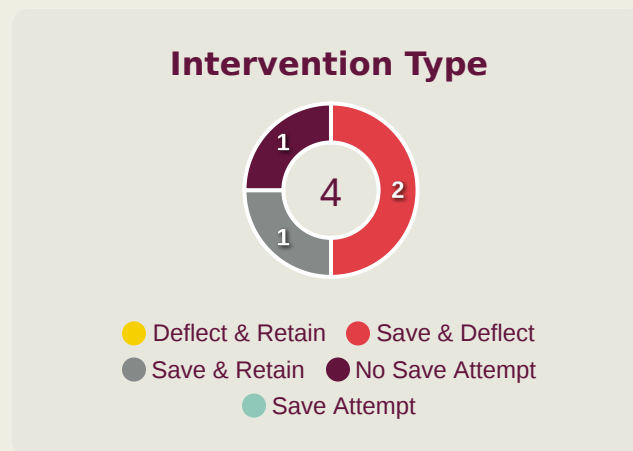
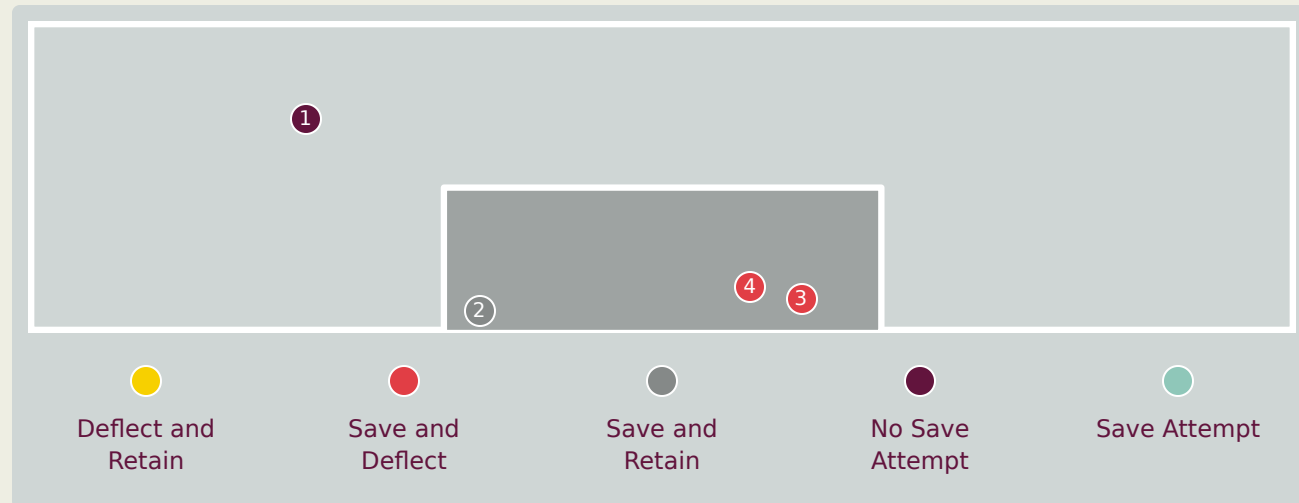
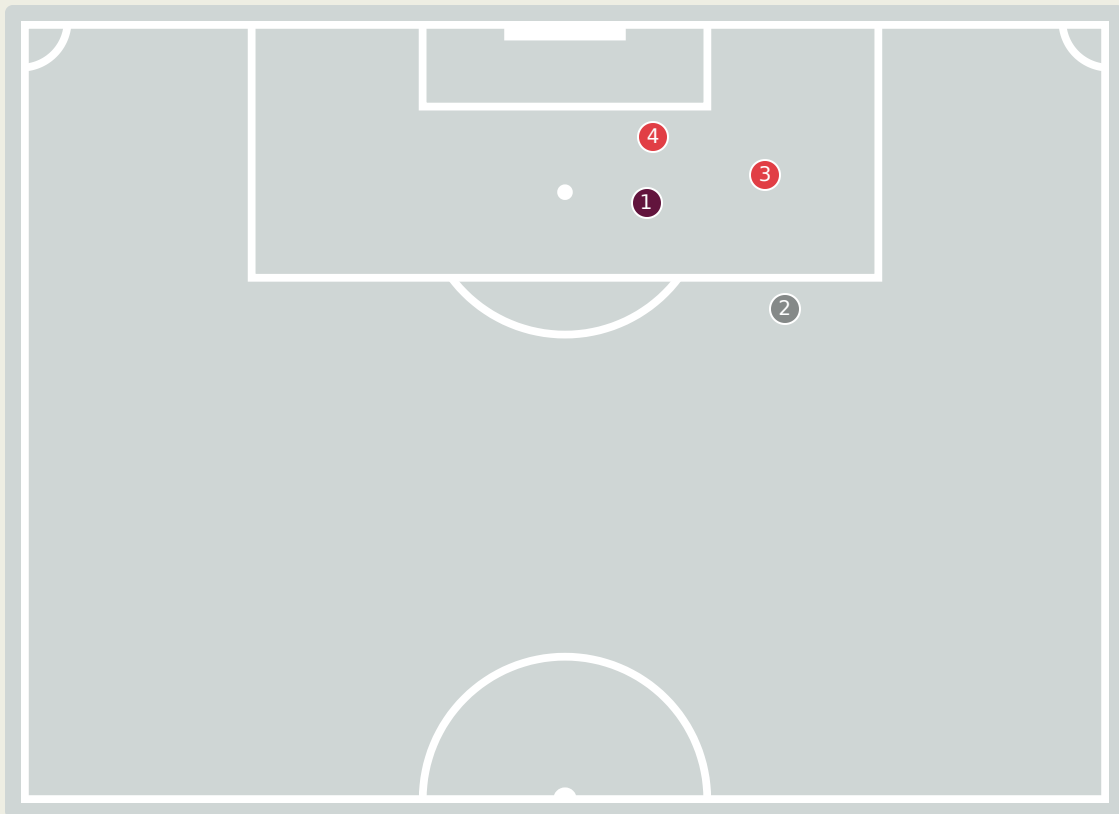
Total Attempts on Goal Faced

50

Save %

Total Attempts on Goal Faced	Total Goal Interventions	Save & Retain	Deflect & Retain	Save & Deflect	Save Attempt	No Save Attempt
11	3	2	0	1	3	5

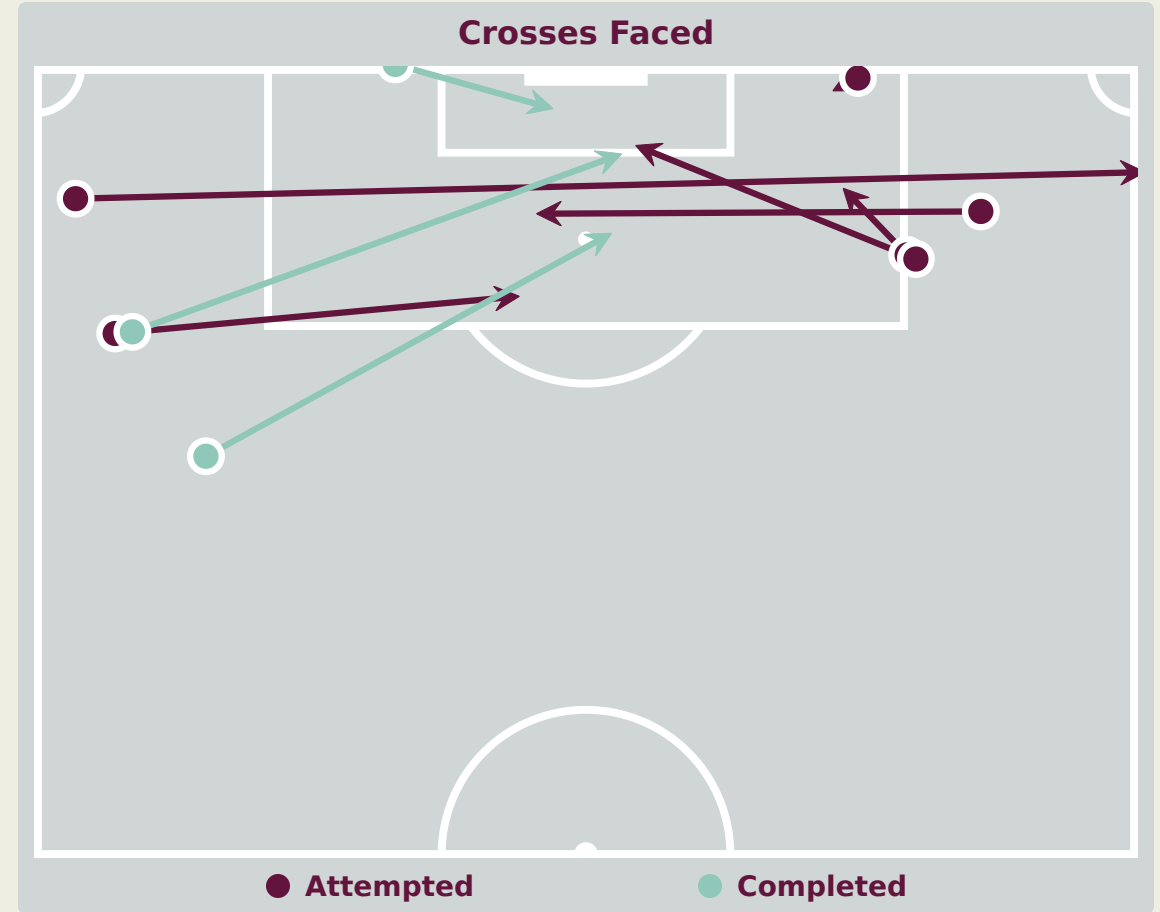
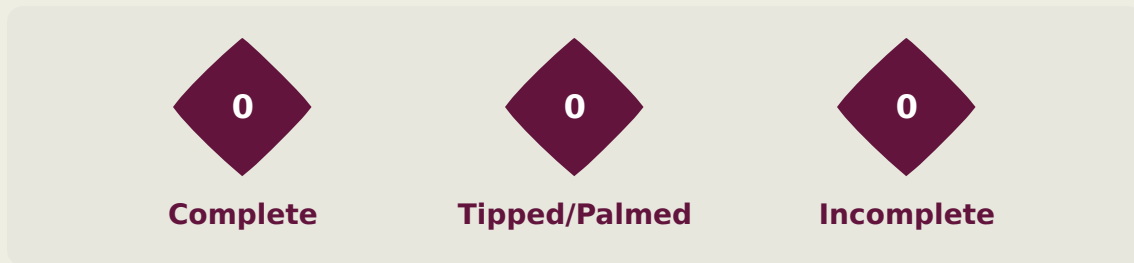
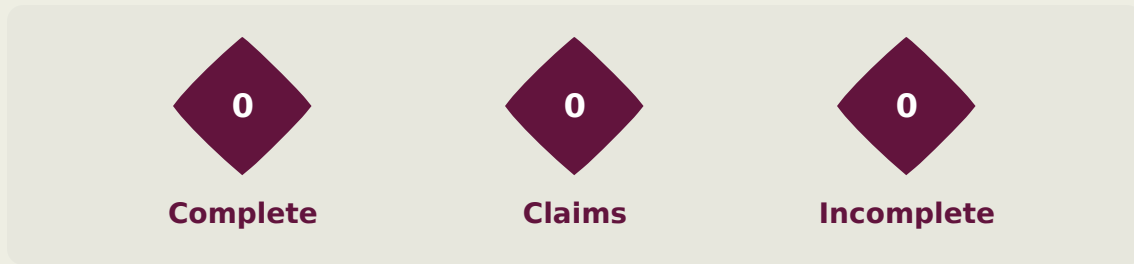
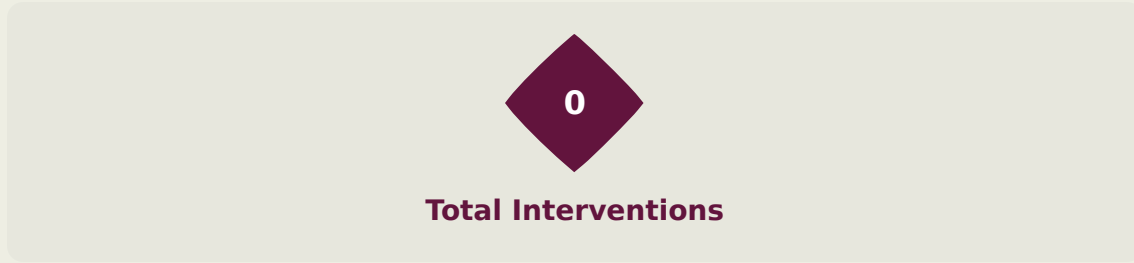
Goal Prevention



Total Attempts on Goal Faced	Total Goal Interventions	Save & Retain	Deflect & Retain	Save & Deflect	Save Attempt	No Save Attempt
4	3	1	0	2	0	1



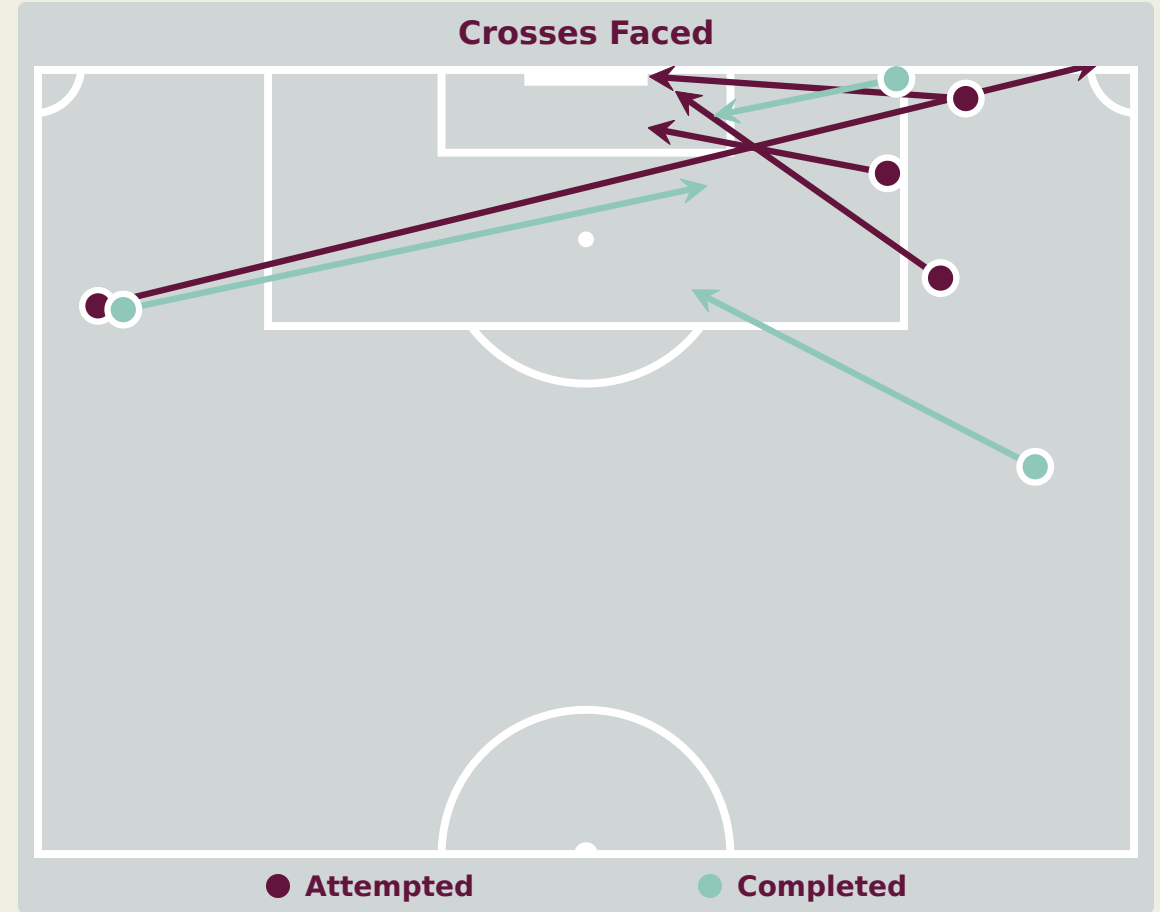
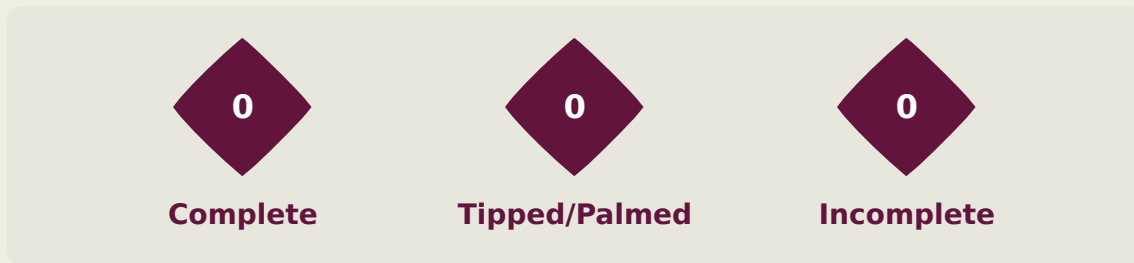
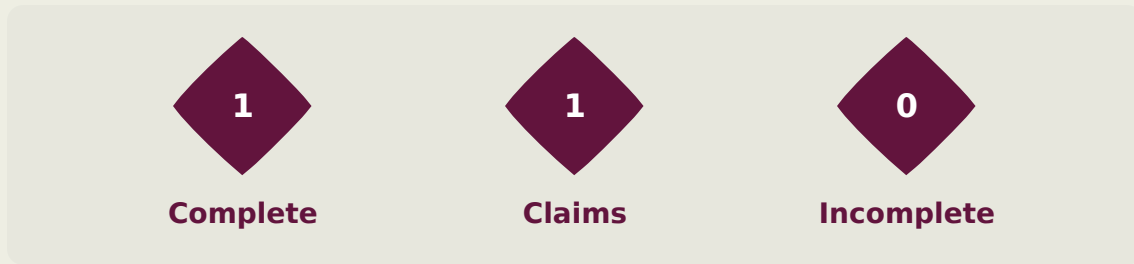
Aerial Control



Delivery Types Faced

Total	In Swing	Out Swing	Driven	Lofted	Cutback	Push
10	1	3	1	1	0	4

Aerial Control



Delivery Types Faced

Total	In Swing	Out Swing	Driven	Lofted	Cutback	Push
14	4	1	0	6	1	2

SET PLAYS

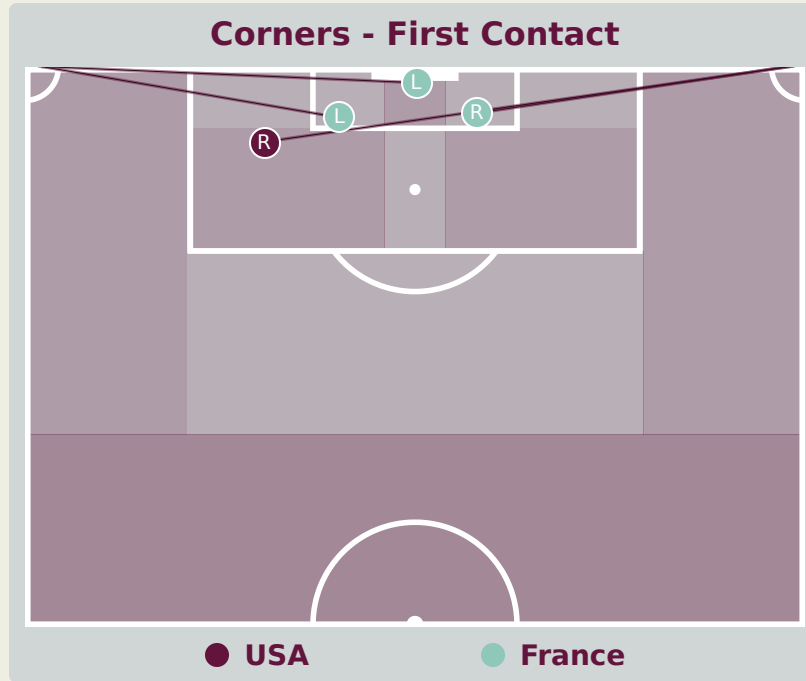


USA v France





Set Plays - Corners



Delivery Type	From Left Side	From Right Side	Total
Direct to Area	2	2	4
Short	0	0	0
Edge of Penalty Area	0	0	0

Delivery Style	Total
Inswing	2
Outswing	0
Driven	0

Free Kicks	
Type	Total
Direct	15
Direct (on target)	0
Direct (off target)	0
Indirect	1



Top 5 Player First Contacts		
Player	Team	Total
BURTON Micah	USA	1
ARGNEY Paul	France	1
FERRO Nolan	France	1
SYLLA Fode	France	1

Set Plays - Corners



34

Total Set Plays

9

Total Free Kicks

0

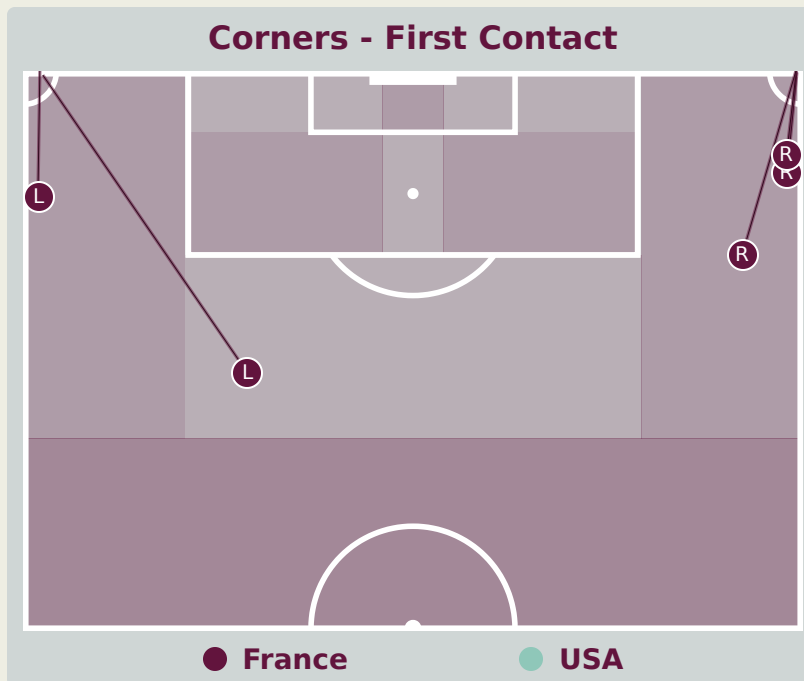
Total Penalties

5

Total Corners

20

Total Throw Ins



Delivery Type	From Left Side	From Right Side	Total
Direct to Area	0	0	0
Short	1	3	4
Edge of Penalty Area	1	0	1

Delivery Style	Total
Inswing	0
Outswing	0
Driven	0

Free Kicks	
Type	Total
Direct	7
Direct (on target)	0
Direct (off target)	0
Indirect	2

First Contacts on France Crosses

5

By France

0

By USA

Top 5 Player First Contacts		
Player	Team	Total
DIALLO Tidiane	France	2
SANGUI Nhoa	France	1
ISSOUFOU Yanis	France	1
SYLLA Fode	France	1

INDIVIDUAL DATA IN POSSESSION



USA v France





In Possession - Distributions

#	Player	Passes Attempted	Passes Completed	Pass Completion %	Switches of Play	Crosses Attempted	Crosses Completed	Line Breaks Attempted	Line Breaks Completed	Line Break Completion %	Ball Progressions	Take Ons	Step Ins	Attempts at Goal	Goals
12	FERREE Duran	29	28	97%	0	0	0	2	1	50%	0	0	0	0	0
3	REID-BROWN Tahir	49	39	80%	0	0	0	6	4	66%	2	1	1	0	0
5	HAWKINS Stuart	67	60	90%	0	0	0	18	13	72%	8	0	8	0	0
6	CORCORAN Matthew	60	50	83%	0	0	0	18	13	72%	0	0	0	0	0
9	BURTON Micah	17	10	59%	0	1	0	2	0	0%	1	1	0	0	0
10	MEDINA Cruz	40	31	78%	0	3	0	11	5	45%	2	1	1	3	0
11	VAZQUEZ David	17	14	82%	0	6	2	5	2	40%	2	2	0	0	0
14	HABROUNE Taha	42	33	79%	0	0	0	10	6	60%	1	1	0	1	0
15	BANKS Noahkai	60	56	93%	0	0	0	10	8	80%	4	0	4	0	0
18	HARANGI Aiden	51	49	96%	0	4	2	11	10	90%	1	0	1	0	0
20	JAMISON Bryce	14	9	64%	0	0	0	2	2	100%	0	0	0	0	0
4	HALL Tyler	22	21	95%	0	0	0	3	3	100%	0	0	0	0	0
7	BERCHIMAS Nimfasha	3	2	67%	0	0	0	0	0	0%	1	0	1	0	0
13	MILLER Peyton	5	4	80%	0	0	0	2	1	50%	0	0	0	0	0
17	FIGUEROA Keyrol	1	0	0%	0	0	0	0	0	0%	0	0	0	0	0
19	RUDISILL Paulo	6	5	83%	0	0	0	1	0	0%	3	1	2	0	0



In Possession - Offers & Receptions

			Offer movement types						
#	Player	Total Offers	In Front	In Between	Out to In	In to Out	In Behind	No Movement	Offers Received
12	FERREE Duran	13	0	0	0	0	0	13	3
3	REID-BROWN Tahir	19	2	3	0	0	6	8	3
5	HAWKINS Stuart	6	0	0	0	0	0	6	3
6	CORCORAN Matthew	59	51	1	0	0	0	7	25
9	BURTON Micah	15	3	8	0	0	4	0	8
10	MEDINA Cruz	27	12	5	1	1	2	6	17
11	VAZQUEZ David	32	0	2	4	2	17	7	12
14	HABROUNE Taha	47	28	6	0	2	4	7	16
15	BANKS Noahkai	7	3	0	0	0	0	4	3
18	HARANGI Aiden	25	11	2	0	0	5	7	12
20	JAMISON Bryce	12	1	4	1	0	6	0	5
4	HALL Tyler	2	0	0	0	0	0	2	1
7	BERCHIMAS Nimfasha	9	1	5	0	0	3	0	1
13	MILLER Peyton	15	0	1	1	0	10	3	1
17	FIGUEROA Keyrol	2	0	1	0	0	0	1	1
19	RUDISILL Paulo	37	26	4	0	2	3	2	2

France



In Possession - Distributions

#	Player	Passes Attempted	Passes Completed	Pass Completion %	Switches of Play	Crosses Attempted	Crosses Completed	Line Breaks Attempted	Line Breaks Completed	Line Break Completion %	Ball Progressions	Take Ons	Step Ins	Attempts at Goal	Goals
1	ARGNEY Paul	51	41	80%	0	0	0	13	5	38%	0	0	0	0	0
3	SANGUI Nhoa	65	61	94%	0	2	1	15	14	93%	1	0	1	0	0
5	KAYI SANDA Joachim	66	65	98%	0	0	0	18	17	94%	0	0	0	1	0
6	FERRO Nolan	41	34	83%	0	0	0	4	1	25%	0	0	0	0	0
7	ISSOUFOU Yanis	23	18	78%	0	2	1	8	3	37%	4	2	2	1	0
12	ZAGUE Yoram	47	40	85%	0	3	0	11	10	90%	2	2	0	0	0
14	SYLLA Fode	17	13	76%	0	0	0	3	2	66%	0	0	0	1	0
15	TCHAPTCHET Arthur	77	73	95%	0	0	0	7	6	85%	0	0	0	0	0
17	DIALLO Tidiane	10	9	90%	0	1	0	6	2	33%	6	5	1	0	0
18	BOUCHENNA Mohamed-Amine	27	20	74%	0	2	1	5	4	80%	2	2	0	1	0
19	TINCRES Joan	6	5	83%	0	0	0	0	0	0%	0	0	0	2	2
4	MEUPIYOU Bastien	29	25	86%	0	0	0	9	7	77%	3	0	3	2	1
9	LAMBOURDE Mathis	2	0	0%	0	0	0	0	0	0%	0	0	0	1	0
10	BOUNEB Ismail	9	8	89%	0	0	0	0	0	0%	0	0	0	0	0
11	GOMIS Tidiam	4	3	75%	0	0	0	0	0	0%	3	0	3	0	0
20	AMOUGOU Mathis	16	15	94%	0	0	0	6	6	100%	4	0	4	1	0



In Possession - Offers & Receptions

			Offer movement types						
#	Player	Total Offers	In Front	In Between	Out to In	In to Out	In Behind	No Movement	Offers Received
1	ARGNEY Paul	7	0	0	0	0	0	7	4
3	SANGUI Nhoa	37	9	2	2	2	5	17	16
5	KAYI SANDA Joachim	3	1	0	0	0	0	2	3
6	FERRO Nolan	39	18	17	0	0	1	3	20
7	ISSOUFOU Yanis	30	1	1	0	1	19	8	4
12	ZAGUE Yoram	6	0	1	0	0	5	0	3
14	SYLLA Fode	53	7	22	2	6	9	7	5
15	TCHAPTCHET Arthur	10	0	0	0	0	0	10	5
17	DIALLO Tidiane	35	4	9	0	1	16	5	8
18	BOUCHENNA Mohamed-Amine	10	0	2	1	0	5	2	3
19	TINCRES Joan	43	2	9	1	1	28	2	5
4	MEUPIYOU Bastien	5	0	0	0	0	0	5	3
9	LAMBOURDE Mathis	6	0	1	0	0	5	0	1
10	BOUNEB Ismail	21	3	12	1	1	0	4	6
11	GOMIS Tidiam	11	2	2	0	1	3	3	2
20	AMOUGOU Mathis	20	11	4	0	0	1	4	6

INDIVIDUAL DATA OUT OF POSSESSION



USA v France





Out of Possession

#	Player	Tackles Made / Won	Blocks	Interceptions	Pressing Direct	Pressing Indirect	Duels Won - Aerial	Duels Won - Physical	Possession Contests won	Clearances	Loose Ball Receptions	Pushing On	Pushing On into Pressing	Possession Regains	Possession Interrupted
12	FERREE Duran	0 / 0	0	0	0	0	0	0	0	0	1	0	0	3	0
3	REID-BROWN Tahir	4 / 0	2	1	9	6	1	0	1	0	2	17	4	0	0
5	HAWKINS Stuart	0 / 0	1	0	0	0	2	0	2	3	4	2	0	3	1
6	CORCORAN Matthew	3 / 0	3	0	6	12	1	0	2	1	11	14	7	1	4
9	BURTON Micah	5 / 0	3	0	8	11	0	0	1	0	8	9	5	3	3
10	MEDINA Cruz	4 / 0	2	0	6	25	0	0	0	0	2	22	14	2	2
11	VAZQUEZ David	8 / 0	2	0	14	14	0	0	1	2	3	13	11	0	3
14	HABROUNE Taha	3 / 0	2	0	7	3	1	0	2	0	3	12	3	2	1
15	BANKS Noahkai	2 / 0	1	0	3	2	0	0	0	0	5	1	1	1	0
18	HARANGI Aiden	2 / 0	2	1	8	8	2	0	2	2	4	18	12	3	4
20	JAMISON Bryce	2 / 0	1	1	7	15	0	0	0	1	1	9	9	1	0
4	HALL Tyler	0 / 0	0	0	0	0	0	0	0	2	0	0	0	0	0
7	BERCHIMAS Nimfasha	5 / 0	1	0	3	6	0	0	0	0	2	5	3	0	1
13	MILLER Peyton	1 / 0	0	0	3	7	1	0	1	0	0	5	2	1	0
17	FIGUEROA Keyrol	0 / 0	0	0	2	9	0	0	0	0	0	5	4	0	0
19	RUDISILL Paulo	3 / 0	3	0	6	6	2	0	2	1	2	2	2	2	4

Out of Possession

France



#	Player	Tackles Made / Won	Blocks	Interceptions	Pressing Direct	Pressing Indirect	Duels Won - Aerial	Duels Won - Physical	Possession Contests won	Clearances	Loose Ball Receptions	Pushing On	Pushing On into Pressing	Possession Regains	Possession Interrupted
1	ARGNEY Paul	0 / 0	0	0	0	0	0	0	0	1	3	0	0	8	1
3	SANGUI Nhoa	3 / 0	2	3	3	4	1	0	1	2	6	17	1	1	2
5	KAYI SANDA Joachim	0 / 0	1	0	1	1	0	0	0	1	2	11	1	3	0
6	FERRO Nolan	3 / 0	1	1	4	27	2	0	2	1	4	50	18	2	2
7	ISSOUFOU Yanis	5 / 0	4	1	11	34	0	0	0	0	7	30	21	1	3
12	ZAGUE Yoram	10 / 0	5	2	8	4	0	0	1	6	3	15	8	7	5
14	SYLLA Fode	7 / 0	3	2	4	20	1	0	1	1	8	25	12	6	1
15	TCHAPTCHET Arthur	4 / 0	3	0	2	1	1	0	1	2	4	12	1	3	4
17	DIALLO Tidiane	2 / 0	0	0	3	24	0	1	1	0	2	27	7	0	0
18	BOUCHENNA Mohamed-Amine	4 / 0	2	4	3	14	2	0	2	0	10	3	2	0	3
19	TINCRES Joan	0 / 0	0	1	1	17	2	0	2	0	4	16	4	0	0
4	MEUPIYOU Bastien	1 / 0	0	0	0	3	1	0	1	0	4	4	2	0	0
9	LAMBOURDE Mathis	0 / 0	0	0	0	2	0	0	0	0	1	2	2	0	0
10	BOUNEB Ismail	1 / 0	0	0	0	2	0	0	0	0	1	6	2	0	0
11	GOMIS Tidiam	0 / 0	0	1	0	2	0	0	0	0	0	2	2	0	0
20	AMOUGOU Mathis	2 / 0	0	0	2	9	0	0	0	0	2	6	3	0	1

INDIVIDUAL DATA PHYSICAL



USA v France





Physical Data

#	Player	Total Distance (m)	Zone 1: 0-7 km/h (m)	Zone 2: 7-15 km/h (m)	Zone 3: 15-20 km/h (m)	Zone 4: 20-25 km/h (m)	Zone 5: 25+ km/h (m)	High Speed Runs (Zone 4)	Sprints (Zone 5)	Top Speed (km/h)
12	FERREE Duran	4654.9	3370.6	1131.6	101.9	51.2	0	13.0	6.0	22.8
3	REID-BROWN Tahir	10269.4	3878.7	4723.9	1014.6	485.7	167.4	92.0	40.0	31.1
5	HAWKINS Stuart	7157.9	2294.1	3867.4	616.3	302.8	76.6	67.0	28.0	28.5
6	CORCORAN Matthew	10777.8	3854.1	5194.9	1261.0	305.0	161.7	105.0	23.0	32.1
9	BURTON Micah	8202.6	3203.1	3690.3	917.0	278.1	114.0	80.0	25.0	31.4
10	MEDINA Cruz	10681.1	3774.7	4891.9	1369.3	568.2	76.9	107.0	38.0	28.1
11	VAZQUEZ David	7195.1	2452.8	3337.1	846.1	456.2	102.9	76.0	33.0	31.2
14	HABROUNE Taha	7288.2	2356.3	3653.6	919.8	303.9	55.4	74.0	18.0	29.6
15	BANKS Noahkai	8178.2	3968.1	2954.8	716.4	393.4	145.6	71.0	29.0	30.0
18	HARANGI Aiden	10348.4	4248.0	4015.2	1280.1	538.1	267.0	117.0	43.0	30.4
20	JAMISON Bryce	6661.1	2706.4	2250.8	897.3	506.2	300.4	94.0	40.0	34.0
4	HALL Tyler	2041.1	713.4	847.5	317.4	94.1	68.8	28.0	8.0	30.7
7	BERCHIMAS Nimfasha	4664.8	1416.2	1937.3	844.3	391.8	75.1	64.0	28.0	30.8
13	MILLER Peyton	4492.1	1538.6	2009.3	504.5	270.0	169.8	44.0	17.0	30.8
17	FIGUEROA Keyrol	2502.1	1042.6	881.5	336.3	192.2	49.8	36.0	16.0	29.5
19	RUDISILL Paulo	4616.7	1325.0	2093.2	747.9	317.2	133.4	62.0	26.0	31.8

Physical Data



#	Player	Total Distance (m)	Zone 1: 0-7 km/h (m)	Zone 2: 7-15 km/h (m)	Zone 3: 15-20 km/h (m)	Zone 4: 20-25 km/h (m)	Zone 5: 25+ km/h (m)	High Speed Runs (Zone 4)	Sprints (Zone 5)	Top Speed (km/h)
1	ARGNEY Paul	5058.4	3860.5	1094.6	70.8	31.9	0	9.0	3.0	24.6
3	SANGUI Nhoa	9861.1	4515.4	3325.2	1227.7	476.3	316.5	99.0	36.0	33.0
5	KAYI SANDA Joachim	4753.9	1859.7	2210.6	503.9	157.4	22.8	44.0	11.0	29.9
6	FERRO Nolan	11594.1	3492.1	6148.3	1562.9	317.7	71.9	123.0	27.0	28.8
7	ISSOUFOU Yanis	10710.2	4156.6	3621.1	1554.1	940.4	439.1	152.0	77.0	34.6
12	ZAGUE Yoram	9025.7	4249.3	3090.4	719.3	402.5	564.1	71.0	37.0	33.0
14	SYLLA Fode	9268.4	3132.7	4191.2	1286.5	506.1	152.9	107.0	38.0	35.3
15	TCHAPTCHEM Arthur	10223.9	4000.6	4624.3	1105.2	404.9	88.9	93.0	30.0	32.5
17	DIALLO Tidiane	7559.6	2311.7	3838.0	940.4	327.3	142.1	79.0	26.0	30.7
18	BOUCHENNA Mohamed-Amine	8646.0	3432.4	3037.3	1038.4	740.1	397.7	105.0	62.0	32.4
19	TINCRES Joan	9419.9	3409.1	4145.7	1297.1	440.9	126.2	111.0	32.0	30.9
4	MEUPIYOU Bastien	4778.7	2333.4	1534.4	637.0	243.7	30.1	44.0	18.0	31.1
9	LAMBOURDE Mathis	1267.1	486.6	510.0	156.0	93.9	20.8	16.0	8.0	27.2
10	BOUNEB Ismail	2645.4	827.7	1244.9	457.9	114.5	0	30.0	11.0	28.8
11	GOMIS Tidiam	2384.2	994.2	737.9	349.0	200.3	102.8	23.0	16.0	28.8
20	AMOUGOU Mathis	3874.6	1311.5	1645.5	630.8	215.8	71.3	54.0	18.0	30.9

