



U-17 WORLD CUP  
**INDONESIA 2023**



**Mexico 1 - 3 Germany**

Group F - Match 11  
12 November 2023  
19:00 Kick Off

Si Jalak Harupat Stadium

**POST MATCH SUMMARY REPORT**

# Match Summary - Teams



## Mexico



## Germany

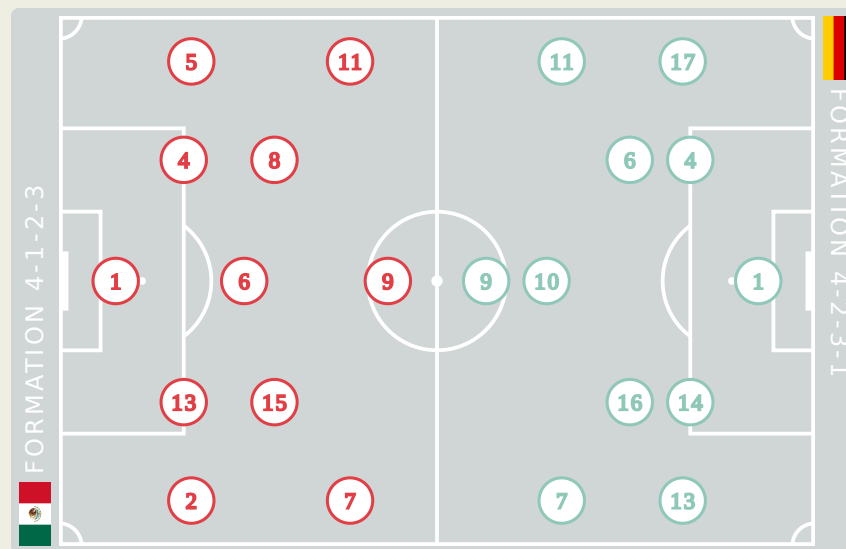


### STARTING

1	GK	BEDOLLA Paolo	
2	DF	SUAREZ Jose	↓ 57'
4	DF	NAVARRETE Luis	
5	DF	ROMERO Javen	↓ 67'
6	MF	MARTINEZ Isaac (C)	■ 11'
7	FW	LOMELI Brandon	
8	MF	URIAS Jose	↓ 46'
9	FW	CARRILLO Stephano	↓ 66'
11	FW	BARAJAS Fidel	↓ 63'
13	DF	ORTELLAO Adrian	■ 16'
15	MF	ORTIZ Luis	↓ 63'

### SUBSTITUTES

12	GK	DELGADO Fernando	
21	GK	MORENO Roberto	
3	DF	GARCIA Kevin	
10	MF	ALVAREZ Gael	↑ 63'
14	DF	SANCHEZ Manuel	↑ 66'
16	MF	VAZQUEZ Daniel	↑ 57'
17	MF	FERNANDEZ DE LARA Adrian	
18	FW	JIMENEZ Tahiel	↑ 63' ⚽ 75'
19	FW	LEVY Mateo	↑ 67'
20	FW	VALENZUELA Francisco	↑ 46' ■ 81'



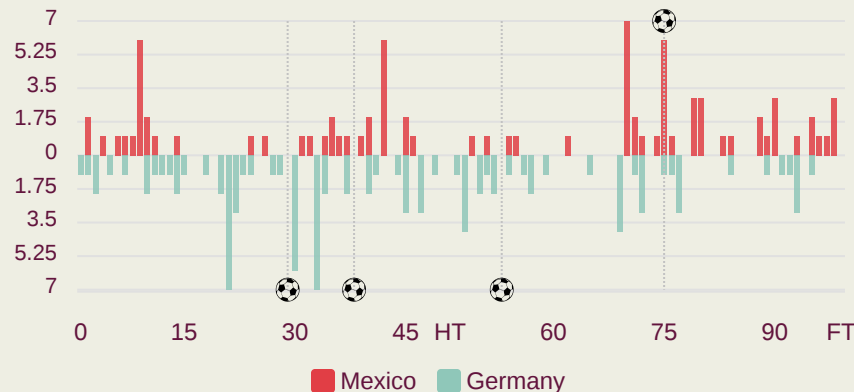
### STARTING

SCHMITT Max	GK	1	
JELTSCH Finn	DF	4	
HARCHAOUI Fayssal	MF	6	
BRUNNER Paris	FW	7	↓ 87'
MOERSTEDT Max	FW	9	↓ 65' ■ 55' ⚽ 38'
(C) DARVICH Noah	MF	10	↓ 65' ⚽ 29'
HERRMANN Charles	MF	11	↓ 75'
HENNIG Maximilian	DF	13	
ODOGU David	DF	14	
OSAWE Winners	MF	16	↓ 87' ■ 37'
DA SILVA MOREIRA Eric	DF	17	⚽ 53'

### SUBSTITUTES

HEIDE Konstantin	GK	12	
BABATZ Louis	GK	21	
RUEGER Kurt	MF	2	↑ 65'
KABAR Almugera	DF	3	↑ 87'
DAL Maxim	DF	5	
HERWERTH Maximilian	DF	8	
VON DER HITZ Justin	DF	15	↑ 75'
YALCINKAYA Bilal	MF	18	
OUEDRAOGO Assan	MF	19	↑ 87'
RAMSAK Robert	FW	20	↑ 65'

### Distribution in the Final Third



# Match Summary - Key Statistics



## Possession

Total	46.1%	14.7%	39.2%	Total
1	Goals			3
10 (4)	Attempts at Goal (On Target)			22 (9)
369 (296)	Total Passes (Complete)			290 (230)
80 %	Pass Completion %			79 %
61	Completed Line Breaks			79
6	Defensive Line Breaks			13
68	Receptions in the Final Third			89
14	Crosses			14
18	Ball Progressions			16
191 (59)	Defensive Pressures Applied (Direct Pressures)			197 (60)
42	Forced Turnovers			52
86	Second Balls			74
107.9 km	Total Distance Covered			105.8 km
7.1 km	Zone 4 - Low Speed Sprinting: 20-25 km/h			5.7 km



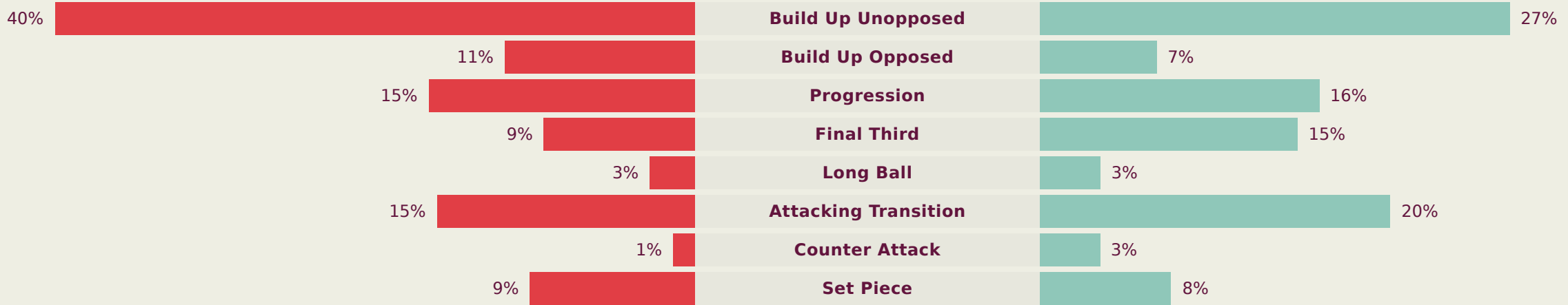
Mexico

## Phases of Play

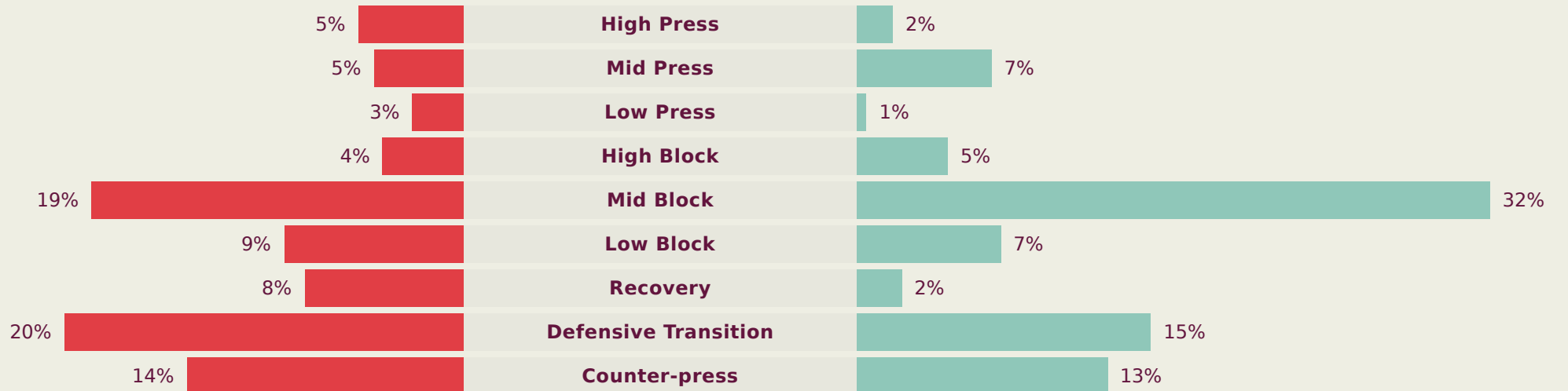
Germany



### IN POSSESSION



### OUT OF POSSESSION



# IN POSSESSION



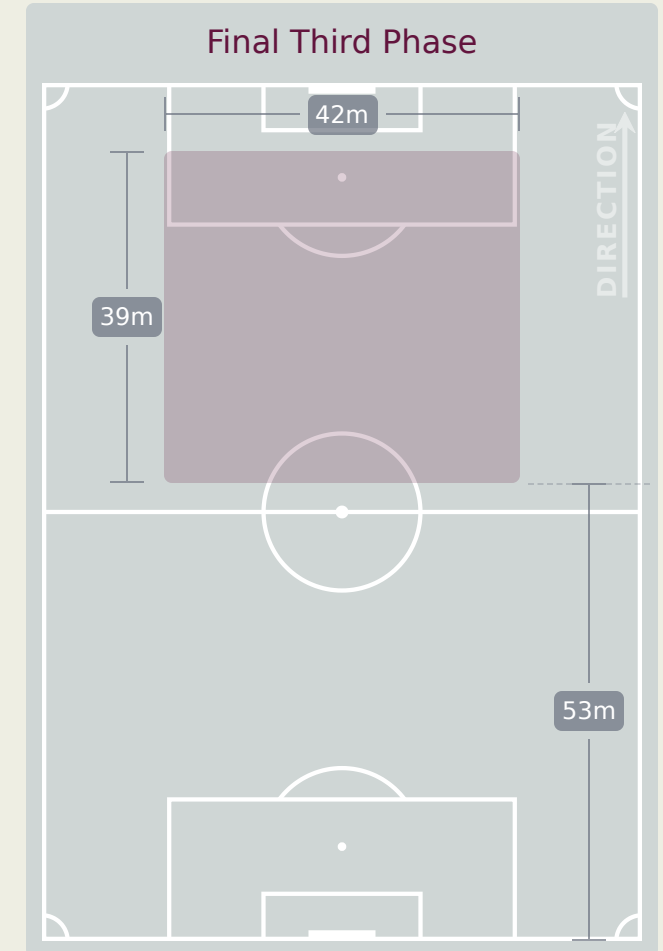
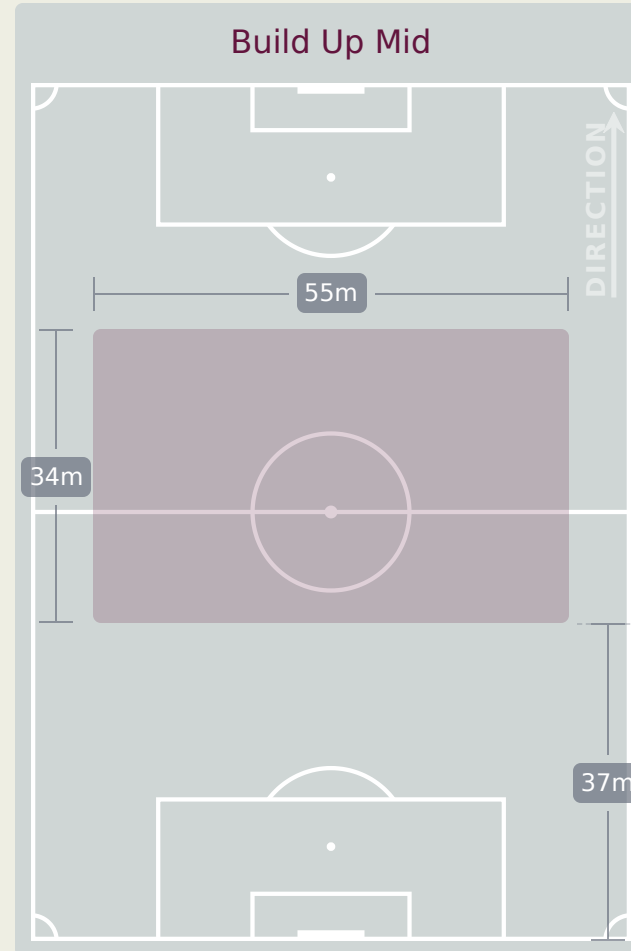
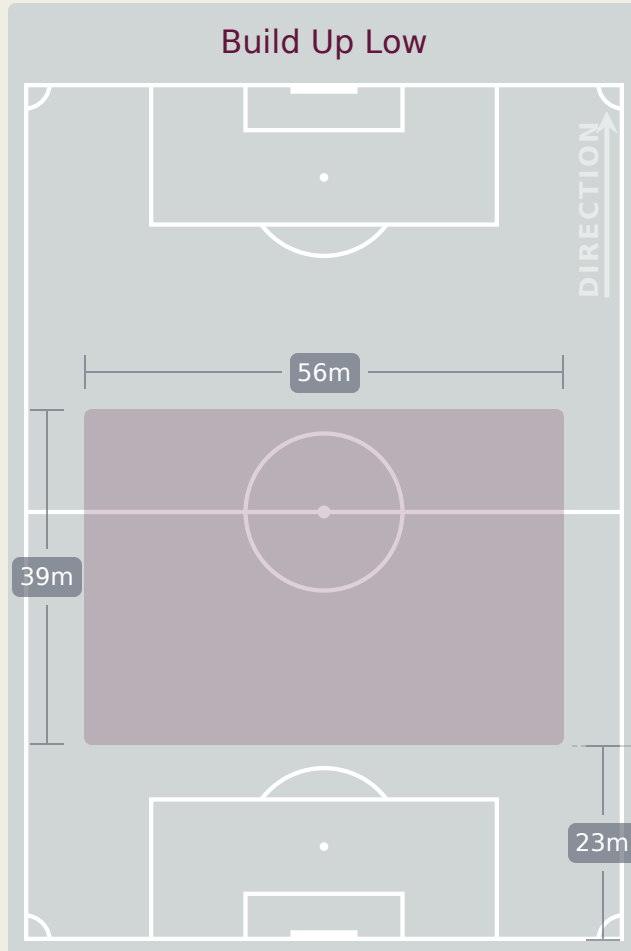
Mexico v Germany



Mexico

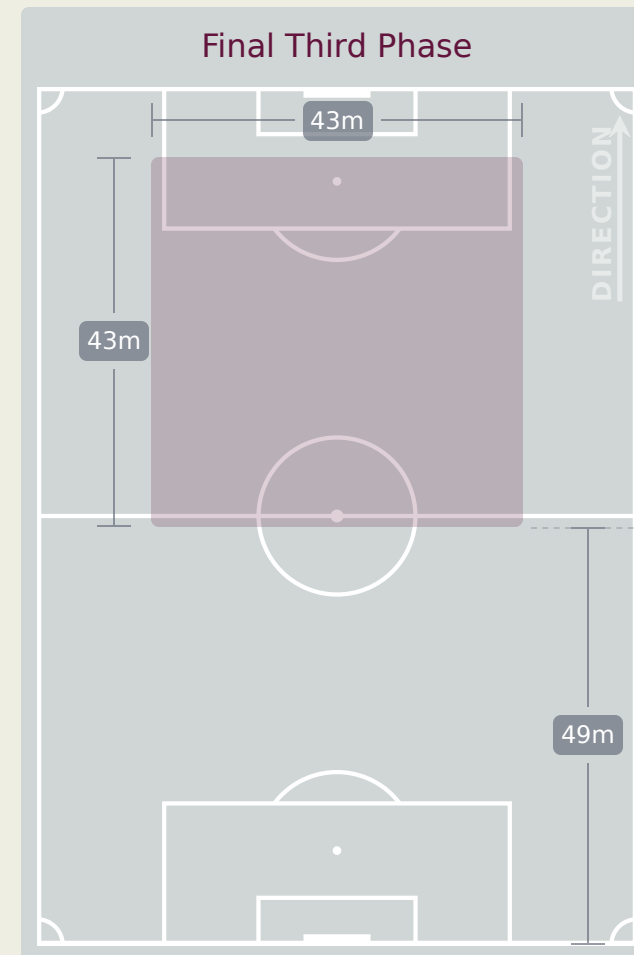
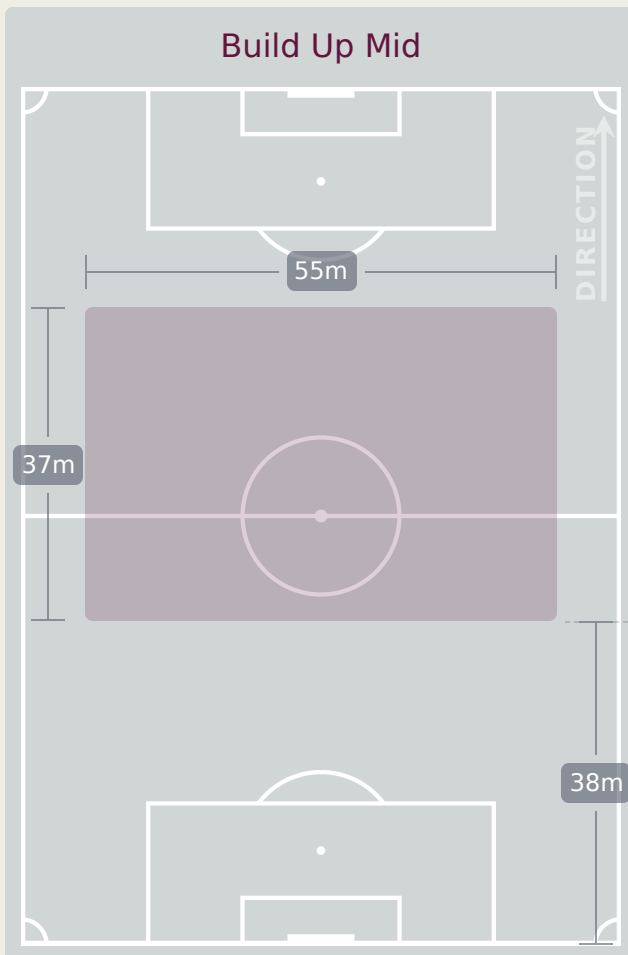
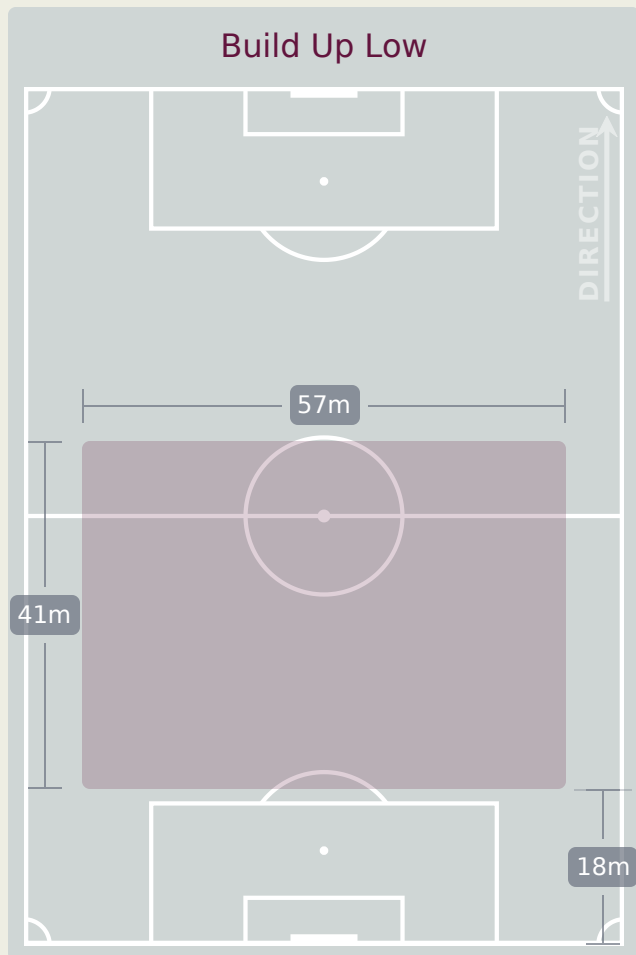


# In Possession Line Height & Team Length



# In Possession Line Height & Team Length

Germany



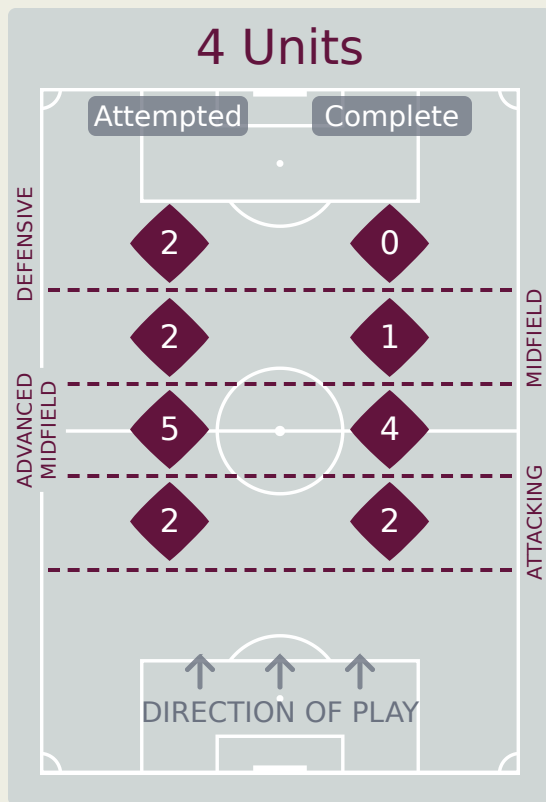
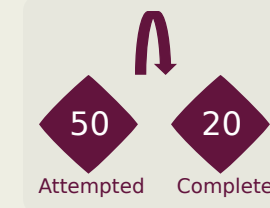
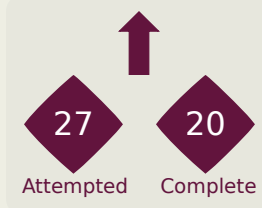
# Line Breaks



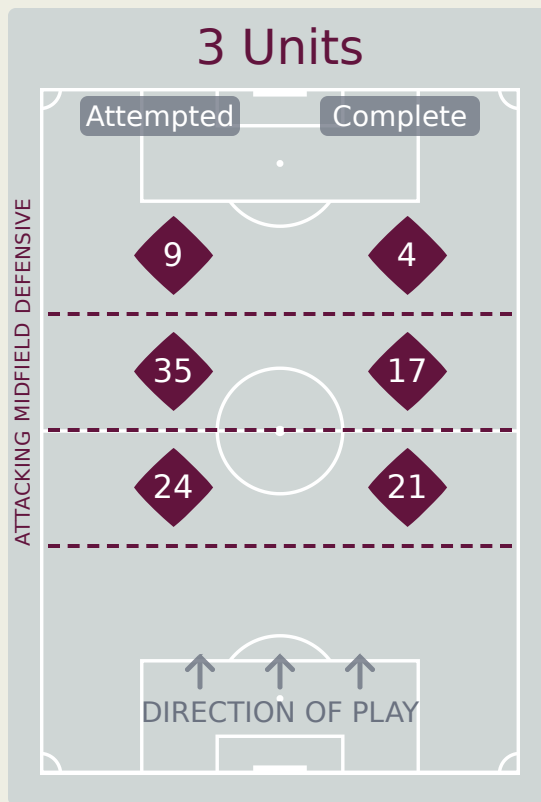
Mexico

Attempted Line Breaks

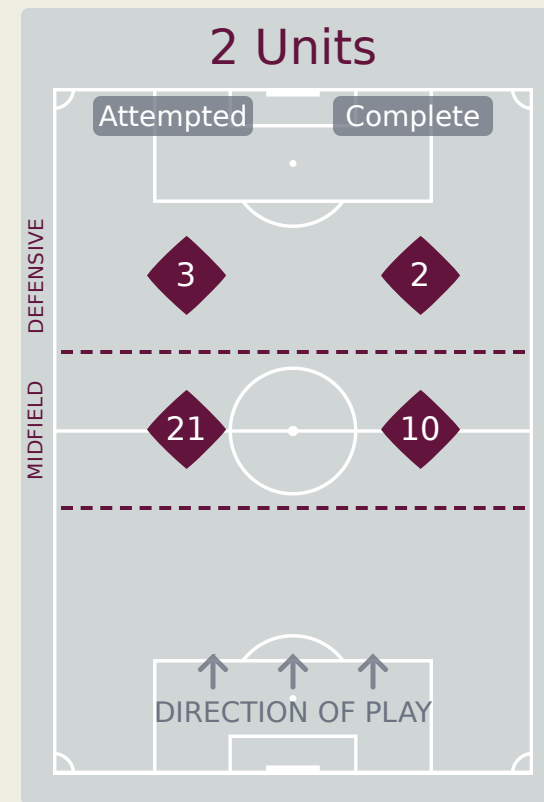
103



Attempted Line Breaks	11
Inside Shape	6
Outside Shape	5



Attempted Line Breaks	68
Inside Shape	50
Outside Shape	18



Attempted Line Breaks	24
Inside Shape	20
Outside Shape	4



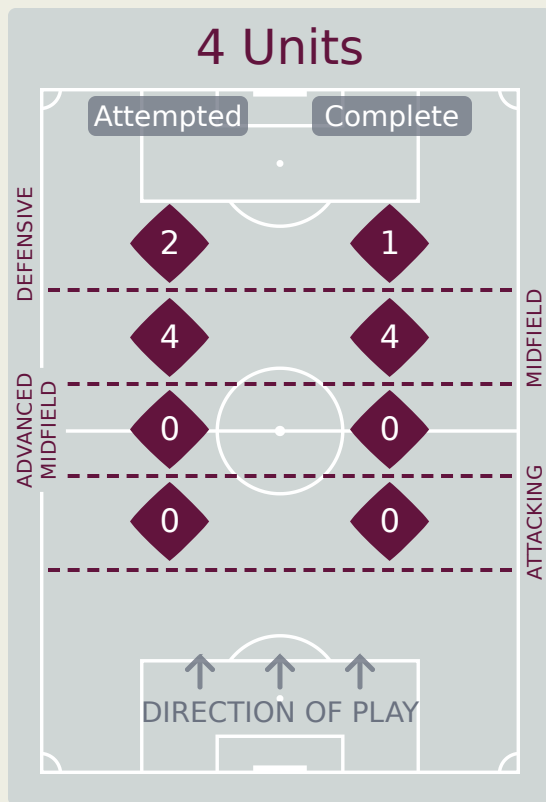
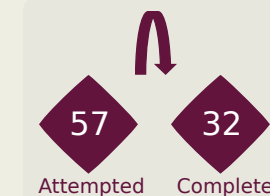
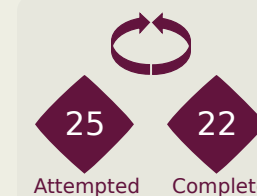
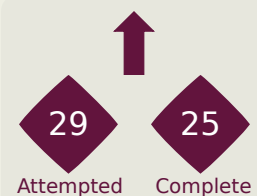
# Line Breaks



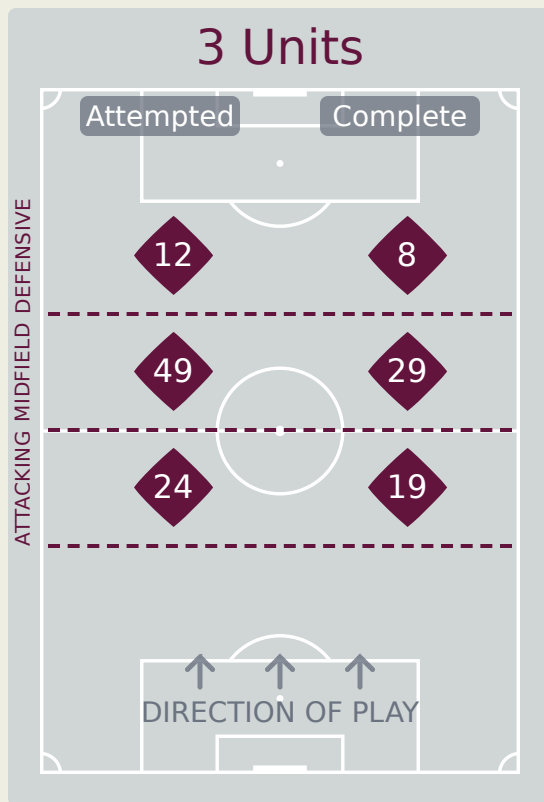
Germany

Attempted Line Breaks

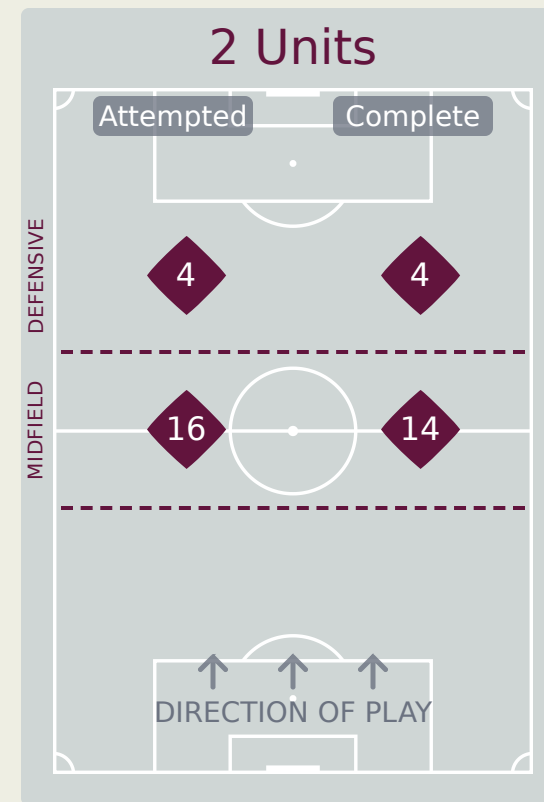
111



Attempted Line Breaks	6
Inside Shape	2
Outside Shape	4



Attempted Line Breaks	85
Inside Shape	53
Outside Shape	32



Attempted Line Breaks	20
Inside Shape	12
Outside Shape	8

# Line Breaks



					4 Units				3 Units			2 Units		Direction			Distribution Type		
#	Player	Line Breaks Attempted	Line Breaks Completed	Line Break Completion %	Attacking Line	Attacking Midfield Line	Midfield Line	Defensive Line	Attacking Line	Midfield Line	Defensive Line	Midfield Line	Defensive Line	Through	Around	Over	Pass	Cross	Ball Progression
1	BEDOLLA Paolo	9	5	55%	0	1	1	0	2	2	0	2	1	0	1	8	9	0	0
2	SUAREZ Jose	4	3	75%	0	0	0	0	2	1	1	0	0	0	0	4	4	0	0
4	NAVARRETE Luis	13	5	38%	0	1	0	0	3	6	0	3	0	5	3	5	13	0	0
5	ROMERO Javen	8	8	100%	1	0	0	0	2	2	1	2	0	2	4	2	8	0	0
6	MARTINEZ Isaac	9	6	66%	0	0	0	0	2	7	0	0	0	3	3	3	9	0	0
7	LOMELI Brandon	4	3	75%	0	0	0	0	0	1	0	2	1	1	1	2	4	0	0
8	URIAS Jose	3	1	33%	0	0	0	0	0	2	1	0	0	1	1	1	2	0	1
9	CARRILLO Stephano	3	1	33%	0	0	0	1	0	1	0	1	0	1	1	1	2	0	1
11	BARAJAS Fidel	4	3	75%	0	0	0	0	0	2	1	1	0	1	1	2	3	1	0
13	ORTELLAO Adrian	15	11	73%	1	1	0	0	7	2	1	3	0	6	4	5	15	0	0
15	ORTIZ Luis	5	4	80%	0	0	1	0	2	1	0	1	0	5	0	0	5	0	0
10	ALVAREZ Gael	5	1	20%	0	0	0	0	1	1	2	1	0	1	1	3	4	1	0
14	SANCHEZ Manuel	4	1	25%	0	0	0	0	1	0	1	2	0	0	1	3	4	0	0
16	VAZQUEZ Daniel	9	5	55%	0	1	0	1	1	2	1	2	1	1	3	5	8	0	1
18	JIMENEZ Tahiel	1	0	0%	0	0	0	0	0	1	0	0	0	0	0	1	1	0	0
19	LEVY Mateo	0	0	0%	0	0	0	0	0	0	0	0	0	0	0	0	0	0	0
20	VALENZUELA Francisco	7	4	57%	0	1	0	0	1	4	0	1	0	0	2	5	5	2	0

## Line Breaks



					4 Units				3 Units			2 Units		Direction			Distribution Type		
#	Player	Line Breaks Attempted	Line Breaks Completed	Line Break Completion %	Attacking Line	Attacking Midfield Line	Midfield Line	Defensive Line	Attacking Line	Midfield Line	Defensive Line	Midfield Line	Defensive Line	Through	Around	Over	Pass	Cross	Ball Progression
1	SCHMITT Max	16	10	62%	0	0	1	0	3	11	1	0	0	1	0	15	16	0	0
4	JELTSCH Finn	14	11	78%	0	0	0	1	3	8	1	1	0	1	2	11	14	0	0
6	HARCHAOUI Fayssal	11	8	72%	0	0	0	0	3	6	1	1	0	5	3	3	10	0	1
7	BRUNNER Paris	5	4	80%	0	0	0	0	0	0	3	2	0	2	2	1	4	0	1
9	MOERSTEDT Max	3	2	66%	0	0	1	0	0	1	1	0	0	1	1	1	3	0	0
10	DARVICH Noah	2	2	100%	0	0	0	0	0	1	1	0	0	2	0	0	2	0	0
11	HERRMANN Charles	5	5	100%	0	0	1	0	0	2	0	1	1	1	4	0	5	0	0
13	HENNIG Maximilian	15	10	66%	0	0	1	1	4	5	0	3	1	2	2	11	15	0	0
14	ODOGU David	13	9	69%	0	0	0	0	9	3	0	1	0	3	6	4	13	0	0
16	OSAWA Winners	7	7	100%	0	0	0	0	0	4	0	3	0	5	1	1	7	0	0
17	DA SILVA MOREIRA Eric	10	6	60%	0	0	0	0	1	4	3	1	1	2	3	5	6	2	2
2	RUEGER Kurt	3	2	66%	0	0	0	0	0	2	0	0	1	2	0	1	3	0	0
3	KABAR Almugera	2	1	50%	0	0	0	0	0	2	0	0	0	1	1	0	1	0	1
15	VON DER HITZ Justin	4	2	50%	0	0	0	0	1	0	0	3	0	0	0	4	4	0	0
19	OUEDRAOGO Assan	0	0	0%	0	0	0	0	0	0	0	0	0	0	0	0	0	0	0
20	RAMSAK Robert	1	0	0%	0	0	0	0	0	0	1	0	0	1	0	0	1	0	0

# Passing Networks



#	Passes From ↓ to →	BEDOLLA Paolo	SUAREZ Jose	NAVARRETE Luis	ROMERO Javen	MARTINEZ Isaac	LOMELI Brandon	URIAS Jose	CARRILLO Stephano	BARAJAS Fidel	ORTELLAO Adrian	ORTIZ Luis	ALVAREZ Gael	SANCHEZ Manuel	VAZQUEZ Daniel	JIMENEZ Tahiel	LEVY Mateo	VALENZUELA Francisco
1	BEDOLLA Paolo	0	0	14	1	2	0	0	0	1	9	1	0	2	3	0	0	1
2	SUAREZ Jose	1	0	0	0	0	2	0	0	0	1	0	0	0	0	0	0	0
4	NAVARRETE Luis	11	0	0	6	6	0	1	0	2	15	0	1	6	3	0	1	0
5	ROMERO Javen	0	0	4	0	0	0	3	0	3	2	1	0	0	0	1	0	1
6	MARTINEZ Isaac	0	2	9	2	0	2	0	2	0	4	3	0	1	2	1	1	3
7	LOMELI Brandon	0	0	0	0	1	0	0	1	0	0	3	1	0	0	1	0	1
8	URIAS Jose	0	0	2	2	1	0	0	1	0	0	0	0	0	0	0	0	0
9	CARRILLO Stephano	0	0	0	0	4	4	0	0	0	1	0	0	0	0	0	0	0
11	BARAJAS Fidel	0	0	0	1	1	0	3	0	0	0	4	0	0	0	0	0	0
13	ORTELLAO Adrian	8	1	17	1	5	1	1	1	0	0	1	1	0	4	1	0	2
15	ORTIZ Luis	0	0	1	1	1	4	1	1	4	1	0	0	0	1	0	0	0
10	ALVAREZ Gael	0	0	0	0	0	0	0	0	0	1	0	0	2	0	0	0	0
14	SANCHEZ Manuel	0	0	5	0	1	0	0	0	0	5	0	2	0	0	0	0	0
16	VAZQUEZ Daniel	1	0	1	0	0	4	0	0	0	3	0	1	2	0	0	2	3
18	JIMENEZ Tahiel	0	0	1	0	1	0	0	0	0	0	0	2	0	2	0	0	0
19	LEVY Mateo	0	0	0	0	0	0	0	0	0	0	0	0	0	0	0	0	1
20	VALENZUELA Francisco	0	0	0	0	0	2	0	0	2	1	0	1	1	0	0	1	0

Top 5 Player to Player Passers		
Player	Passed To	% of Total Team Passes
ORTELLAO Adrian	NAVARRETE Luis	6.2%
NAVARRETE Luis	ORTELLAO Adrian	5.4%
BEDOLLA Paolo	NAVARRETE Luis	5.1%
NAVARRETE Luis	BEDOLLA Paolo	4%
BEDOLLA Paolo	ORTELLAO Adrian	3.3%

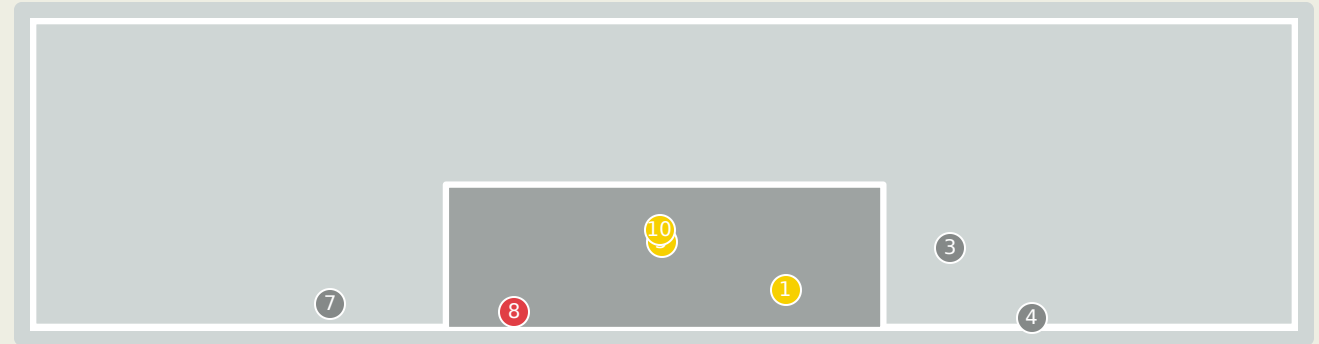
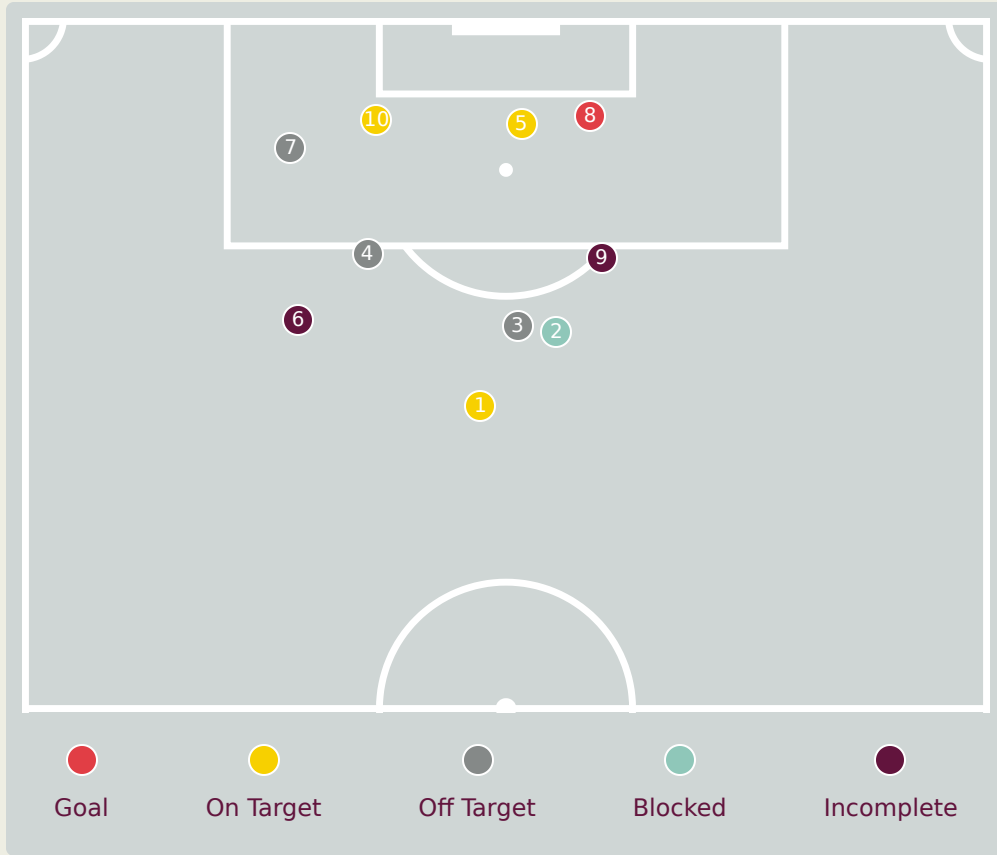
# Passing Networks








#	Passes From ↓ to →	SCHMITT Max	JELTSCH Finn	HARCHAOUI Fayssal	BRUNNER Paris	MOERSTEDT Max	DARVICH Noah	HERRMANN Charles	HENNIG Maximilian	ODOGU David	OSAWE Winners	DA SILVA MOREIRA Eric	RUEGER Kurt	KABAR Almugera	VON DER HITZ Justin	OUEDRAOGO Assan	RAMSAK Robert
1	SCHMITT Max	10	6	0	2	1	0	1	1	7	0	0	0	0	1	0	0
4	JELTSCH Finn	5	10	3	6	1	1	0	0	9	1	5	0	0	0	0	0
6	HARCHAOUI Fayssal	0	6	10	2	1	2	3	1	3	2	3	1	0	0	0	0
7	BRUNNER Paris	0	0	1	10	0	0	3	7	2	2	0	0	0	0	0	0
9	MOERSTEDT Max	0	1	0	3	10	1	3	1	0	1	0	0	0	0	0	0
10	DARVICH Noah	0	0	0	1	2	10	4	0	1	0	1	0	0	0	0	0
11	HERRMANN Charles	0	0	1	2	1	2	10	0	0	2	4	0	0	0	0	0
13	HENNIG Maximilian	2	0	1	7	0	2	0	10	5	3	0	0	1	0	0	0
14	ODOGU David	8	8	4	2	0	0	0	7	10	1	0	0	0	0	0	0
16	OSAWE Winners	0	1	1	2	1	3	3	2	1	10	0	1	0	0	0	0
17	DA SILVA MOREIRA Eric	1	2	2	0	0	0	4	2	0	0	10	0	0	0	0	1
2	RUEGER Kurt	0	0	1	1	0	0	0	1	0	0	0	10	0	0	0	0
3	KABAR Almugera	0	0	0	0	0	0	0	0	0	0	0	1	10	0	0	0
15	VON DER HITZ Justin	0	0	0	0	0	0	0	0	0	0	0	0	0	10	0	0
19	OUEDRAOGO Assan	0	0	0	0	0	0	0	0	0	0	0	0	1	0	10	0
20	RAMSAK Robert	0	1	0	0	0	0	0	0	0	0	2	0	0	0	0	10

Top 5 Player to Player Passers		
Player	Passed To	% of Total Team Passes
JELTSCH Finn	ODOGU David	4.4%
ODOGU David	JELTSCH Finn	3.9%
ODOGU David	SCHMITT Max	3.9%
SCHMITT Max	ODOGU David	3.4%
BRUNNER Paris	HENNIG Maximilian	3.4%

# Attempts at Goal



Key	Outcome	Shots
	Goals	1
	On Target	3
	Off Target	3
	Blocked	1
	Incomplete	2

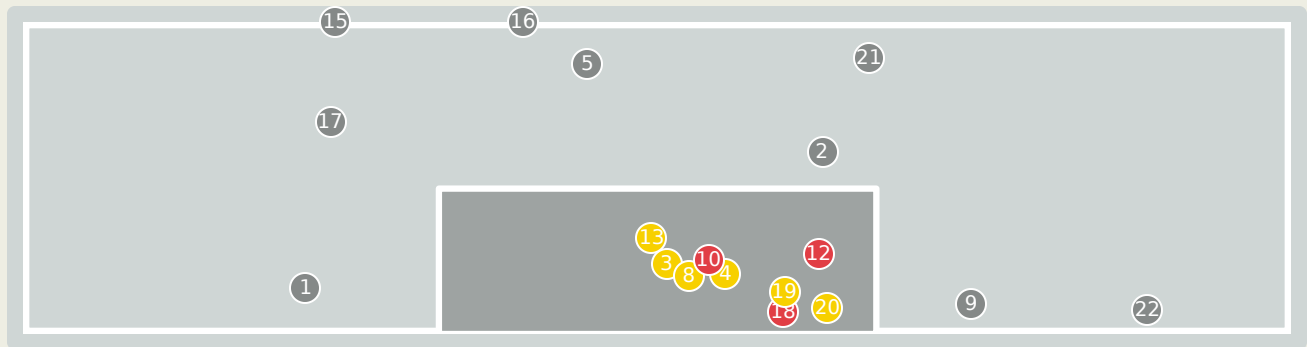
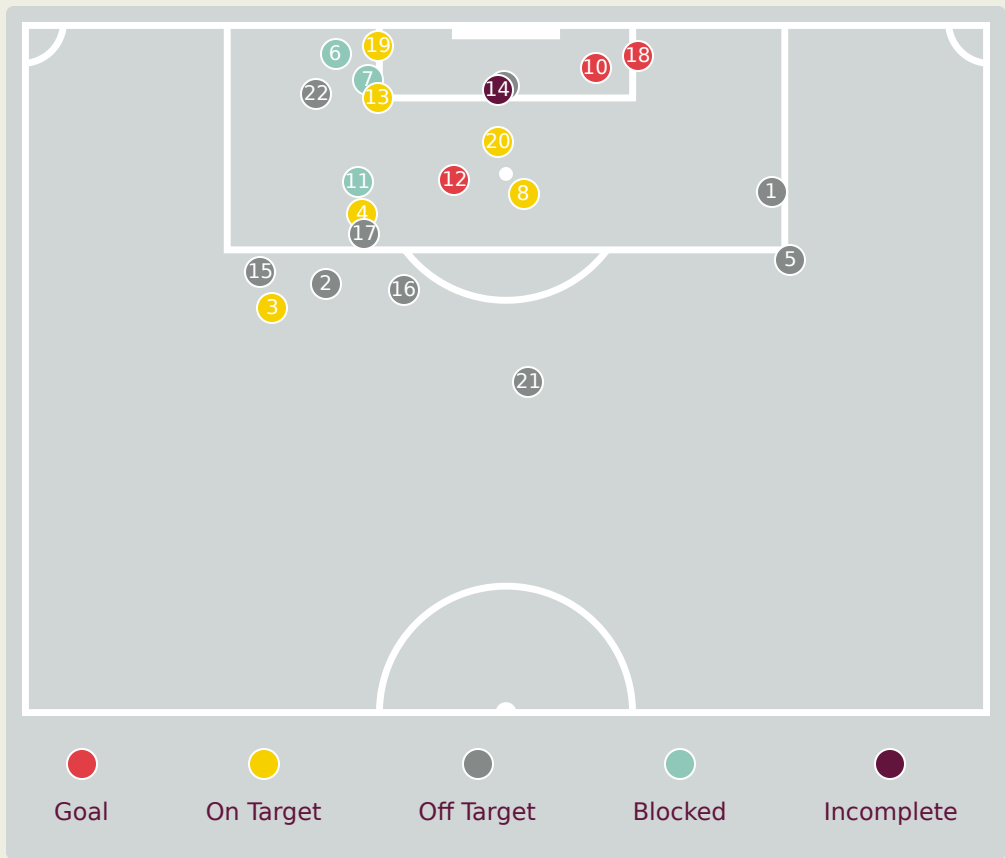
# Attempts at Goal








Time	Player	Outcome	Body Part	Delivery Type
3	15 ORTIZ Luis	On Target - Saved	Left Foot	Loose Ball
10	9 CARRILLO Stephano	Incomplete - Blocked	Right Foot	Pass
32	9 CARRILLO Stephano	Off Target	Right Foot	Loose Ball
45	11 BARAJAS Fidel	Off Target	Left Foot	Pass
46	5 ROMERO Javen	On Target - Saved	Head	Corner
70	20 VALENZUELA Francisco	Incomplete	Left Foot	Loose Ball
70	19 LEVY Mateo	Deflected Off Target - Defensive Event	Left Foot	Pass
74	18 JIMENEZ Tahiel	On Target - Goal	Head	Freekick
75	10 ALVAREZ Gael	Incomplete	Right Foot	Pass
97	18 JIMENEZ Tahiel	On Target - Saved	Head	Corner

# Attempts at Goal

Germany 



Key	Outcome	Shots
	Goals	3
	On Target	6
	Off Target	9
	Blocked	3
	Incomplete	1



Germany



## Attempts at Goal

Time	Player	Outcome	Body Part	Delivery Type
2	11 HERRMANN Charles	Off Target	Left Foot	Pass
7	7 BRUNNER Paris	Off Target	Right Foot	Pass
13	7 BRUNNER Paris	Deflected On Target - Saved	Right Foot	Pass
14	16 OSAWE Winners	On Target - Saved	Right Foot	Pass
18	10 DARVICH Noah	Deflected Off Target - Defensive Event	Left Foot	Freekick
20	10 DARVICH Noah	Incomplete - Blocked	Left Foot	Cross
20	10 DARVICH Noah	Incomplete - Blocked	Left Foot	Other
21	10 DARVICH Noah	On Target - Saved	Left Foot	Loose Ball
23	4 JELTSCH Finn	Off Target	Right Foot	Corner
28	10 DARVICH Noah	On Target - Goal	Right Foot	Pass
30	13 HENNIG Maximilian	Incomplete - Blocked	Right Foot	Pass
37	9 MOERSTEDT Max	On Target - Goal	Right Foot	Loose Ball
40	7 BRUNNER Paris	On Target - Saved	Right Foot	Pass
41	14 ODOGU David	Incomplete - Player On Ball Error	Head	Corner
47	7 BRUNNER Paris	Deflected Off Target - Defensive Event	Right Foot	Pass
48	17 DA SILVA MOREIRA Eric	Off Target	Right Foot	Loose Ball
50	11 HERRMANN Charles	Off Target	Left Foot	Pass

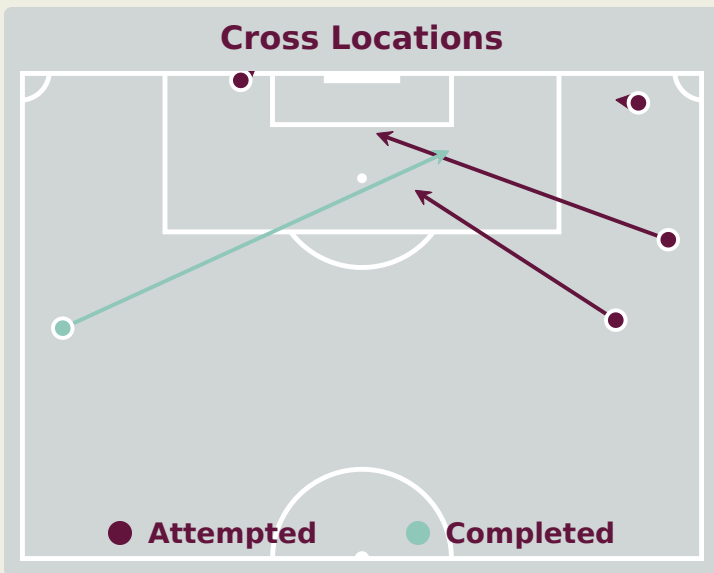
# Attempts at Goal

Germany

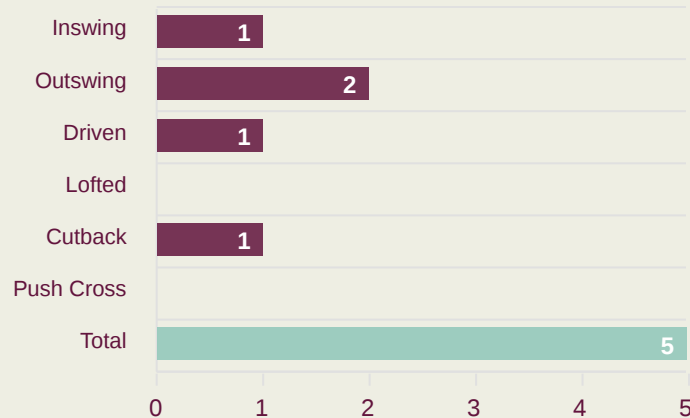


Time	Player	Outcome	Body Part	Delivery Type
52	17 DA SILVA MOREIRA Eric	On Target - Goal	Right Foot	Pass
56	7 BRUNNER Paris	On Target - Saved	Right Foot	Pass
57	10 DARVICH Noah	On Target - Saved	Right Foot	Tackle
57	9 MOERSTEDT Max	Off Target	Right Foot	Pass
69	7 BRUNNER Paris	Off Target - Saved	Left Foot	Pass

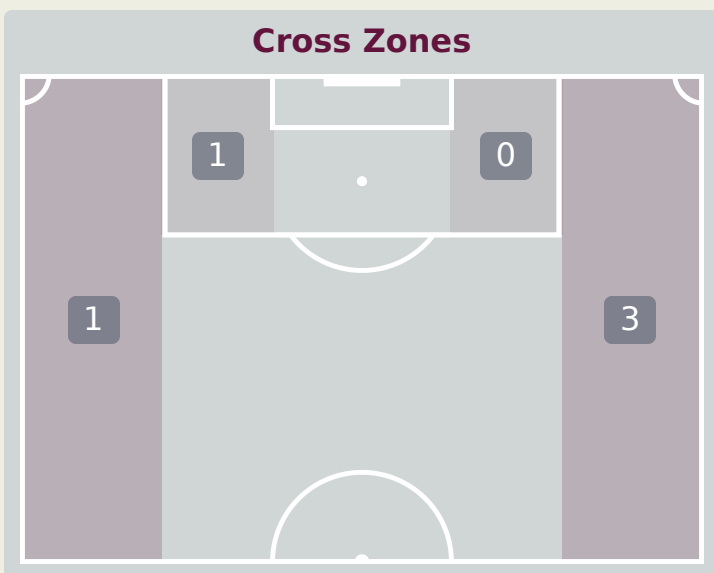
# Crosses (Open Play)



### Delivery Type



#	Player	Inswing	Outswing	Driven	Lofted	Cutback	Push Cross	Total Attempted
1	BEDOLLA Paolo	0	0	0	0	0	0	0
2	SUAREZ Jose	0	1	0	0	0	0	1
4	NAVARRETE Luis	0	0	0	0	0	0	0
5	ROMERO Javen	0	0	0	0	0	0	0
6	MARTINEZ Isaac	0	0	0	0	0	0	0
7	LOMELI Brandon	0	0	0	0	0	0	0
8	URIAS Jose	0	0	0	0	0	0	0
9	CARRILLO Stephano	0	0	0	0	0	0	0
11	BARAJAS Fidel	0	0	1	0	0	0	1
13	ORTELLAO Adrian	0	0	0	0	0	0	0
15	ORTIZ Luis	0	0	0	0	1	0	1
10	ALVAREZ Gael	0	0	0	0	0	0	0
14	SANCHEZ Manuel	0	0	0	0	0	0	0
16	VAZQUEZ Daniel	0	0	0	0	0	0	0
18	JIMENEZ Tahiel	0	0	0	0	0	0	0
19	LEVY Mateo	0	0	0	0	0	0	0
20	VALENZUELA Francisco	1	1	0	0	0	0	2



**Attempted**

**5**

**Completed**

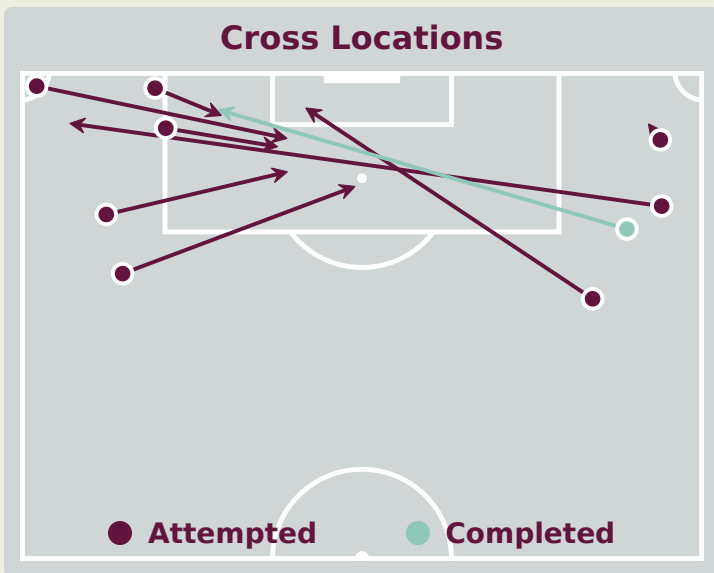
**1**

**Most Crosses Attempted**

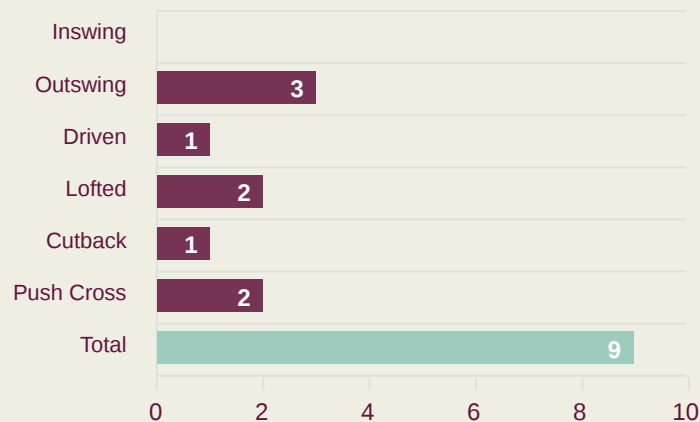
**2**

**VALENZUELA Francisco**  
BENCH

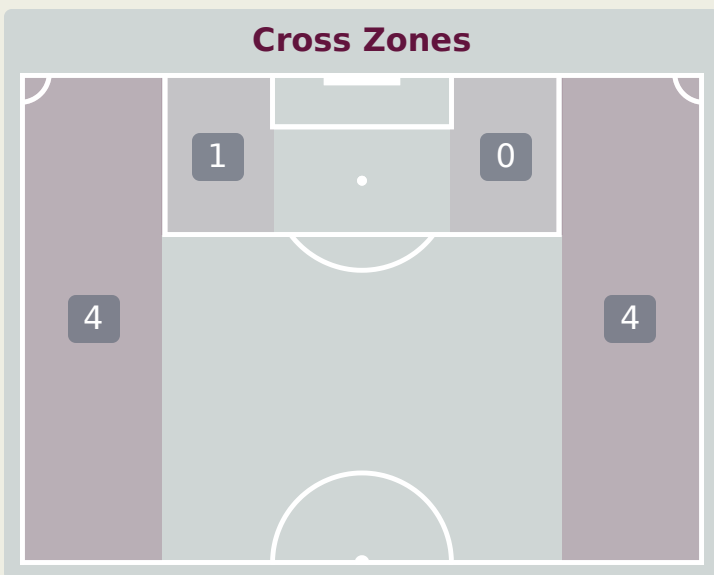
# Crosses (Open Play)



### Delivery Type



#	Player	Inswing	Outswing	Driven	Lofted	Cutback	Push Cross	Total Attempted
1	SCHMITT Max	0	0	0	0	0	0	0
4	JELTSCH Finn	0	0	0	0	0	0	0
6	HARCHAOUI Fayssal	0	0	0	0	0	0	0
7	BRUNNER Paris	0	0	0	0	0	1	1
9	MOERSTEDT Max	0	0	0	0	0	0	0
10	DARVICH Noah	0	0	0	0	0	0	0
11	HERRMANN Charles	0	0	0	0	1	1	2
13	HENNIG Maximilian	0	1	0	1	0	0	2
14	ODOGU David	0	0	0	0	0	0	0
16	OSAWA Winners	0	0	0	0	0	0	0
17	DA SILVA MOREIRA Eric	0	2	1	1	0	0	4
2	RUEGER Kurt	0	0	0	0	0	0	0
3	KABAR Almugera	0	0	0	0	0	0	0
15	VON DER HITZ Justin	0	0	0	0	0	0	0
19	OUEDRAOGO Assan	0	0	0	0	0	0	0
20	RAMSAK Robert	0	0	0	0	0	0	0



**Attempted**

**9**

**Completed**

**1**

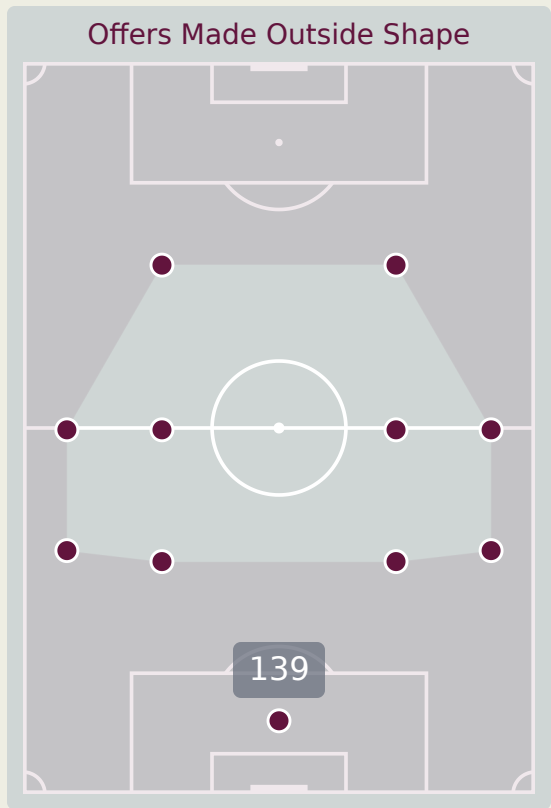
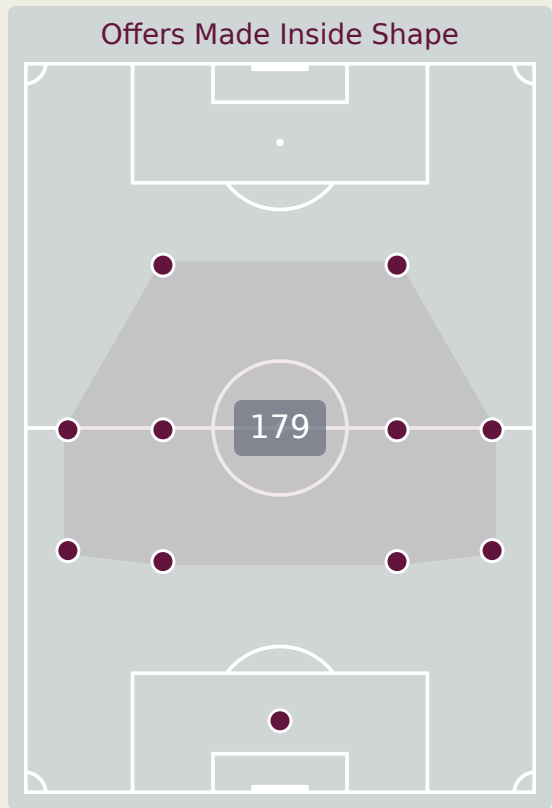
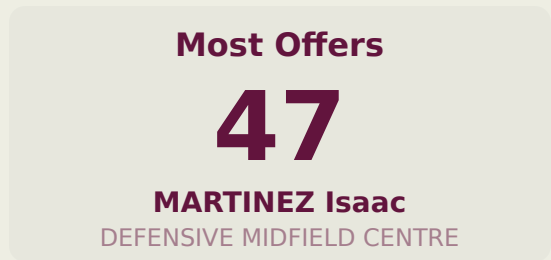

**Most Crosses Attempted**

**4**

**DA SILVA MOREIRA Eric**  
RIGHT BACK



# Offering to Receive



#	Player	Offers Made	Offers Received	% Made & Received
1	BEDOLLA Paolo	4	2	50%
2	SUAREZ Jose	13	1	7.7%
4	NAVARRETE Luis	5	3	60%
5	ROMERO Javen	3	1	33.3%
6	MARTINEZ Isaac	47	10	21.3%
7	LOMELI Brandon	31	10	32.3%
8	URIAS Jose	22	4	18.2%
9	CARRILLO Stephano	47	10	21.3%
11	BARAJAS Fidel	16	8	50%
13	ORTELLAO Adrian	9	4	44.4%
15	ORTIZ Luis	41	6	14.6%
10	ALVAREZ Gael	13	4	30.8%
14	SANCHEZ Manuel	22	8	36.4%
16	VAZQUEZ Daniel	8	1	12.5%
18	JIMENEZ Tahiel	16	3	18.8%
19	LEVY Mateo	4	1	25%
20	VALENZUELA Francisco	17	3	17.6%

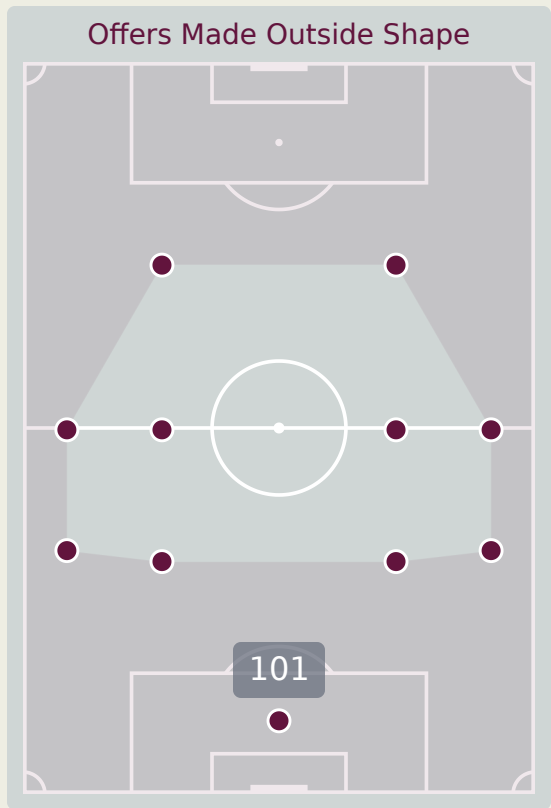
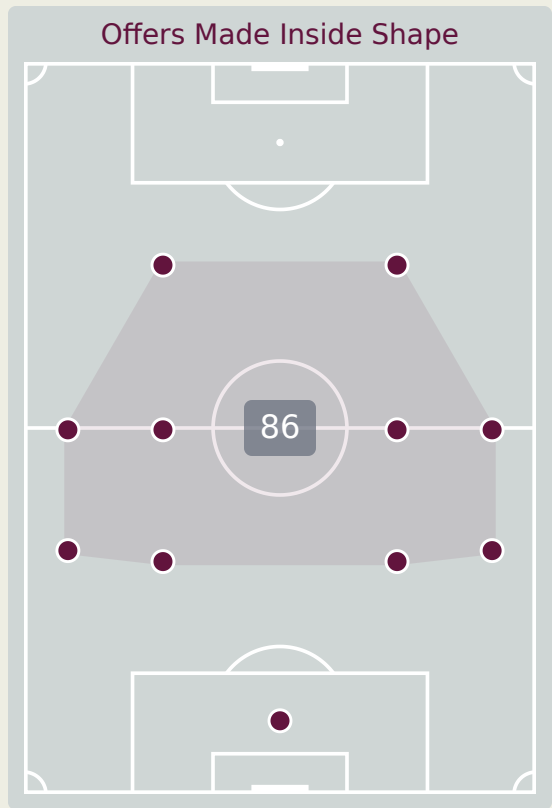
# Offering to Receive

**187**  
Total Offers Made

**61**  
Total Offers Received

**Most Offers**  
**40**  
**BRUNNER Paris**  
ATTACKING MIDFIELD LEFT

**107**  
Offers Made in Final Third



**51**  
Offers Made in Middle Third

**29**  
Offers Made in Defensive Third

#	Player	Offers Made	Offers Received	% Made & Received
1	SCHMITT Max	4	2	50%
4	JELTSCH Finn	9	1	11.1%
6	HARCHAOUI Fayssal	5	4	80%
7	BRUNNER Paris	40	14	35%
9	MOERSTEDT Max	15	2	13.3%
10	DARVICH Noah	17	7	41.2%
11	HERRMANN Charles	20	7	35%
13	HENNIG Maximilian	13	6	46.2%
14	ODOGU David	2	1	50%
16	OSAWA Winners	27	6	22.2%
17	DA SILVA MOREIRA Eric	20	7	35%
2	RUEGER Kurt	7	1	14.3%
3	KABAR Almugera	0	0	0%
15	VON DER HITZ Justin	1	0	0%
19	OUEDRAOGO Assan	2	1	50%
20	RAMSAK Robert	5	2	40%

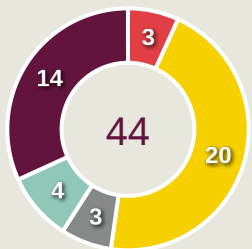
Mexico



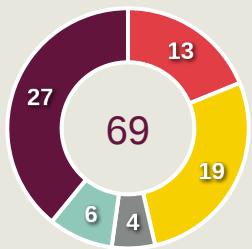
# Movement to Receive

## Movement Types by Phase

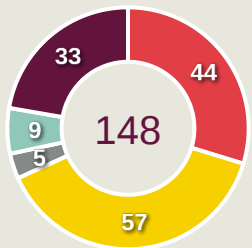
### Final Third Phase



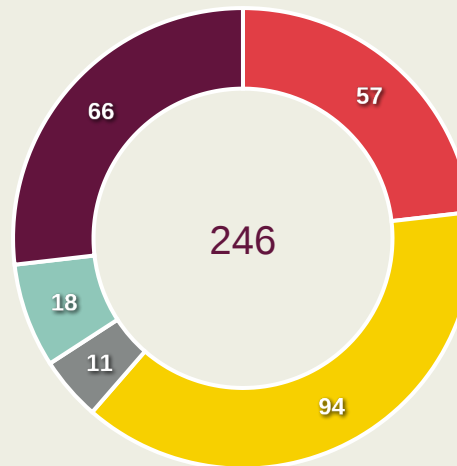
### Progression Phase



### Build Up Phase



## All Movement Types

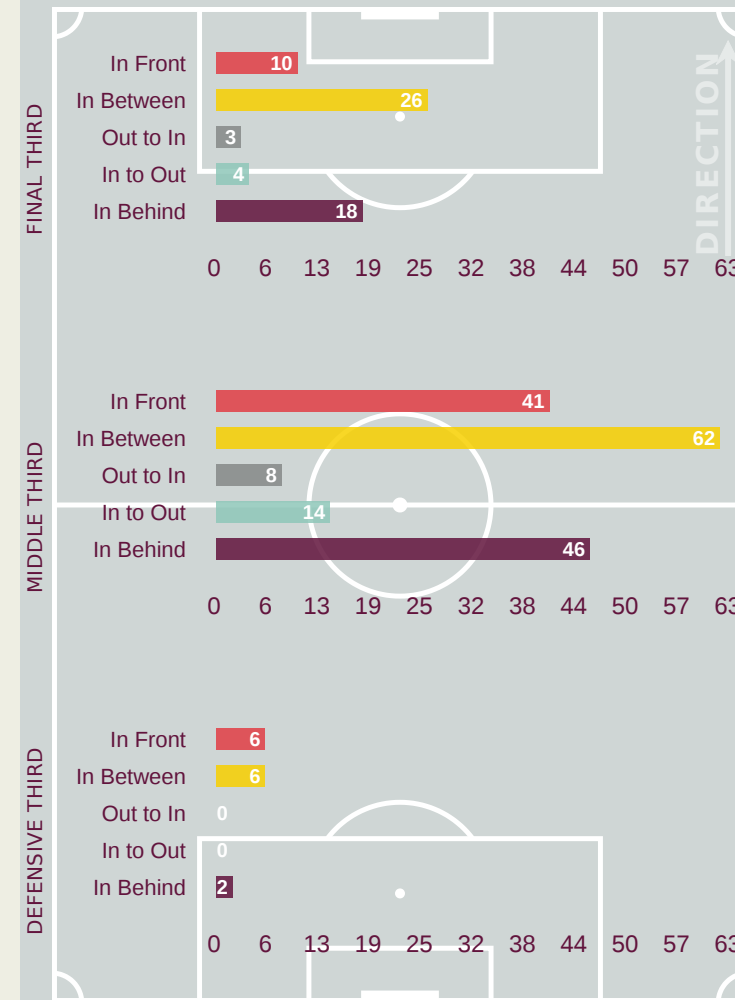


- In Front
- In Between
- Out to In
- In to Out
- In Behind

## Top Ranked Players

Type	Player	Movements
In Front	6 MARTINEZ Isaac	18
In Between	6 MARTINEZ Isaac	20
Out to In	7 LOMELI Brandon	2
In to Out	8 URIAS Jose	3
In Behind	9 CARRILLO Stephano	17

## Movement Types Pitch Third



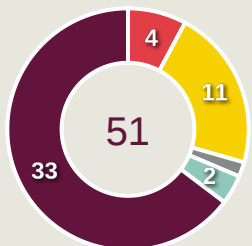
Germany



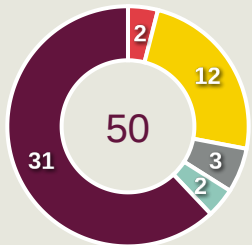
# Movement to Receive

## Movement Types by Phase

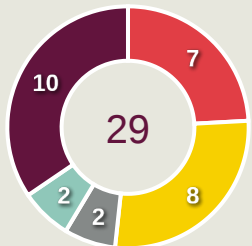
### Final Third Phase



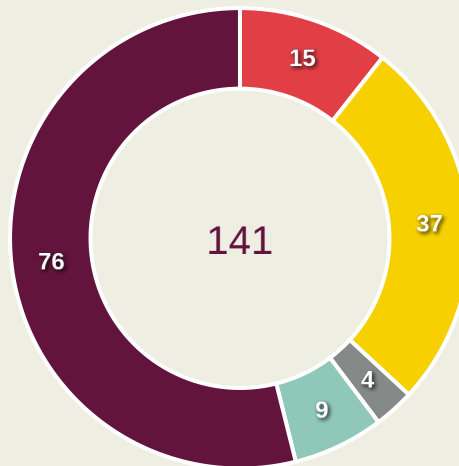
### Progression Phase



### Build Up Phase



## All Movement Types

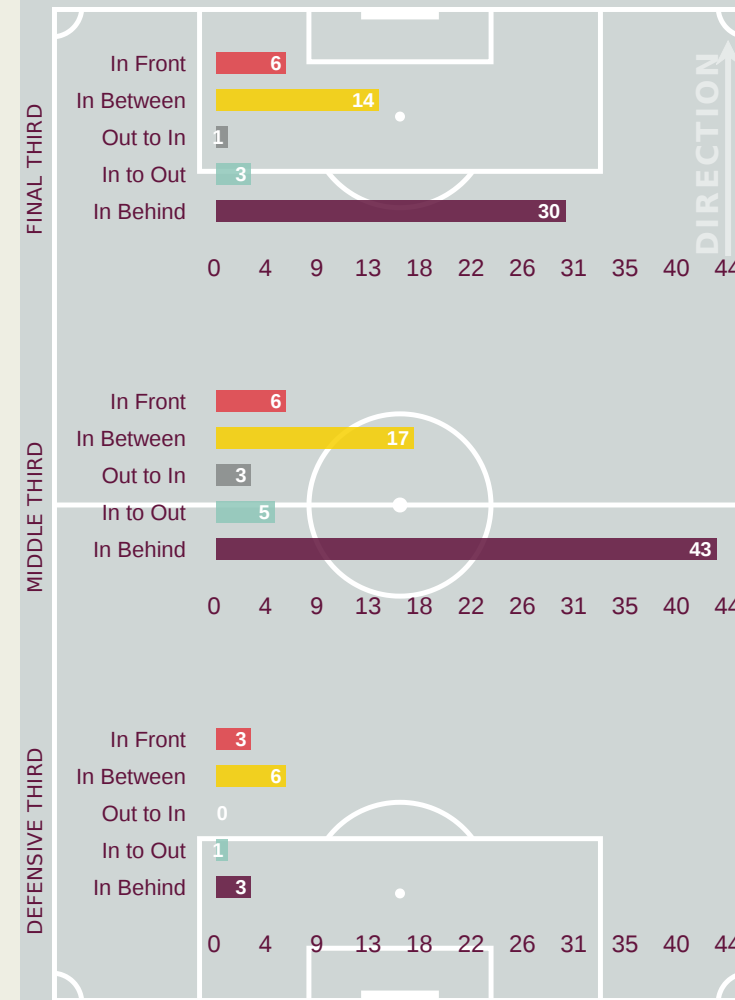


- In Front
- In Between
- Out to In
- In to Out
- In Behind

## Top Ranked Players

Type	Player	Movements
In Front	17 DA SILVA MOREIRA Eric	4
In Between	16 OSAWE Winners	15
Out to In	11 HERRMANN Charles	3
In to Out	16 OSAWE Winners	3
In Behind	7 BRUNNER Paris	32

## Movement Types Pitch Third





# OUT OF POSSESSION



U-17 WORLD CUP  
INDONESIA 2023



Mexico v Germany



Mexico



# Defensive Actions

**42**

Forced Turnovers

**34**

Possession Regained

**4**

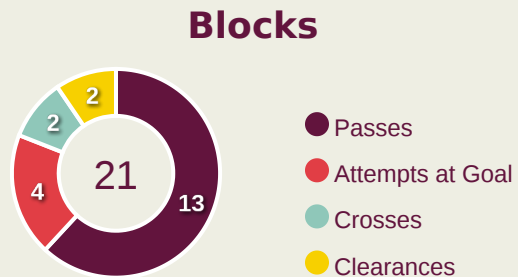
Interceptions

**33**

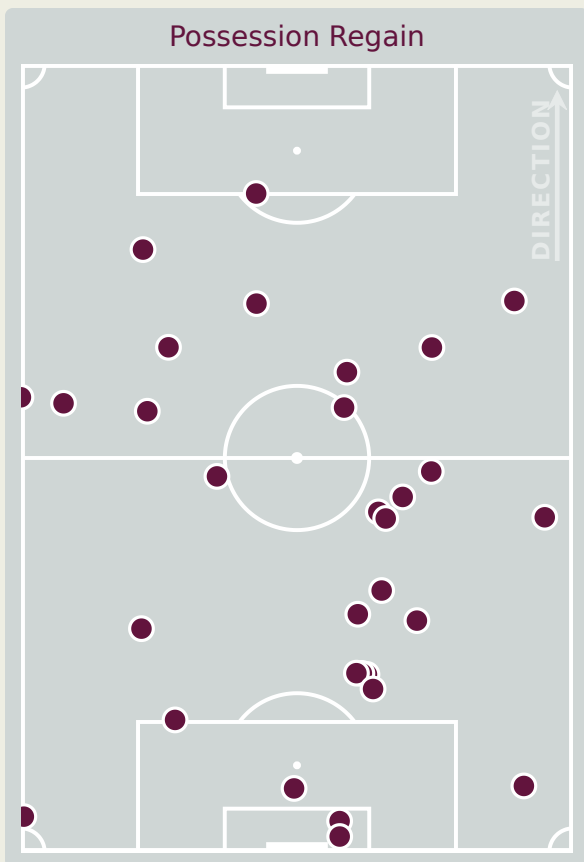
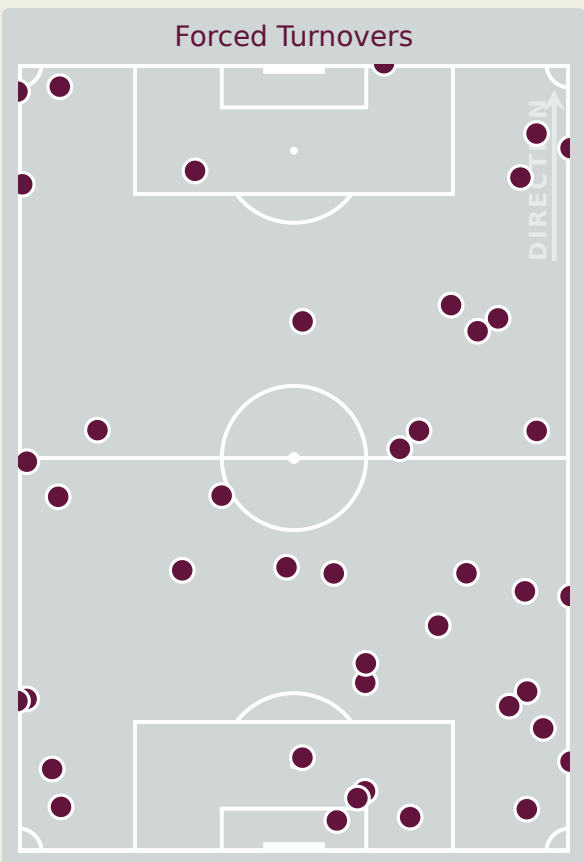
Tackles

**3.4**

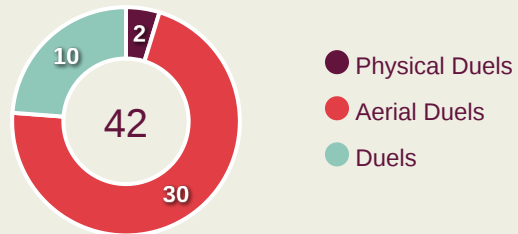
Possession Actions / Defensive Action



#	Player	Total Possession Regains
1	BEDOLLA Paolo	4
2	SUAREZ Jose	4
4	NAVARRETE Luis	4
5	ROMERO Javen	2
6	MARTINEZ Isaac	2
7	LOMELI Brandon	1
8	URIAS Jose	1
9	CARRILLO Stephano	1
11	BARAJAS Fidel	2
13	ORTELLAO Adrian	7
15	ORTIZ Luis	1
10	ALVAREZ Gael	1
14	SANCHEZ Manuel	1
16	VAZQUEZ Daniel	0
18	JIMENEZ Tahiel	0
19	LEVY Mateo	0
20	VALENZUELA Francisco	3



### Possession Contests



### Most Possession Regains

7

**ORTELLAO Adrian**  
RIGHT CENTRE BACK

# Defensive Actions



**52**

**Forced Turnovers**

**37**

**Possession Regained**

**3**

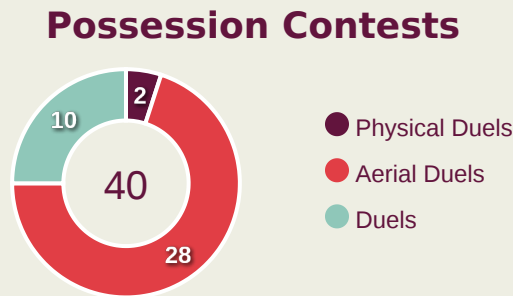
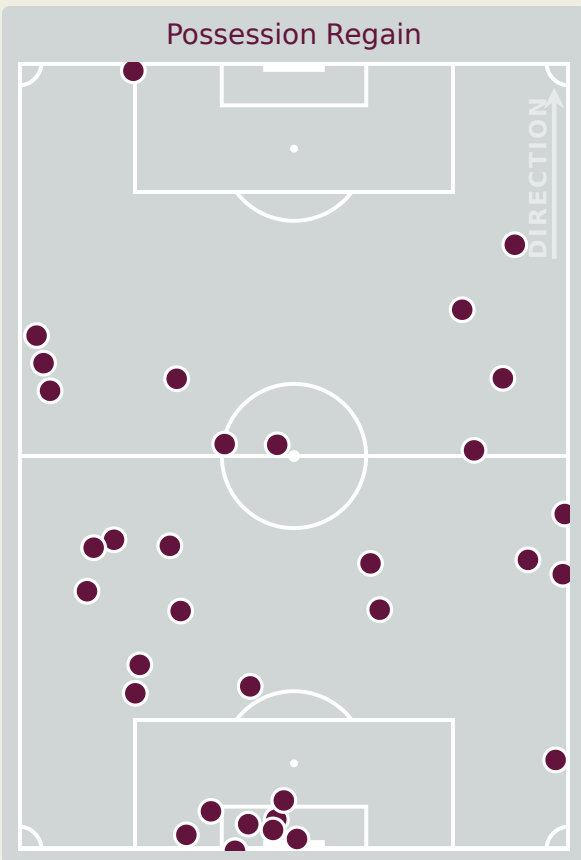
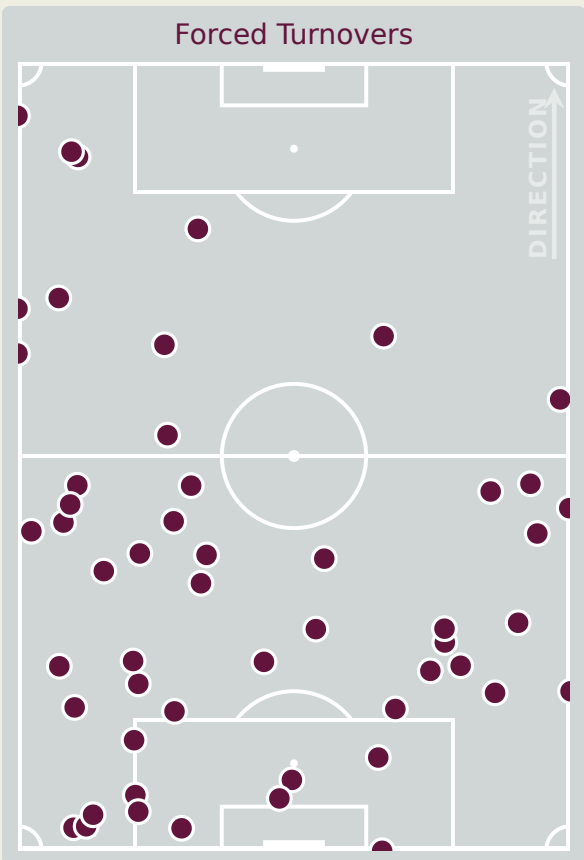
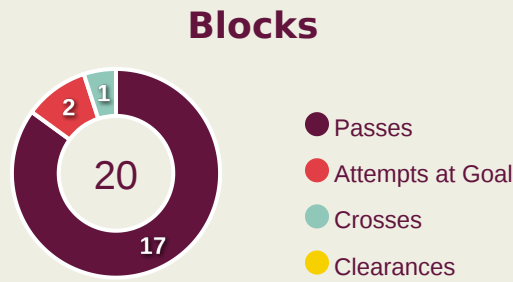
**Interceptions**

**45**

**Tackles**

**2.74**

**Possession Actions / Defensive Action**



### Most Possession Regains

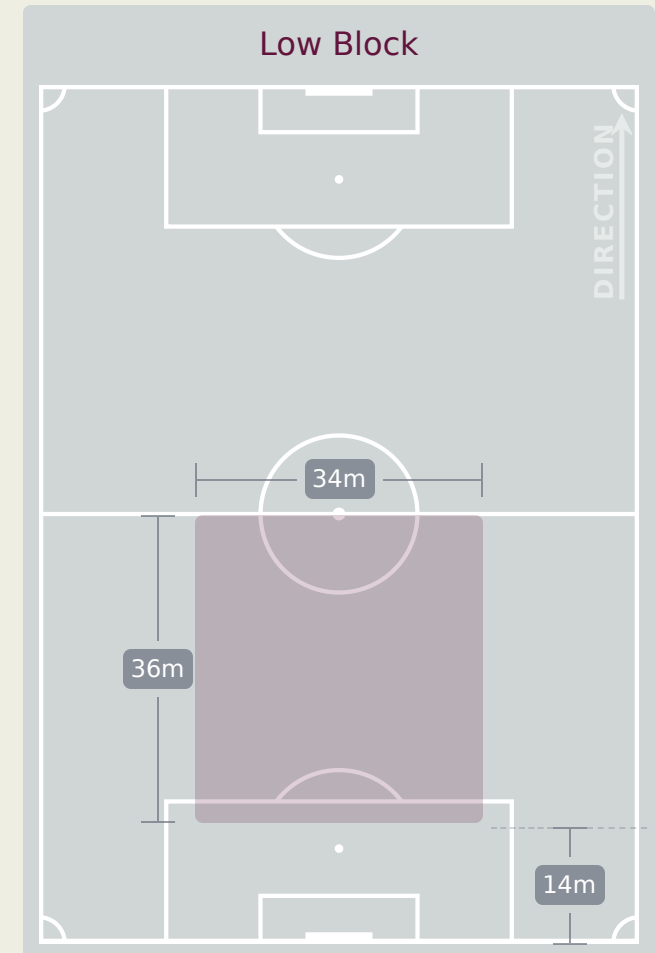
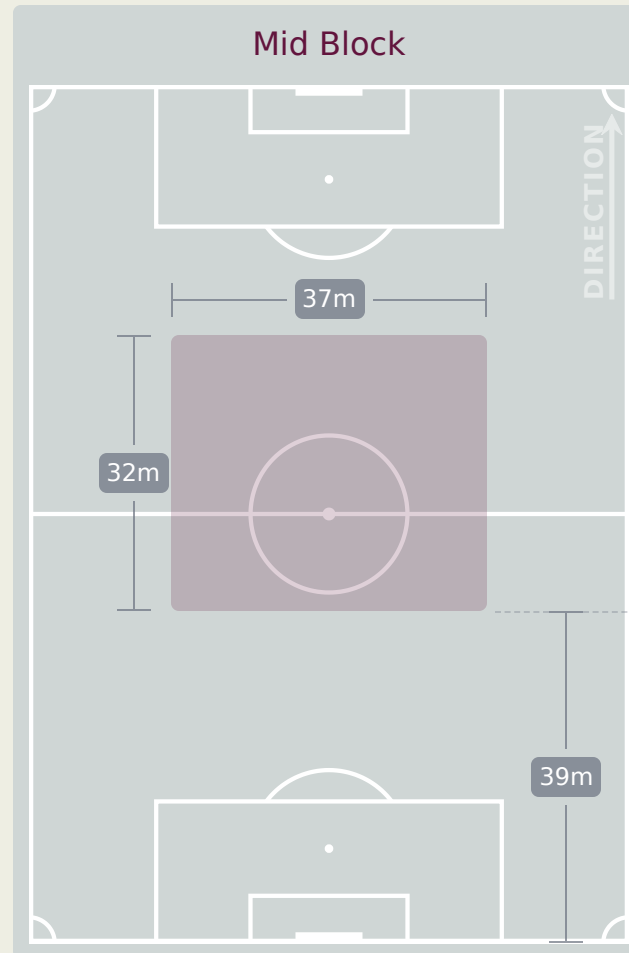
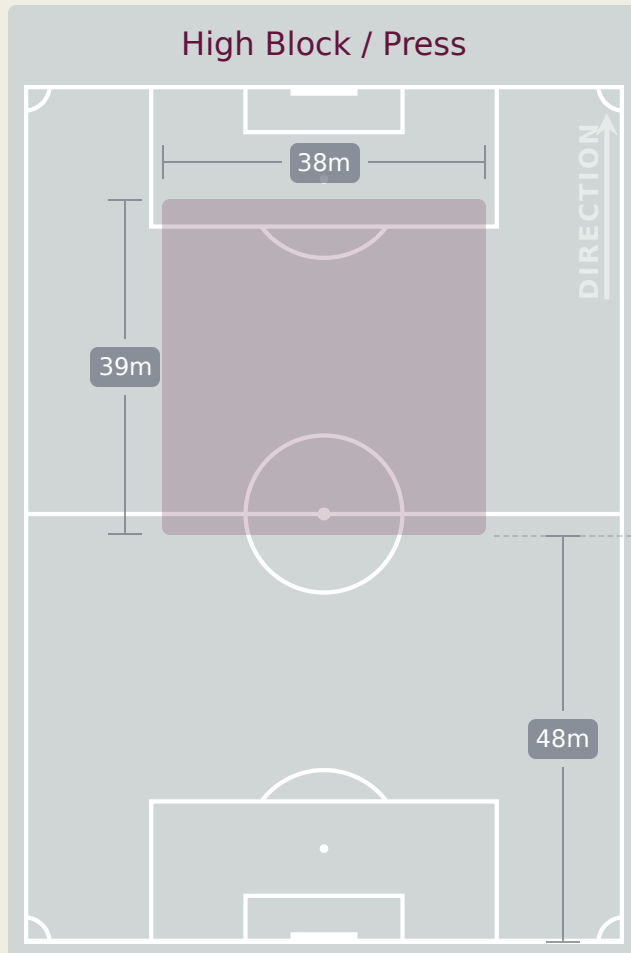
9

**HARCHAOUI Fayssal**  
DEFENSIVE MIDFIELD CENTRE RIGHT

#	Player	Total Possession Regains
1	SCHMITT Max	8
4	JELTSCH Finn	4
6	HARCHAOUI Fayssal	9
7	BRUNNER Paris	0
9	MOERSTEDT Max	0
10	DARVICH Noah	0
11	HERRMANN Charles	2
13	HENNIG Maximilian	2
14	ODOGU David	5
16	OSAWE Winners	3
17	DA SILVA MOREIRA Eric	2
2	RUEGER Kurt	0
3	KABAR Almugera	0
15	VON DER HITZ Justin	0
19	OUEDRAOGO Assan	1
20	RAMSAK Robert	1

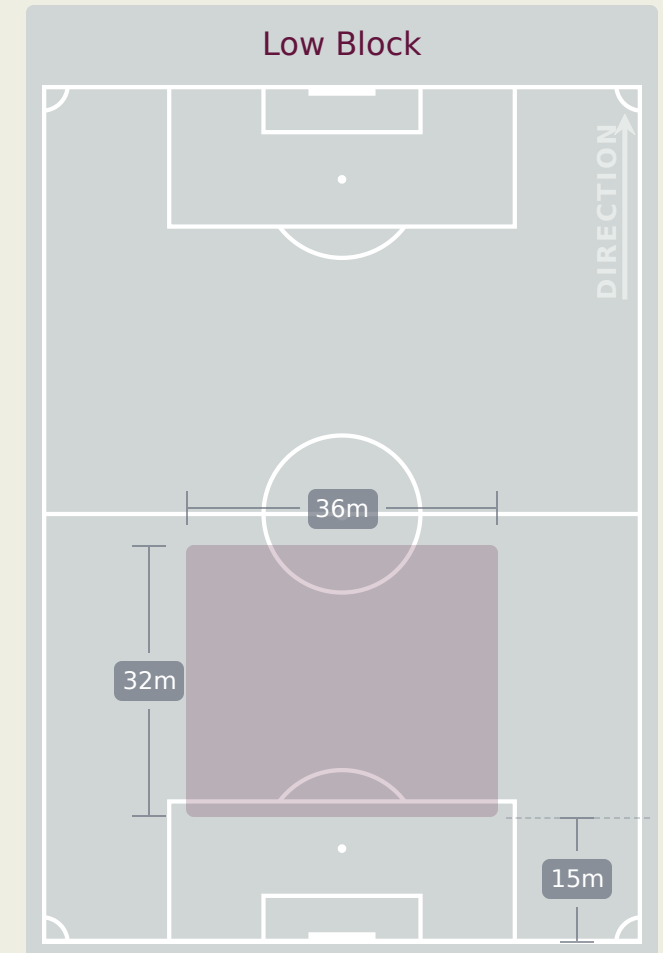
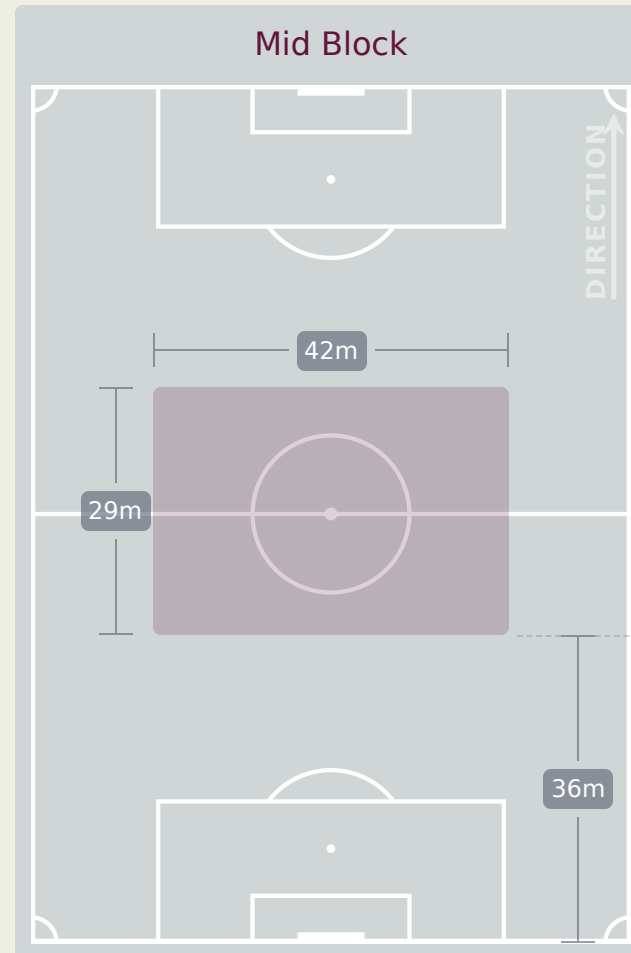
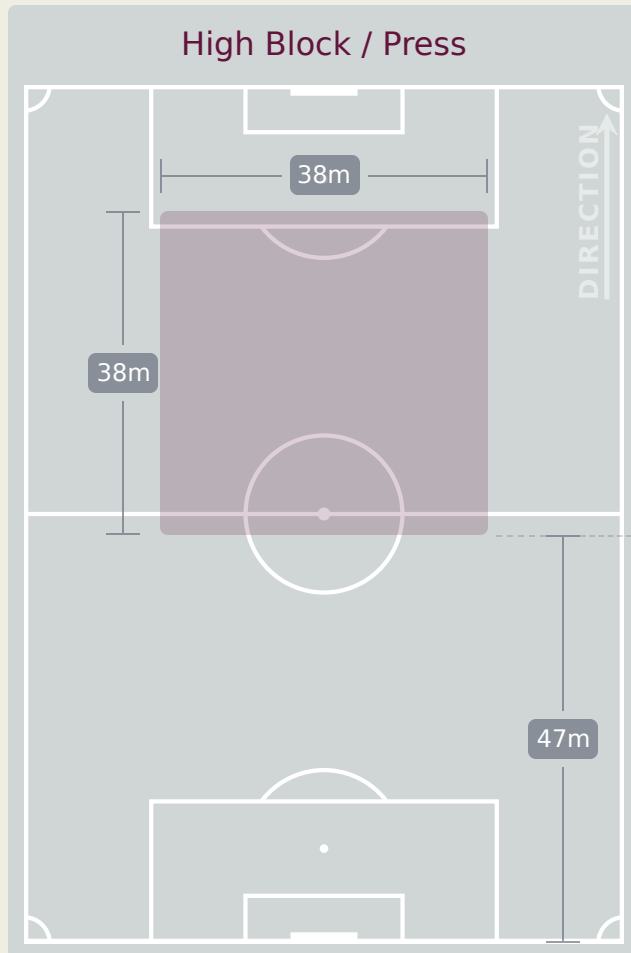
# Defensive Line Height & Team Length

Mexico



# Defensive Line Height & Team Length

Germany



# Defensive Pressure



191	Total Pressures	197
59	Direct Pressures	60
1.83s	Avg Pressure Duration	1.67s
42	Forced Turnovers	52
9.84s	Ball Recovery Time	11.91s
54	Pushing on into Pressing	71
100	Pushing on	157
27	Pressing Direction Inside	23
106	Pressing Direction Outside	108

**Most Direct Pressures**

**7**

**ORTELLAO Adrian**  
RIGHT CENTRE BACK

**Most Direct Pressures**

**12**

**OSAWA Winners**  
DEFENSIVE MIDFIELD CENTRE LEFT



# GOALKEEPING



Mexico v Germany

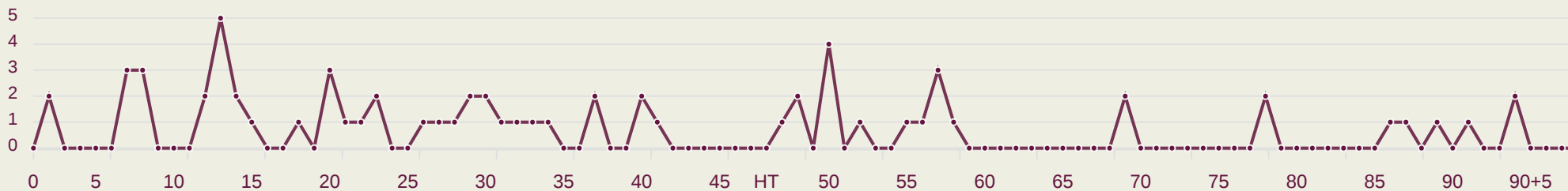


# Goalkeeping Involvement



## Mexico

### Mexico GK Involvement Timeline

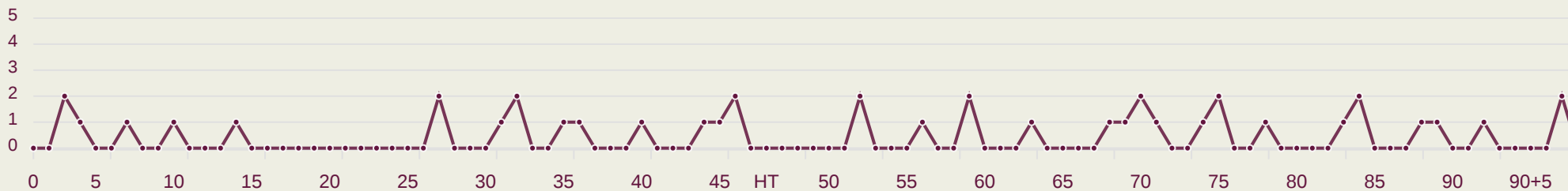


**66**  
Total Involvements



## Germany

### Germany GK Involvement Timeline




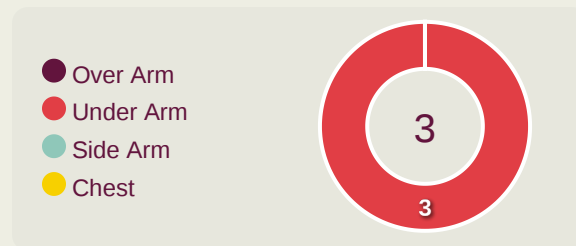
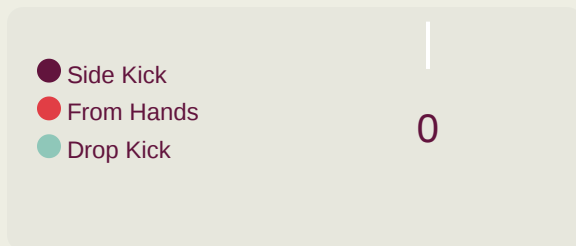
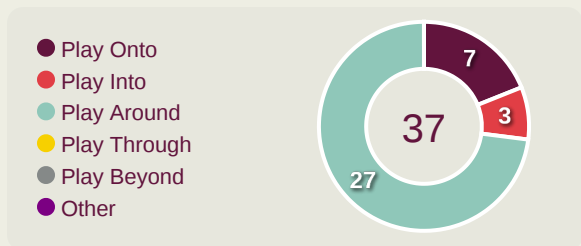
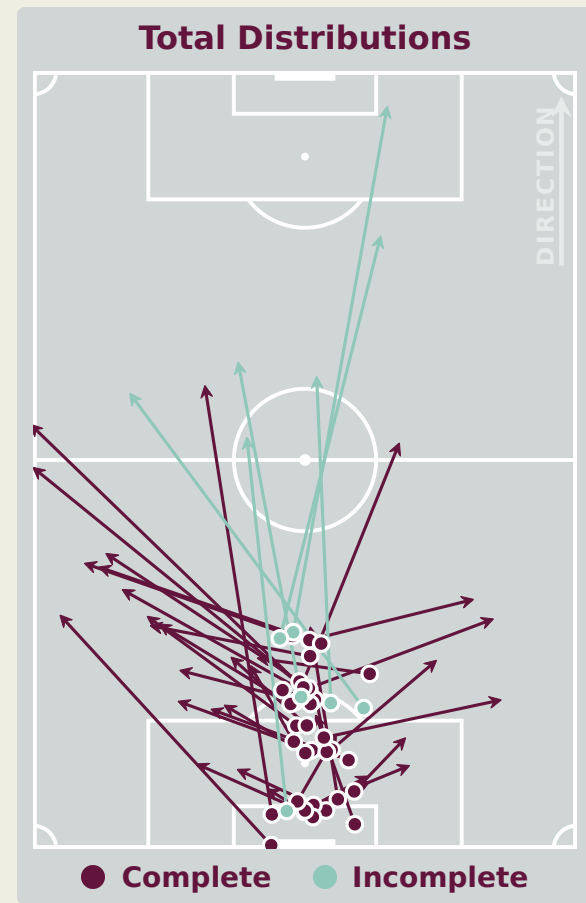
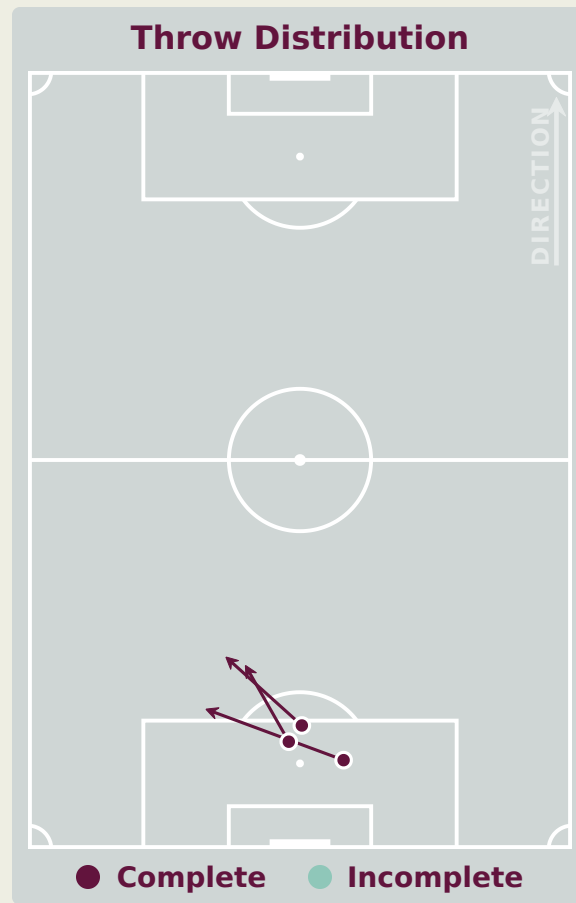
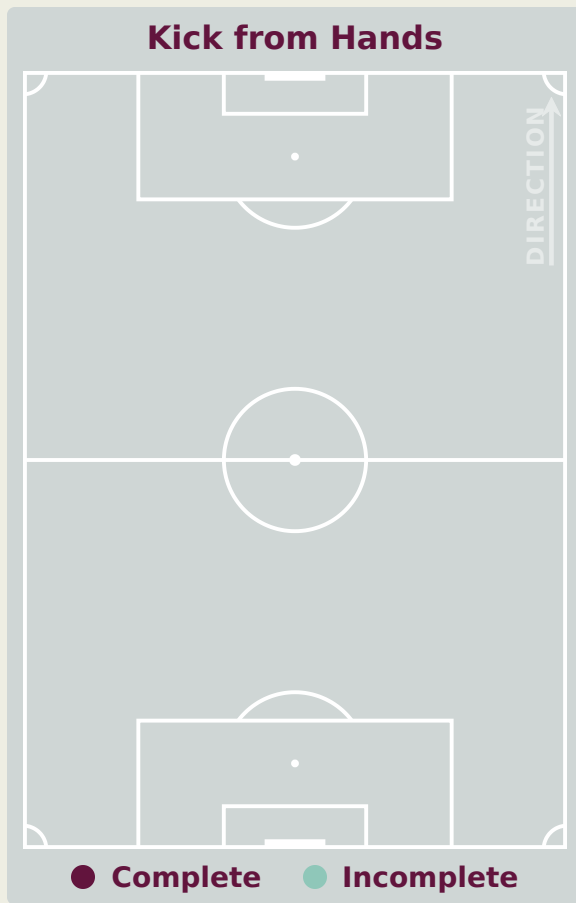
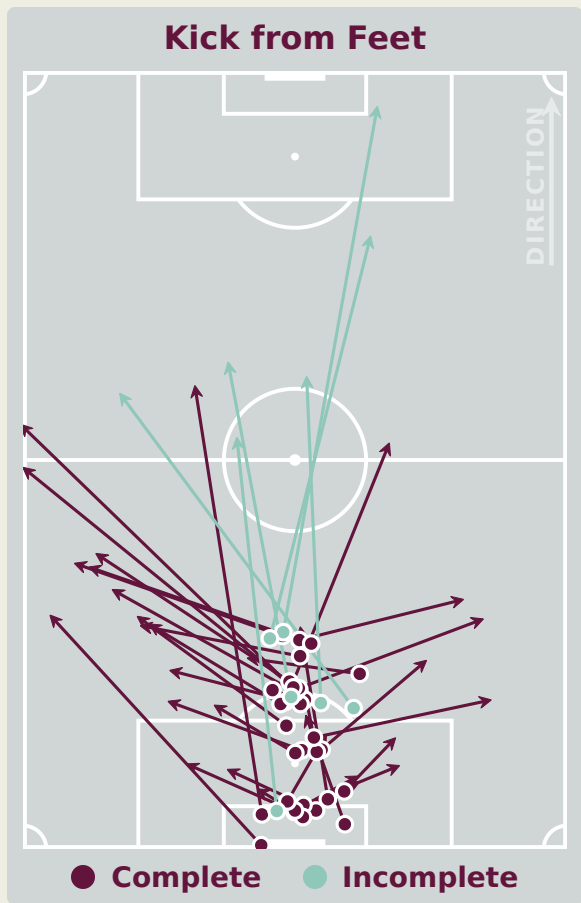
**43**  
Total Involvements



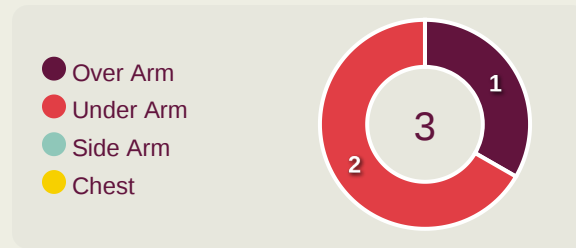
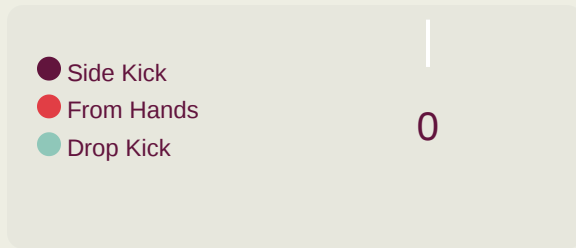
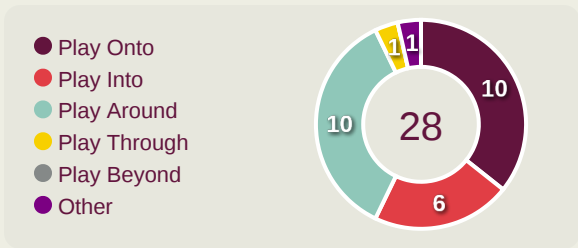
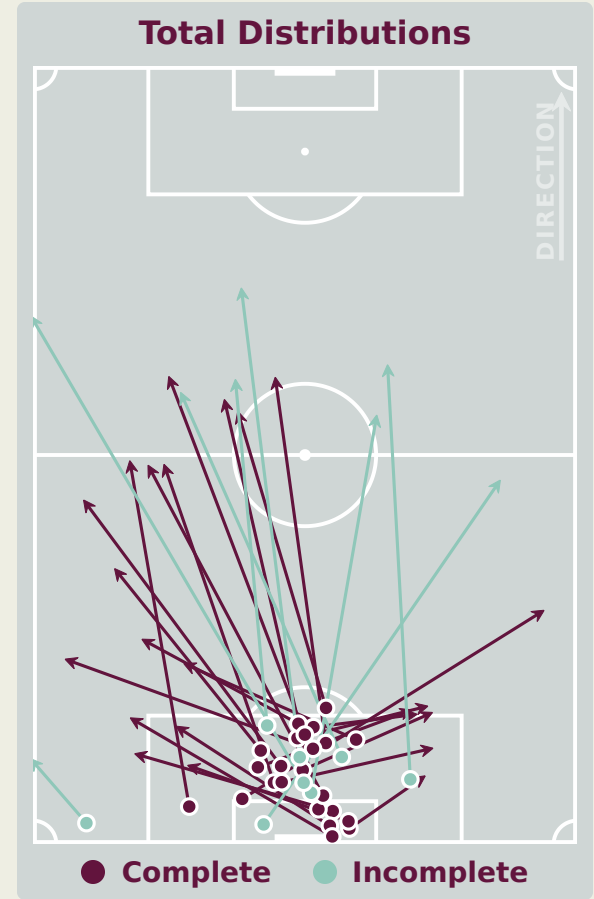
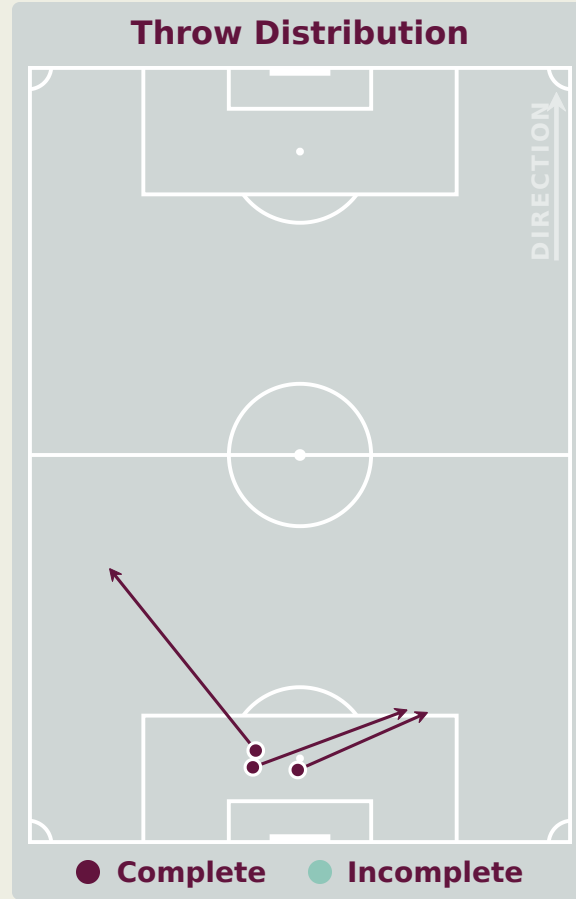
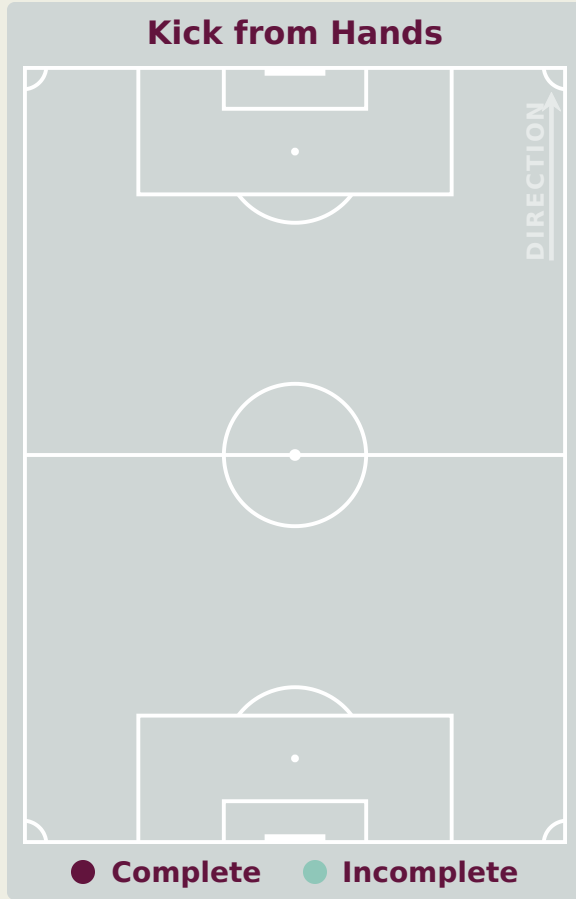
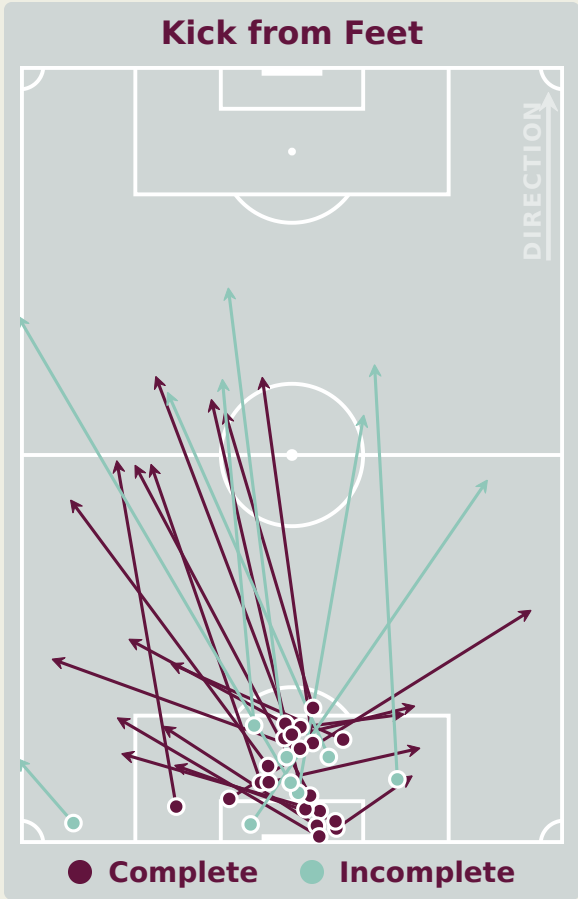
Mexico



# Goalkeeping Distribution



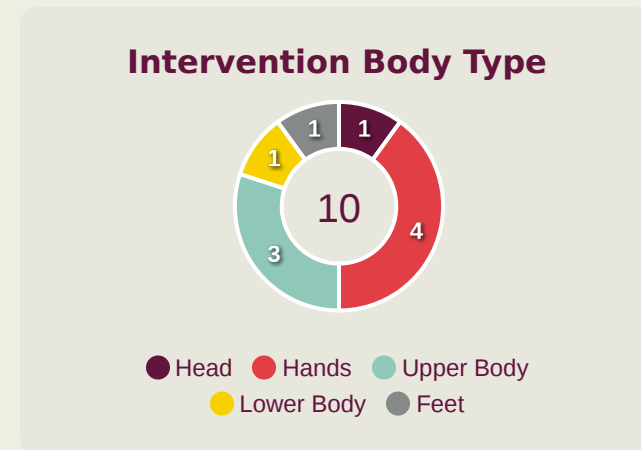
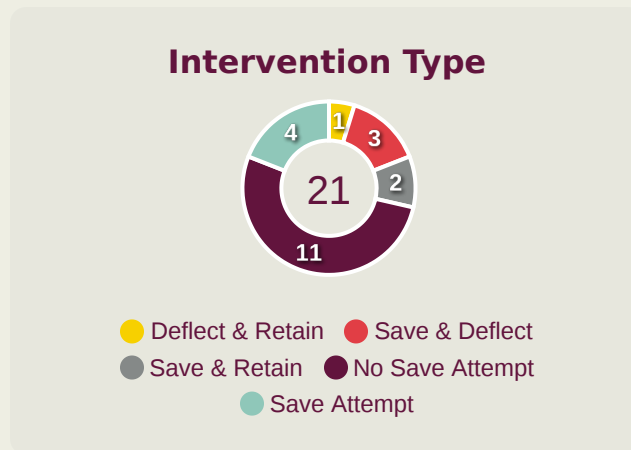
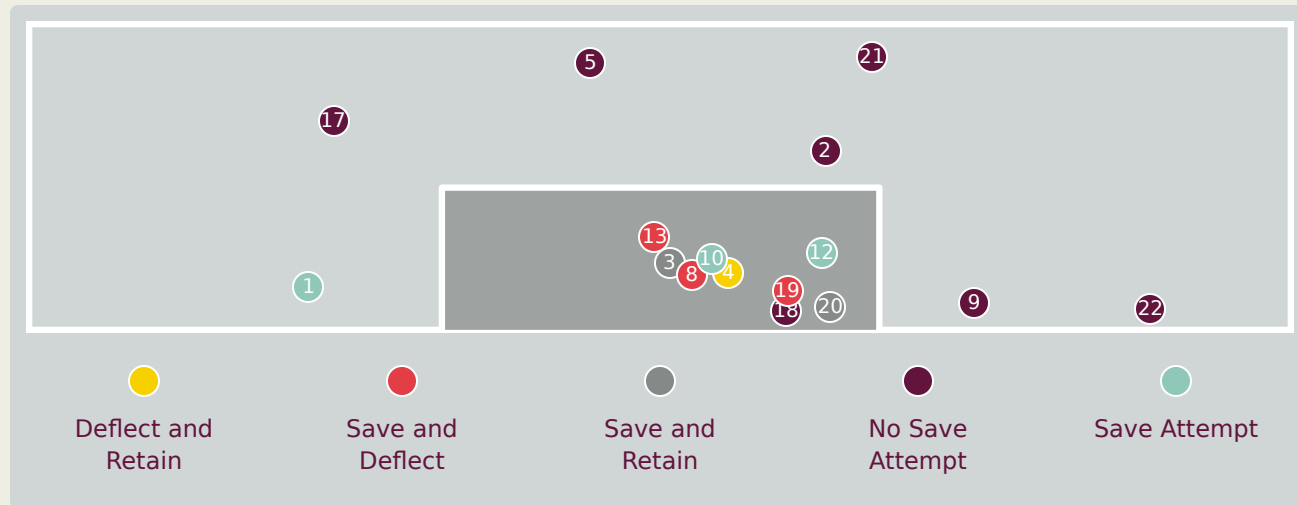
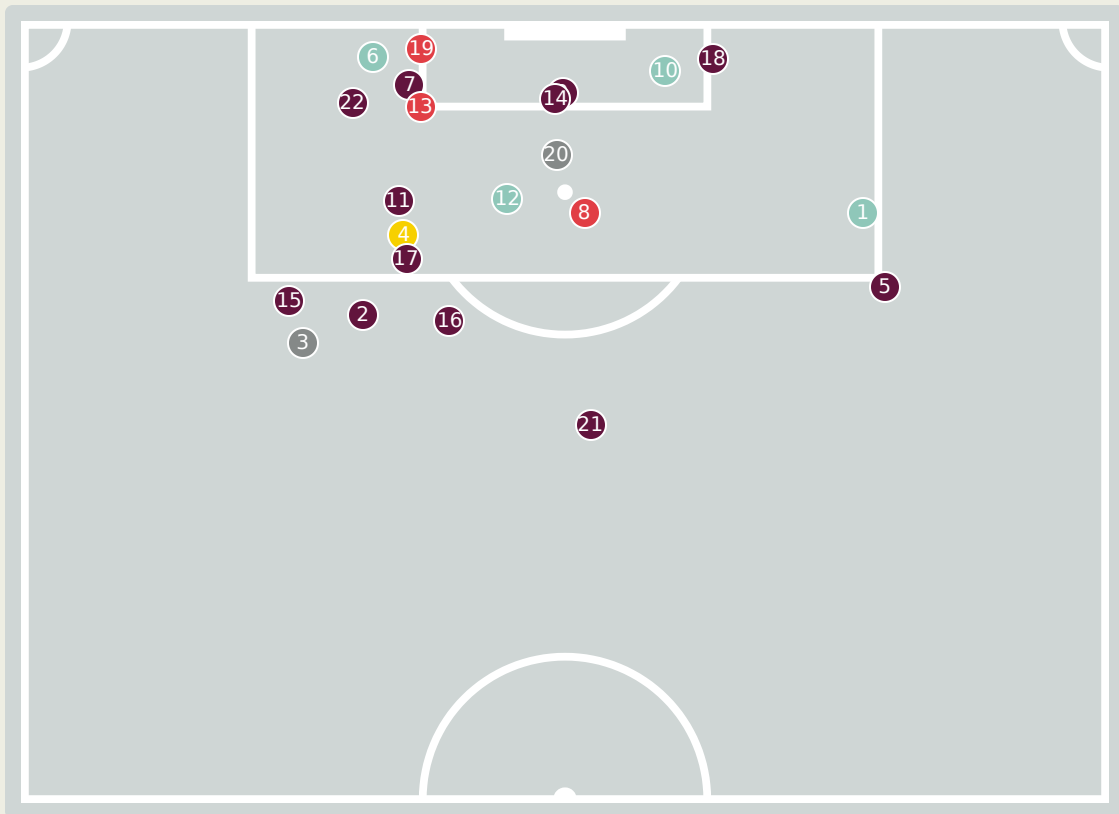
# Goalkeeping Distribution



Mexico



# Goal Prevention

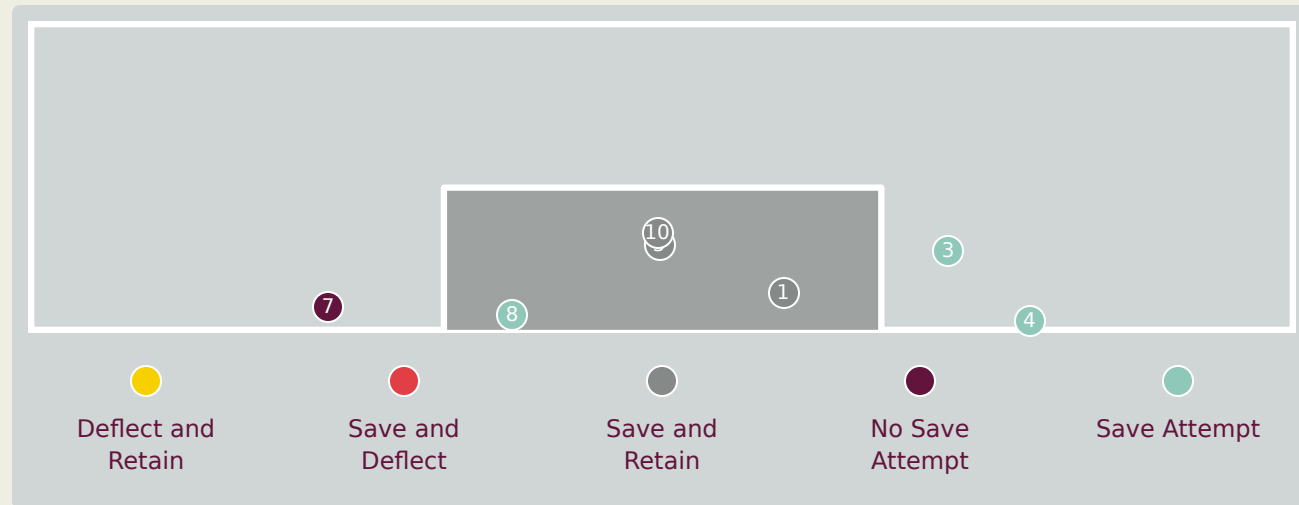
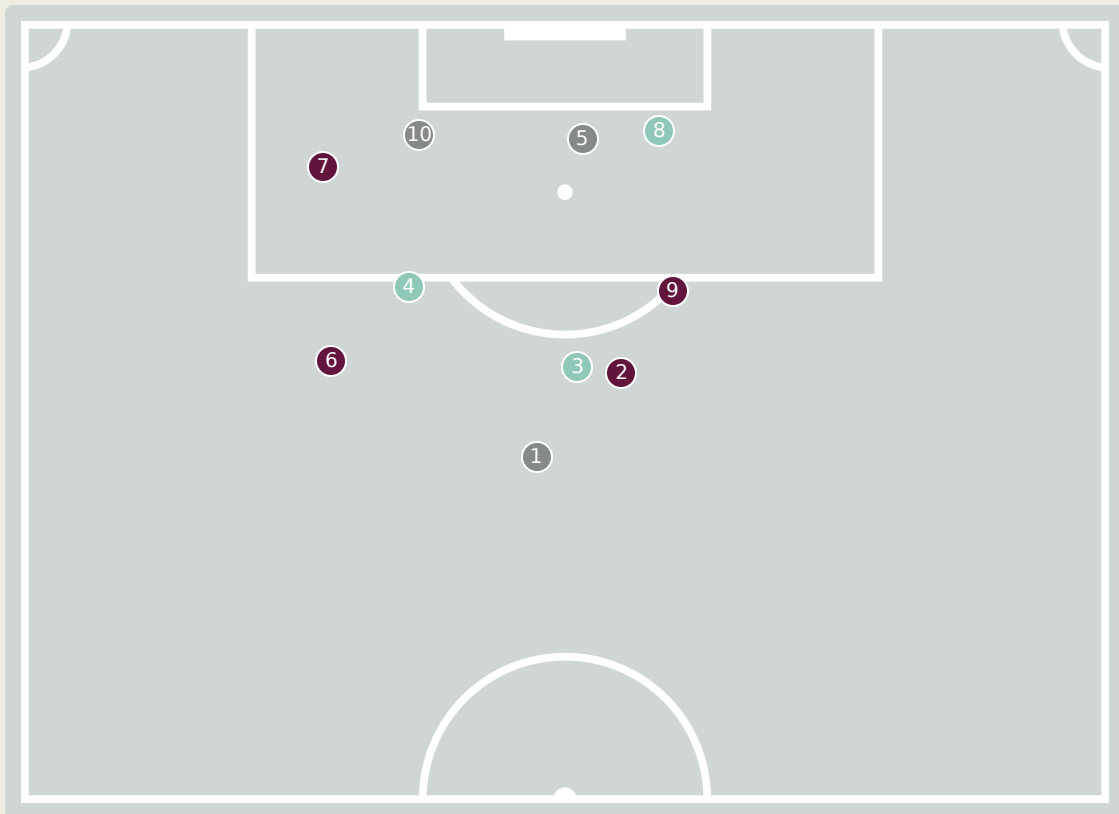


21  
Total Attempts on Goal Faced

62  
Save %

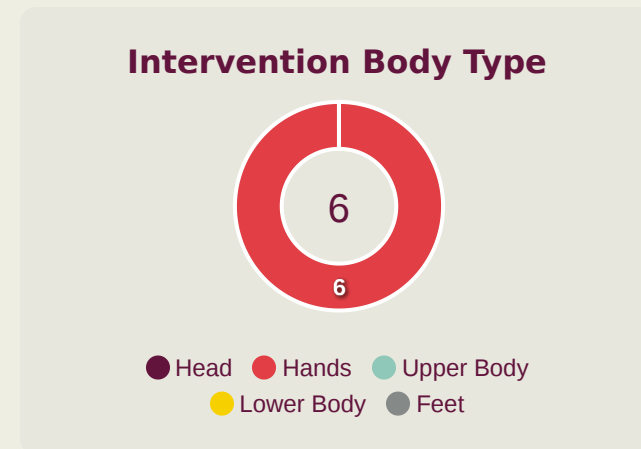
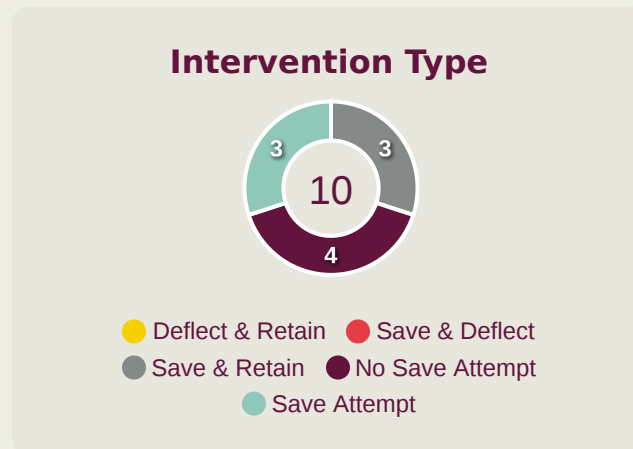
Total Attempts on Goal Faced	Total Goal Interventions	Save & Retain	Deflect & Retain	Save & Deflect	Save Attempt	No Save Attempt
21	5	2	0	3	4	11

# Goal Prevention



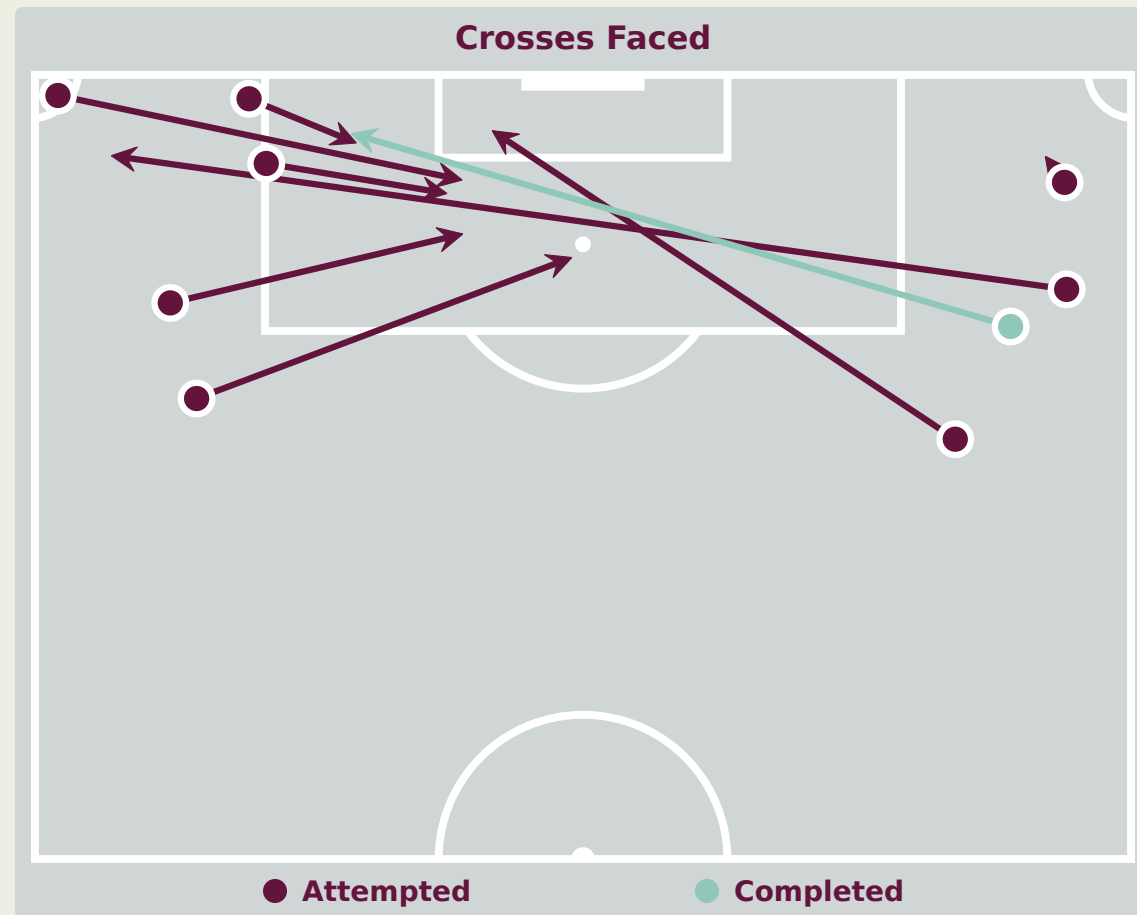
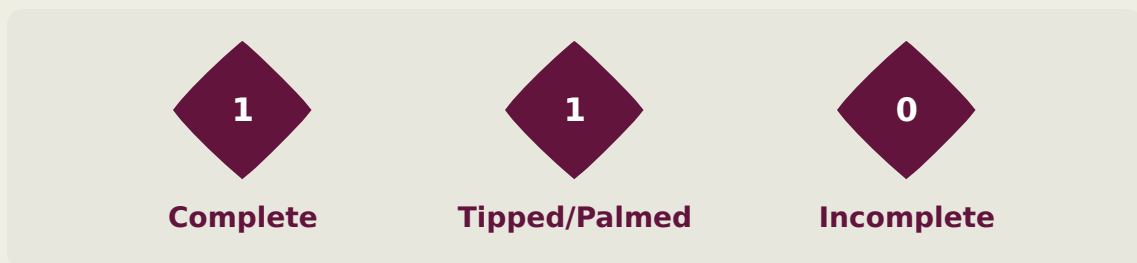
10  
Total Attempts on Goal Faced

75  
Save %



Total Attempts on Goal Faced	Total Goal Interventions	Save & Retain	Deflect & Retain	Save & Deflect	Save Attempt	No Save Attempt
10	3	3	0	0	3	4

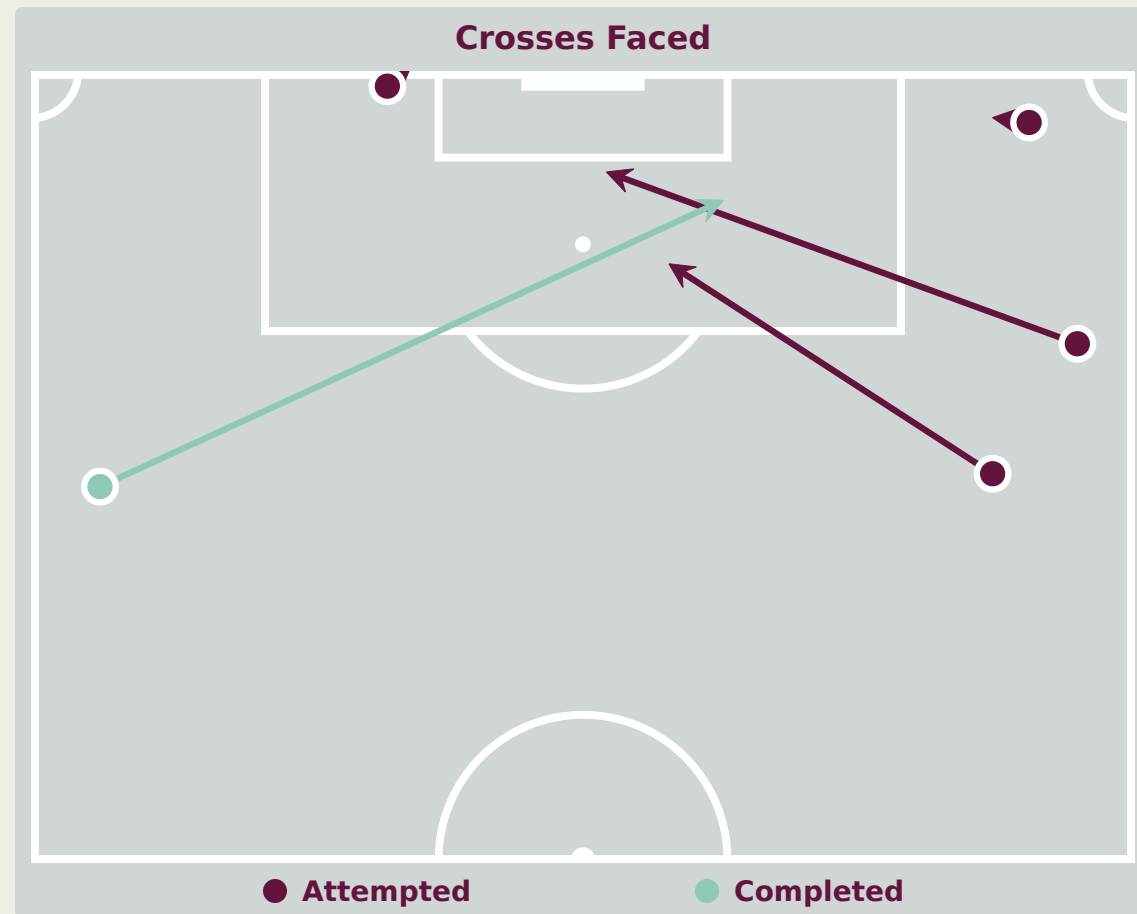
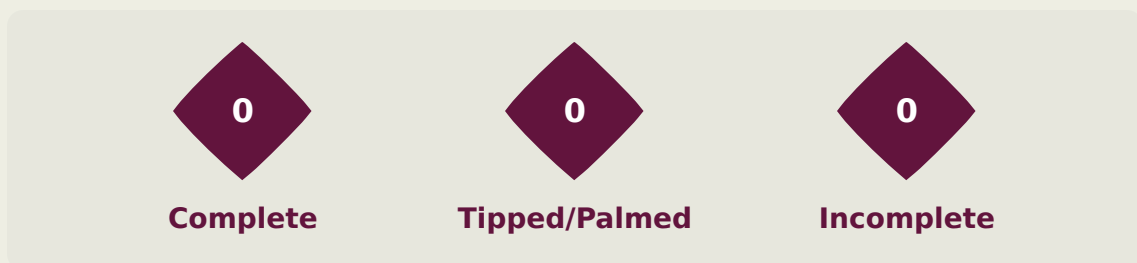
# Aerial Control



**Delivery Types Faced**

Total	In Swing	Out Swing	Driven	Lofted	Cutback	Push
14	3	3	2	2	1	3

# Aerial Control



**Delivery Types Faced**

Total	In Swing	Out Swing	Driven	Lofted	Cutback	Push
14	6	6	1	0	1	0

# SET PLAYS



Mexico v Germany

Mexico



# Set Plays - Corners

44

Total Set Plays

13

Total Free Kicks

0

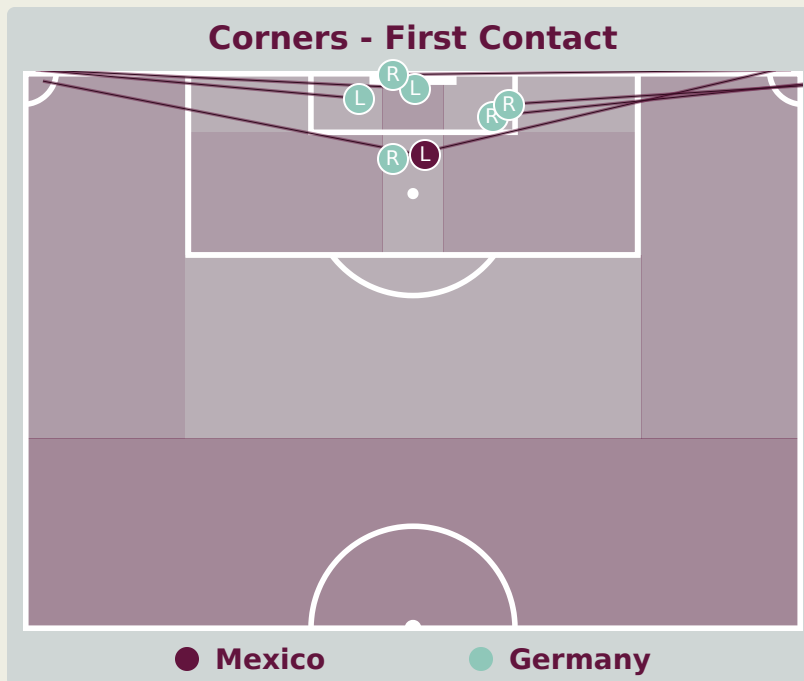
Total Penalties

7

Total Corners

24

Total Throw Ins



Delivery Type	From Left Side	From Right Side	Total
Direct to Area	3	4	7
Short	0	0	0
Edge of Penalty Area	0	0	0

Delivery Style	Total
Inswing	4
Outswing	3
Driven	0

Free Kicks	
Type	Total
Direct	12
Direct (on target)	0
Direct (off target)	0
Indirect	1

## First Contacts on Mexico Crosses

1

By Mexico

6

By Germany

Top 5 Player First Contacts		
Player	Team	Total
SCHMITT Max	Germany	2
HARCHAOUI Fayssal	Germany	2
ROMERO Javen	Mexico	1
JELTSCH Finn	Germany	1
BRUNNER Paris	Germany	1



# Set Plays - Corners



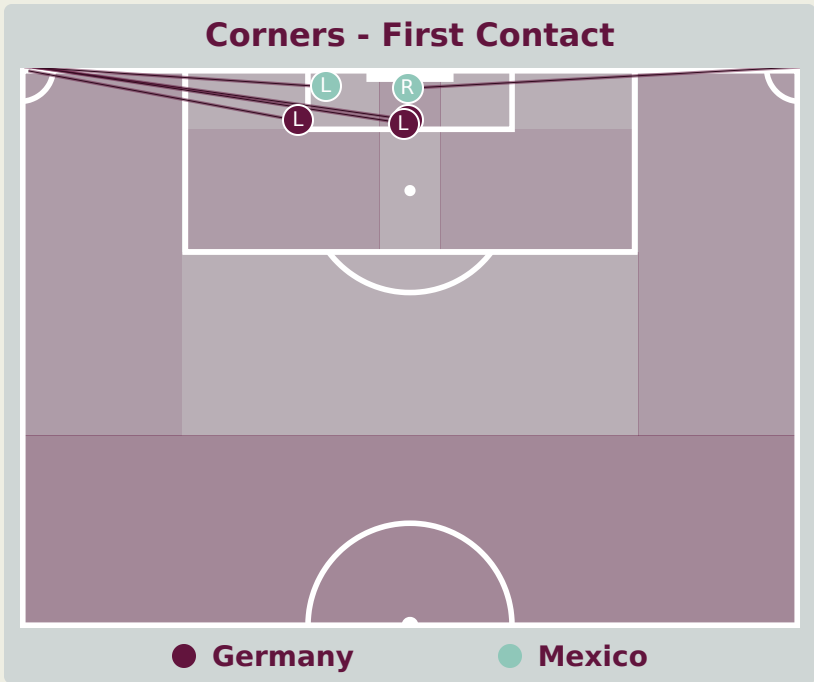
**37**  
Total Set Plays

**8**  
Total Free Kicks

**0**  
Total Penalties

**5**  
Total Corners

**24**  
Total Throw Ins



Delivery Type	From Left Side	From Right Side	Total
Direct to Area	4	1	5
Short	0	0	0
Edge of Penalty Area	0	0	0

Delivery Style	Total
Inswing	3
Outswing	0
Driven	1

Free Kicks	
Type	Total
Direct	5
Direct (on target)	0
Direct (off target)	1
Indirect	3

**First Contacts on Germany Crosses**

**3** By Germany

**2** By Mexico

Top 5 Player First Contacts		
Player	Team	Total
JELTSCH Finn	Germany	1
MOERSTEDT Max	Germany	1
ODOGU David	Germany	1
BEDOLLA Paolo	Mexico	1
SUAREZ Jose	Mexico	1

# INDIVIDUAL DATA IN POSSESSION



Mexico v Germany



Mexico



## In Possession - Distributions

#	Player	Passes Attempted	Passes Completed	Pass Completion %	Switches of Play	Crosses Attempted	Crosses Completed	Line Breaks Attempted	Line Breaks Completed	Line Break Completion %	Ball Progressions	Take Ons	Step Ins	Attempts at Goal	Goals
1	BEDOLLA Paolo	41	35	85%	0	0	0	9	5	55%	0	0	0	0	0
2	SUAREZ Jose	15	7	47%	0	1	0	4	3	75%	0	0	0	0	0
4	NAVARRETE Luis	61	52	85%	0	0	0	13	5	38%	2	0	2	0	0
5	ROMERO Javen	24	22	92%	0	0	0	8	8	100%	0	0	0	1	0
6	MARTINEZ Isaac	38	32	84%	0	0	0	9	6	66%	0	0	0	0	0
7	LOMELI Brandon	17	12	71%	0	0	0	4	3	75%	3	2	1	0	0
8	URIAS Jose	7	6	86%	0	0	0	3	1	33%	2	0	2	0	0
9	CARRILLO Stephano	11	9	82%	0	0	0	3	1	33%	1	1	0	2	0
11	BARAJAS Fidel	11	10	91%	0	4	1	4	3	75%	0	0	0	1	0
13	ORTELLAO Adrian	50	44	88%	0	0	0	15	11	73%	1	0	1	0	0
15	ORTIZ Luis	17	15	88%	0	1	0	5	4	80%	3	2	1	1	0
10	ALVAREZ Gael	7	3	43%	0	5	1	5	1	20%	1	1	0	1	0
14	SANCHEZ Manuel	19	14	74%	0	0	0	4	1	25%	2	0	2	0	0
16	VAZQUEZ Daniel	26	19	73%	0	0	0	9	5	55%	3	0	3	0	0
18	JIMENEZ Tahiel	10	7	70%	0	0	0	1	0	0%	0	0	0	2	1
19	LEVY Mateo	3	1	33%	0	0	0	0	0	0%	0	0	0	1	0
20	VALENZUELA Francisco	12	8	67%	0	3	2	7	4	57%	0	0	0	1	0

# In Possession - Offers & Receptions



			Offer movement types						
#	Player	Total Offers	In Front	In Between	Out to In	In to Out	In Behind	No Movement	Offers Received
1	BEDOLLA Paolo	4	0	0	0	0	0	4	2
2	SUAREZ Jose	13	3	0	1	0	3	6	1
4	NAVARRETE Luis	5	0	0	0	0	0	5	3
5	ROMERO Javen	3	1	0	0	0	0	2	1
6	MARTINEZ Isaac	47	18	20	0	2	2	5	10
7	LOMELI Brandon	31	3	2	2	0	15	9	10
8	URIAS Jose	22	1	11	1	3	6	0	4
9	CARRILLO Stephano	47	0	18	2	3	17	7	10
11	BARAJAS Fidel	16	1	3	1	2	4	5	8
13	ORTELLAO Adrian	9	3	0	0	1	0	5	4
15	ORTIZ Luis	41	10	19	1	3	6	2	6
10	ALVAREZ Gael	13	2	1	1	0	5	4	4
14	SANCHEZ Manuel	22	6	5	0	1	0	10	8
16	VAZQUEZ Daniel	8	3	1	0	2	0	2	1
18	JIMENEZ Tahiel	16	0	10	0	0	4	2	3
19	LEVY Mateo	4	1	0	0	0	3	0	1
20	VALENZUELA Francisco	17	5	4	2	1	1	4	3

# In Possession - Distributions



#	Player	Passes Attempted	Passes Completed	Pass Completion %	Switches of Play	Crosses Attempted	Crosses Completed	Line Breaks Attempted	Line Breaks Completed	Line Break Completion %	Ball Progressions	Take Ons	Step Ins	Attempts at Goal	Goals
1	SCHMITT Max	31	23	74%	0	0	0	16	10	62%	0	0	0	0	0
4	JELTSCH Finn	36	31	86%	0	0	0	14	11	78%	4	0	4	1	0
6	HARCHAOUI Fayssal	29	24	83%	0	0	0	11	8	72%	1	0	1	0	0
7	BRUNNER Paris	24	16	67%	0	1	0	5	4	80%	1	0	1	6	0
9	MOERSTEDT Max	12	10	83%	0	0	0	3	2	66%	0	0	0	2	1
10	DARVICH Noah	9	9	100%	0	0	0	2	2	100%	1	1	0	6	1
11	HERRMANN Charles	14	12	86%	0	3	0	5	5	100%	2	2	0	2	0
13	HENNIG Maximilian	41	31	76%	0	2	0	15	10	66%	0	0	0	1	0
14	ODOGU David	34	30	88%	0	0	0	13	9	69%	1	0	1	1	0
16	OSAWE Winners	18	15	83%	0	0	0	7	7	100%	2	0	2	1	0
17	DA SILVA MOREIRA Eric	23	18	78%	0	8	4	10	6	60%	2	0	2	2	1
2	RUEGER Kurt	8	3	38%	0	0	0	3	2	66%	0	0	0	0	0
3	KABAR Almugera	1	1	100%	0	0	0	2	1	50%	1	0	1	0	0
15	VON DER HITZ Justin	5	3	60%	0	0	0	4	2	50%	0	0	0	0	0
19	OUEDRAOGO Assan	1	1	100%	0	0	0	0	0	0%	1	1	0	0	0
20	RAMSAK Robert	4	3	75%	0	0	0	1	0	0%	0	0	0	0	0

# In Possession - Offers & Receptions



			Offer movement types						
#	Player	Total Offers	In Front	In Between	Out to In	In to Out	In Behind	No Movement	Offers Received
1	SCHMITT Max	4	0	0	0	0	0	4	2
4	JELTSCH Finn	9	2	1	0	1	0	5	1
6	HARCHAOUI Fayssal	5	2	1	0	1	0	1	4
7	BRUNNER Paris	40	1	1	0	1	32	5	14
9	MOERSTEDT Max	15	0	5	0	1	9	0	2
10	DARVICH Noah	17	1	4	0	2	6	4	7
11	HERRMANN Charles	20	1	2	3	0	9	5	7
13	HENNIG Maximilian	13	0	1	1	0	5	6	6
14	ODOGU David	2	0	0	0	0	0	2	1
16	OSAWA Winners	27	3	15	0	3	5	1	6
17	DA SILVA MOREIRA Eric	20	4	0	0	0	3	13	7
2	RUEGER Kurt	7	0	5	0	0	2	0	1
3	KABAR Almugera	0	0	0	0	0	0	0	0
15	VON DER HITZ Justin	1	0	0	0	0	1	0	0
19	OUEDRAOGO Assan	2	1	0	0	0	1	0	1
20	RAMSAK Robert	5	0	2	0	0	3	0	2

# INDIVIDUAL DATA OUT OF POSSESSION



U-17 WORLD CUP  
INDONESIA 2023



Mexico v Germany



# Out of Possession

## Mexico



#	Player	Tackles Made / Won	Blocks	Interceptions	Pressing Direct	Pressing Indirect	Duels Won - Aerial	Duels Won - Physical	Possession Contests won	Clearances	Loose Ball Receptions	Pushing On	Pushing On into Pressing	Possession Regains	Possession Interrupted
1	BEDOLLA Paolo	0 / 0	0	0	0	0	0	0	0	0	2	0	0	4	0
2	SUAREZ Jose	2 / 0	4	1	5	11	1	1	2	5	5	11	5	4	7
4	NAVARRETE Luis	3 / 0	1	0	2	3	2	0	3	8	7	2	1	4	6
5	ROMERO Javen	3 / 0	2	0	6	5	0	0	0	2	2	3	2	2	1
6	MARTINEZ Isaac	2 / 0	3	1	5	15	1	0	4	2	9	10	2	2	5
7	LOMELI Brandon	2 / 0	3	0	5	23	0	0	0	3	8	22	13	1	3
8	URIAS Jose	3 / 0	0	0	5	4	0	0	0	0	2	4	3	1	0
9	CARRILLO Stephano	0 / 0	1	0	2	17	1	0	1	0	3	13	8	1	0
11	BARAJAS Fidel	3 / 0	1	0	3	12	0	1	1	0	5	6	4	2	2
13	ORTELLAO Adrian	4 / 0	5	2	7	4	2	0	2	6	2	1	0	7	7
15	ORTIZ Luis	2 / 0	0	0	3	12	0	0	3	1	6	6	5	1	0
10	ALVAREZ Gael	1 / 0	0	0	2	1	0	0	0	0	4	1	1	1	0
14	SANCHEZ Manuel	1 / 0	1	0	4	3	0	0	0	1	3	5	1	1	1
16	VAZQUEZ Daniel	2 / 0	0	0	2	0	0	0	0	0	6	2	0	0	1
18	JIMENEZ Tahiel	1 / 0	1	0	2	10	1	0	1	0	4	3	3	0	0
19	LEVY Mateo	0 / 0	0	0	0	8	0	0	0	0	1	2	2	0	0
20	VALENZUELA Francisco	4 / 0	2	0	6	4	1	0	1	3	3	9	4	3	5



# Out of Possession



#	Player	Tackles Made / Won	Blocks	Interceptions	Pressing Direct	Pressing Indirect	Duels Won - Aerial	Duels Won - Physical	Possession Contests won	Clearances	Loose Ball Receptions	Pushing On	Pushing On into Pressing	Possession Regains	Possession Interrupted
1	SCHMITT Max	0 / 0	0	0	0	0	0	0	0	0	4	0	0	8	0
4	JELTSCH Finn	1 / 0	1	0	0	4	3	0	3	11	7	10	1	4	8
6	HARCHAOUI Fayssal	9 / 0	1	2	10	11	2	0	2	5	5	21	11	9	3
7	BRUNNER Paris	1 / 0	4	0	2	8	2	0	2	1	1	6	3	0	6
9	MOERSTEDT Max	0 / 0	1	0	1	28	2	0	2	0	4	7	5	0	0
10	DARVICH Noah	3 / 0	0	0	2	9	0	0	0	0	6	5	4	0	0
11	HERRMANN Charles	1 / 0	2	0	2	16	1	0	2	0	2	13	8	2	2
13	HENNIG Maximilian	7 / 0	2	1	8	6	0	0	0	4	7	15	7	2	4
14	ODOGU David	7 / 0	2	0	10	4	3	0	4	11	4	10	4	5	9
16	OSAWA Winners	6 / 0	1	0	12	5	3	0	3	5	7	26	5	3	4
17	DA SILVA MOREIRA Eric	5 / 0	3	0	6	13	0	0	0	1	11	22	11	2	2
2	RUEGER Kurt	0 / 0	1	0	0	5	0	0	0	1	3	3	2	0	1
3	KABAR Almugera	1 / 0	0	0	3	4	1	0	1	0	1	5	4	0	0
15	VON DER HITZ Justin	1 / 0	1	0	1	1	1	0	1	0	0	4	0	0	0
19	OUEDRAOGO Assan	2 / 0	0	0	2	3	0	0	0	0	1	1	1	1	0
20	RAMSAK Robert	1 / 0	1	0	1	20	1	0	2	0	2	9	5	1	1

# INDIVIDUAL DATA PHYSICAL



Mexico v Germany



## Physical Data

Mexico



#	Player	Total Distance (m)	Zone 1: 0-7 km/h (m)	Zone 2: 7-15 km/h (m)	Zone 3: 15-20 km/h (m)	Zone 4: 20-25 km/h (m)	Zone 5: 25+ km/h (m)	High Speed Runs (Zone 4)	Sprints (Zone 5)	Top Speed (km/h)
1	BEDOLLA Paolo	3585.7	2617.2	905.0	54.1	9.3	0	6.0	1.0	23.3
2	SUAREZ Jose	6071.1	2106.1	2472.2	779.5	560.4	153.0	69.0	38.0	30.3
4	NAVARRETE Luis	9468.0	3990.8	3823.2	1026.3	421.3	205.5	90.0	31.0	30.9
5	ROMERO Javen	7136.9	2505.1	3037.5	972.0	515.3	107.1	89.0	36.0	30.2
6	MARTINEZ Isaac	10720.8	3481.1	4287.3	1811.8	931.6	209.1	163.0	54.0	31.9
7	LOMELI Brandon	11336.5	3598.2	4502.9	1888.7	938.7	405.8	149.0	62.0	34.3
8	URIAS Jose	5348.7	1681.1	2412.3	918.4	300.6	36.9	86.0	21.0	27.4
9	CARRILLO Stephano	6356.1	2787.8	2356.8	731.0	390.3	90.9	64.0	29.0	29.4
11	BARAJAS Fidel	7942.2	2279.4	3741.6	1165.9	667.1	89.0	98.0	37.0	30.9
13	ORTELLAO Adrian	9063.8	3979.0	3692.6	838.4	414.2	140.5	79.0	30.0	28.0
15	ORTIZ Luis	8071.7	2191.5	4161.0	1152.6	470.6	96.1	91.0	28.0	29.2
10	ALVAREZ Gael	3313.6	1407.0	1091.2	524.2	175.3	116.0	35.0	17.0	31.4
14	SANCHEZ Manuel	3322.3	1129.9	1272.1	522.6	278.1	119.6	43.0	20.0	30.0
16	VAZQUEZ Daniel	4222.6	1665.4	1637.5	570.0	273.2	76.4	52.0	26.0	32.5
18	JIMENEZ Tahiel	3410.9	1362.0	1340.5	443.4	182.1	82.9	41.0	12.0	30.7
19	LEVY Mateo	3063.4	1178.2	1293.7	427.6	149.8	13.5	37.0	10.0	28.4
20	VALENZUELA Francisco	5505.4	1935.7	2371.2	690.4	391.4	116.7	61.0	29.0	29.8

Germany



## Physical Data

#	Player	Total Distance (m)	Zone 1: 0-7 km/h (m)	Zone 2: 7-15 km/h (m)	Zone 3: 15-20 km/h (m)	Zone 4: 20-25 km/h (m)	Zone 5: 25+ km/h (m)	High Speed Runs (Zone 4)	Sprints (Zone 5)	Top Speed (km/h)
1	SCHMITT Max	4731.2	3729.6	916.0	64.3	21.3	0	9.0	2.0	25.0
4	JELTSCH Finn	9865.4	4174.1	4355.6	912.5	307.8	115.4	88.0	27.0	29.9
6	HARCHAOUI Fayssal	9307.2	3773.1	3891.3	1058.2	441.2	144.3	90.0	31.0	31.3
7	BRUNNER Paris	7508.4	3492.9	2263.8	880.0	617.2	254.5	91.0	52.0	30.4
9	MOERSTEDT Max	7101.6	2824.3	3042.3	803.9	395.6	34.8	70.0	23.0	26.2
10	DARVICH Noah	6916.4	2704.3	2830.2	924.7	340.3	117.6	87.0	30.0	30.8
11	HERRMANN Charles	7736.4	3281.8	2482.6	1101.7	578.7	293.2	98.0	42.0	31.7
13	HENNIG Maximilian	10031.4	3705.6	4459.0	1130.5	507.6	228.7	99.0	41.0	31.6
14	ODOGU David	9502.8	3974.1	4023.5	923.7	485.6	95.0	86.0	38.0	29.1
16	OSAWA Winners	9498.9	3353.1	4199.5	1365.0	461.6	119.7	124.0	40.0	32.2
17	DA SILVA MOREIRA Eric	10630.7	3934.4	4485.1	1305.4	616.6	288.1	110.0	52.0	31.3
2	RUEGER Kurt	3891.6	1149.6	1628.6	598.1	346.7	168.1	50.0	23.0	30.5
3	KABAR Almugera	1387.7	412.3	737.3	171.4	57.9	8.9	20.0	7.0	26.7
15	VON DER HITZ Justin	2296.0	912.9	993.9	235.1	95.3	58.8	21.0	8.0	33.0
19	OUEDRAOGO Assan	1444.2	421.0	742.3	151.2	35.1	94.7	14.0	7.0	32.5
20	RAMSAK Robert	3922.3	1264.2	1539.9	545.2	357.3	215.3	55.0	33.0	32.7

