



U-17 WORLD CUP
INDONESIA 2023



Mexico 2 - 2 Venezuela

Group F - Match 23
15 November 2023
16:00 Kick Off

Si Jalak Harupat Stadium

POST MATCH SUMMARY REPORT

Match Summary - Teams



Mexico



Venezuela

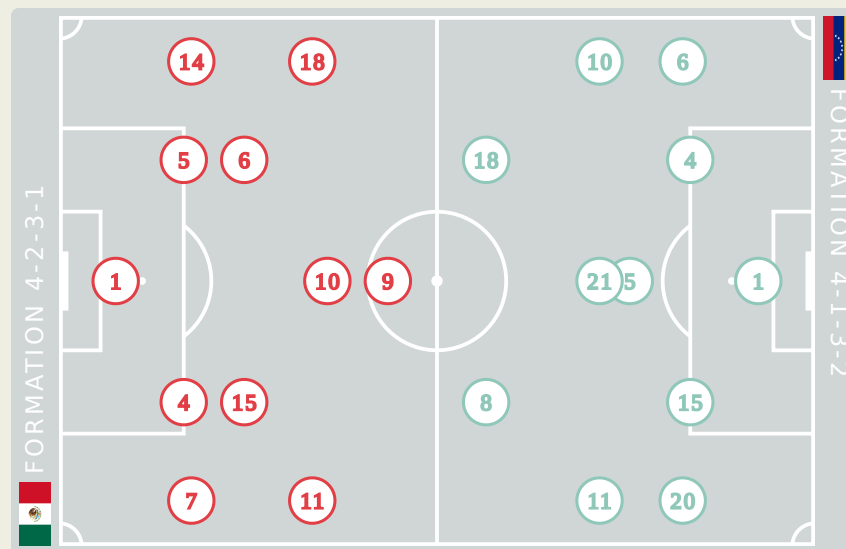


STARTING

- 1 GK BEDOLLA Paolo 81'
- 4 DF NAVARRETE Luis ↓ 87'
- 5 DF ROMERO Javen
- 6 MF MARTINEZ Isaac (C)
- 7 FW LOMELI Brandon
- 9 FW CARRILLO Stephano ⚽ 62' ⚪ 78'
- 10 MF ALVAREZ Gael ↓ 58'
- 11 FW BARAJAS Fidel
- 14 DF SANCHEZ Manuel ⚪ 22' ↓ 45'
- 15 MF ORTIZ Luis ⚽ 67'
- 18 FW JIMENEZ Tahiel ↓ 58'

SUBSTITUTES

- 12 GK DELGADO Fernando
- 21 GK MORENO Roberto
- 2 DF SUAREZ Jose
- 3 DF GARCIA Kevin
- 8 MF URIAS Jose ↑ 58'
- 13 DF PELAYO Adrian
- 16 MF VAZQUEZ Daniel
- 17 MF FERNANDEZ DE LARA Adrian ↑ 87'
- 19 FW LEVY Mateo ↑ 58'
- 20 FW VALENZUELA Francisco ↑ 45'



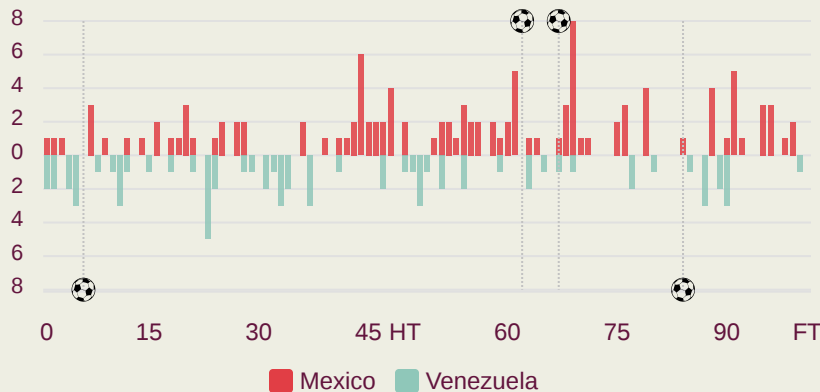
STARTING

- SANCHEZ Jorge GK 1
- RAAP Yiandro DF 4
- ↓ 69' ⚪ 36' CORREA Jose FW 5
- HIDALGO Rai DF 6
- ⚫ 40' SEQUERA Giovanny MF 8
- ↓ 45' (C) MARTINEZ David MF 10
- ↓ 66' ARANGO Juan MF 11
- ⚪ 78' BORGIO Angel DF 15
- ↓ 69' ⚽ 6' CICHERO Alejandro FW 18
- ↓ 90+5' BALBO Luis DF 20
- ⚽ 84' PROFETA Nicola MF 21

SUBSTITUTES

- LARA Jesus GK 12
- BOLIVAR Salvador GK 13
- ↑ 90+5' IBARRA Pablo DF 2
- ↑ 66' SILVA Santiago DF 3
- ↑ 69' ROMERO Leenhan MF 7
- ↑ 69' REINOSO Lucciano FW 9
- ↑ 45' VEGAS Miguel MF 14
- HUICE Frangel MF 16
- GONZALEZ Maiken MF 17
- COLINA Junior FW 19

Distribution in the Final Third



Match Summary - Key Statistics



Possession

Total	59.4%	12.9%	27.7%	Total
2	Goals			2
17 (4)	Attempts at Goal (On Target)			10 (4)
453 (398)	Total Passes (Complete)			235 (162)
88 %	Pass Completion %			69 %
85	Completed Line Breaks			64
12	Defensive Line Breaks			12
98	Receptions in the Final Third			55
22	Crosses			11
25	Ball Progressions			13
139 (64)	Defensive Pressures Applied (Direct Pressures)			181 (53)
51	Forced Turnovers			46
73	Second Balls			70
110.5 km	Total Distance Covered			102.6 km
5.7 km	Zone 4 - Low Speed Sprinting: 20-25 km/h			5.5 km



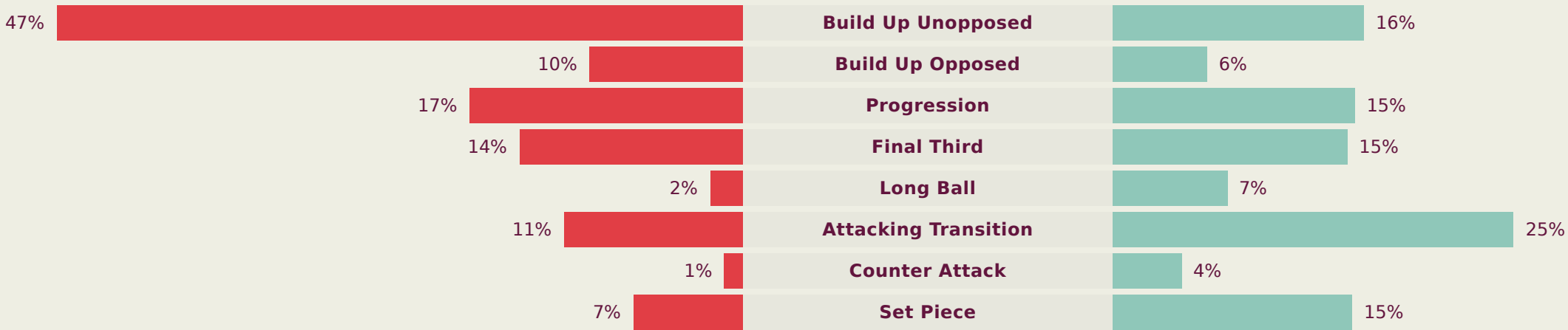
Mexico

Phases of Play

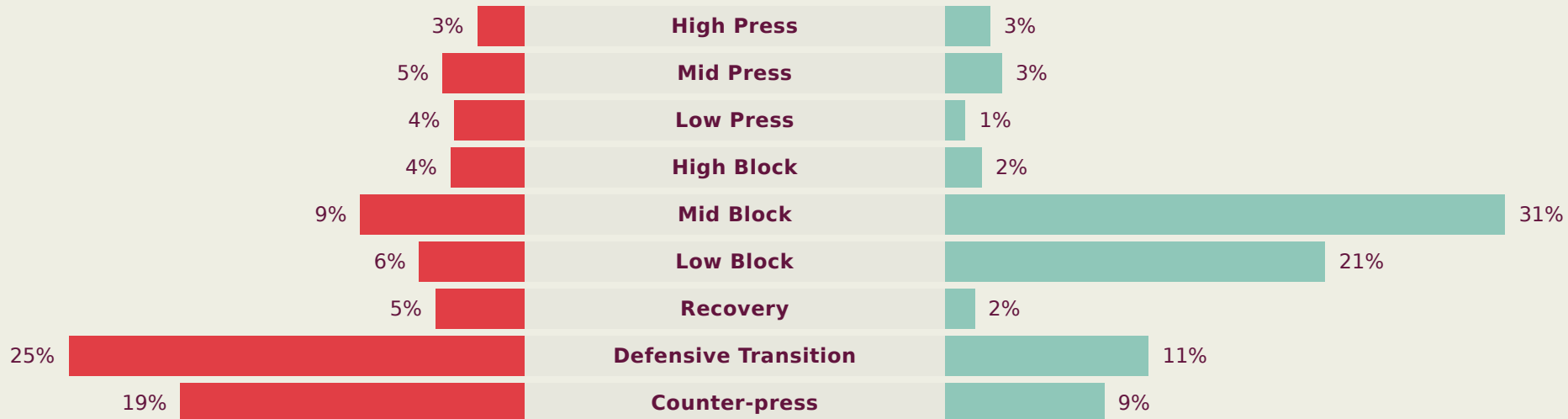
Venezuela



IN POSSESSION



OUT OF POSSESSION



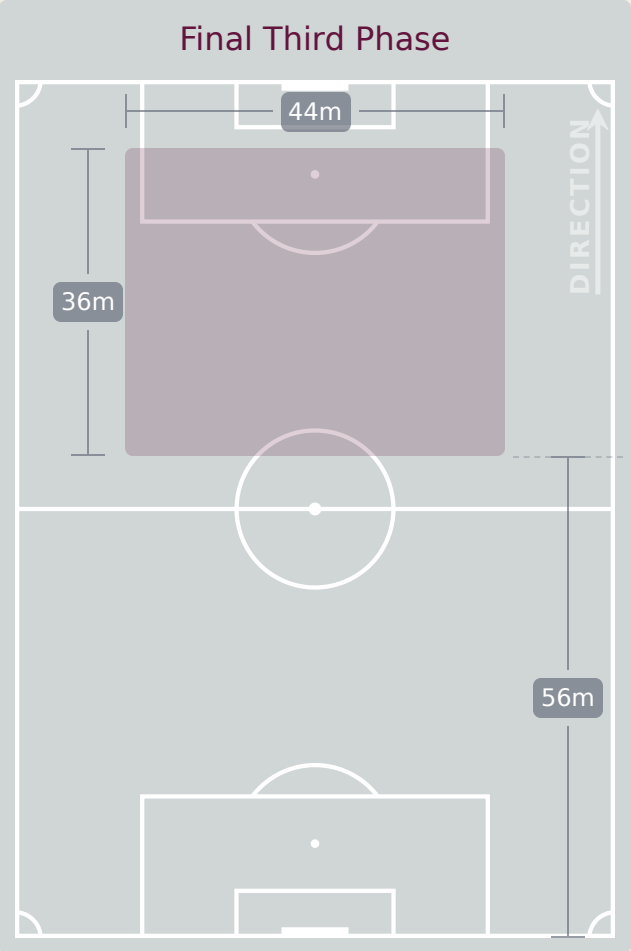
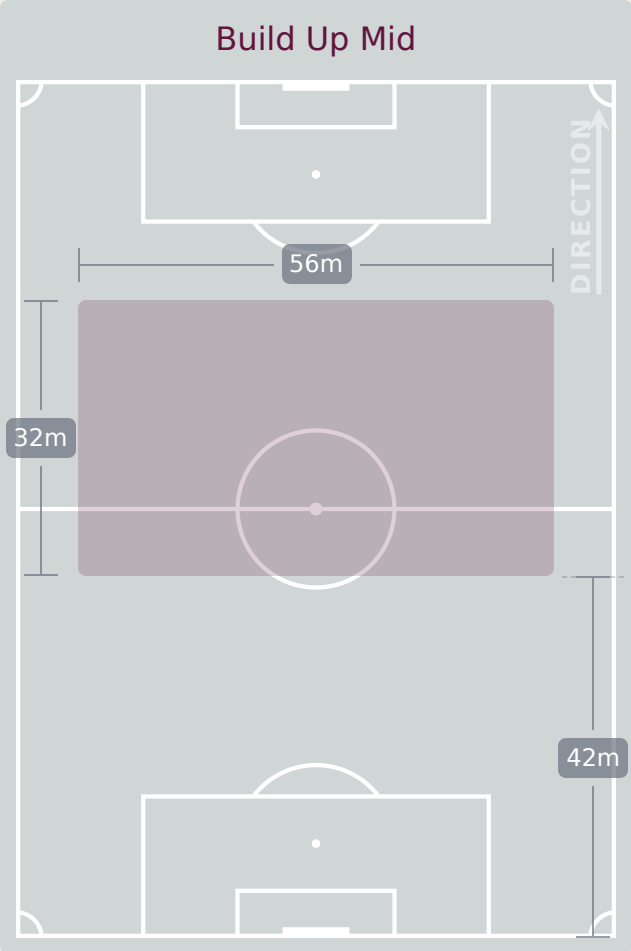
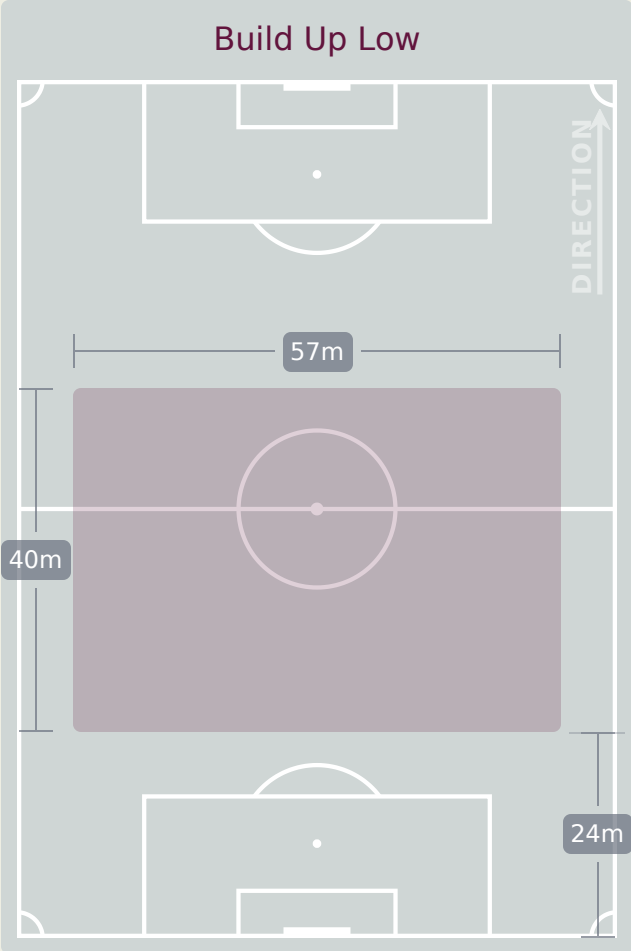
IN POSSESSION



Mexico v Venezuela

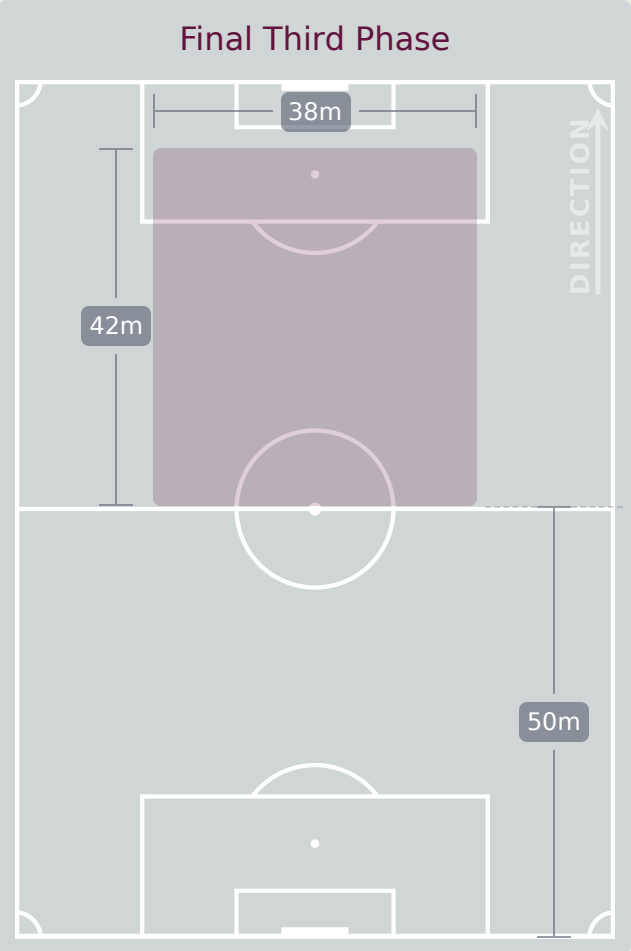
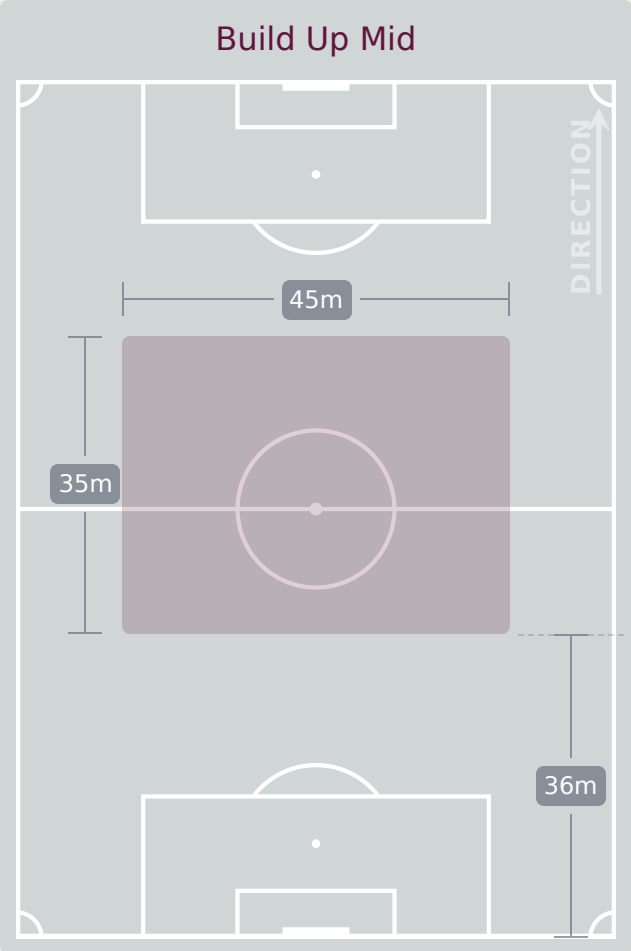
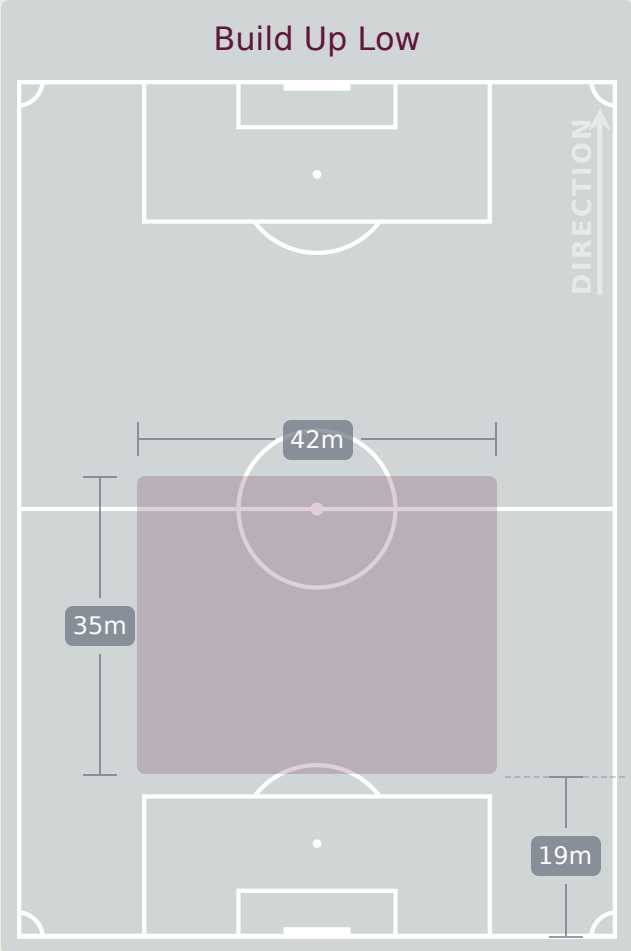
In Possession Line Height & Team Length

Mexico



In Possession Line Height & Team Length

Venezuela



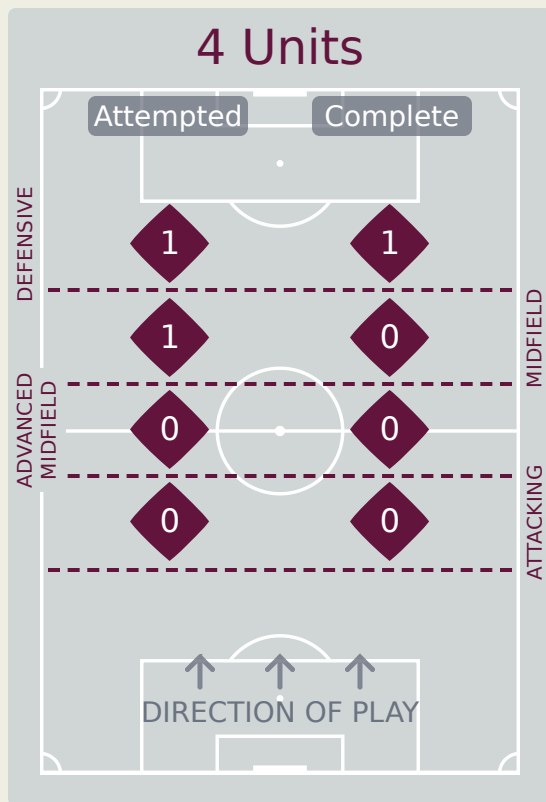
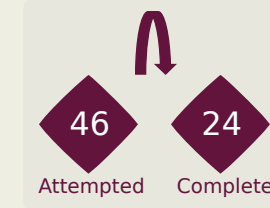
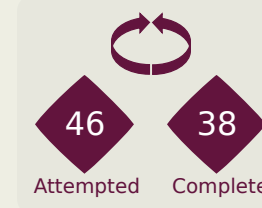
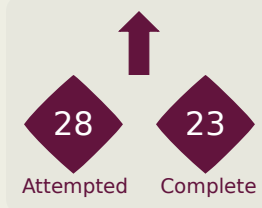
Line Breaks



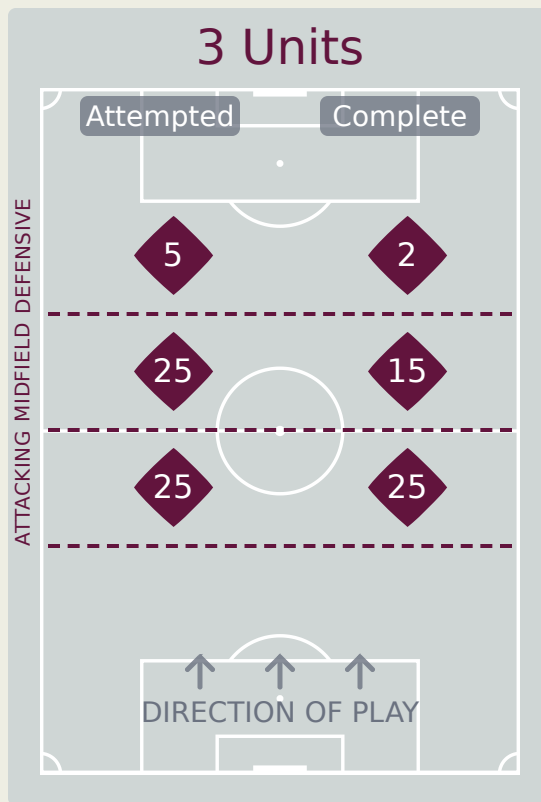
Mexico

Attempted Line Breaks

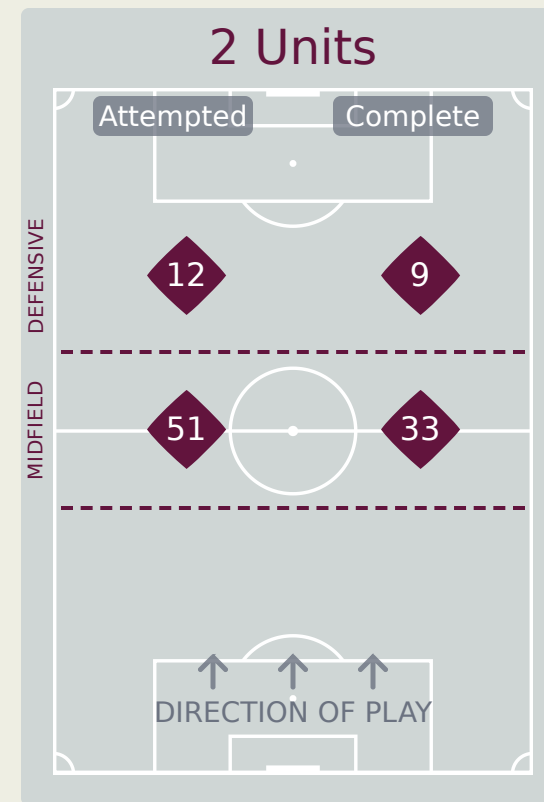
120



Attempted Line Breaks	2
Inside Shape	2
Outside Shape	0



Attempted Line Breaks	55
Inside Shape	30
Outside Shape	25



Attempted Line Breaks	63
Inside Shape	36
Outside Shape	27

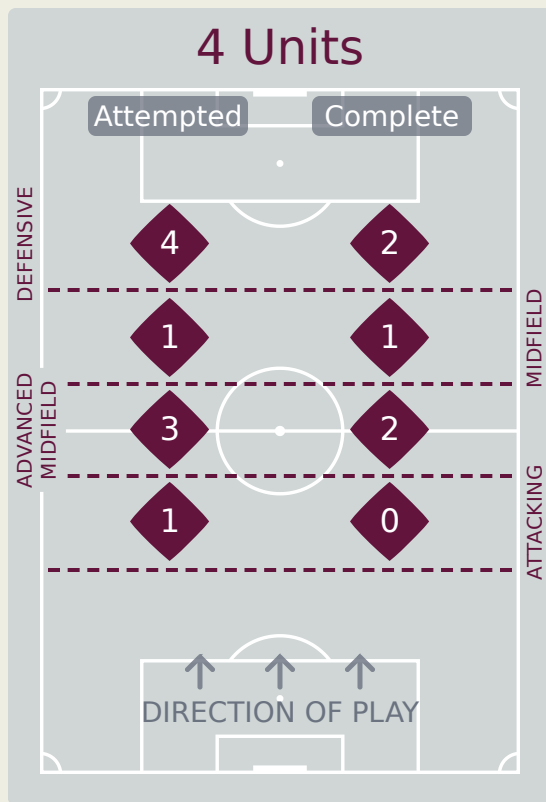
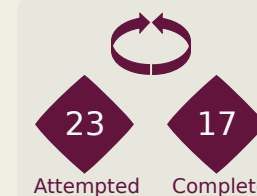
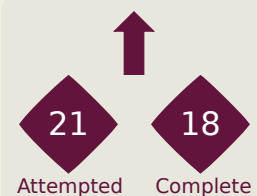
Line Breaks



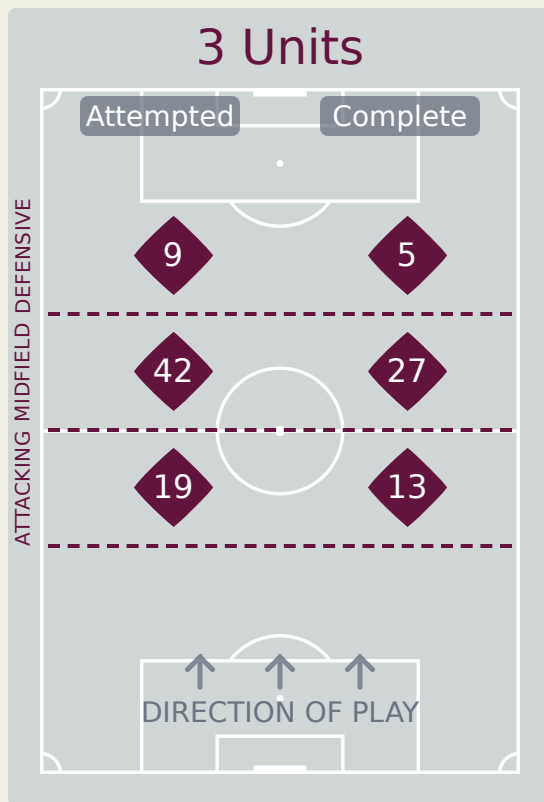
Venezuela

Attempted Line Breaks

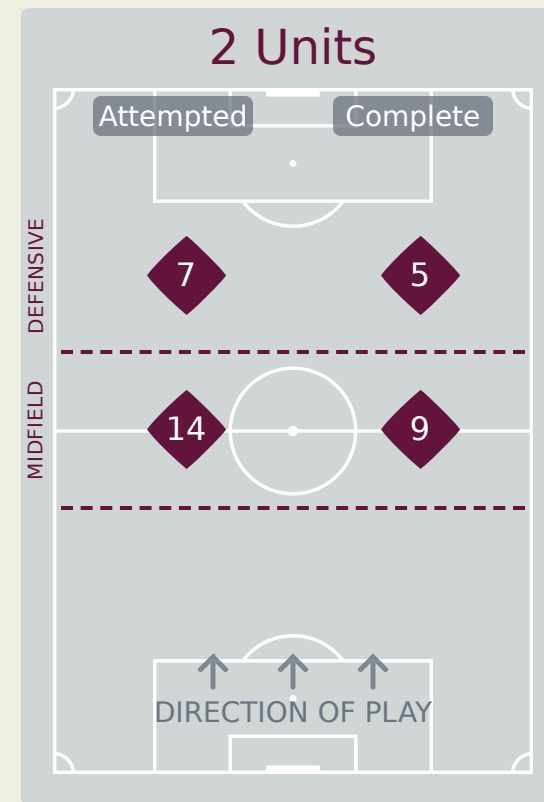
100



Attempted Line Breaks	9
Inside Shape	7
Outside Shape	2



Attempted Line Breaks	70
Inside Shape	49
Outside Shape	21



Attempted Line Breaks	21
Inside Shape	13
Outside Shape	8

Mexico



Line Breaks

					4 Units				3 Units			2 Units		Direction			Distribution Type		
#	Player	Line Breaks Attempted	Line Breaks Completed	Line Break Completion %	Attacking Line	Attacking Midfield Line	Midfield Line	Defensive Line	Attacking Line	Midfield Line	Defensive Line	Midfield Line	Defensive Line	Through	Around	Over	Pass	Cross	Ball Progression
1	BEDOLLA Paolo	10	8	80%	0	0	1	0	6	2	0	1	0	0	1	9	10	0	0
4	NAVARRETE Luis	13	10	76%	0	0	0	0	6	2	0	5	0	3	7	3	12	0	1
5	ROMERO Javen	25	19	76%	0	0	0	0	5	4	1	15	0	3	11	11	25	0	0
6	MARTINEZ Isaac	12	10	83%	0	0	0	0	6	1	0	4	1	4	3	5	12	0	0
7	LOMELI Brandon	15	10	66%	0	0	0	1	0	3	0	7	4	1	5	9	11	3	1
9	CARRILLO Stephano	2	2	100%	0	0	0	0	0	0	0	2	0	2	0	0	2	0	0
10	ALVAREZ Gael	7	4	57%	0	0	0	0	0	4	0	3	0	2	4	1	5	0	2
11	BARAJAS Fidel	10	7	70%	0	0	0	0	1	2	2	1	4	1	6	3	8	1	1
14	SANCHEZ Manuel	5	3	60%	0	0	0	0	0	4	0	1	0	2	2	1	5	0	0
15	ORTIZ Luis	5	2	40%	0	0	0	0	1	1	1	2	0	3	2	0	4	0	1
18	JIMENEZ Tahiel	1	1	100%	0	0	0	0	0	0	0	1	0	1	0	0	1	0	0
8	URIAS Jose	7	3	42%	0	0	0	0	0	1	0	6	0	3	2	2	7	0	0
17	FERNANDEZ DE LARA Adrian	3	2	66%	0	0	0	0	0	0	0	2	1	1	2	0	2	0	1
19	LEVY Mateo	2	1	50%	0	0	0	0	0	0	1	0	1	0	1	1	2	0	0
20	VALENZUELA Francisco	3	3	100%	0	0	0	0	0	1	0	1	1	2	0	1	3	0	0

Line Breaks



					4 Units				3 Units			2 Units		Direction			Distribution Type		
#	Player	Line Breaks Attempted	Line Breaks Completed	Line Break Completion %	Attacking Line	Attacking Midfield Line	Midfield Line	Defensive Line	Attacking Line	Midfield Line	Defensive Line	Midfield Line	Defensive Line	Through	Around	Over	Pass	Cross	Ball Progression
1	SANCHEZ Jorge	20	10	50%	0	1	0	0	8	11	0	0	0	0	0	20	20	0	0
4	RAAP Yiandro	8	5	62%	0	0	0	0	4	1	0	2	1	2	3	3	7	0	1
5	CORREA Jose	7	5	71%	0	0	0	0	3	1	1	1	1	3	1	3	7	0	0
6	HIDALGO Rai	11	8	72%	0	0	0	0	0	9	0	1	1	0	3	8	11	0	0
8	SEQUERA Giovanny	4	4	100%	0	0	0	1	0	2	1	0	0	2	2	0	4	0	0
10	MARTINEZ David	1	1	100%	0	0	0	0	0	0	0	0	1	0	0	1	1	0	0
11	ARANGO Juan	5	5	100%	0	0	0	0	1	1	2	0	1	2	2	1	5	0	0
15	BORGO Angel	4	2	50%	0	0	0	0	0	2	1	1	0	0	0	4	4	0	0
18	CICHERO Alejandro	9	3	33%	0	0	0	1	0	3	2	2	1	3	2	4	9	0	0
20	BALBO Luis	18	11	61%	1	2	0	1	3	7	1	3	0	4	7	7	18	0	0
21	PROFETA Nicola	5	5	100%	0	0	0	0	0	1	1	3	0	3	2	0	5	0	0
2	IBARRA Pablo	1	1	100%	0	0	0	0	0	1	0	0	0	1	0	0	1	0	0
3	SILVA Santiago	1	1	100%	0	0	1	0	0	0	0	0	0	0	0	1	1	0	0
7	ROMERO Leenhan	2	0	0%	0	0	0	1	0	1	0	0	0	0	1	1	2	0	0
9	REINOSO Lucciano	1	1	100%	0	0	0	0	0	0	0	0	1	0	0	1	1	0	0
14	VEGAS Miguel	3	2	66%	0	0	0	0	0	2	0	1	0	1	0	2	3	0	0

Passing Networks



#	Passes From ↓ to →	BEDOLLA Paolo	NAVARRETE Luis	ROMERO Javen	MARTINEZ Isaac	LOMELI Brandon	CARRILLO Stephano	ALVAREZ Gael	BARAJAS Fidel	SANCHEZ Manuel	ORTIZ Luis	JIMENEZ Tahiel	URIAS Jose	FERNANDEZ DE LARA Adrian	LEVY Mateo	VALENZUELA Francisco
1	BEDOLLA Paolo	7	19	6	1	0	4	1	5	2	1	0	0	0	0	
4	NAVARRETE Luis	6	24	9	4	3	1	0	2	6	1	1	0	3	0	
5	ROMERO Javen	12	18	10	0	3	1	7	6	9	1	3	0	3	1	
6	MARTINEZ Isaac	3	14	11	6	3	3	0	2	10	1	1	0	0	1	
7	LOMELI Brandon	1	5	0	4	0	0	1	0	0	2	1	0	0	3	
9	CARRILLO Stephano	0	0	0	2	0	3	1	2	0	0	0	0	0	1	
10	ALVAREZ Gael	0	0	0	1	2	1	2	0	0	1	0	0	0	0	
11	BARAJAS Fidel	0	1	3	1	3	2	1	0	1	0	0	0	4	0	
14	SANCHEZ Manuel	2	0	5	3	0	2	1	0	2	1	0	0	0	0	
15	ORTIZ Luis	4	6	6	7	5	0	1	2	4	1	2	1	1	1	
18	JIMENEZ Tahiel	0	2	0	1	0	1	0	0	0	0	0	0	0	0	
8	URIAS Jose	0	1	2	0	0	2	0	1	0	3	0	1	0	1	
17	FERNANDEZ DE LARA Adrian	0	0	0	0	0	0	0	0	0	0	0	1	0	0	
19	LEVY Mateo	0	0	2	0	0	1	0	3	0	0	0	1	0	0	
20	VALENZUELA Francisco	0	0	0	4	1	1	0	3	0	0	0	0	0	0	

Top 5 Player to Player Passers

Player	Passed To	% of Total Team Passes
NAVARRETE Luis	ROMERO Javen	6.4%
BEDOLLA Paolo	ROMERO Javen	5.1%
ROMERO Javen	NAVARRETE Luis	4.8%
MARTINEZ Isaac	NAVARRETE Luis	3.8%
ROMERO Javen	BEDOLLA Paolo	3.2%

Passing Networks



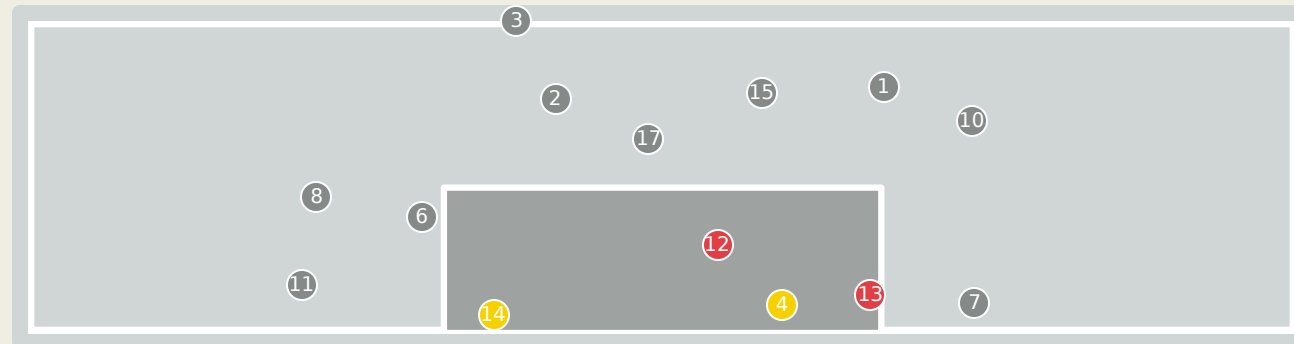
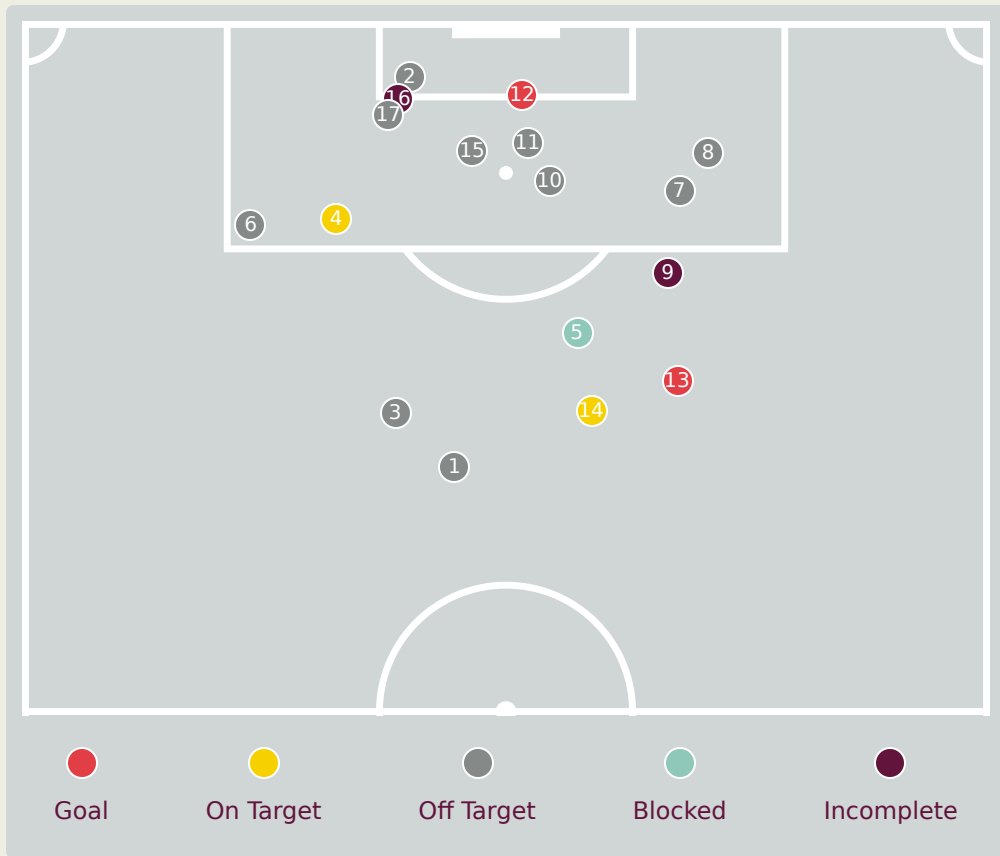
#	Passes From ↓ to →	SANCHEZ Jorge	RAAP Yiandro	CORREA Jose	HIDALGO Rai	SEQUERA Giovanni	MARTINEZ David	ARANGO Juan	BORGO Angel	CICHERO Alejandro	BALBO Luis	PROFETA Nicola	IBARRA Pablo	SILVA Santiago	ROMERO Leenhan	REINOSO Lucciano	VEGAS Miguel
1	SANCHEZ Jorge	0	0	0	0	0	0	0	1	5	0	0	0	0	0	1	1
4	RAAP Yiandro	1	0	0	2	0	1	0	2	1	1	1	0	0	1	0	1
5	CORREA Jose	0	1	0	4	1	3	0	1	1	2	1	0	2	0	0	2
6	HIDALGO Rai	1	1	2	0	1	0	0	0	0	0	0	0	0	0	0	0
8	SEQUERA Giovanni	1	0	1	0	0	3	1	0	2	1	0	0	0	0	0	0
10	MARTINEZ David	0	1	2	0	0	0	4	1	0	2	2	0	0	0	0	0
11	ARANGO Juan	0	0	0	0	0	4	0	0	1	3	3	0	0	0	0	1
15	BORGO Angel	2	1	1	0	0	0	1	0	1	3	1	0	0	0	0	0
18	CICHERO Alejandro	0	0	1	1	1	0	3	0	0	0	2	0	0	0	0	1
20	BALBO Luis	1	0	0	0	0	1	4	1	2	0	4	0	1	0	0	0
21	PROFETA Nicola	0	0	2	0	1	1	3	0	3	4	0	0	3	0	0	0
2	IBARRA Pablo	0	0	0	0	0	0	0	0	0	0	1	0	0	0	0	0
3	SILVA Santiago	0	0	1	0	0	0	0	0	0	1	0	0	0	0	0	0
7	ROMERO Leenhan	0	0	0	0	0	0	0	0	0	0	0	0	0	0	1	1
9	REINOSO Lucciano	0	0	0	0	0	0	0	0	0	0	1	1	0	1	0	0
14	VEGAS Miguel	0	0	2	2	0	0	1	0	0	0	1	0	0	0	0	0

Top 5 Player to Player Passers		
Player	Passed To	% of Total Team Passes
SANCHEZ Jorge	CICHERO Alejandro	3.6%
CORREA Jose	HIDALGO Rai	2.9%
MARTINEZ David	ARANGO Juan	2.9%
ARANGO Juan	MARTINEZ David	2.9%
BALBO Luis	ARANGO Juan	2.9%

Mexico



Attempts at Goal



Key	Outcome	Shots
●	Goals	2
●	On Target	2
●	Off Target	10
●	Blocked	1
●	Incomplete	2

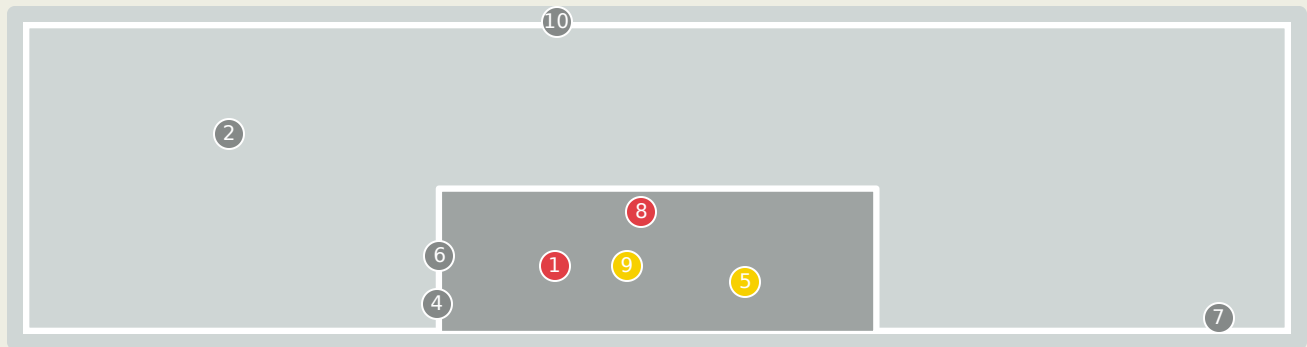
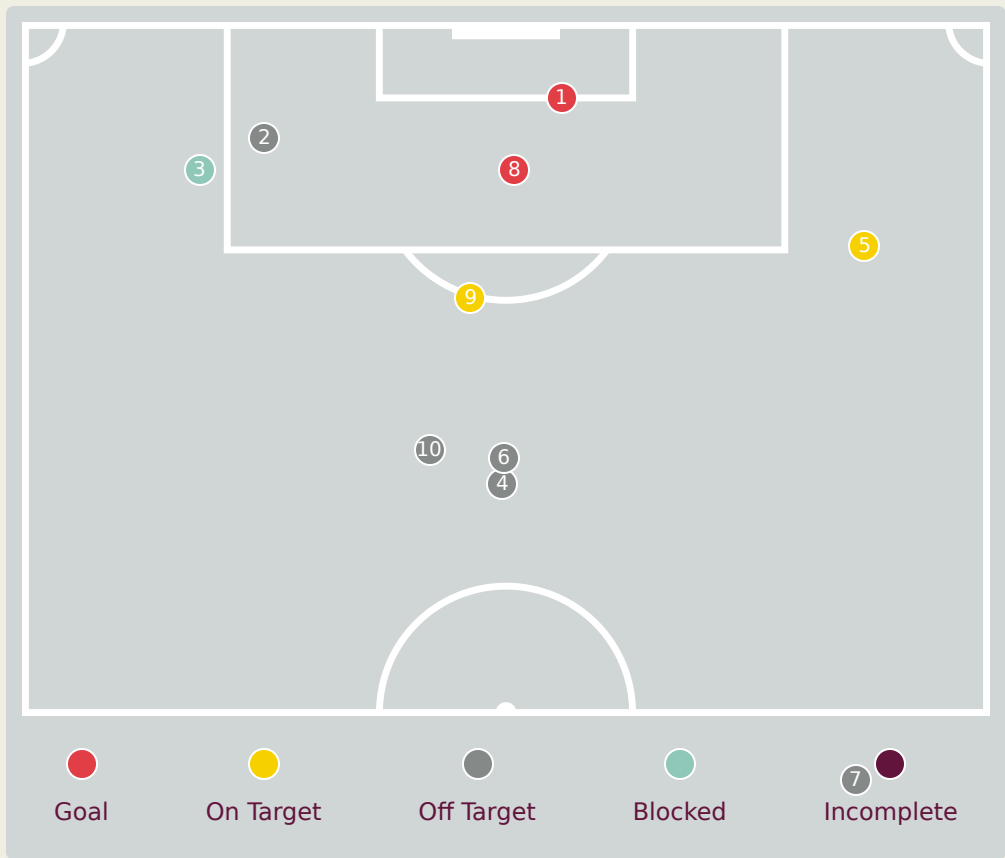
Mexico



Attempts at Goal

Time	Player	Outcome	Body Part	Delivery Type
4	7 LOMELI Brandon	Off Target	Right Foot	Loose Ball
7	9 CARRILLO Stephano	Off Target	Head	Cross
27	14 SANCHEZ Manuel	Off Target	Left Foot	Pass
46	11 BARAJAS Fidel	On Target - Saved	Left Foot	Pass
47	10 ALVAREZ Gael	Incomplete - Blocked	Right Foot	Other
49	9 CARRILLO Stephano	Off Target	Right Foot	Pass
50	9 CARRILLO Stephano	Off Target	Right Foot	Pass
51	10 ALVAREZ Gael	Off Target	Right Foot	Loose Ball
53	15 ORTIZ Luis	Incomplete - Defensive Event	Right Foot	Corner
55	7 LOMELI Brandon	Off Target	Head	Cross
57	9 CARRILLO Stephano	Off Target	Head	Cross
61	9 CARRILLO Stephano	On Target - Goal	Head	Cross
66	15 ORTIZ Luis	On Target - Goal	Left Foot	Ball Progression
69	15 ORTIZ Luis	On Target - Saved	Left Foot	Loose Ball
79	20 VALENZUELA Francisco	Off Target	Head	Cross
99	8 URIAS Jose	Incomplete - Player On Ball Error	Left Foot	Corner
99	8 URIAS Jose	Off Target	Left Foot	Loose Ball

Attempts at Goal



Key	Outcome	Shots
●	Goals	2
●	On Target	2
●	Off Target	5
●	Blocked	1
●	Incomplete	0

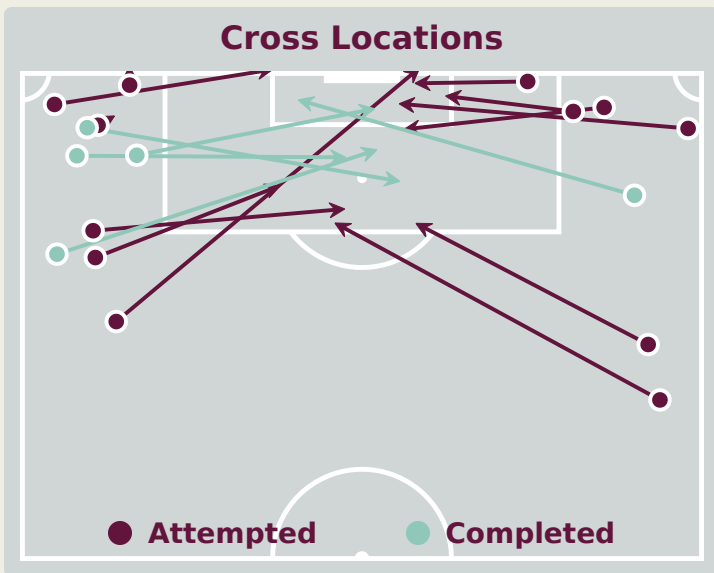
Venezuela



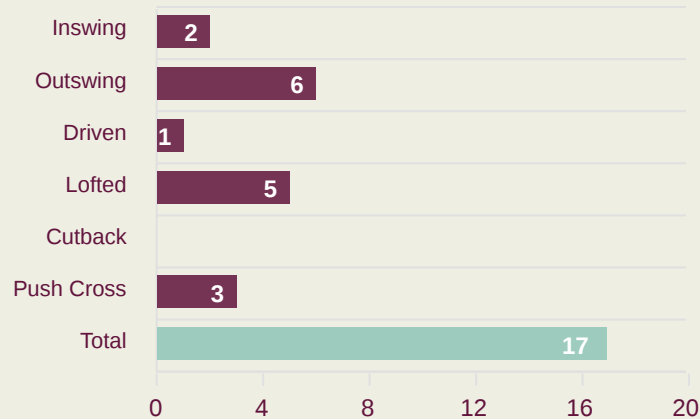
Attempts at Goal

Time	Player	Outcome	Body Part	Delivery Type
5	18 CICHERO Alejandro	On Target - Goal	Head	Corner
18	10 MARTINEZ David	Off Target	Left Foot	Pass
22	11 ARANGO Juan	Incomplete - Blocked	Right Foot	Freekick
24	5 CORREA Jose	Off Target - Saved	Right Foot	Pass
38	10 MARTINEZ David	On Target - Saved	Left Foot	Freekick
48	21 PROFETA Nicola	Off Target	Left Foot	Loose Ball
56	18 CICHERO Alejandro	Off Target	Right Foot	Loose Ball
83	21 PROFETA Nicola	On Target - Goal	Left Foot	Penalty
85	3 SILVA Santiago	On Target - Saved	Right Foot	Loose Ball
97	21 PROFETA Nicola	Off Target	Left Foot	Freekick

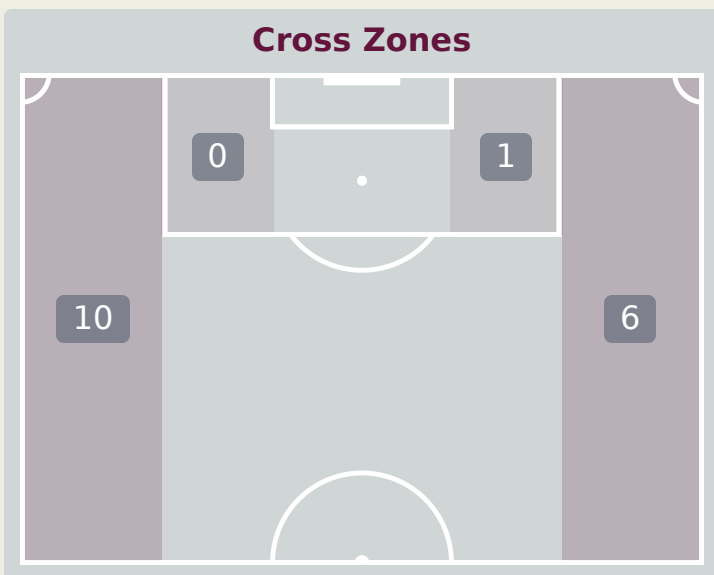
Crosses (Open Play)



Delivery Type



#	Player	Inswing	Outswing	Driven	Lofted	Cutback	Push Cross	Total Attempted
1	BEDOLLA Paolo	0	0	0	0	0	0	0
4	NAVARRETE Luis	0	0	0	0	0	0	0
5	ROMERO Javen	0	0	0	2	0	0	2
6	MARTINEZ Isaac	0	0	0	0	0	0	0
7	LOMELI Brandon	1	4	0	0	0	2	7
9	CARRILLO Stephano	0	0	0	0	0	0	0
10	ALVAREZ Gael	1	0	0	0	0	0	1
11	BARAJAS Fidel	0	2	1	3	0	0	6
14	SANCHEZ Manuel	0	0	0	0	0	0	0
15	ORTIZ Luis	0	0	0	0	0	0	0
18	JIMENEZ Tahiel	0	0	0	0	0	0	0
8	URIAS Jose	0	0	0	0	0	0	0
17	FERNANDEZ DE LARA Adrian	0	0	0	0	0	1	1
19	LEVY Mateo	0	0	0	0	0	0	0
20	VALENZUELA Francisco	0	0	0	0	0	0	0



Attempted

17

Completed

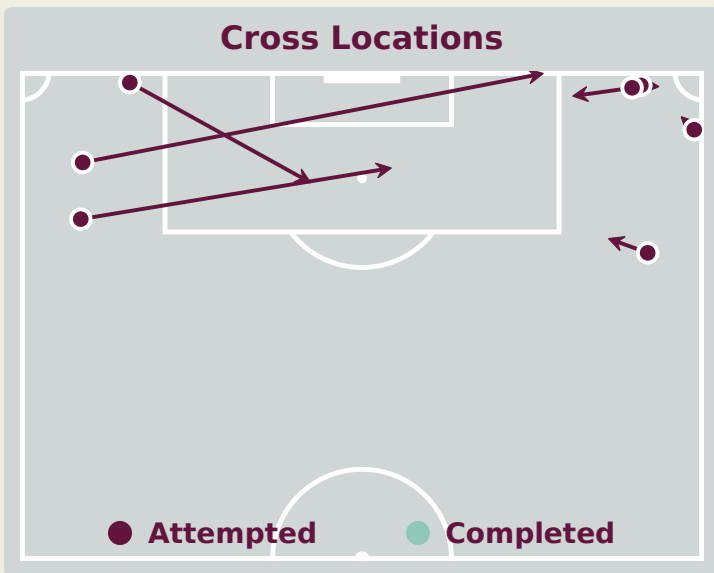
5

Most Crosses Attempted

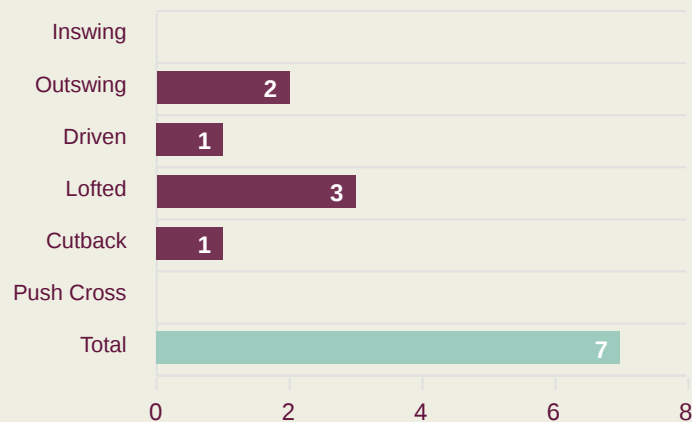
7

LOMELI Brandon
RIGHT BACK

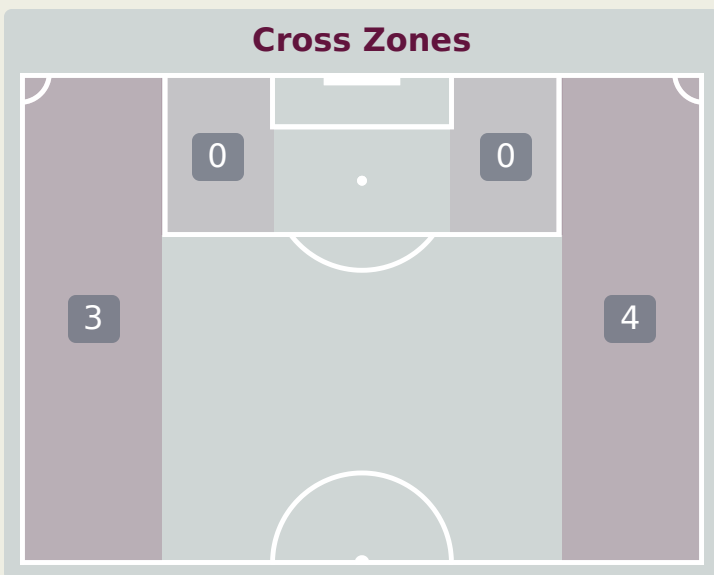
Crosses (Open Play)



Delivery Type



#	Player	Inswing	Outswing	Driven	Lofted	Cutback	Push Cross	Total Attempted
1	SANCHEZ Jorge	0	0	0	0	0	0	0
4	RAAP Yiandro	0	0	0	0	0	0	0
5	CORREA Jose	0	0	0	0	0	0	0
6	HIDALGO Rai	0	0	0	1	0	0	1
8	SEQUERA Giovanny	0	1	0	0	0	0	1
10	MARTINEZ David	0	0	0	0	0	0	0
11	ARANGO Juan	0	0	0	0	0	0	0
15	BORGO Angel	0	0	0	0	0	0	0
18	CICHERO Alejandro	0	0	1	0	1	0	2
20	BALBO Luis	0	0	0	1	0	0	1
21	PROFETA Nicola	0	0	0	1	0	0	1
2	IBARRA Pablo	0	0	0	0	0	0	0
3	SILVA Santiago	0	1	0	0	0	0	1
7	ROMERO Leenhan	0	0	0	0	0	0	0
9	REINOSO Lucciano	0	0	0	0	0	0	0
14	VEGAS Miguel	0	0	0	0	0	0	0



Attempted

7

Completed

0

Most Crosses Attempted

2

CICHERO Alejandro
CENTRE FORWARD RIGHT

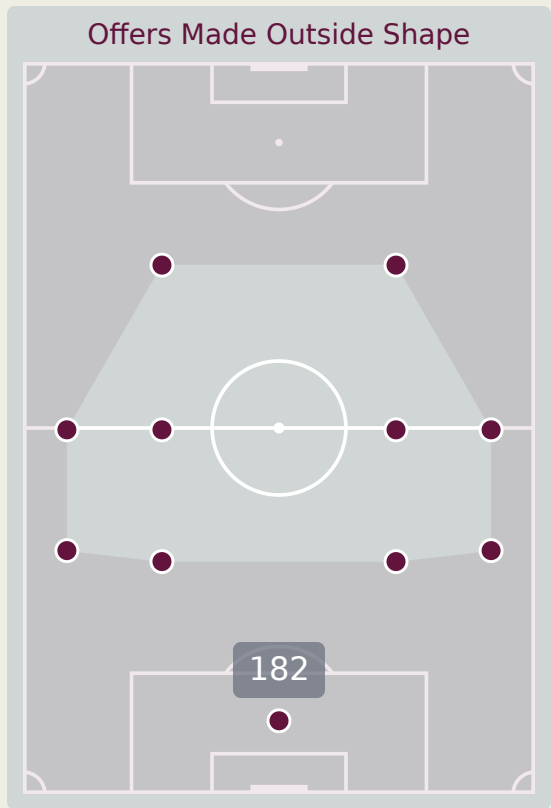
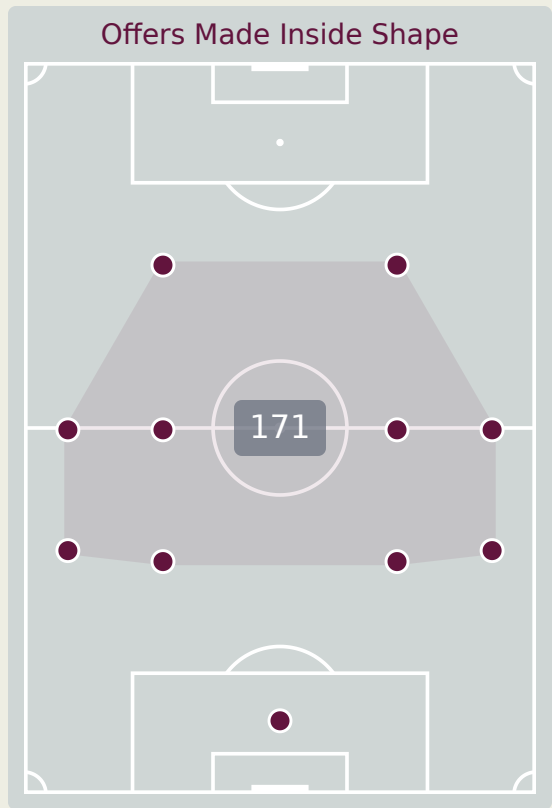
Offering to Receive

353
Total Offers Made

108
Total Offers Received

Most Offers
56
CARRILLO Stephano
CENTRE FORWARD

142
Offers Made in Final Third



170
Offers Made in Middle Third

41
Offers Made in Defensive Third

#	Player	Offers Made	Offers Received	% Made & Received
1	BEDOLLA Paolo	3	2	66.7%
4	NAVARRETE Luis	4	2	50%
5	ROMERO Javen	26	21	80.8%
6	MARTINEZ Isaac	52	15	28.8%
7	LOMELI Brandon	21	11	52.4%
9	CARRILLO Stephano	56	17	30.4%
10	ALVAREZ Gael	26	2	7.7%
11	BARAJAS Fidel	33	7	21.2%
14	SANCHEZ Manuel	13	6	46.2%
15	ORTIZ Luis	49	10	20.4%
18	JIMENEZ Taniel	18	4	22.2%
8	URIAS Jose	13	3	23.1%
17	FERNANDEZ DE LARA Adrian	5	1	20%
19	LEVY Mateo	18	5	27.8%
20	VALENZUELA Francisco	16	2	12.5%

Offering to Receive

129

Total Offers Made

46

Total Offers Received

Most Offers

17

CICHERO Alejandro
CENTRE FORWARD RIGHT

57

Offers Made in Final Third

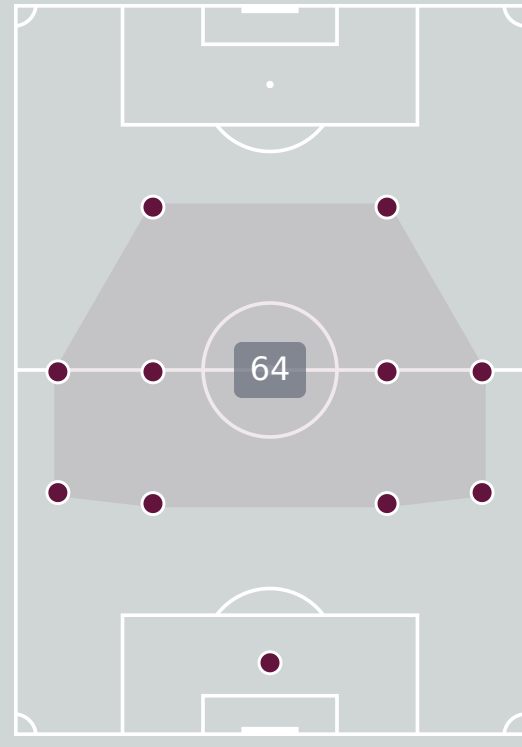
53

Offers Made in Middle Third

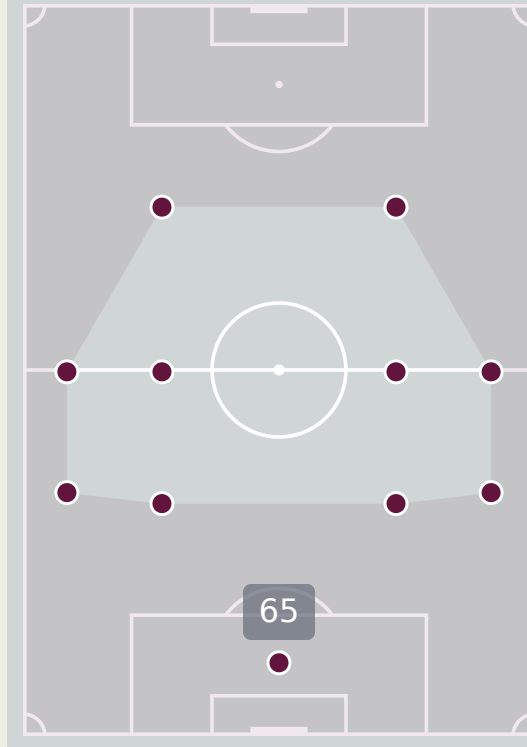
19

Offers Made in Defensive Third

Offers Made Inside Shape



Offers Made Outside Shape



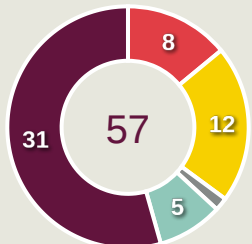
#	Player	Offers Made	Offers Received	% Made & Received
1	SANCHEZ Jorge	1	1	100%
4	RAAP Yiandro	4	0	0%
5	CORREA Jose	13	2	15.4%
6	HIDALGO Rai	5	2	40%
8	SEQUERA Giovanni	4	0	0%
10	MARTINEZ David	9	4	44.4%
11	ARANGO Juan	13	6	46.2%
15	BORGO Angel	7	3	42.9%
18	CICHERO Alejandro	17	7	41.2%
20	BALBO Luis	15	6	40%
21	PROFETA Nicola	14	5	35.7%
2	IBARRA Pablo	1	1	100%
3	SILVA Santiago	3	3	100%
7	ROMERO Leenhan	5	1	20%
9	REINOSO Lucciano	10	2	20%
14	VEGAS Miguel	8	3	37.5%



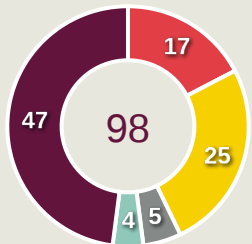
Movement to Receive

Movement Types by Phase

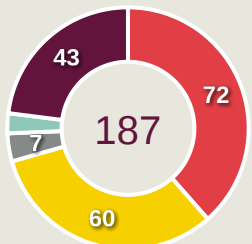
Final Third Phase



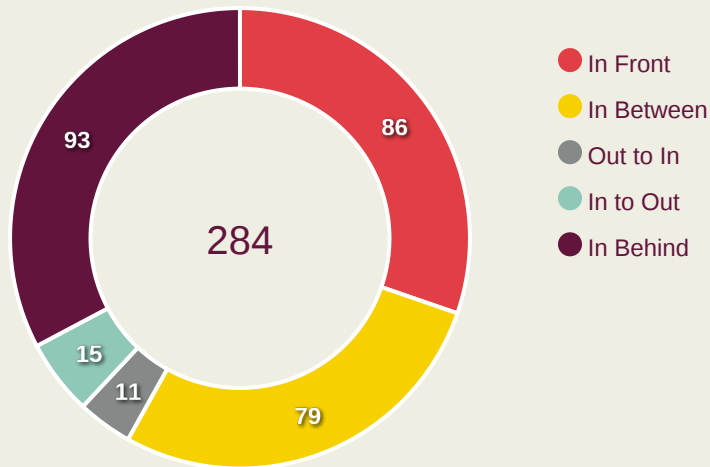
Progression Phase



Build Up Phase



All Movement Types

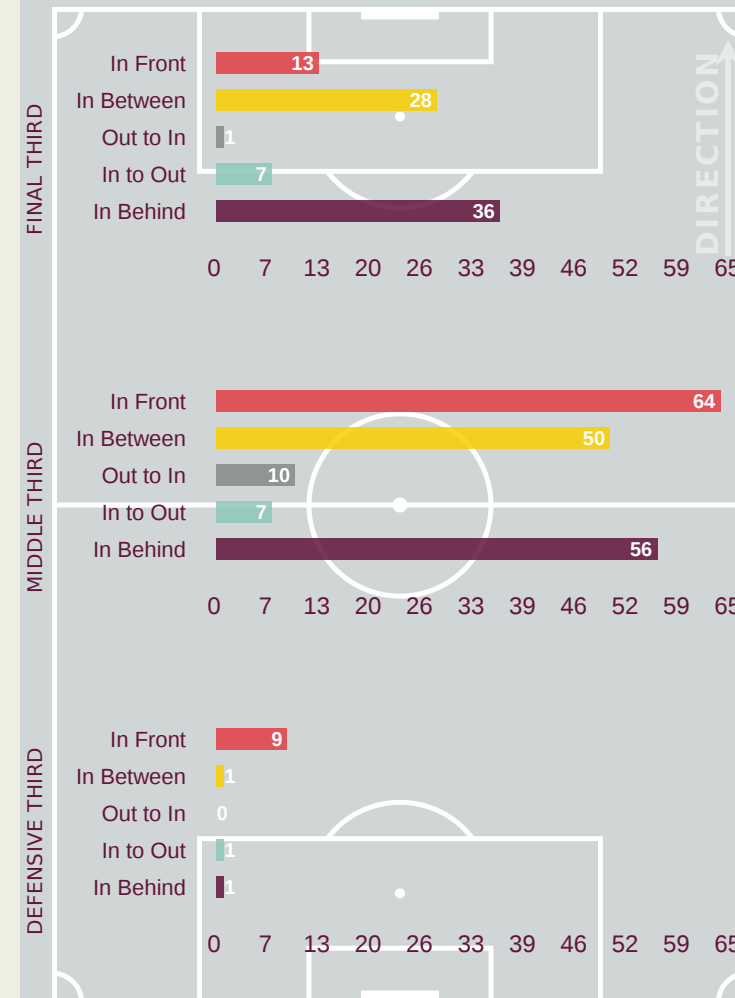


- In Front
- In Between
- Out to In
- In to Out
- In Behind

Top Ranked Players

Type	Player	Movements
In Front	15 ORTIZ Luis	22
In Between	9 CARRILLO Stephano	19
Out to In	9 CARRILLO Stephano	4
In to Out	9 CARRILLO Stephano	4
In Behind	9 CARRILLO Stephano	28

Movement Types Pitch Third

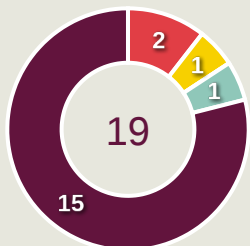




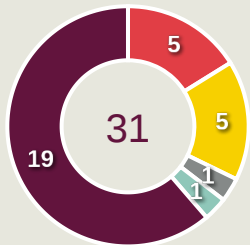
Movement to Receive

Movement Types by Phase

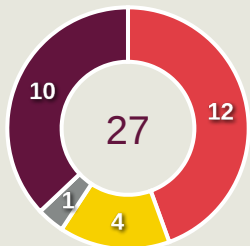
Final Third Phase



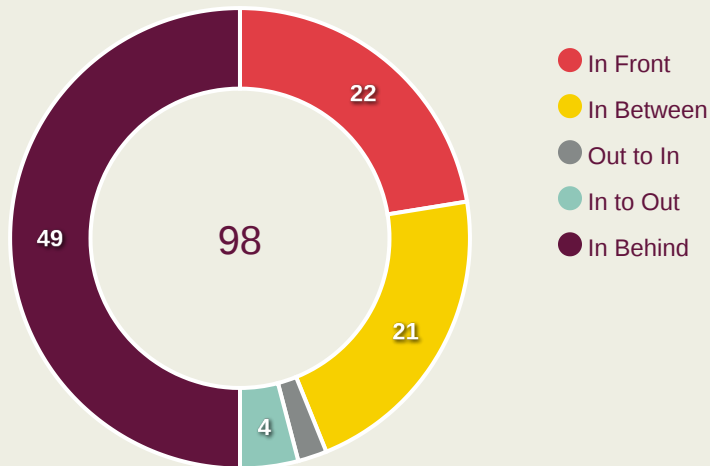
Progression Phase



Build Up Phase



All Movement Types

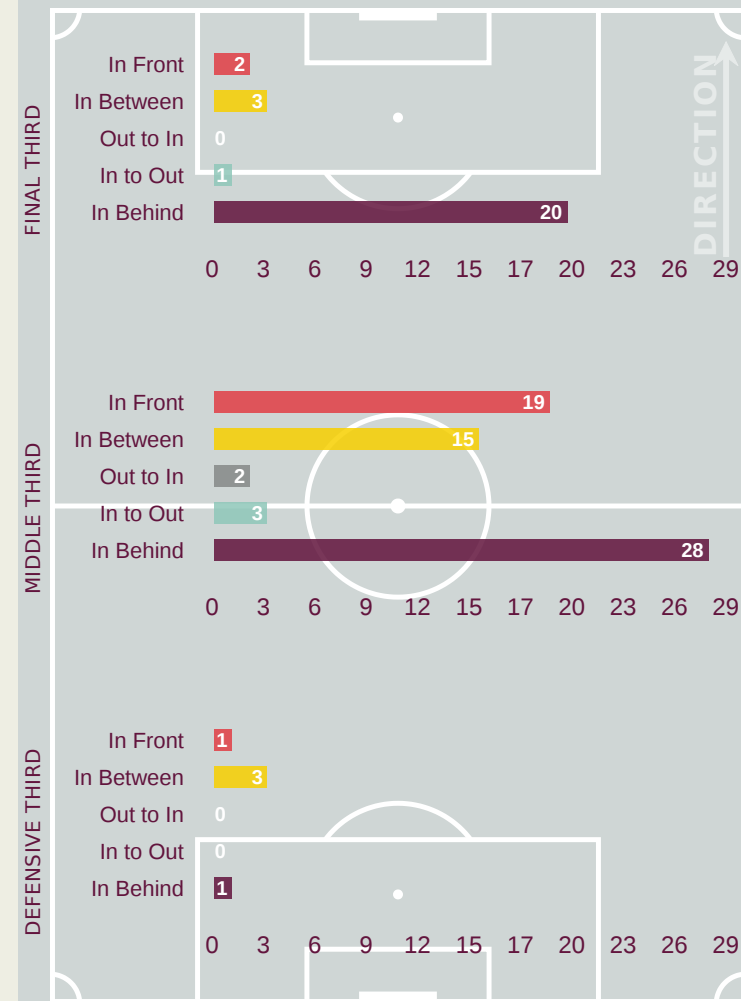


- In Front
- In Between
- Out to In
- In to Out
- In Behind

Top Ranked Players

Type	Player	Movements
In Front	5 CORREA Jose	9
In Between	10 MARTINEZ David	4
Out to In	10 MARTINEZ David	1
In to Out	5 CORREA Jose	1
In Behind	18 CICHERO Alejandro	11

Movement Types Pitch Third



OUT OF POSSESSION



U-17 WORLD CUP
INDONESIA 2023



Mexico v Venezuela



Mexico



Defensive Actions

51

Forced Turnovers

37

Possession Regained

4

Interceptions

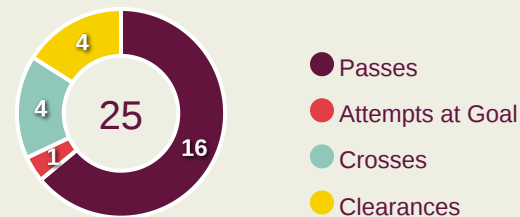
35

Tackles

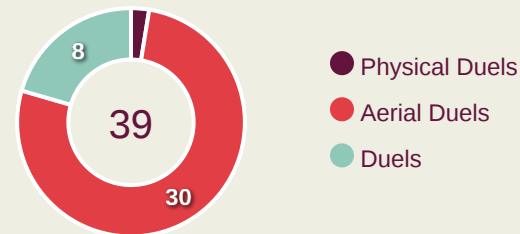
4.74

Possession Actions / Defensive Action

Blocks



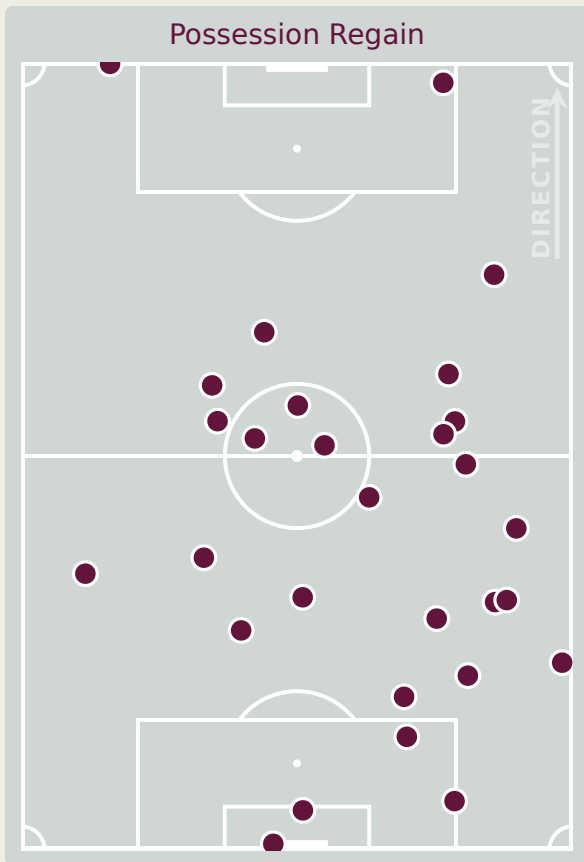
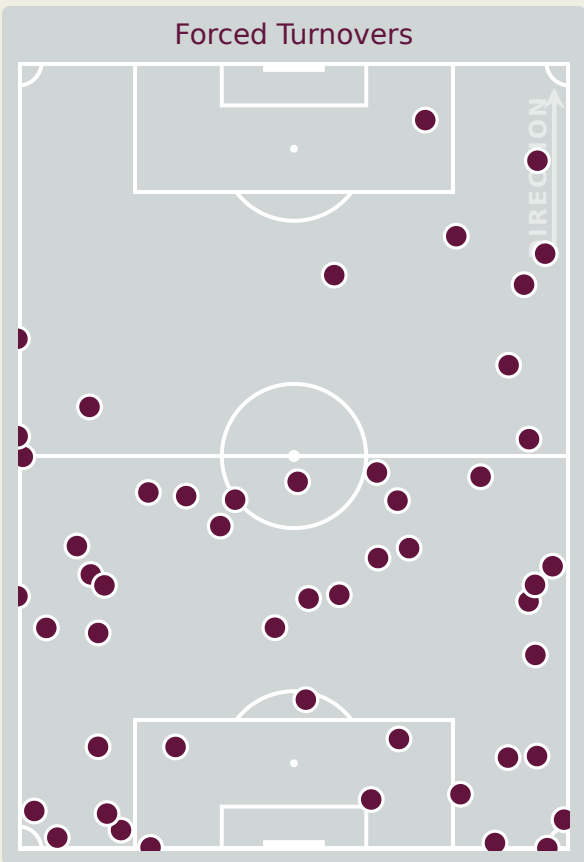
Possession Contests



Most Possession Regains

7

NAVARRETE Luis
RIGHT CENTRE BACK



#	Player	Total Possession Regains
1	BEDOLLA Paolo	5
4	NAVARRETE Luis	7
5	ROMERO Javen	3
6	MARTINEZ Isaac	4
7	LOMELI Brandon	5
9	CARRILLO Stephano	0
10	ALVAREZ Gael	1
11	BARAJAS Fidel	0
14	SANCHEZ Manuel	1
15	ORTIZ Luis	3
18	JIMENEZ Tahiel	4
8	URIAS Jose	0
17	FERNANDEZ DE LARA Adrian	1
19	LEVY Mateo	1
20	VALENZUELA Francisco	2



Defensive Actions

46

Forced Turnovers

33

Possession Regained

3

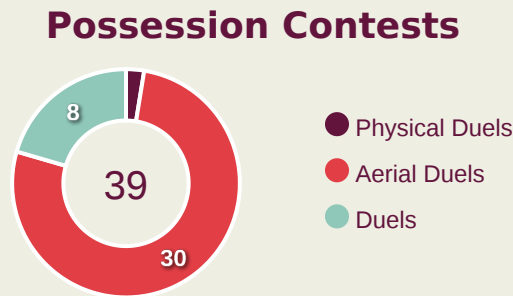
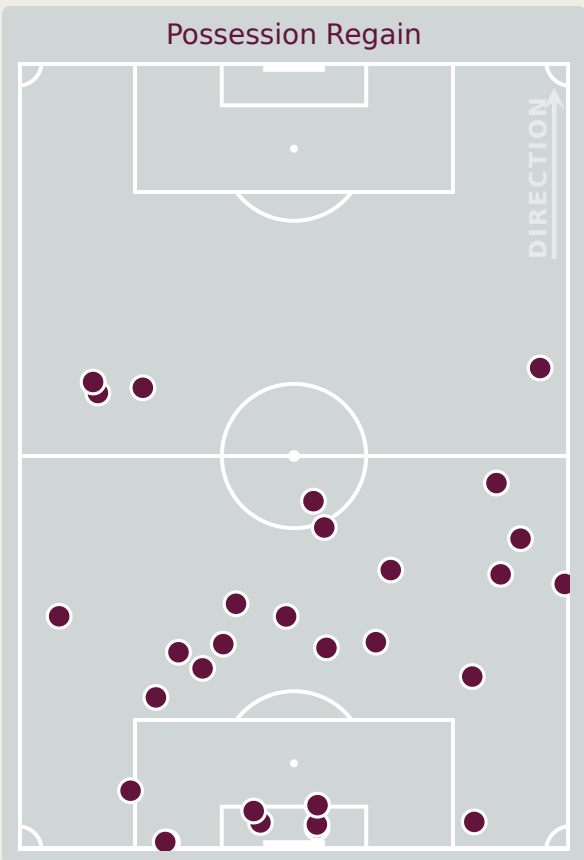
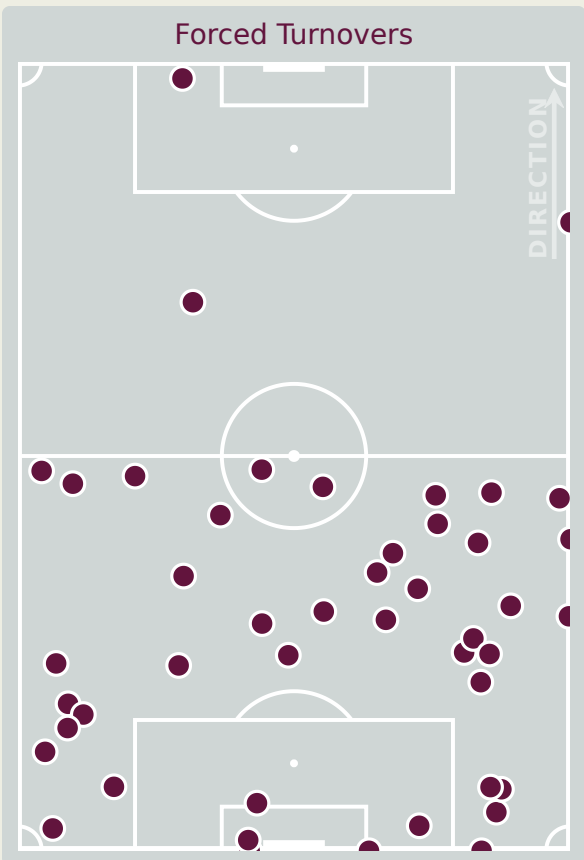
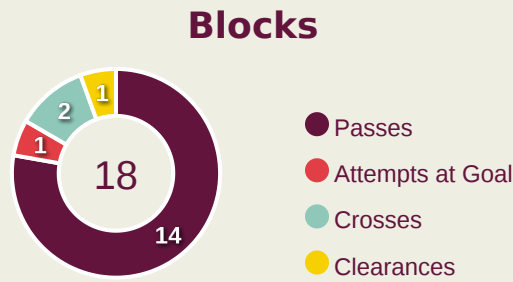
Interceptions

48

Tackles

1.88

Possession Actions / Defensive Action



Most Possession Regains

8

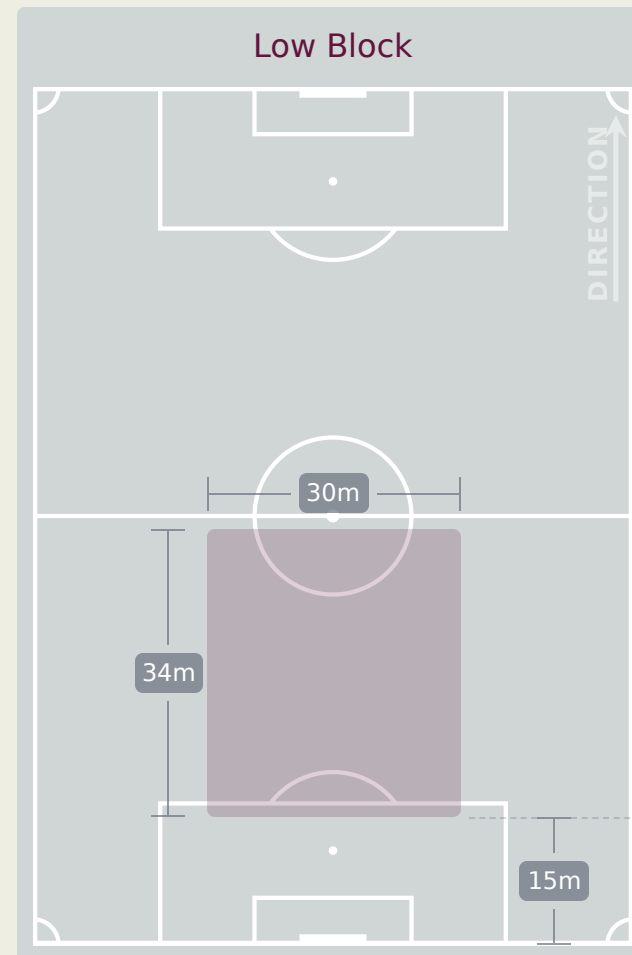
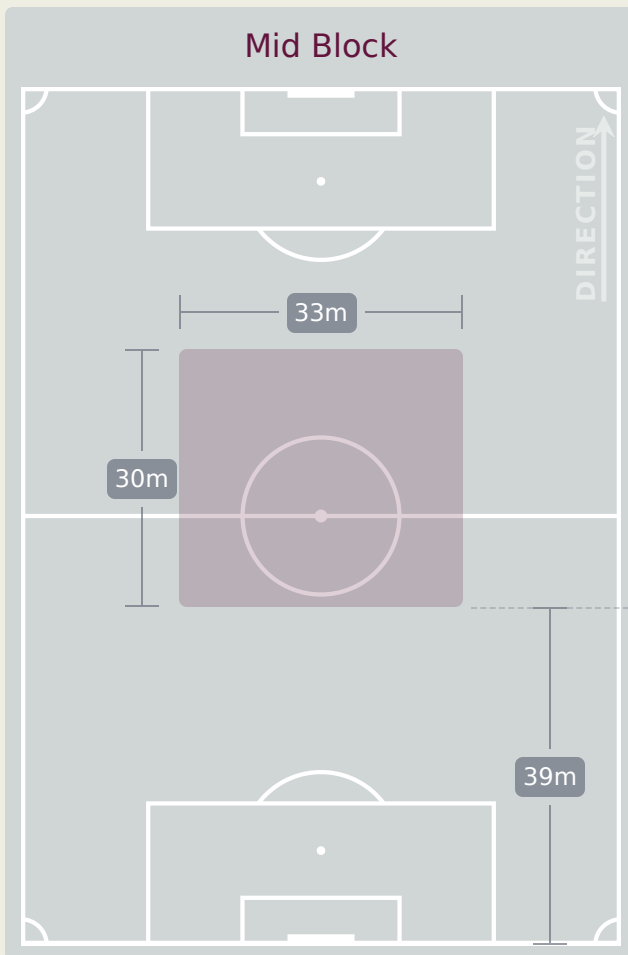
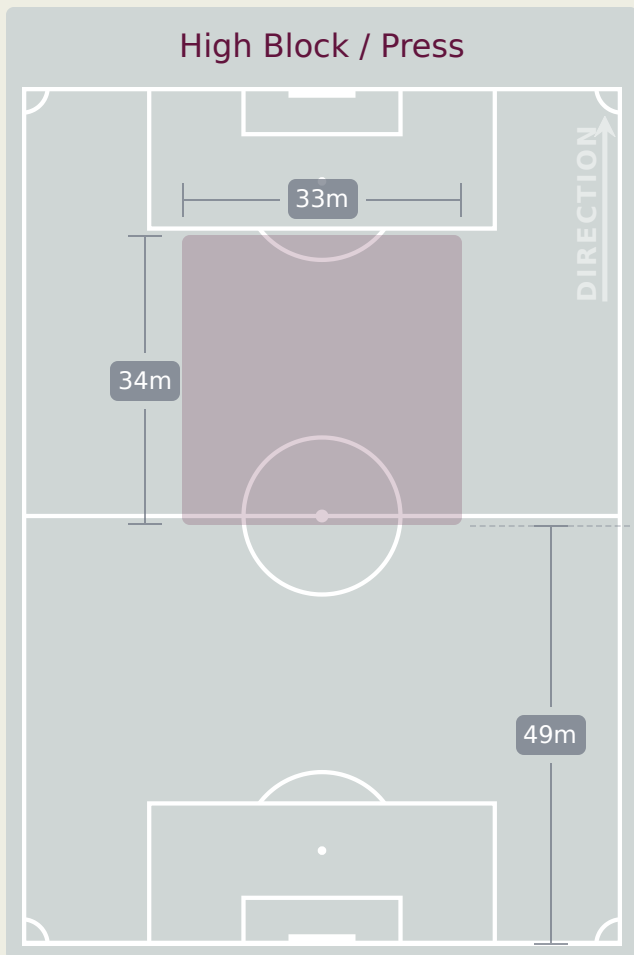
RAAP Yiandro
RIGHT CENTRE BACK

#	Player	Total Possession Regains
1	SANCHEZ Jorge	5
4	RAAP Yiandro	8
5	CORREA Jose	0
6	HIDALGO Rai	1
8	SEQUERA Giovanni	1
10	MARTINEZ David	0
11	ARANGO Juan	1
15	BORGO Angel	6
18	CICHERO Alejandro	0
20	BALBO Luis	3
21	PROFETA Nicola	6
2	IBARRA Pablo	0
3	SILVA Santiago	1
7	ROMERO Leenhan	0
9	REINOSO Lucciano	0
14	VEGAS Miguel	1

Mexico

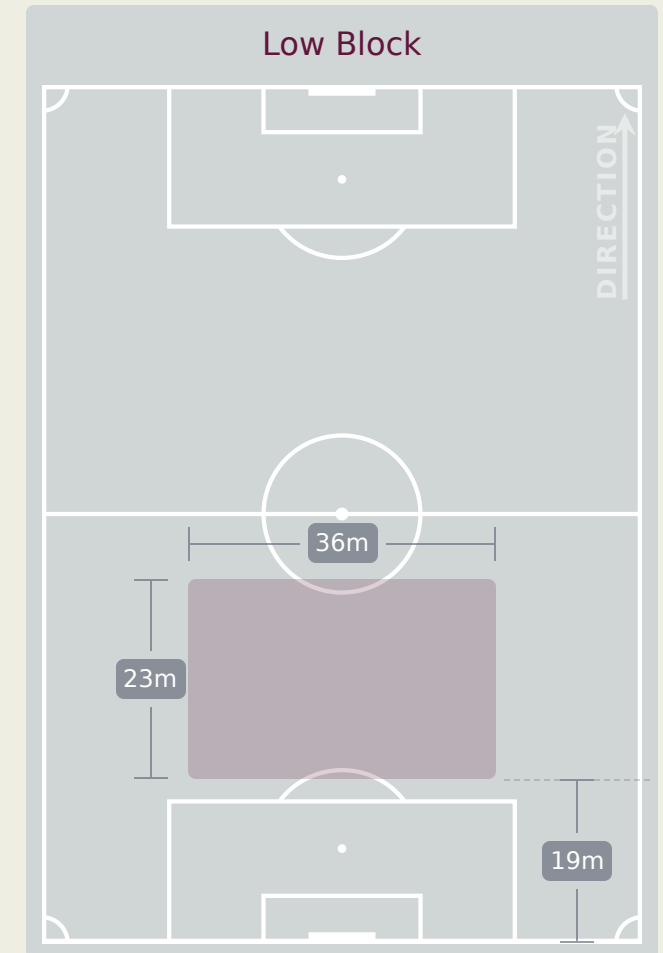
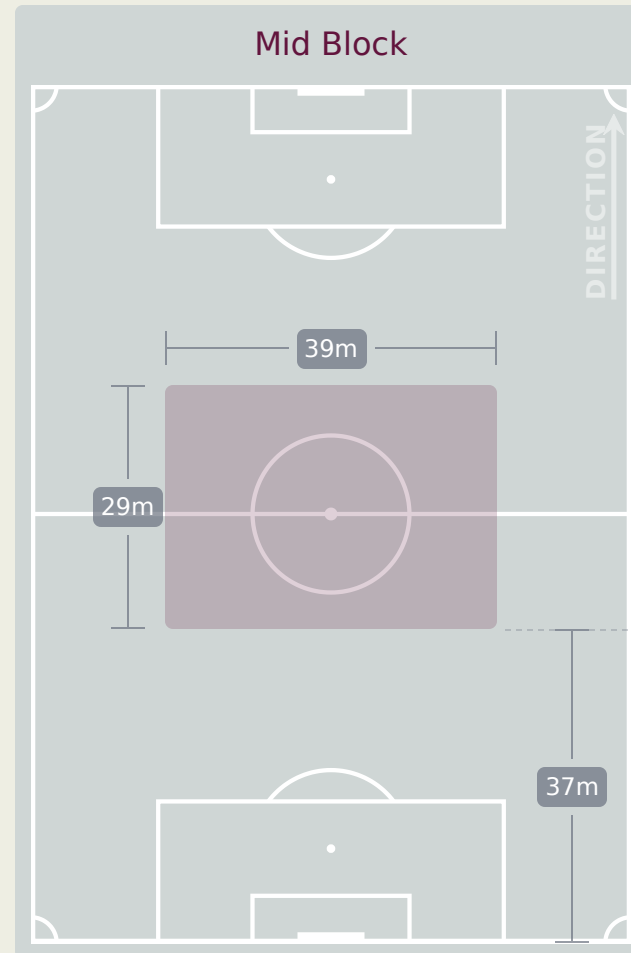
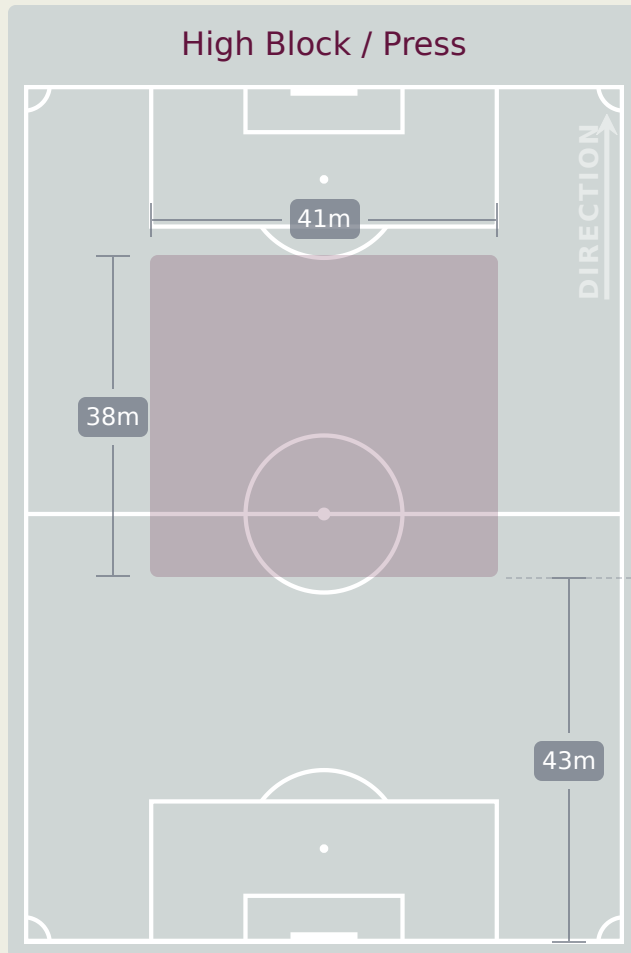


Defensive Line Height & Team Length

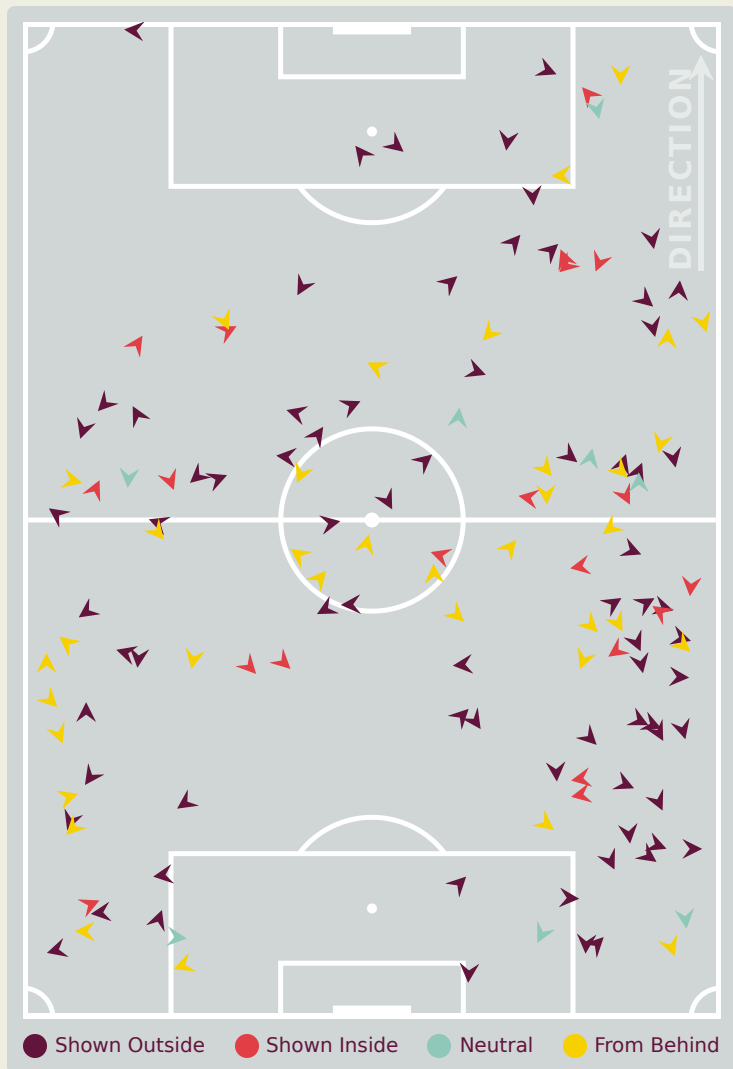




Defensive Line Height & Team Length



Defensive Pressure



139	Total Pressures	181
64	Direct Pressures	53
1.55s	Avg Pressure Duration	1.52s
51	Forced Turnovers	46
8.48s	Ball Recovery Time	11.66s
33	Pushing on into Pressing	70
64	Pushing on	183
20	Pressing Direction Inside	25
75	Pressing Direction Outside	98

Most Direct Pressures

11

ROMERO Javen
LEFT CENTRE BACK

Most Direct Pressures

8

CORREA Jose
DEFENSIVE MIDFIELD CENTRE



GOALKEEPING



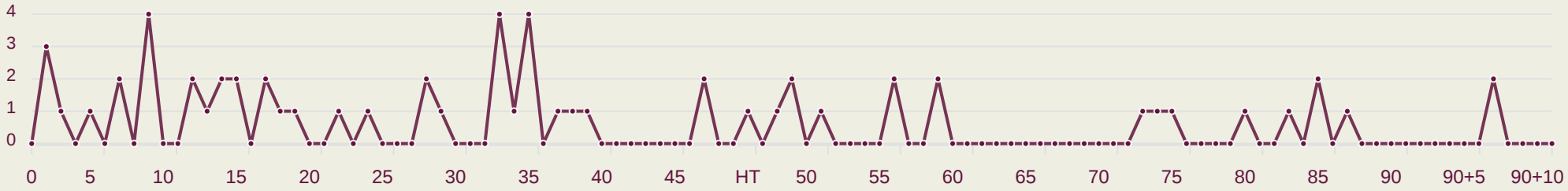
Mexico v Venezuela

Goalkeeping Involvement



Mexico

Mexico GK Involvement Timeline

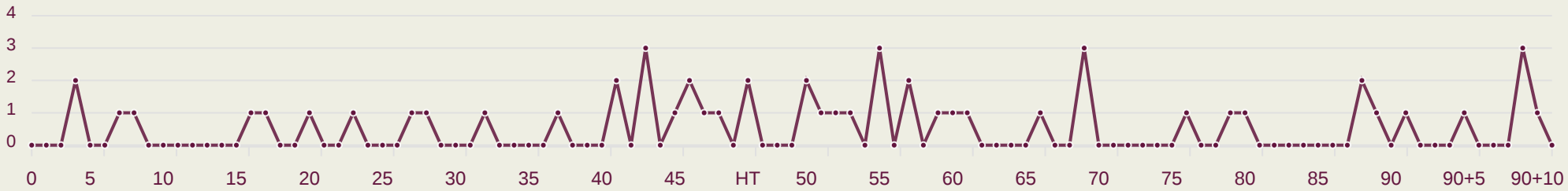


61
Total Involvements



Venezuela

Venezuela GK Involvement Timeline

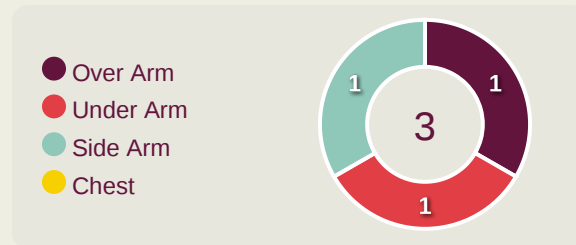
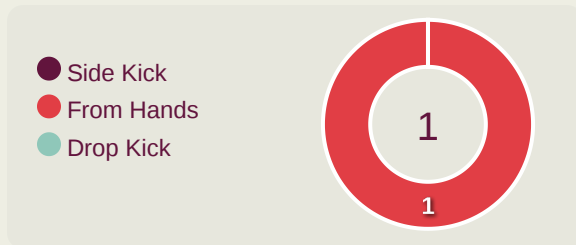
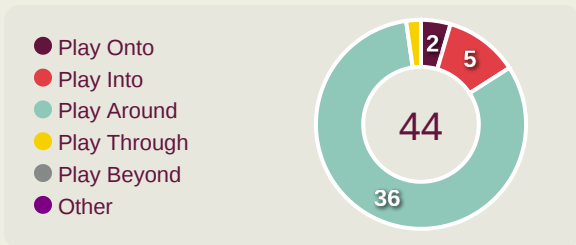
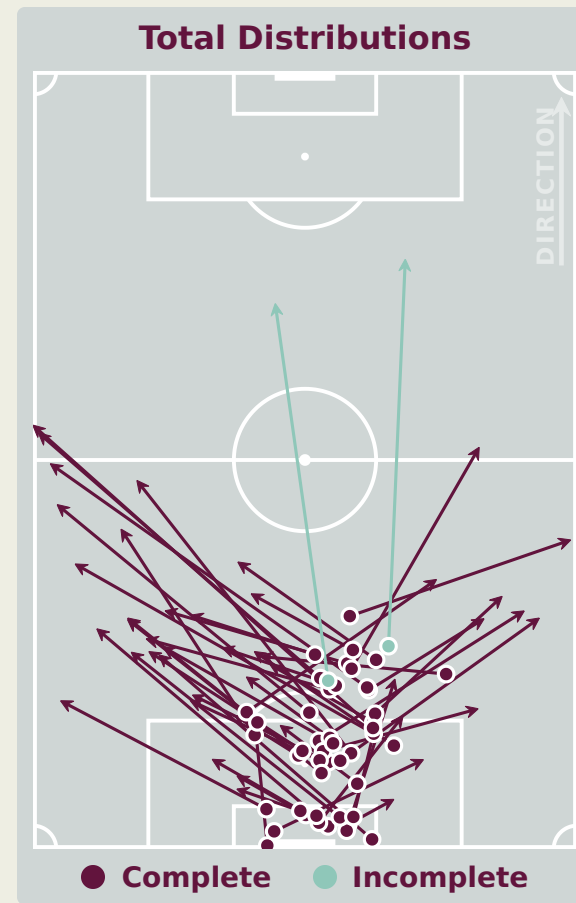
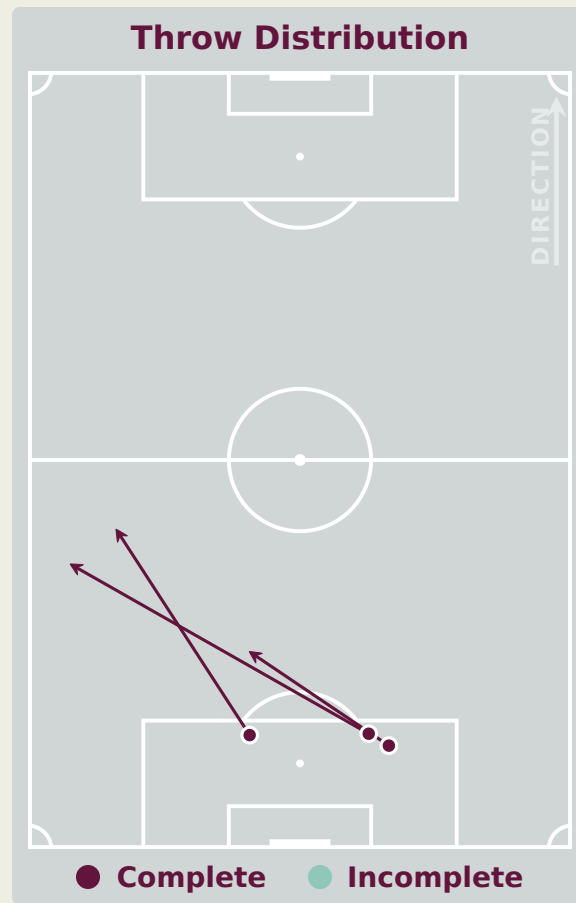
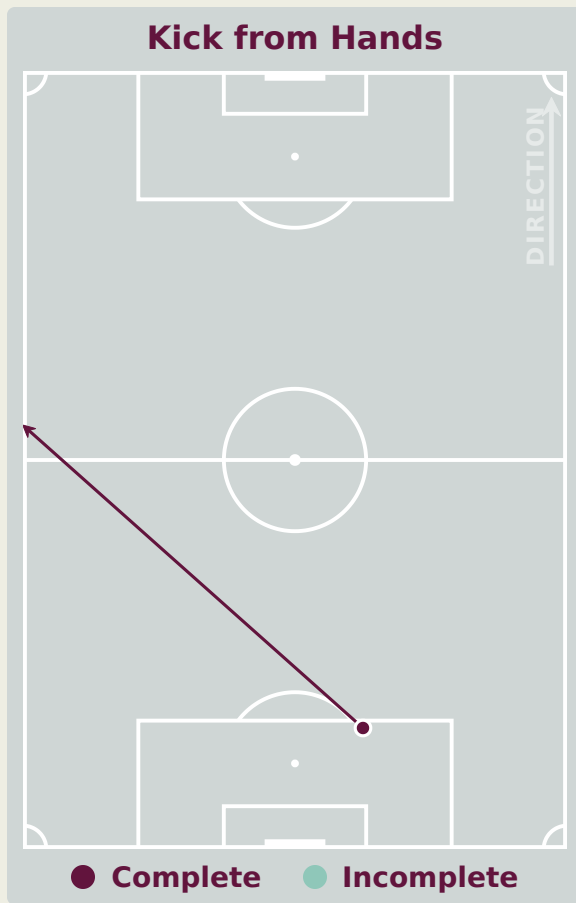
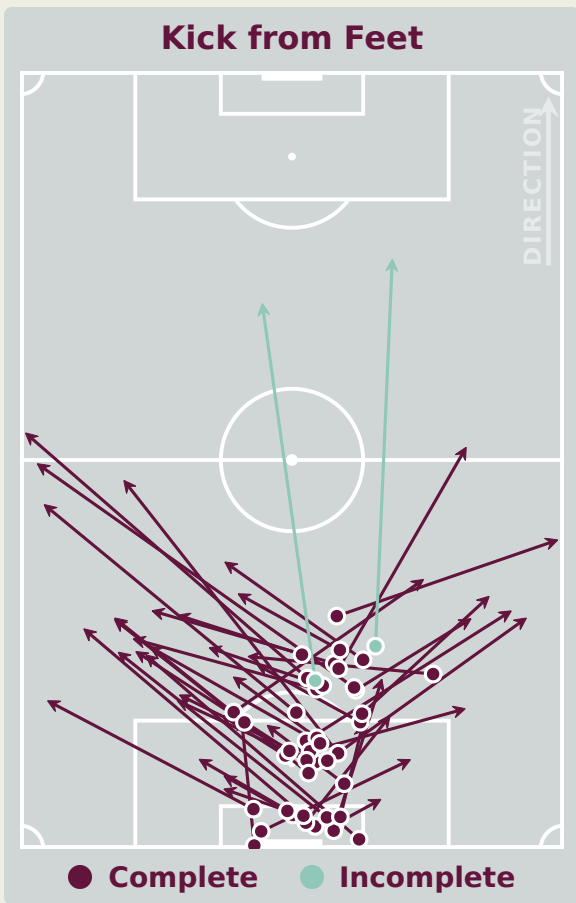


53
Total Involvements

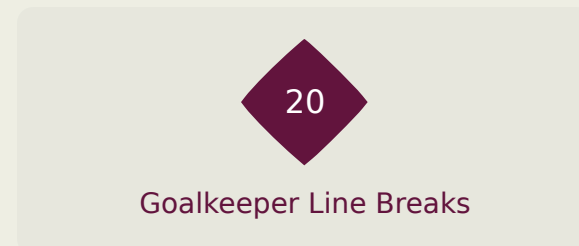
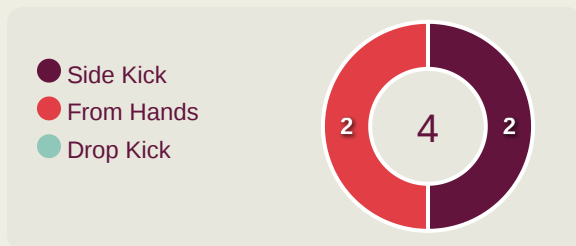
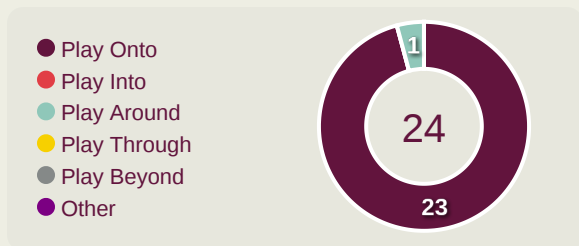
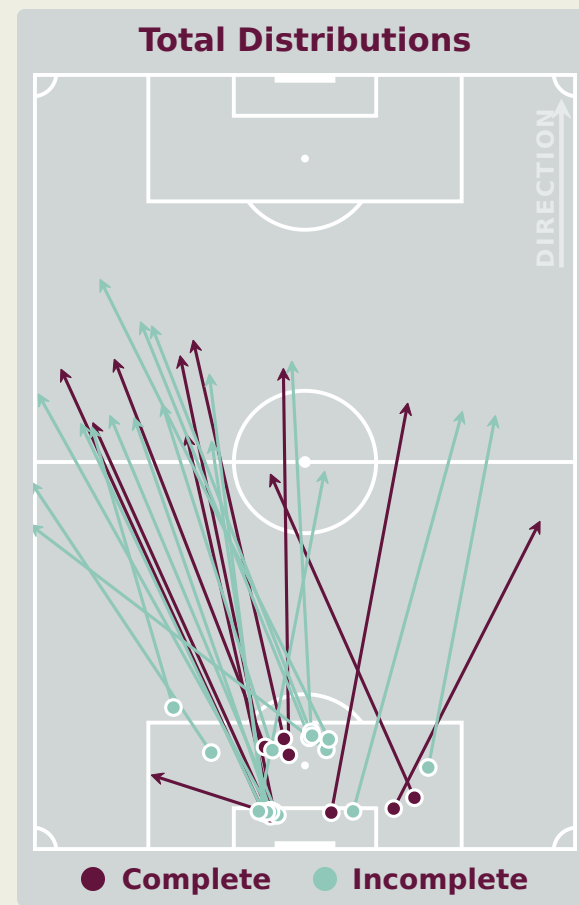
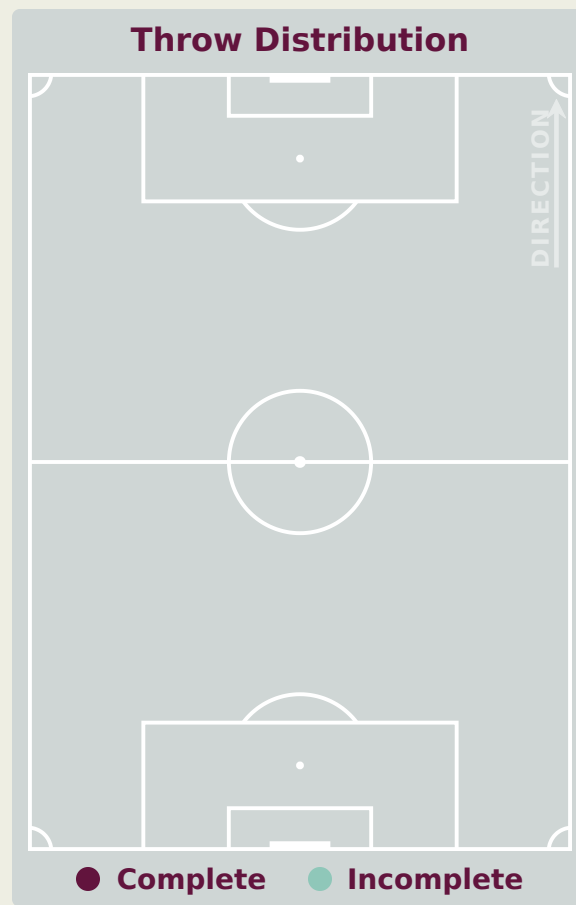
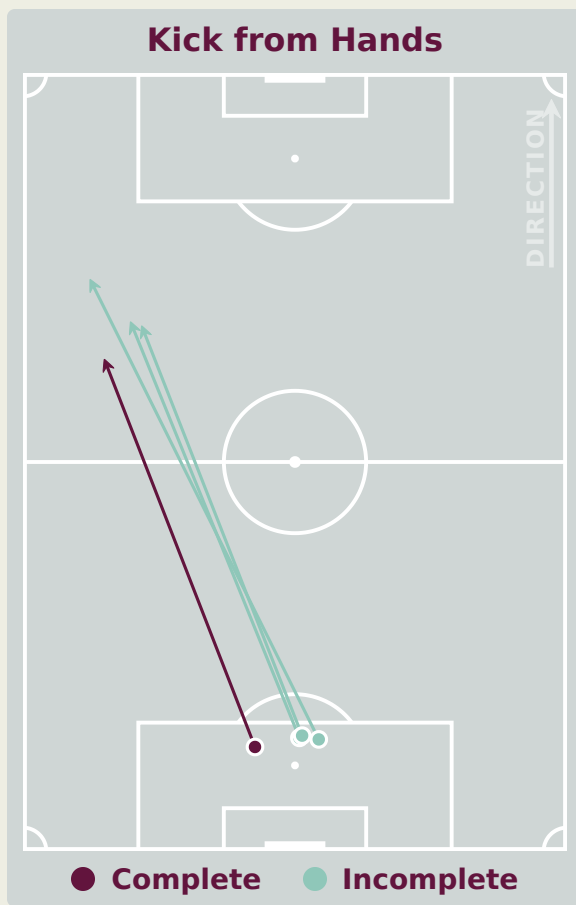
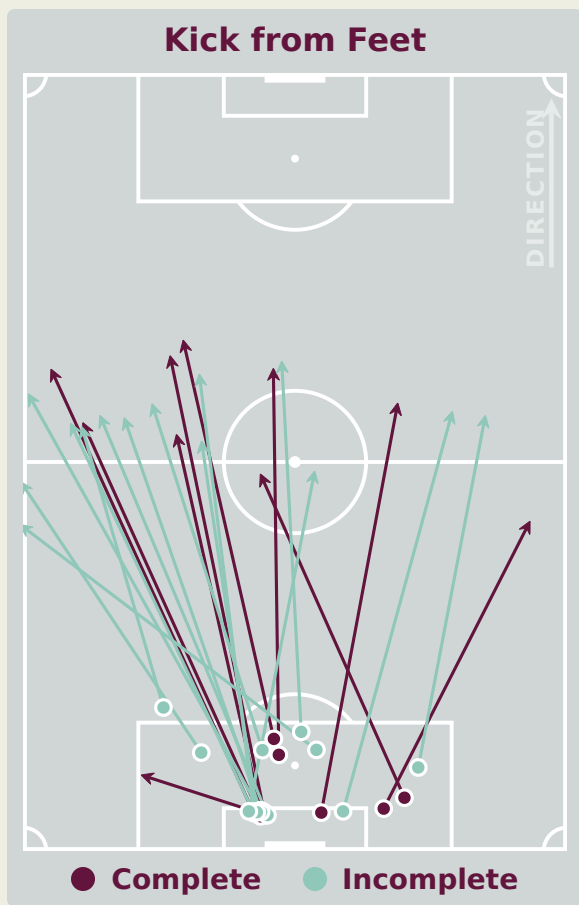
Mexico



Goalkeeping Distribution



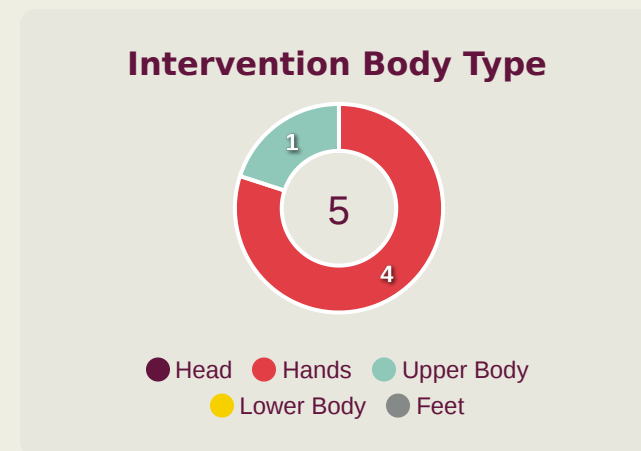
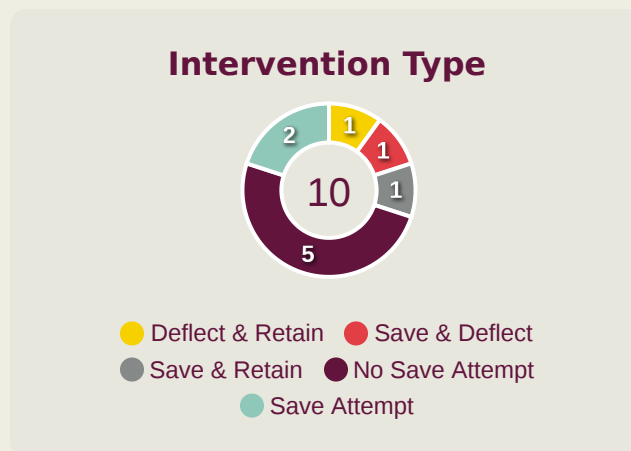
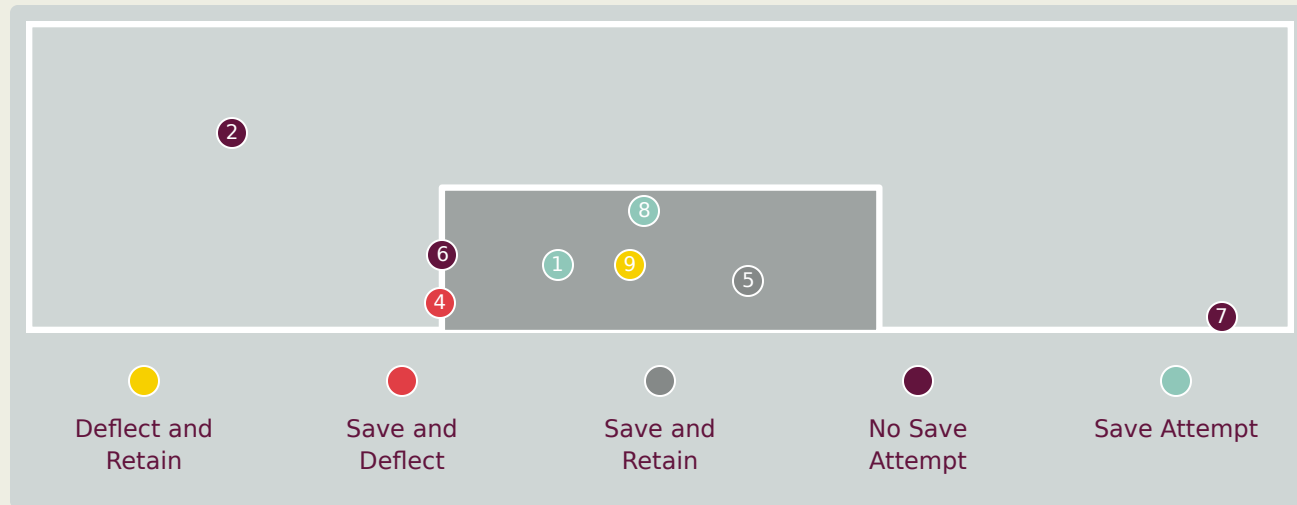
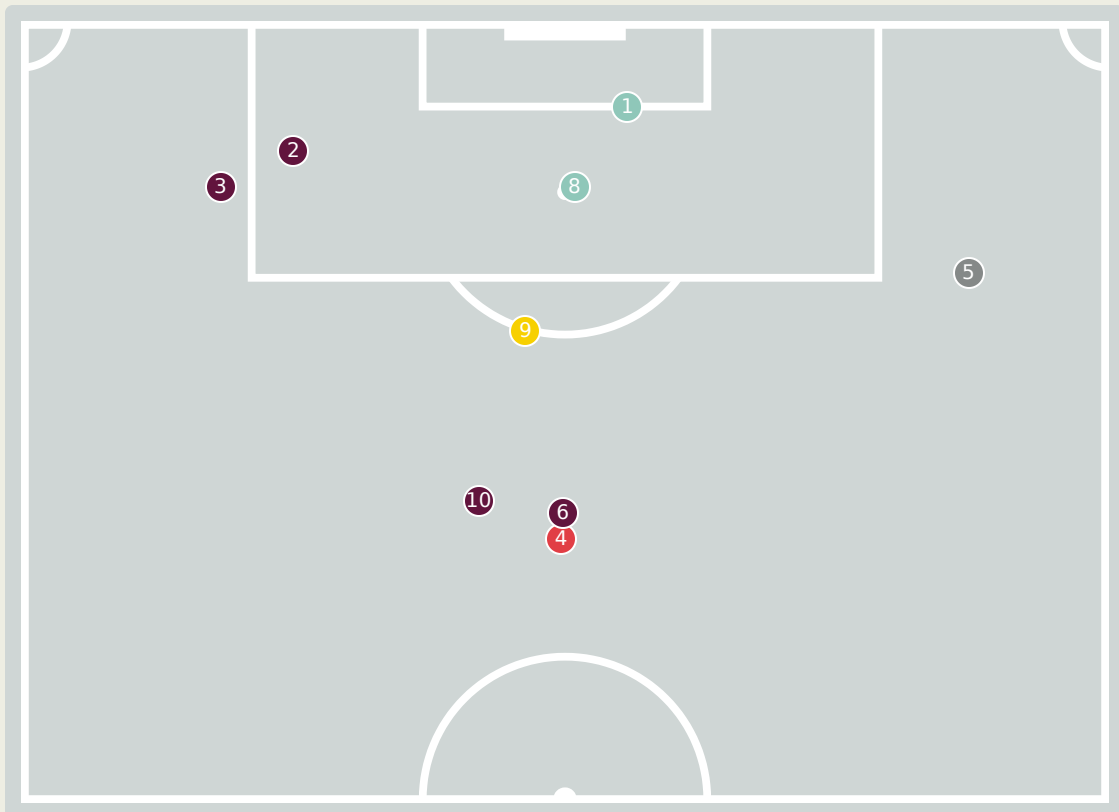
Goalkeeping Distribution



Mexico



Goal Prevention



10

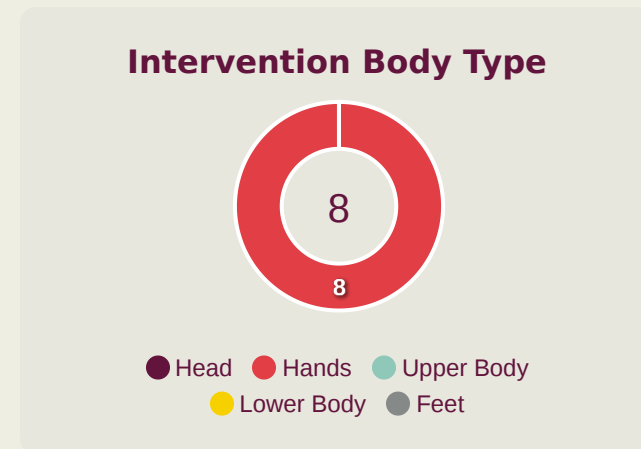
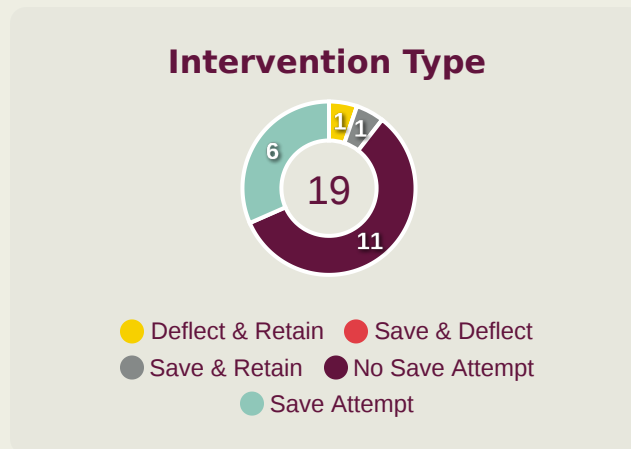
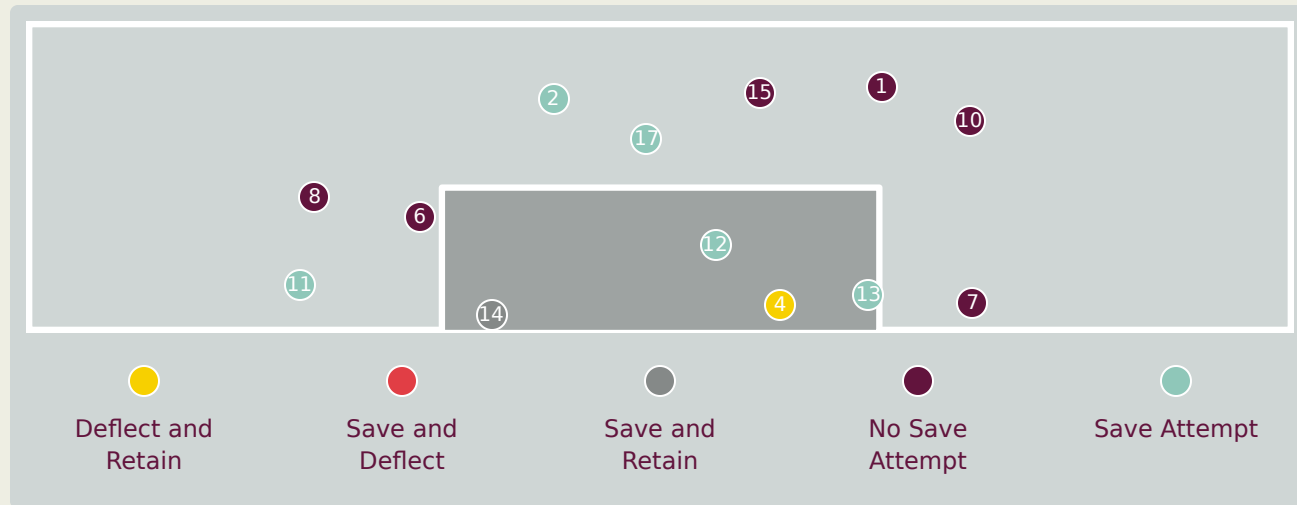
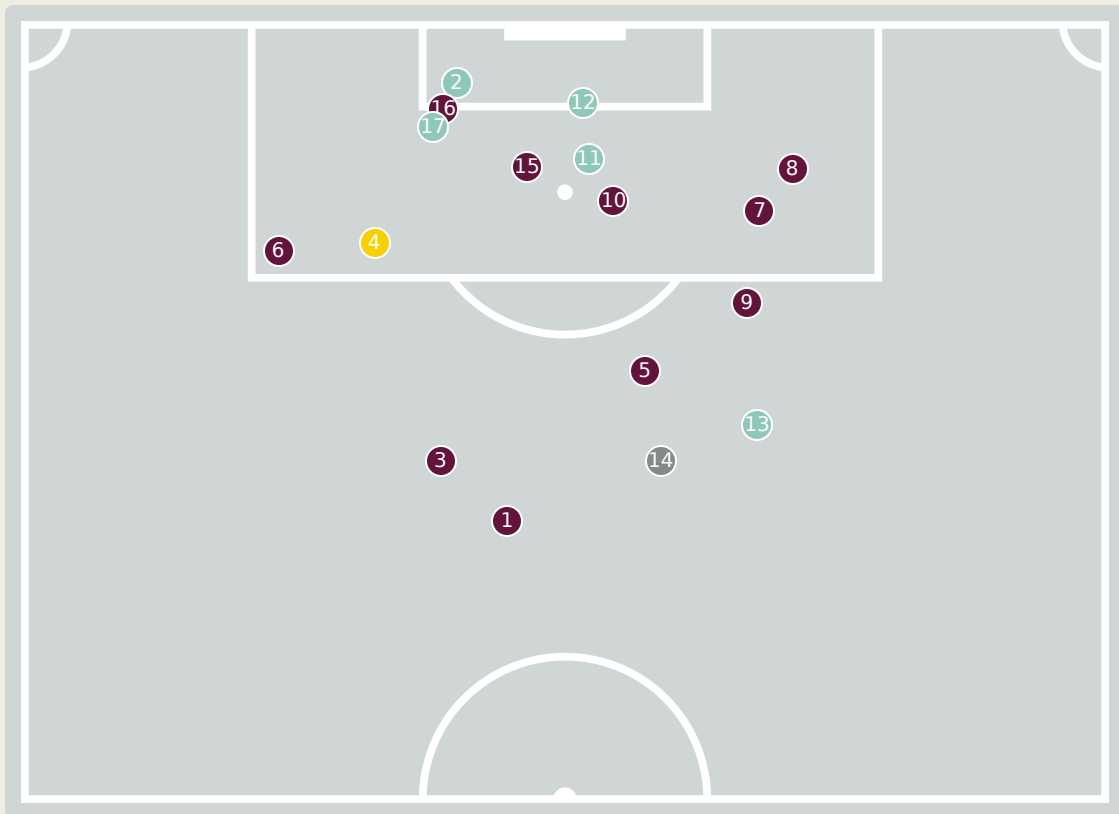
Total Attempts on Goal Faced

50

Save %

Total Attempts on Goal Faced	Total Goal Interventions	Save & Retain	Deflect & Retain	Save & Deflect	Save Attempt	No Save Attempt
10	2	1	0	1	2	5

Goal Prevention

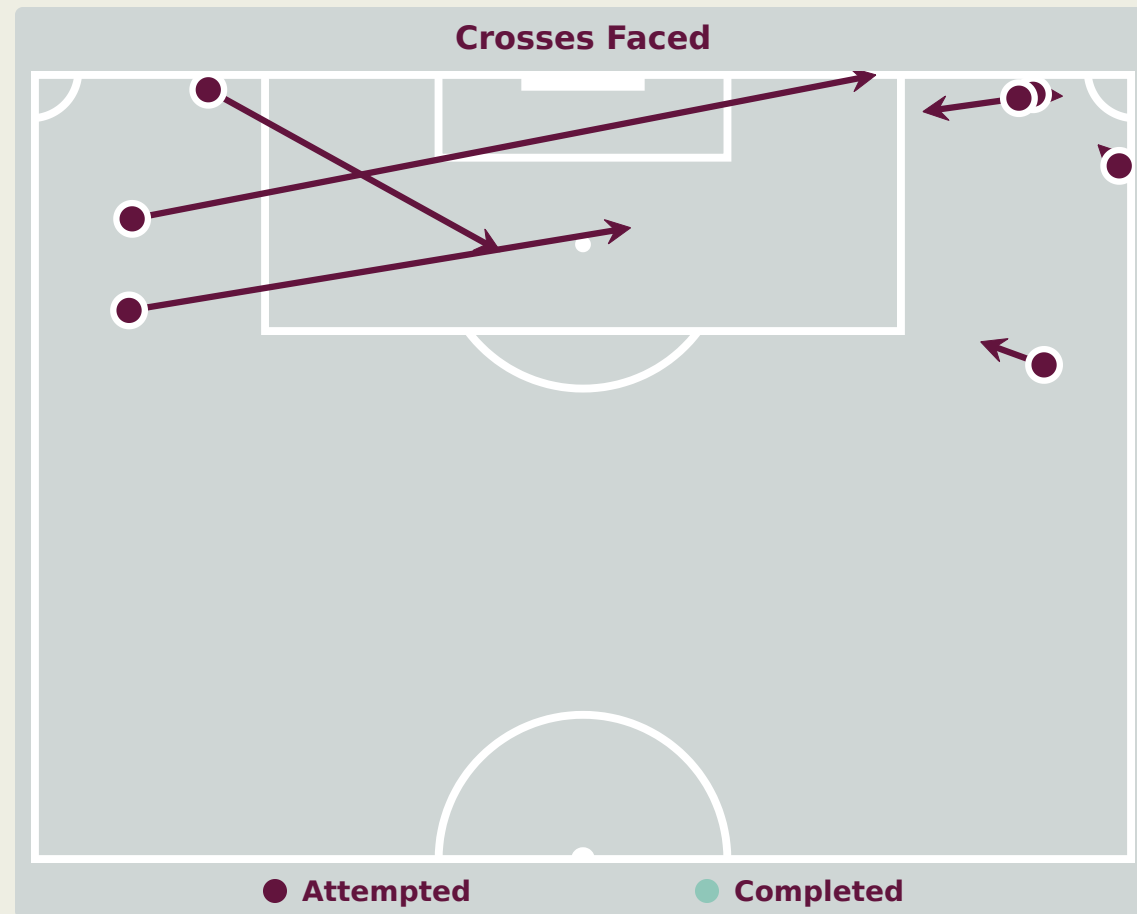
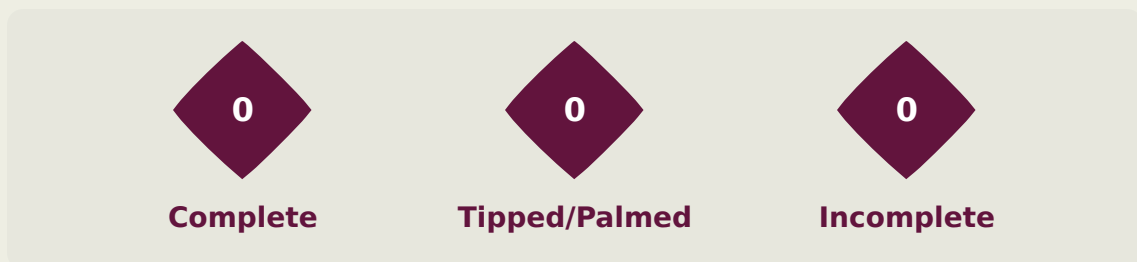
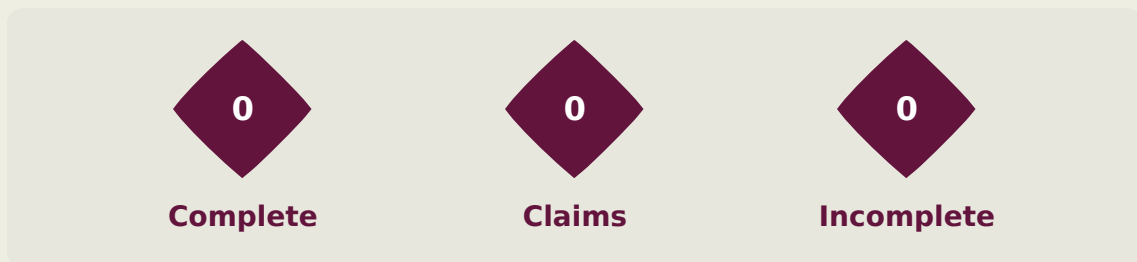


Total Attempts on Goal Faced	Total Goal Interventions	Save & Retain	Deflect & Retain	Save & Deflect	Save Attempt	No Save Attempt
19	1	1	0	0	6	11

Mexico



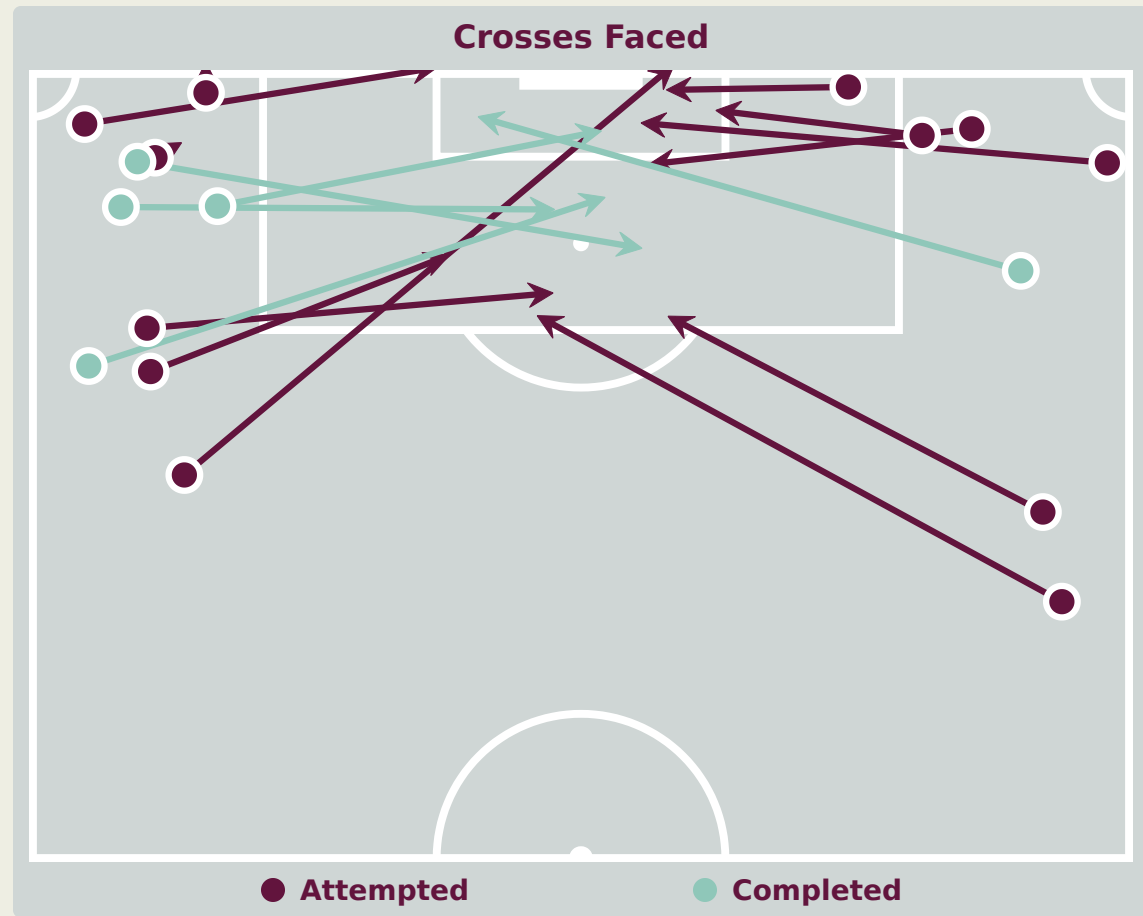
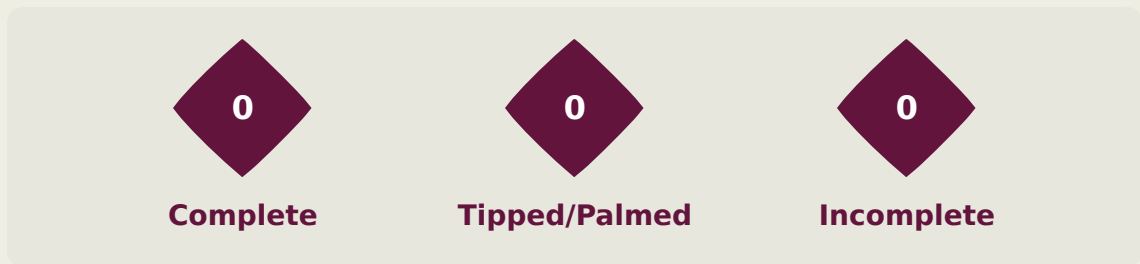
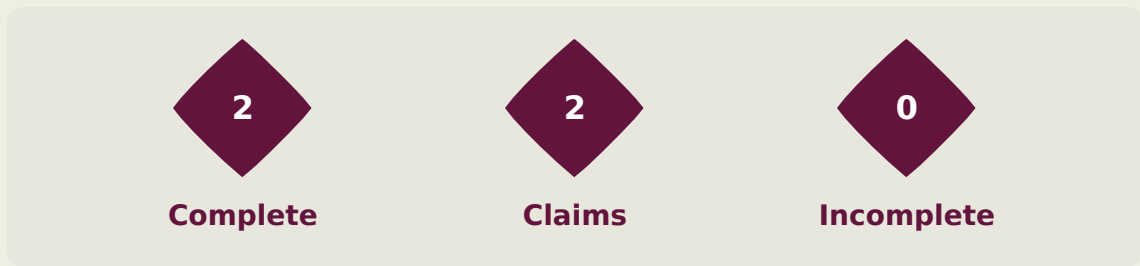
Aerial Control



Delivery Types Faced

Total	In Swing	Out Swing	Driven	Lofted	Cutback	Push
11	1	3	1	5	1	0

Aerial Control



Delivery Types Faced

Total	In Swing	Out Swing	Driven	Lofted	Cutback	Push
22	3	10	1	5	0	3

SET PLAYS



Mexico v Venezuela

Mexico



Set Plays - Corners

46

Total Set Plays

13

Total Free Kicks

0

Total Penalties

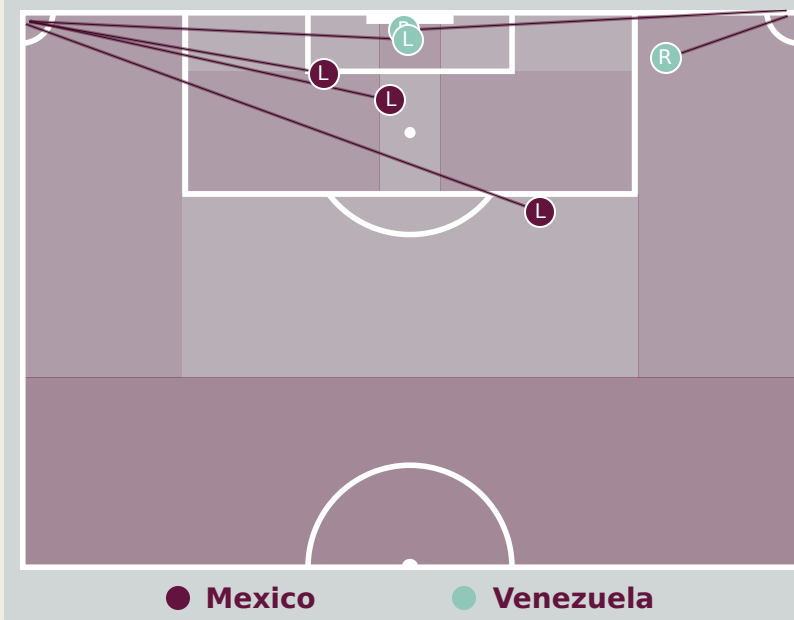
6

Total Corners

27

Total Throw Ins

Corners - First Contact



Delivery Type	From Left Side	From Right Side	Total
Direct to Area	4	1	5
Short	0	1	1
Edge of Penalty Area	0	0	0

Delivery Style	Total
Inswing	1
Outswing	4
Driven	0

Free Kicks	
Type	Total
Direct	12
Direct (on target)	0
Direct (off target)	0
Indirect	1

First Contacts on Mexico Crosses

3

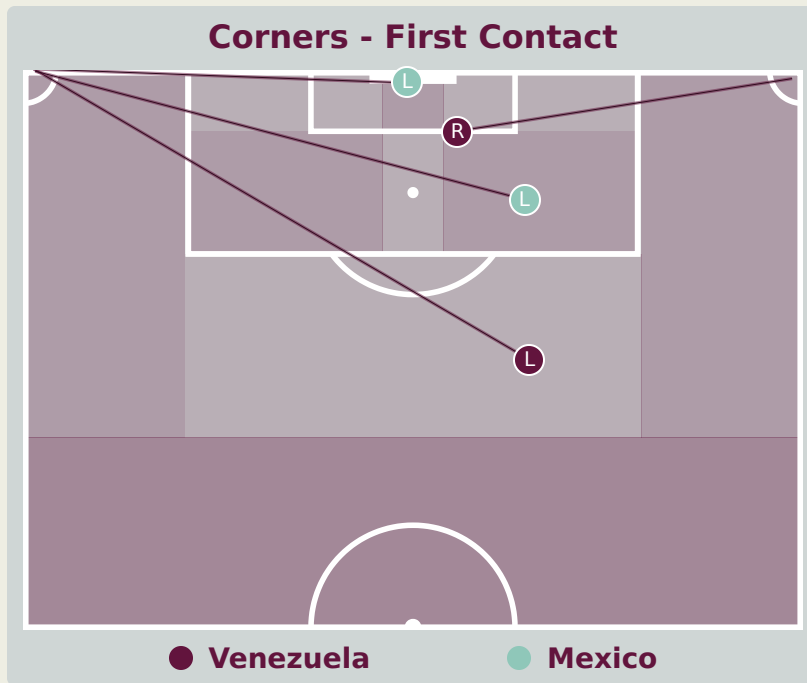
By Mexico

3

By Venezuela

Top 5 Player First Contacts		
Player	Team	Total
SANCHEZ Jorge	Venezuela	2
ORTIZ Luis	Mexico	1
URIAS Jose	Mexico	1
VALENZUELA Francisco	Mexico	1
HIDALGO Rai	Venezuela	1

Set Plays - Corners



Delivery Type	From Left Side	From Right Side	Total
Direct to Area	3	1	4
Short	0	0	0
Edge of Penalty Area	0	0	0

Delivery Style	Total
Inswing	1
Outswing	1
Driven	0

Free Kicks	
Type	Total
Direct	13
Direct (on target)	1
Direct (off target)	2
Indirect	1



Top 5 Player First Contacts		
Player	Team	Total
SEQUERA Giovanni	Venezuela	1
CICHERO Alejandro	Venezuela	1
BEDOLLA Paolo	Mexico	1
NAVARRETE Luis	Mexico	1

INDIVIDUAL DATA IN POSSESSION



Mexico v Venezuela



Mexico



In Possession - Distributions

#	Player	Passes Attempted	Passes Completed	Pass Completion %	Switches of Play	Crosses Attempted	Crosses Completed	Line Breaks Attempted	Line Breaks Completed	Line Break Completion %	Ball Progressions	Take Ons	Step Ins	Attempts at Goal	Goals
1	BEDOLLA Paolo	48	46	96%	0	0	0	10	8	80%	0	0	0	0	0
4	NAVARRETE Luis	64	61	95%	0	0	0	13	10	76%	1	0	1	0	0
5	ROMERO Javen	90	80	89%	0	2	1	25	19	76%	4	2	2	0	0
6	MARTINEZ Isaac	61	57	93%	0	0	0	12	10	83%	0	0	0	0	0
7	LOMELI Brandon	33	28	85%	0	7	1	15	10	66%	1	0	1	2	0
9	CARRILLO Stephano	13	9	69%	0	0	0	2	2	100%	3	3	0	5	1
10	ALVAREZ Gael	9	7	78%	0	1	0	7	4	57%	3	1	2	2	0
11	BARAJAS Fidel	20	16	80%	0	11	6	10	7	70%	3	3	0	1	0
14	SANCHEZ Manuel	21	19	90%	0	0	0	5	3	60%	2	0	2	1	0
15	ORTIZ Luis	44	41	93%	0	0	0	5	2	40%	2	0	2	3	1
18	JIMENEZ Tahiel	7	4	57%	0	0	0	1	1	100%	0	0	0	0	0
8	URIAS Jose	17	11	65%	0	0	0	7	3	42%	2	0	2	2	0
17	FERNANDEZ DE LARA Adrian	3	2	67%	0	1	0	3	2	66%	1	0	1	0	0
19	LEVY Mateo	12	8	67%	0	0	0	2	1	50%	2	2	0	0	0
20	VALENZUELA Francisco	11	9	82%	0	0	0	3	3	100%	1	0	1	1	0

Mexico

In Possession - Offers & Receptions

			Offer movement types						
#	Player	Total Offers	In Front	In Between	Out to In	In to Out	In Behind	No Movement	Offers Received
1	BEDOLLA Paolo	3	0	0	0	0	0	3	2
4	NAVARRETE Luis	4	1	0	0	0	0	3	2
5	ROMERO Javen	26	9	0	0	0	2	15	21
6	MARTINEZ Isaac	52	21	11	0	1	3	16	15
7	LOMELI Brandon	21	5	0	0	0	13	3	11
9	CARRILLO Stephano	56	1	19	4	4	28	0	17
10	ALVAREZ Gael	26	1	6	1	3	5	10	2
11	BARAJAS Fidel	33	4	2	1	1	19	6	7
14	SANCHEZ Manuel	13	6	1	0	0	2	4	6
15	ORTIZ Luis	49	22	15	4	1	0	7	10
18	JIMENEZ Tahiel	18	2	8	0	2	6	0	4
8	URIAS Jose	13	6	2	1	0	2	2	3
17	FERNANDEZ DE LARA Adrian	5	3	0	0	0	2	0	1
19	LEVY Mateo	18	0	10	0	3	5	0	5
20	VALENZUELA Francisco	16	5	5	0	0	6	0	2

In Possession - Distributions



#	Player	Passes Attempted	Passes Completed	Pass Completion %	Switches of Play	Crosses Attempted	Crosses Completed	Line Breaks Attempted	Line Breaks Completed	Line Break Completion %	Ball Progressions	Take Ons	Step Ins	Attempts at Goal	Goals
1	SANCHEZ Jorge	28	11	39%	0	0	0	20	10	50%	0	0	0	0	0
4	RAAP Yiandro	15	11	73%	0	0	0	8	5	62%	2	0	2	0	0
5	CORREA Jose	20	18	90%	0	0	0	7	5	71%	0	0	0	1	0
6	HIDALGO Rai	23	17	74%	0	1	0	11	8	72%	0	0	0	0	0
8	SEQUERA Giovanni	9	9	100%	0	1	0	4	4	100%	2	1	1	0	0
10	MARTINEZ David	16	12	75%	0	0	0	1	1	100%	2	1	1	2	0
11	ARANGO Juan	17	12	71%	0	4	1	5	5	100%	2	1	1	1	0
15	BORGO Angel	14	11	79%	0	0	0	4	2	50%	1	1	0	0	0
18	CICHERO Alejandro	18	9	50%	0	2	0	9	3	33%	1	1	0	2	1
20	BALBO Luis	28	19	68%	0	1	0	18	11	61%	2	1	1	0	0
21	PROFETA Nicola	20	17	85%	0	1	0	5	5	100%	0	0	0	3	1
2	IBARRA Pablo	1	1	100%	0	0	0	1	1	100%	0	0	0	0	0
3	SILVA Santiago	6	3	50%	0	1	0	1	1	100%	1	1	0	1	0
7	ROMERO Leenhan	4	2	50%	0	0	0	2	0	0%	0	0	0	0	0
9	REINOSO Lucciano	7	3	43%	0	0	0	1	1	100%	0	0	0	0	0
14	VEGAS Miguel	9	7	78%	0	0	0	3	2	66%	0	0	0	0	0

In Possession - Offers & Receptions

			Offer movement types						
#	Player	Total Offers	In Front	In Between	Out to In	In to Out	In Behind	No Movement	Offers Received
1	SANCHEZ Jorge	1	0	0	0	0	0	1	1
4	RAAP Yiandro	4	1	2	0	0	0	1	0
5	CORREA Jose	13	9	1	0	1	0	2	2
6	HIDALGO Rai	5	2	0	0	0	1	2	2
8	SEQUERA Giovanny	4	0	1	0	0	2	1	0
10	MARTINEZ David	9	2	4	1	0	2	0	4
11	ARANGO Juan	13	0	1	0	0	8	4	6
15	BORGO Angel	7	0	0	0	0	0	7	3
18	CICHERO Alejandro	17	0	3	0	1	11	2	7
20	BALBO Luis	15	5	0	0	0	2	8	6
21	PROFETA Nicola	14	1	3	0	0	8	2	5
2	IBARRA Pablo	1	0	1	0	0	0	0	1
3	SILVA Santiago	3	0	0	0	0	2	1	3
7	ROMERO Leenhan	5	0	1	1	0	3	0	1
9	REINOSO Lucciano	10	0	2	0	1	7	0	2
14	VEGAS Miguel	8	2	2	0	1	3	0	3

INDIVIDUAL DATA OUT OF POSSESSION



Mexico v Venezuela



Out of Possession



#	Player	Tackles Made / Won	Blocks	Interceptions	Pressing Direct	Pressing Indirect	Duels Won - Aerial	Duels Won - Physical	Possession Contests won	Clearances	Loose Ball Receptions	Pushing On	Pushing On into Pressing	Possession Regains	Possession Interrupted
1	BEDOLLA Paolo	0 / 0	0	0	0	0	0	0	0	0	3	0	0	5	0
4	NAVARRETE Luis	5 / 0	2	0	5	5	3	0	4	7	3	2	2	7	4
5	ROMERO Javen	7 / 0	2	3	11	4	1	0	1	4	12	4	3	3	5
6	MARTINEZ Isaac	3 / 0	2	0	8	3	1	0	2	3	8	1	1	4	3
7	LOMELI Brandon	7 / 0	2	1	10	8	2	0	2	4	7	13	5	5	4
9	CARRILLO Stephano	2 / 0	0	0	3	12	3	0	3	0	3	10	4	0	2
10	ALVAREZ Gael	3 / 0	3	0	3	8	0	0	0	0	4	8	6	1	1
11	BARAJAS Fidel	3 / 0	3	0	5	7	1	0	1	1	6	3	2	0	4
14	SANCHEZ Manuel	1 / 0	4	0	5	3	1	0	1	0	2	8	3	1	3
15	ORTIZ Luis	4 / 0	1	0	6	8	0	0	0	0	5	5	2	3	0
18	JIMENEZ Tahiel	0 / 0	1	0	2	5	0	0	0	3	0	4	1	4	0
8	URIAS Jose	0 / 0	1	0	1	4	0	0	0	2	8	1	0	0	1
17	FERNANDEZ DE LARA Adrian	0 / 0	0	0	2	0	0	0	0	1	0	0	0	1	0
19	LEVY Mateo	0 / 0	1	0	0	1	0	0	0	0	2	1	1	1	0
20	VALENZUELA Francisco	0 / 0	3	0	3	7	3	0	4	0	3	4	3	2	1

Out of Possession



#	Player	Tackles Made / Won	Blocks	Interceptions	Pressing Direct	Pressing Indirect	Duels Won - Aerial	Duels Won - Physical	Possession Contests won	Clearances	Loose Ball Receptions	Pushing On	Pushing On into Pressing	Possession Regains	Possession Interrupted
1	SANCHEZ Jorge	0 / 0	0	0	0	0	0	0	0	0	1	0	0	5	0
4	RAAP Yiandro	7 / 0	1	0	7	7	1	0	2	8	11	19	6	8	7
5	CORREA Jose	9 / 0	1	0	8	11	0	0	0	3	5	38	8	0	5
6	HIDALGO Rai	4 / 0	4	2	1	8	1	0	1	2	2	10	4	1	5
8	SEQUERA Giovanni	5 / 0	0	0	4	10	1	0	1	0	7	8	2	1	1
10	MARTINEZ David	1 / 0	1	0	1	6	0	0	0	0	4	8	3	0	0
11	ARANGO Juan	2 / 0	2	0	2	4	2	0	3	0	5	2	1	1	2
15	BORGO Angel	2 / 0	2	0	5	4	4	0	5	3	3	12	4	6	2
18	CICHERO Alejandro	2 / 0	0	0	1	28	1	0	1	0	2	11	7	0	0
20	BALBO Luis	4 / 0	3	1	2	5	1	1	2	9	7	23	5	3	5
21	PROFETA Nicola	6 / 0	2	0	7	10	1	0	2	5	6	13	8	6	5
2	IBARRA Pablo	1 / 0	1	0	3	0	0	0	0	0	0	2	2	0	1
3	SILVA Santiago	0 / 0	0	0	2	0	0	0	0	4	1	1	0	1	1
7	ROMERO Leenhan	2 / 0	1	0	2	8	0	0	0	2	0	11	6	0	2
9	REINOSO Lucciano	0 / 0	0	0	4	13	1	0	1	0	2	11	5	0	0
14	VEGAS Miguel	3 / 0	0	0	4	14	0	0	1	2	2	14	9	1	2

INDIVIDUAL DATA PHYSICAL



Mexico v Venezuela



Physical Data

Mexico



#	Player	Total Distance (m)	Zone 1: 0-7 km/h (m)	Zone 2: 7-15 km/h (m)	Zone 3: 15-20 km/h (m)	Zone 4: 20-25 km/h (m)	Zone 5: 25+ km/h (m)	High Speed Runs (Zone 4)	Sprints (Zone 5)	Top Speed (km/h)
1	BEDOLLA Paolo	4071.8	3025.0	850.6	144.5	51.7	0	17.0	5.0	25.1
4	NAVARRETE Luis	8609.7	3400.0	3813.2	897.1	365.9	133.4	86.0	25.0	30.9
5	ROMERO Javen	10453.3	3597.0	4771.9	1303.5	528.9	251.9	119.0	44.0	30.5
6	MARTINEZ Isaac	10600.0	4079.9	4271.8	1533.8	623.3	91.2	131.0	32.0	27.6
7	LOMELI Brandon	10831.7	3579.9	4920.8	1389.7	708.4	234.0	125.0	55.0	29.9
9	CARRILLO Stephano	9408.0	4200.7	3210.0	1195.8	569.2	231.4	108.0	47.0	30.2
10	ALVAREZ Gael	6442.3	2859.7	2062.8	841.4	430.3	248.0	73.0	34.0	32.5
11	BARAJAS Fidel	11035.3	4004.7	4816.9	1497.5	545.1	171.0	125.0	46.0	29.9
14	SANCHEZ Manuel	5334.6	1950.8	2157.3	784.2	351.5	90.7	72.0	28.0	31.5
15	ORTIZ Luis	11583.1	3578.0	6163.4	1351.8	382.2	107.7	102.0	28.0	29.5
18	JIMENEZ Tahiel	6597.2	2586.8	2701.5	960.6	303.5	45.5	83.0	23.0	28.8
8	URIAS Jose	4323.9	1460.2	1694.5	862.2	288.8	18.6	65.0	23.0	26.6
17	FERNANDEZ DE LARA Adrian	1509.9	513.5	556.7	324.9	73.1	41.7	19.0	6.0	29.7
19	LEVY Mateo	3741.3	1606.1	1559.8	365.9	162.4	47.1	33.0	11.0	31.1
20	VALENZUELA Francisco	5969.6	2112.6	2609.9	819.0	364.7	63.9	69.0	26.0	31.0

Physical Data



#	Player	Total Distance (m)	Zone 1: 0-7 km/h (m)	Zone 2: 7-15 km/h (m)	Zone 3: 15-20 km/h (m)	Zone 4: 20-25 km/h (m)	Zone 5: 25+ km/h (m)	High Speed Runs (Zone 4)	Sprints (Zone 5)	Top Speed (km/h)
1	SANCHEZ Jorge	4775.3	4024.6	621.7	110.8	18.1	0	20.0	2.0	22.1
4	RAAP Yiandro	9202.0	4307.5	3409.3	843.8	391.1	250.3	79.0	33.0	31.8
5	CORREA Jose	8152.5	2476.7	4057.5	1297.1	320.4	0	106.0	25.0	25.5
6	HIDALGO Rai	10455.9	3811.2	4695.8	1166.9	636.8	145.3	97.0	46.0	30.3
8	SEQUERA Giovanni	4646.2	1328.4	2115.0	662.1	395.9	145.4	61.0	33.0	30.4
10	MARTINEZ David	4786.1	2079.1	1692.8	578.6	334.1	101.5	43.0	24.0	33.1
11	ARANGO Juan	7633.2	2530.4	3605.9	774.0	555.7	167.9	77.0	36.0	31.8
15	BORGO Angel	8507.0	3994.9	3563.6	714.6	201.6	32.3	59.0	15.0	27.4
18	CICHERO Alejandro	7762.2	2846.4	3540.4	894.2	332.2	148.3	84.0	25.0	29.1
20	BALBO Luis	8916.1	3361.4	4050.6	852.4	441.3	210.4	79.0	32.0	31.0
21	PROFETA Nicola	11287.9	3223.8	5991.6	1585.9	357.8	128.7	128.0	29.0	30.1
2	IBARRA Pablo	635.4	266.0	251.4	85.5	32.4	0	6.0	2.0	24.3
3	SILVA Santiago	3585.1	1417.2	1154.8	670.4	230.9	111.9	55.0	23.0	30.6
7	ROMERO Leenhan	3399.7	1210.3	1101.5	546.0	404.9	137.0	48.0	26.0	32.2
9	REINOSO Lucciano	3110.4	1165.8	1054.1	412.8	380.7	97.4	45.0	23.0	30.3
14	VEGAS Miguel	5717.2	1789.5	2373.2	988.5	421.9	143.5	82.0	36.0	31.2

