



U-17 WORLD CUP
INDONESIA 2023



New Zealand 1 - 3 Germany

Group F - Match 24
15 November 2023
19:00 Kick Off

Si Jalak Harupat Stadium

POST MATCH SUMMARY REPORT

Match Summary - Teams



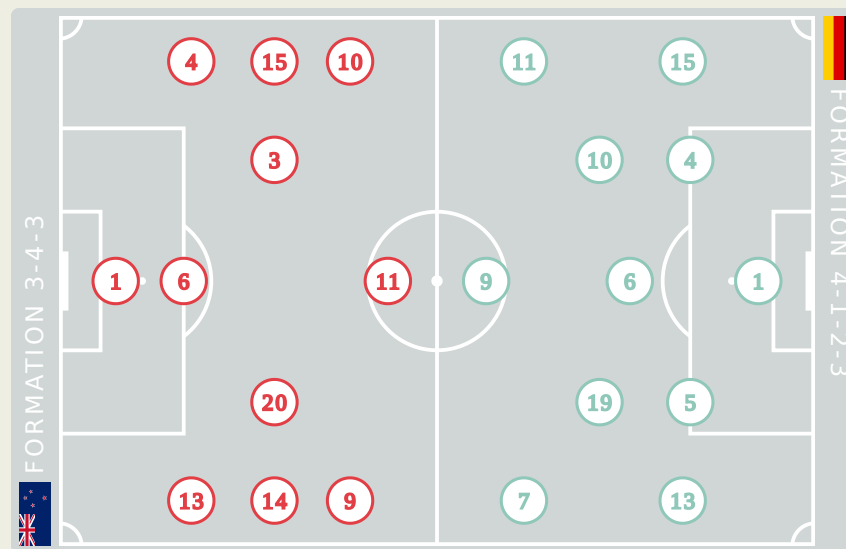
New Zealand

STARTING

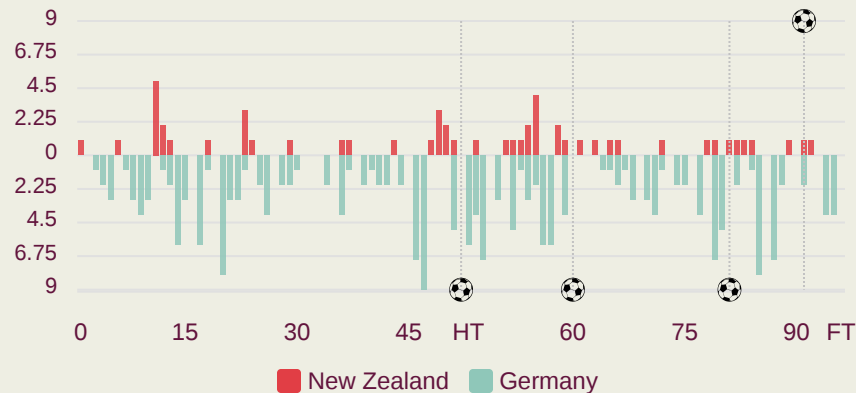
1	GK	FOORD Matt		
3	MF	LEULUAI Marley (C)	38'	↓ 87'
4	DF	COVENY Luka	35'	↓ 87'
6	DF	GARDINER Dylan		
9	FW	UKICH Stipe		↓ 77'
10	FW	WATSON Adam		90+1'
11	FW	SUPYK Luke		↓ 77'
13	DF	DUPONT Noah		
14	DF	MURPHY Nicholas		
15	DF	THOMPSON Athan		↓ 61'
20	MF	MITCHELL Luke		

SUBSTITUTES

12	GK	BROWN Joshua		
21	GK	McCARRON Eamonn		
2	DF	LEE Ryan		↑ 61'
5	DF	ISAAGO Anton		
7	FW	DHOTMAN DE VILLIERS Matt		
8	MF	DOMFEH Paris		↑ 87'
16	DF	EDWARDS Jesper		↑ 87'
17	FW	WALKER Nathan		↑ 77'
18	FW	SLOANE-RODRIGUES Gabriel		↑ 77'
19	MF	CASSIDY Anaru		



Distribution in the Final Third



Germany



STARTING

SCHMITT Max	GK	1		
↓ 77'	JELTSCH Finn	DF	4	
↓ 45'	DAL Maxim	DF	5	
11'	HARCHAOUI Fayssal	MF	6	
↓ 64'	⚽ 45+7'	BRUNNER Paris	FW	7
⚽ 60'	MOERSTEDT Max	FW	9	
	(C) DARVICH Noah	MF	10	
↓ 64'	HERRMANN Charles	MF	11	
	HENNIG Maximilian	DF	13	
	VON DER HITZ Justin	DF	15	
↓ 42'	OUEDRAOGO Assan	MF	19	

SUBSTITUTES

HEIDE Konstantin	GK	12		
BABATZ Louis	GK	21		
RUEGER Kurt	MF	2		
↑ 64'	KABAR Almugera	DF	3	
↑ 45'	HERWERTH Maximilian	DF	8	
↑ 77'	ODOGU David	DF	14	
	OSAWA Winners	MF	16	
	DA SILVA MOREIRA Eric	DF	17	
⚽ 81'	↑ 64'	YALCINKAYA Bilal	MF	18
↑ 42'	RAMSAK Robert	FW	20	

Match Summary - Key Statistics



New Zealand



Germany



Possession

Total	25.6%	10.4%	64%	Total
1	Goals			3
7 (2)	Attempts at Goal (On Target)			26 (7)
228 (152)	Total Passes (Complete)			553 (496)
67 %	Pass Completion %			90 %
40	Completed Line Breaks			99
1	Defensive Line Breaks			14
28	Receptions in the Final Third			181
8	Crosses			34
12	Ball Progressions			33
240 (61)	Defensive Pressures Applied (Direct Pressures)			118 (53)
49	Forced Turnovers			39
51	Second Balls			84
117.2 km	Total Distance Covered			108.9 km
7.1 km	Zone 4 - Low Speed Sprinting: 20-25 km/h			5.2 km



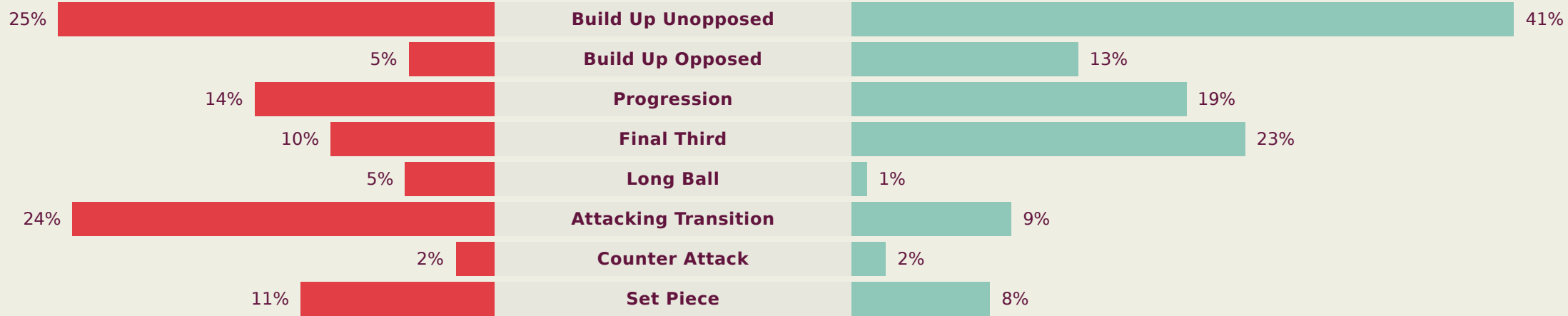
New Zealand

Phases of Play

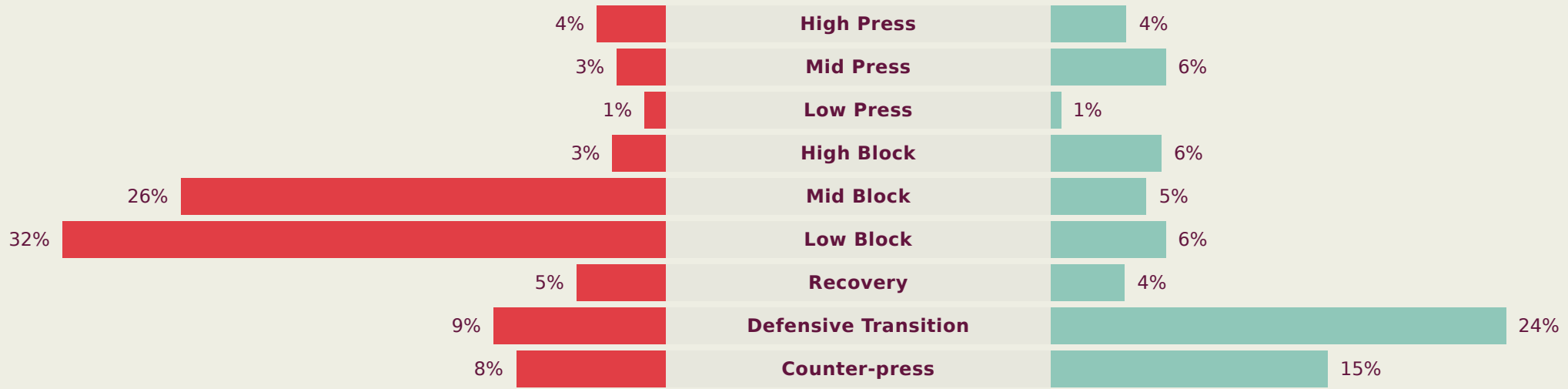
Germany



IN POSSESSION



OUT OF POSSESSION



IN POSSESSION

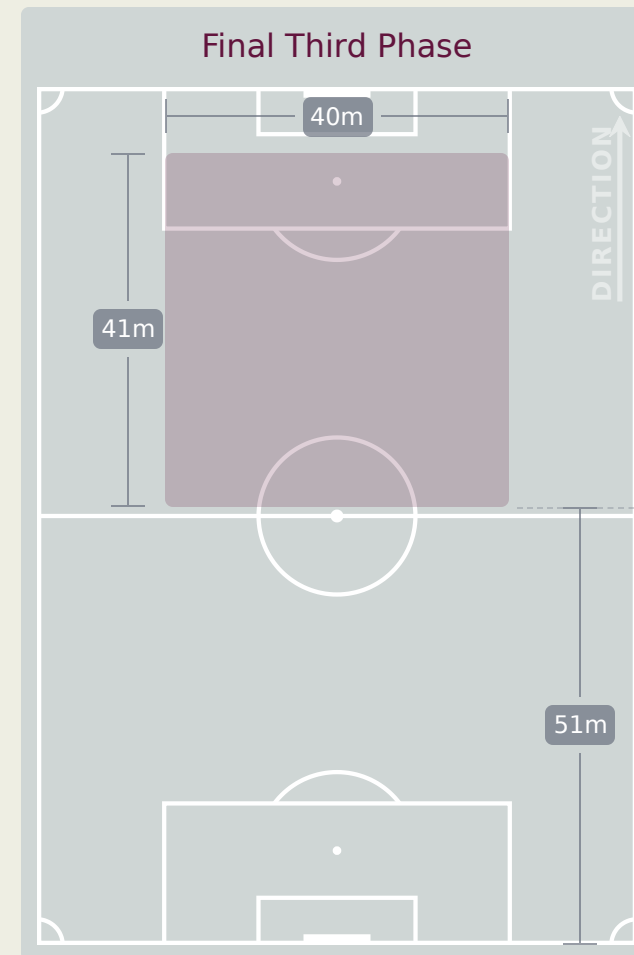
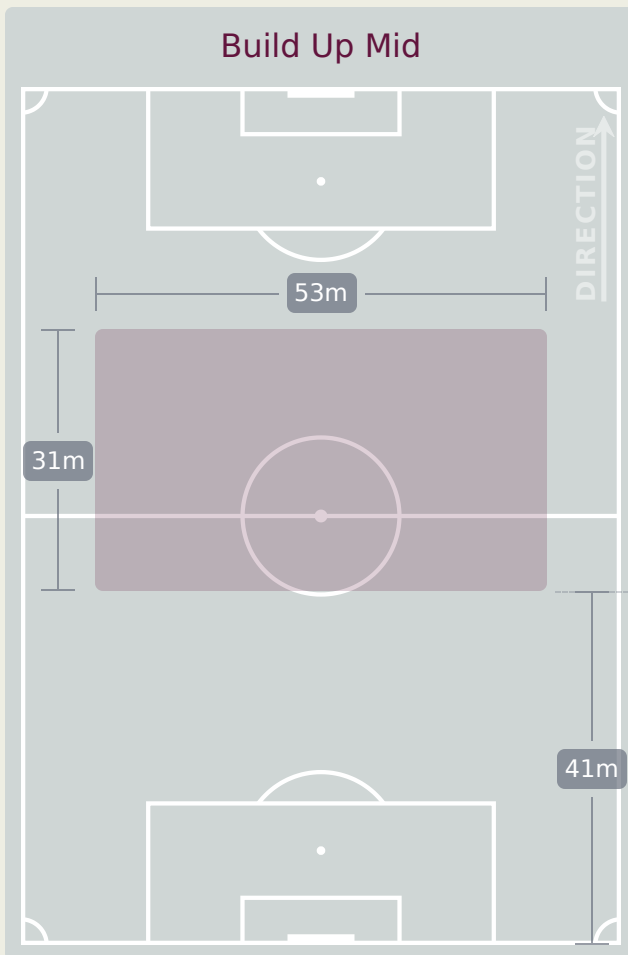
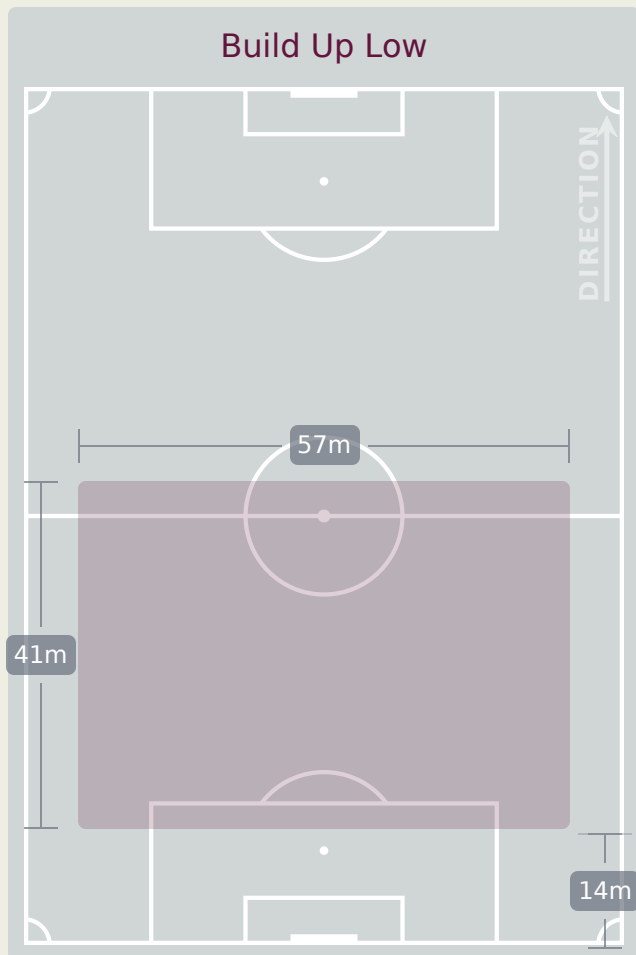


New Zealand v Germany

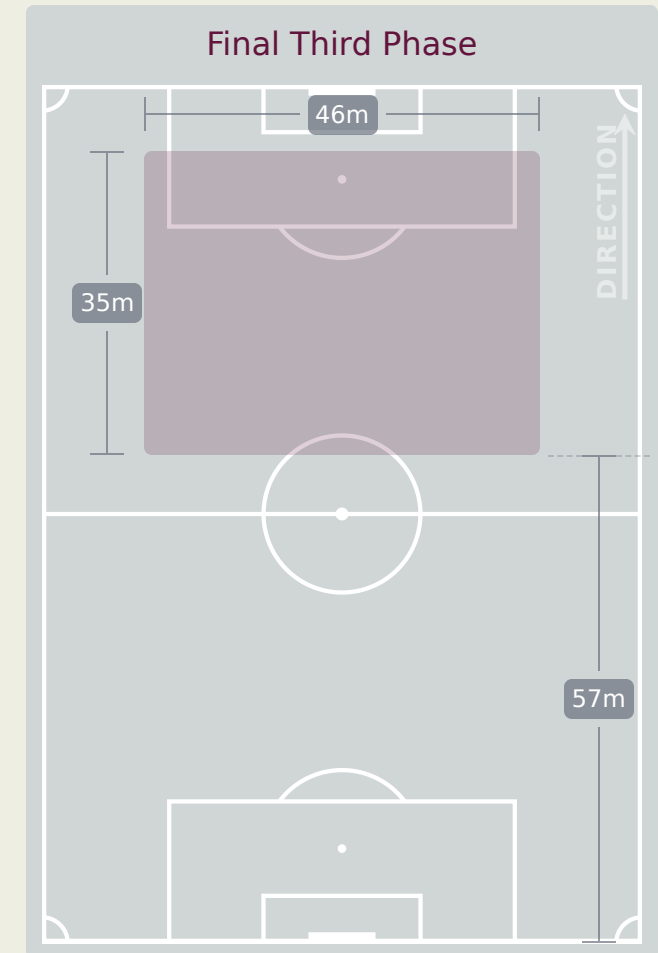
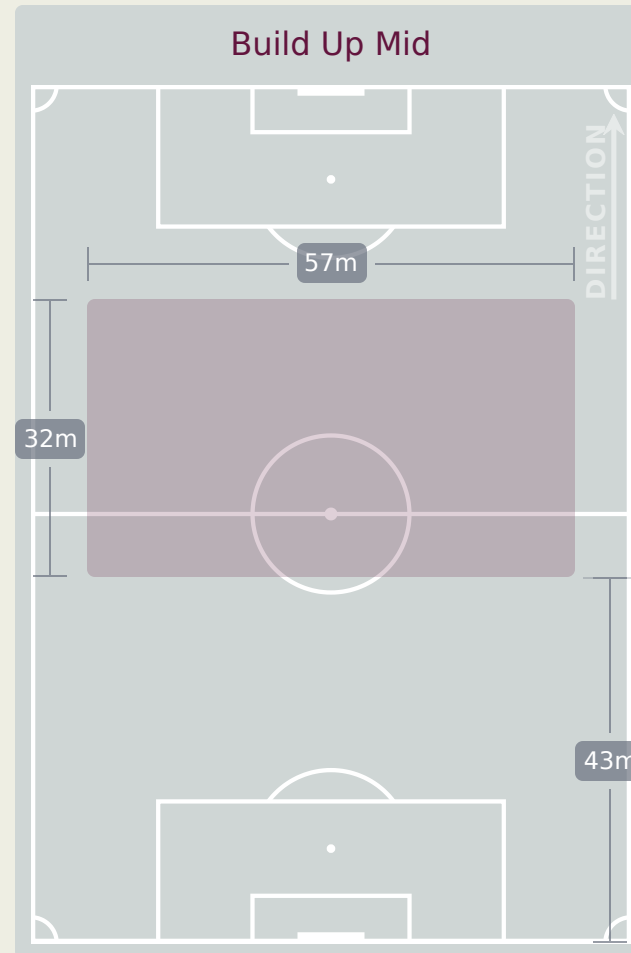
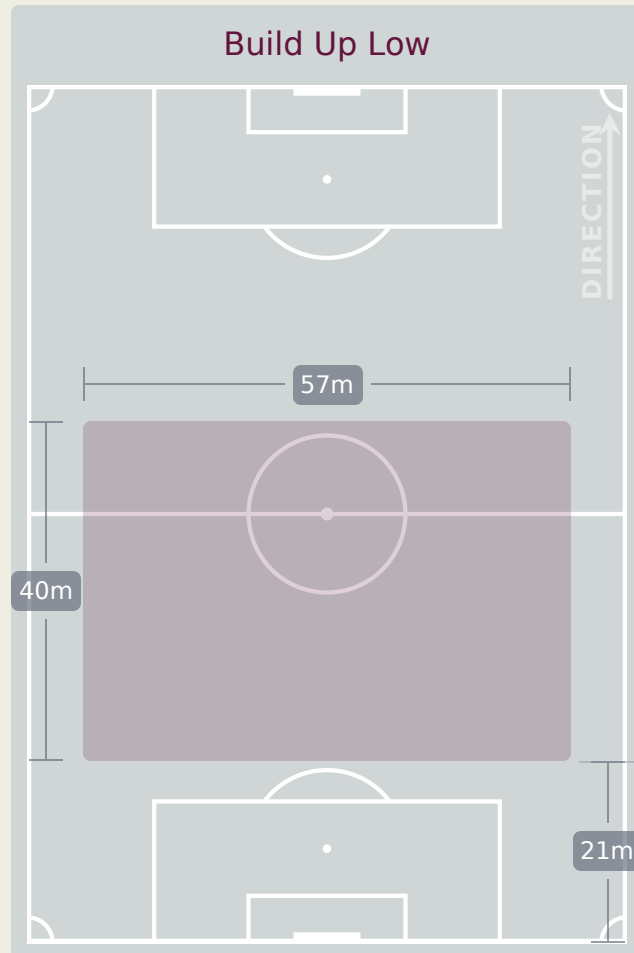


In Possession Line Height & Team Length

New Zealand



In Possession Line Height & Team Length



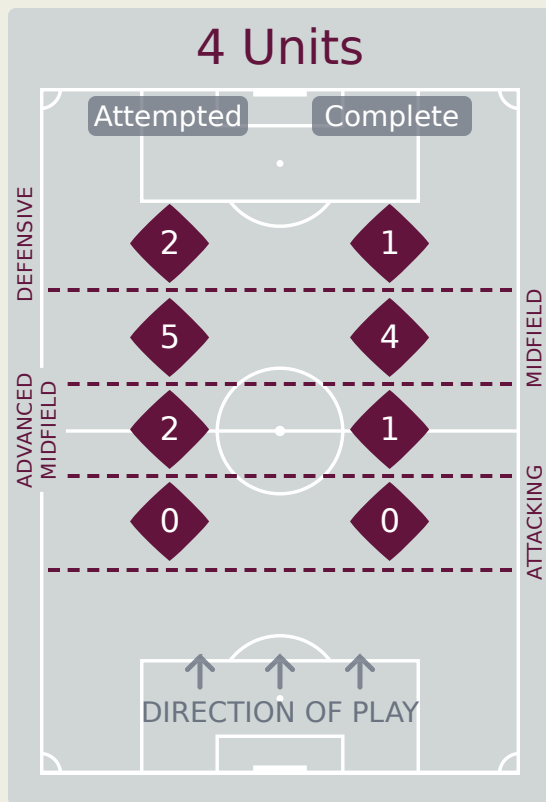
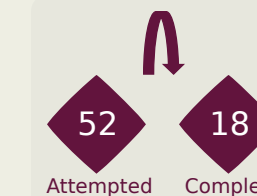
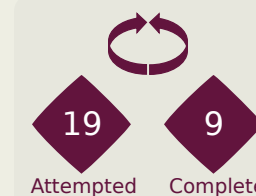
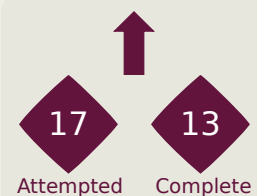
Line Breaks



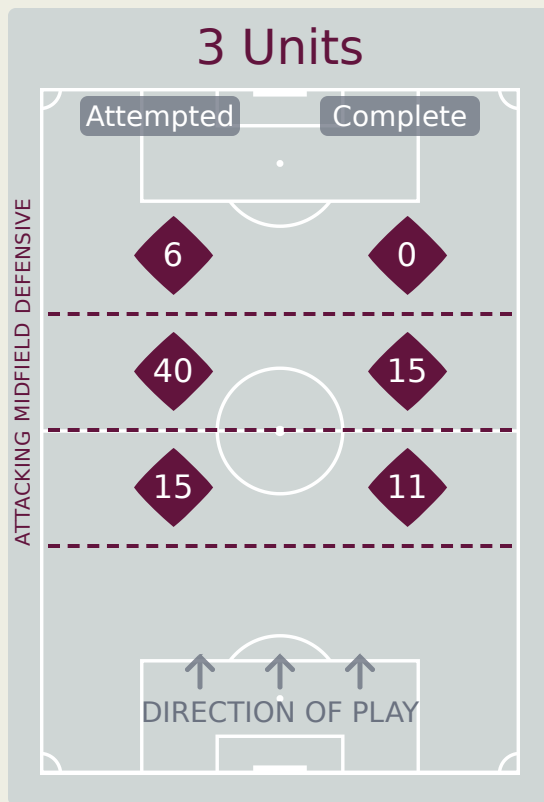
New Zealand

Attempted Line Breaks

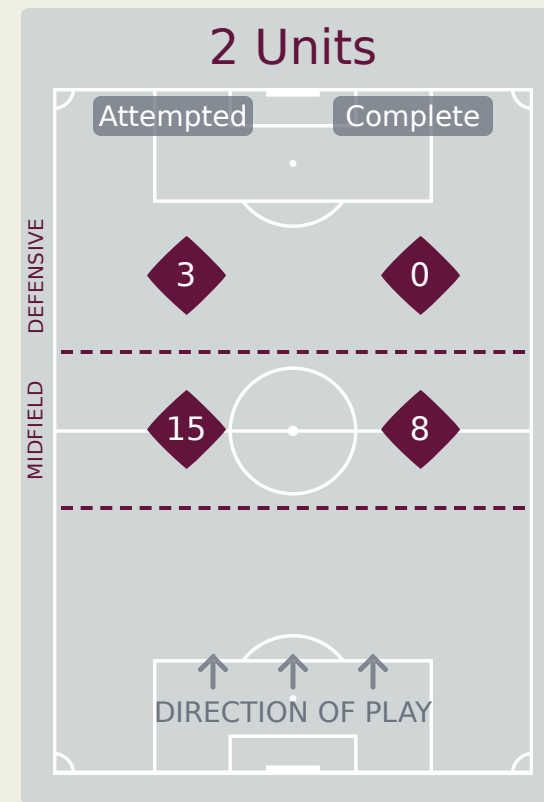
88



Attempted Line Breaks	9
Inside Shape	4
Outside Shape	5



Attempted Line Breaks	61
Inside Shape	52
Outside Shape	9



Attempted Line Breaks	18
Inside Shape	17
Outside Shape	1

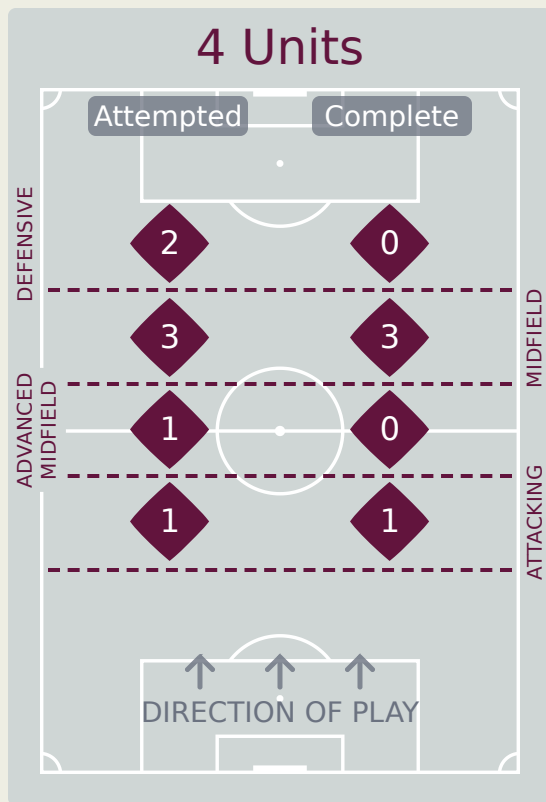
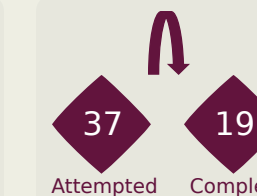
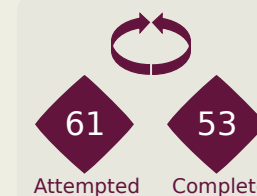
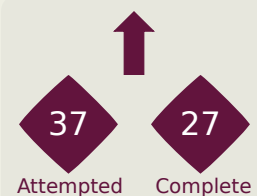
Line Breaks



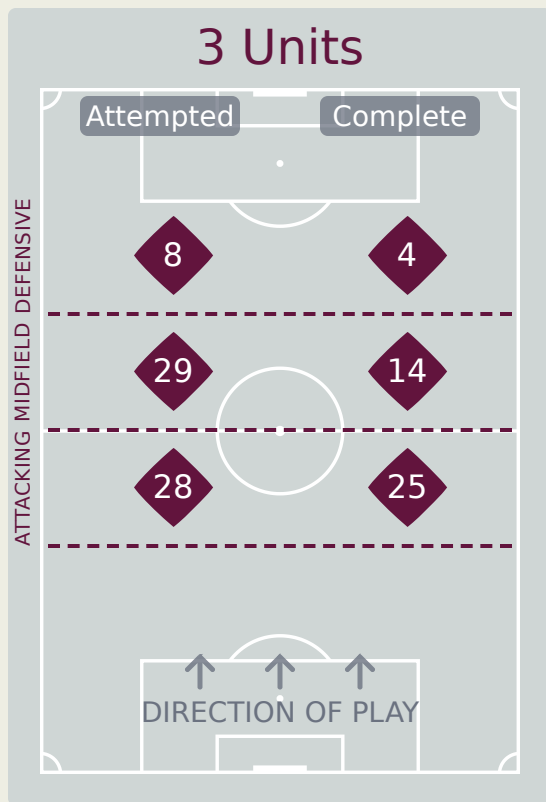
Germany

Attempted Line Breaks

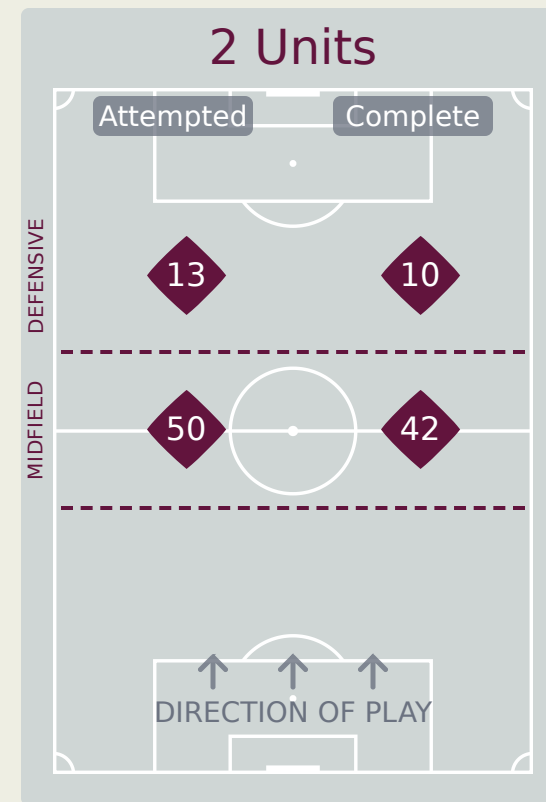
135



Attempted Line Breaks	7
Inside Shape	2
Outside Shape	5



Attempted Line Breaks	65
Inside Shape	31
Outside Shape	34



Attempted Line Breaks	63
Inside Shape	29
Outside Shape	34

Line Breaks



					4 Units				3 Units			2 Units		Direction			Distribution Type		
#	Player	Line Breaks Attempted	Line Breaks Completed	Line Break Completion %	Attacking Line	Attacking Midfield Line	Midfield Line	Defensive Line	Attacking Line	Midfield Line	Defensive Line	Midfield Line	Defensive Line	Through	Around	Over	Pass	Cross	Ball Progression
1	SCHMITT Max	6	4	66%	1	0	0	0	2	3	0	0	0	1	0	5	6	0	0
4	JELTSCH Finn	26	21	80%	0	0	0	1	12	5	0	8	0	6	11	9	24	0	2
5	DAL Maxim	7	5	71%	0	0	0	0	2	2	0	2	1	3	3	1	7	0	0
6	HARCHAOUI Fayssal	27	25	92%	0	0	0	0	6	4	1	14	2	6	17	4	26	0	1
7	BRUNNER Paris	1	1	100%	0	0	1	0	0	0	0	0	0	0	0	1	1	0	0
9	MOERSTEDT Max	2	1	50%	0	0	1	0	0	0	0	0	1	2	0	0	2	0	0
10	DARVICH Noah	12	10	83%	0	0	0	0	0	3	0	6	3	4	5	3	12	0	0
11	HERRMANN Charles	5	2	40%	0	0	1	1	0	0	1	1	1	3	2	0	2	1	2
13	HENNIG Maximilian	11	9	81%	0	0	0	0	0	3	0	7	1	1	9	1	10	0	1
15	VON DER HITZ Justin	15	7	46%	0	0	0	0	0	5	3	3	4	3	7	5	9	3	3
19	OUEDRAOGO Assan	1	1	100%	0	0	0	0	0	0	1	0	0	1	0	0	1	0	0
3	KABAR Almugera	6	5	83%	0	0	0	0	0	0	1	5	0	2	2	2	6	0	0
8	HERWERTH Maximilian	10	6	60%	0	1	0	0	4	2	0	3	0	2	5	3	10	0	0
14	ODOGU David	2	0	0%	0	0	0	0	1	1	0	0	0	0	0	2	2	0	0
18	YALCINKAYA Bilal	2	2	100%	0	0	0	0	1	0	0	1	0	2	0	0	2	0	0
20	RAMSAK Robert	2	0	0%	0	0	0	0	0	1	1	0	0	1	0	1	2	0	0

Passing Networks



#	Passes From ↓ to →	FOORD Matt	LEULUAI Marley	COVENY Luka	GARDINER Dylan	UKICH Stipe	WATSON Adam	SUPYK Luke	DUPONT Noah	MURPHY Nicholas	THOMPSON Athan	MITCHELL Luke	LEE Ryan	DOMFEH Paris	EDWARDS Jesper	WALKER Nathan	SLOANE-RODRIGUES Gabriel
1	FOORD Matt	0	0	11	1	0	1	1	12	0	0	0	0	0	0	0	0
3	LEULUAI Marley	0	0	1	1	0	0	2	1	1	0	4	0	0	0	0	0
4	COVENY Luka	2	0	0	7	0	0	0	4	0	3	0	3	0	0	0	0
6	GARDINER Dylan	1	1	7	0	0	1	0	6	0	0	1	0	0	1	0	0
9	UKICH Stipe	0	1	0	0	0	0	0	2	0	0	0	0	0	0	0	0
10	WATSON Adam	0	1	0	1	1	0	1	1	0	4	2	0	0	0	2	0
11	SUPYK Luke	0	1	0	0	2	1	0	0	0	0	0	0	0	0	0	0
13	DUPONT Noah	2	2	1	2	3	0	2	0	3	1	0	0	0	0	1	0
14	MURPHY Nicholas	0	0	0	0	0	1	1	1	0	0	2	0	0	0	0	0
15	THOMPSON Athan	0	1	0	0	0	1	1	0	0	0	0	0	0	0	0	0
20	MITCHELL Luke	0	2	0	1	1	0	0	2	3	0	0	1	0	0	1	0
2	LEE Ryan	0	1	2	0	0	2	0	0	0	0	1	0	0	0	0	0
8	DOMFEH Paris	0	0	0	0	0	0	0	0	0	0	0	0	0	0	0	0
16	EDWARDS Jesper	0	0	0	0	0	0	0	0	0	0	0	0	0	0	0	0
17	WALKER Nathan	0	0	0	0	0	1	0	0	0	0	0	0	0	0	0	0
18	SLOANE-RODRIGUES Gabriel	0	0	0	0	0	0	0	0	0	0	0	0	0	0	0	0

Top 5 Player to Player Passers		
Player	Passed To	% of Total Team Passes
FOORD Matt	DUPONT Noah	8.8%
FOORD Matt	COVENY Luka	8.1%
COVENY Luka	GARDINER Dylan	5.1%
GARDINER Dylan	COVENY Luka	5.1%
GARDINER Dylan	DUPONT Noah	4.4%

Passing Networks


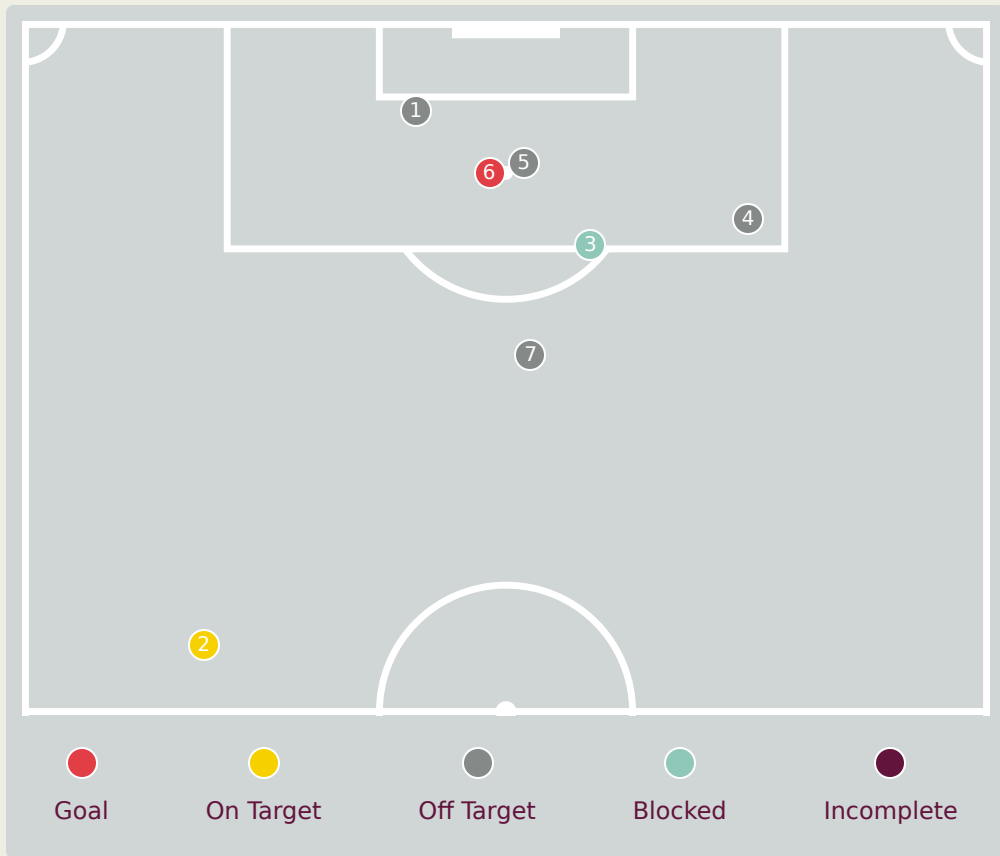


#	Passes From ↓ to →	SCHMITT Max	JELTSCH Finn	DAL Maxim	HARCHAOUI Fayssal	BRUNNER Paris	MOERSTEDT Max	DARVICH Noah	HERRMANN Charles	HENNIG Maximilian	VON DER HITZ Justin	OUEDRAOGO Assan	KABAR Almugera	HERWERTH Maximilian	ODOGU David	YALCINKAYA Bilal	RAMSAK Robert
1	SCHMITT Max	10	9	5	7	0	0	3	0	1	6	0	1	5	2	1	0
4	JELTSCH Finn	4	10	12	13	0	2	1	4	8	20	1	2	6	0	0	0
5	DAL Maxim	3	12	10	2	0	0	0	1	7	1	4	0	0	0	0	0
6	HARCHAOUI Fayssal	3	8	1	10	1	1	9	4	3	20	3	6	2	4	2	0
7	BRUNNER Paris	0	0	0	0	10	1	2	2	3	0	1	0	0	0	0	1
9	MOERSTEDT Max	0	1	0	2	2	10	2	0	1	1	0	1	0	0	1	0
10	DARVICH Noah	1	1	1	7	0	2	10	3	3	9	0	0	3	0	0	2
11	HERRMANN Charles	0	2	0	2	0	1	1	10	0	4	1	0	0	0	0	0
13	HENNIG Maximilian	4	4	5	3	7	2	1	0	10	0	3	2	6	0	0	4
15	VON DER HITZ Justin	3	13	0	13	0	1	8	3	1	10	0	0	3	3	2	0
19	OUEDRAOGO Assan	0	3	7	1	0	0	0	1	1	1	10	0	0	0	0	0
3	KABAR Almugera	0	0	0	3	0	1	1	0	2	1	0	10	7	0	1	0
8	HERWERTH Maximilian	4	11	0	2	0	1	2	0	7	1	0	4	10	3	1	3
14	ODOGU David	4	0	0	2	0	0	0	0	0	3	0	2	1	10	0	0
18	YALCINKAYA Bilal	0	0	0	1	0	0	2	0	0	2	0	0	1	0	10	1
20	RAMSAK Robert	0	0	0	1	0	1	2	0	5	1	0	1	1	0	0	10

Top 5 Player to Player Passers		
Player	Passed To	% of Total Team Passes
JELTSCH Finn	VON DER HITZ Justin	4.3%
HARCHAOUI Fayssal	VON DER HITZ Justin	4.3%
JELTSCH Finn	HARCHAOUI Fayssal	2.8%
VON DER HITZ Justin	JELTSCH Finn	2.8%
VON DER HITZ Justin	HARCHAOUI Fayssal	2.8%

Attempts at Goal

New Zealand



Key	Outcome	Shots
●	Goals	1
●	On Target	1
●	Off Target	4
●	Blocked	1
●	Incomplete	0

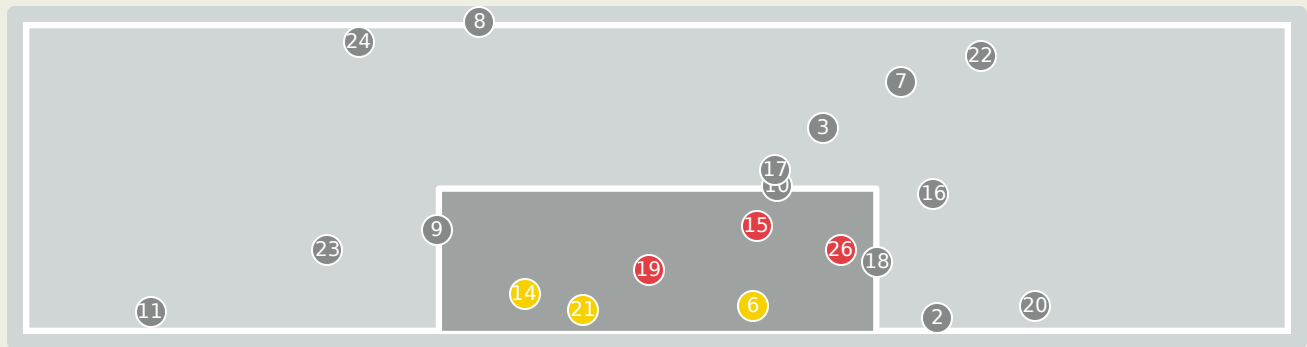
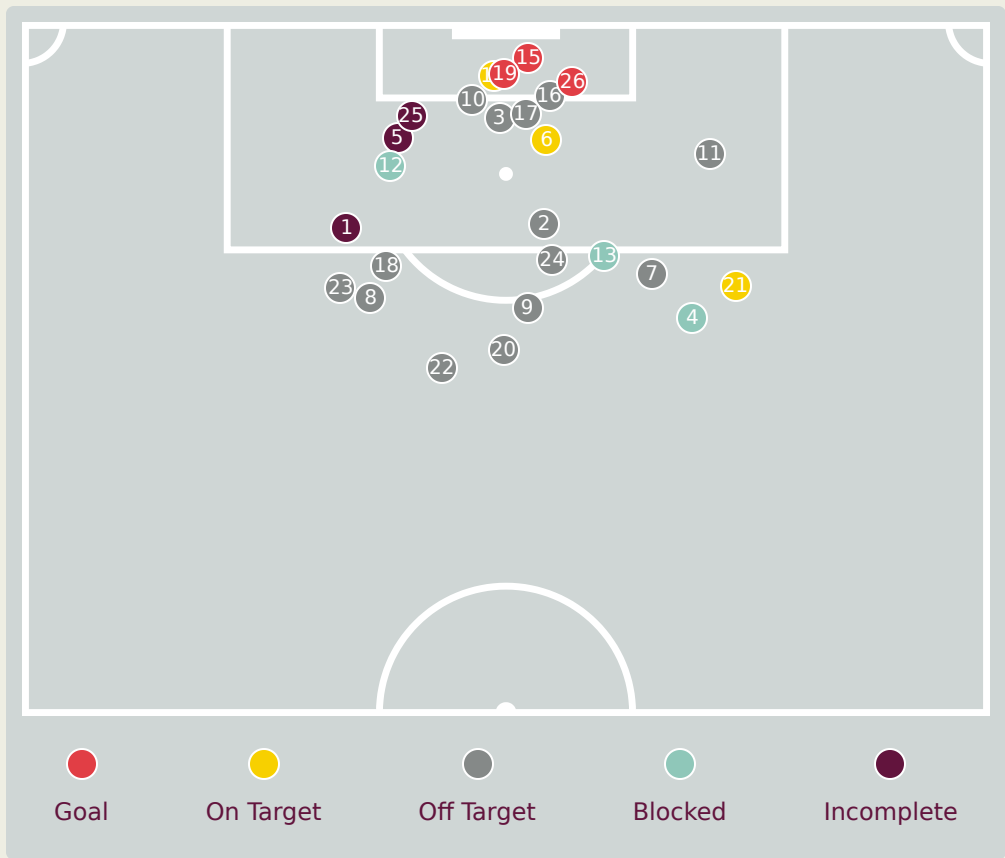
Attempts at Goal






New Zealand



Time	Player	Outcome	Body Part	Delivery Type
6	13 DUPONT Noah	Off Target	Head	Freekick
17	11 SUPYK Luke	On Target - Saved	Left Foot	Pass
24	11 SUPYK Luke	Incomplete - Blocked	Left Foot	Other
26	9 UKICH Stipe	Off Target	Right Foot	Tackle
63	13 DUPONT Noah	Off Target	Head	Freekick
90	10 WATSON Adam	On Target - Goal	Right Foot	Penalty
95	10 WATSON Adam	Off Target	Right Foot	Pass

Attempts at Goal



Key	Outcome	Shots
	Goals	3
	On Target	3
	Off Target	14
	Blocked	3
	Incomplete	3

Germany



Attempts at Goal

Time	Player	Outcome	Body Part	Delivery Type
1	19 OUEDRAOGO Assan	Deflected On Target - Defensive Event	Right Foot	Pass
4	9 MOERSTEDT Max	Deflected Off Target - Defensive Event	Right Foot	Loose Ball
13	7 BRUNNER Paris	Off Target	Head	Cross
21	11 HERRMANN Charles	Incomplete - Blocked	Left Foot	Pass
22	7 BRUNNER Paris	Incomplete - Player On Ball Error	Right Foot	Pass
22	10 DARVICH Noah	On Target - Saved	Left Foot	Loose Ball
27	7 BRUNNER Paris	Off Target	Right Foot	Loose Ball
28	11 HERRMANN Charles	Off Target	Left Foot	Pass
31	10 DARVICH Noah	Off Target	Left Foot	Freekick
36	7 BRUNNER Paris	Off Target	Head	Freekick
41	9 MOERSTEDT Max	Deflected Off Target - Defensive Event	Right Foot	Pass
44	20 RAMSAK Robert	Incomplete - Blocked	Right Foot	Pass
51	11 HERRMANN Charles	Incomplete - Blocked	Left Foot	Pass
51	7 BRUNNER Paris	On Target - Saved	Left Foot	Cross
51	7 BRUNNER Paris	On Target - Goal	Head	Other
57	9 MOERSTEDT Max	Deflected Off Target - Defensive Event	Head	Cross
57	8 HERWERTH Maximilian	Off Target	Head	Corner

Attempts at Goal

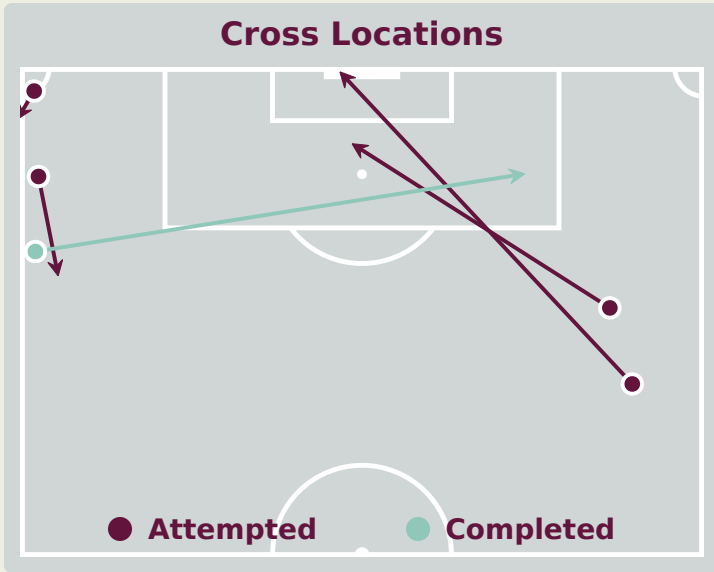


Time	Player	Outcome	Body Part	Delivery Type
59	7 BRUNNER Paris	Deflected Off Target - Defensive Event	Right Foot	Loose Ball
59	9 MOERSTEDT Max	On Target - Goal	Right Foot	Cross
61	10 DARVICH Noah	Off Target	Left Foot	Other
66	18 YALCINKAYA Bilal	On Target - Saved	Left Foot	Pass
70	10 DARVICH Noah	Off Target	Right Foot	Freekick
75	3 KABAR Almugera	Off Target	Left Foot	Pass
77	10 DARVICH Noah	Off Target	Left Foot	Loose Ball
80	9 MOERSTEDT Max	Incomplete	Head	Pass
80	18 YALCINKAYA Bilal	On Target - Goal	Right Foot	Other

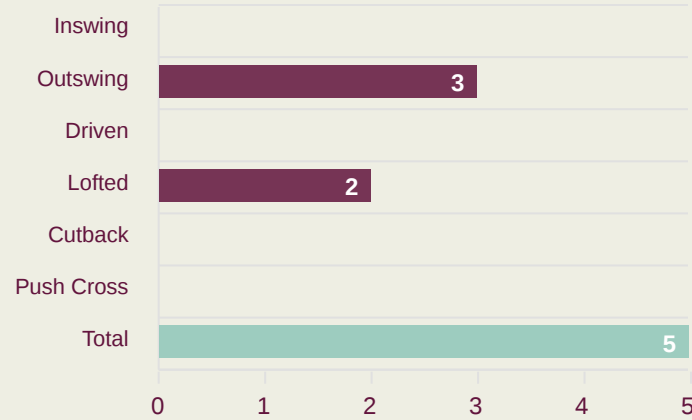
New Zealand



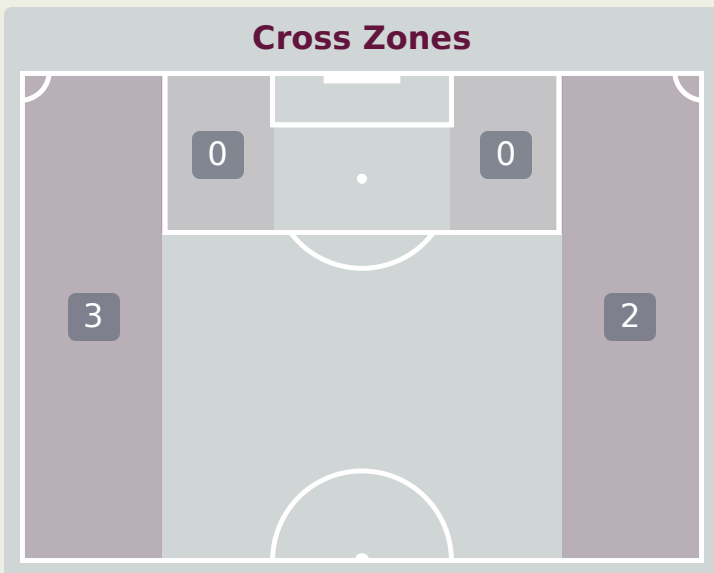
Crosses (Open Play)



Delivery Type



#	Player	Inswing	Outswing	Driven	Lofted	Cutback	Push Cross	Total Attempted
1	FOORD Matt	0	0	0	0	0	0	0
3	LEULUAI Marley	0	0	0	0	0	0	0
4	COVENY Luka	0	0	0	0	0	0	0
6	GARDINER Dylan	0	0	0	1	0	0	1
9	UKICH Stipe	0	0	0	0	0	0	0
10	WATSON Adam	0	1	0	0	0	0	1
11	SUPYK Luke	0	0	0	0	0	0	0
13	DUPONT Noah	0	0	0	0	0	0	0
14	MURPHY Nicholas	0	0	0	1	0	0	1
15	THOMPSON Athan	0	2	0	0	0	0	2
20	MITCHELL Luke	0	0	0	0	0	0	0
2	LEE Ryan	0	0	0	0	0	0	0
8	DOMFEH Paris	0	0	0	0	0	0	0
16	EDWARDS Jesper	0	0	0	0	0	0	0
17	WALKER Nathan	0	0	0	0	0	0	0
18	SLOANE-RODRIGUES Gabriel	0	0	0	0	0	0	0



Attempted

5

Completed

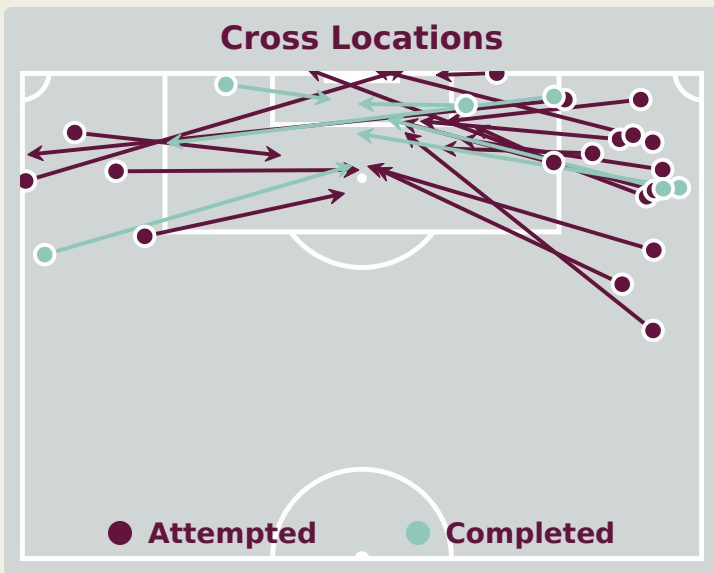
1

Most Crosses Attempted

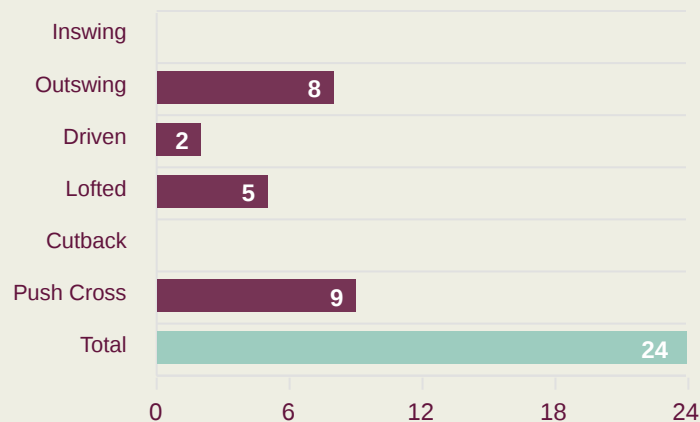
2

THOMPSON Athan
LEFT MIDFIELD

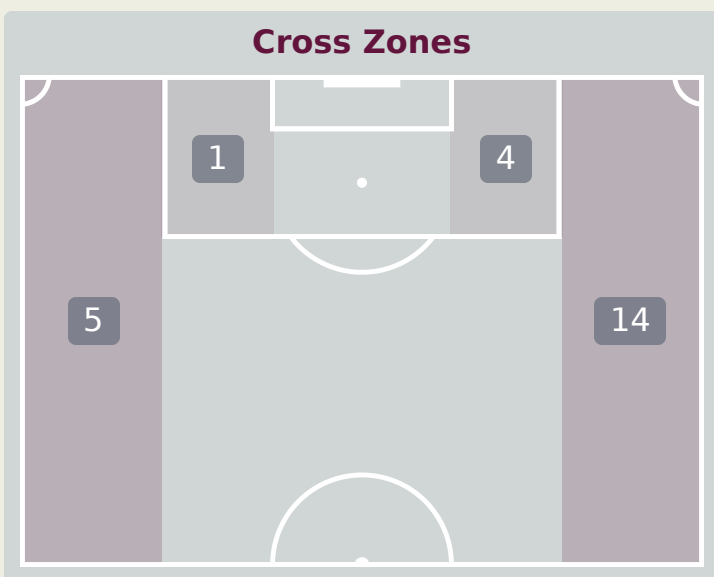
Crosses (Open Play)



Delivery Type



#	Player	Inswing	Outswing	Driven	Lofted	Cutback	Push Cross	Total Attempted
1	SCHMITT Max	0	0	0	0	0	0	0
4	JELTSCH Finn	0	0	0	0	0	0	0
5	DAL Maxim	0	0	0	0	0	0	0
6	HARCHAOUI Fayssal	0	0	0	0	0	0	0
7	BRUNNER Paris	0	0	0	0	0	0	0
9	MOERSTEDT Max	0	0	0	0	0	1	1
10	DARVICH Noah	0	0	0	0	0	1	1
11	HERRMANN Charles	0	0	0	1	0	0	1
13	HENNIG Maximilian	0	0	2	2	0	2	6
15	VON DER HITZ Justin	0	8	0	1	0	5	14
19	OUEDRAOGO Assan	0	0	0	0	0	0	0
3	KABAR Almugera	0	0	0	0	0	0	0
8	HERWERTH Maximilian	0	0	0	0	0	0	0
14	ODOGU David	0	0	0	0	0	0	0
18	YALCINKAYA Bilal	0	0	0	1	0	0	1
20	RAMSAK Robert	0	0	0	0	0	0	0



Attempted

24

Completed

6

Most Crosses Attempted

14

VON DER HITZ Justin
RIGHT BACK

Offering to Receive

New Zealand



135

Total Offers Made

28

Total Offers Received

Most Offers

26

UKICH Stipe
RIGHT WINGER

55

Offers Made in Final Third

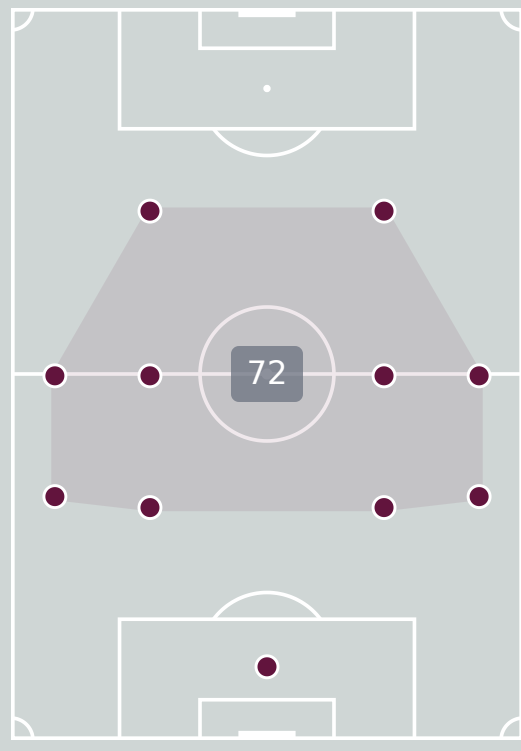
53

Offers Made in Middle Third

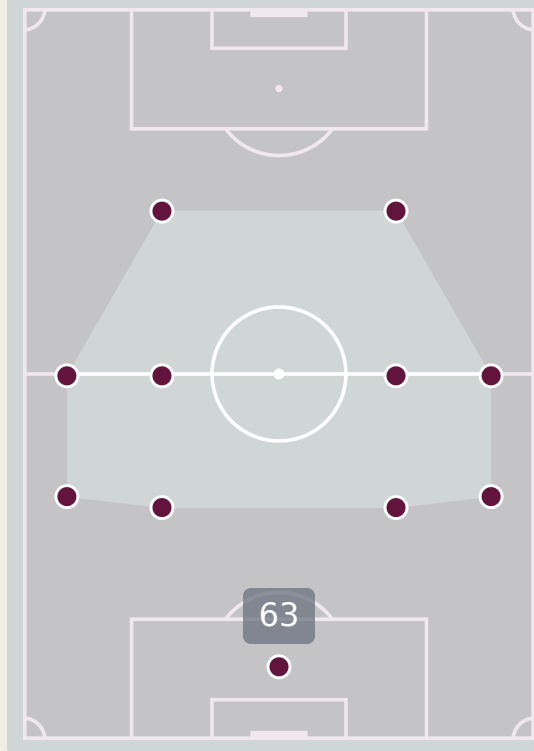
27

Offers Made in Defensive Third

Offers Made Inside Shape



Offers Made Outside Shape



#	Player	Offers Made	Offers Received	% Made & Received
1	FOORD Matt	2	0	0%
3	LEULUAI Marley	7	0	0%
4	COVENY Luka	2	2	100%
6	GARDINER Dylan	3	1	33.3%
9	UKICH Stipe	26	4	15.4%
10	WATSON Adam	14	6	42.9%
11	SUPYK Luke	15	1	6.7%
13	DUPONT Noah	1	1	100%
14	MURPHY Nicholas	14	2	14.3%
15	THOMPSON Athan	10	4	40%
20	MITCHELL Luke	17	4	23.5%
2	LEE Ryan	9	1	11.1%
8	DOMFEH Paris	0	0	0%
16	EDWARDS Jesper	1	0	0%
17	WALKER Nathan	8	2	25%
18	SLOANE-RODRIGUES Gabriel	6	0	0%

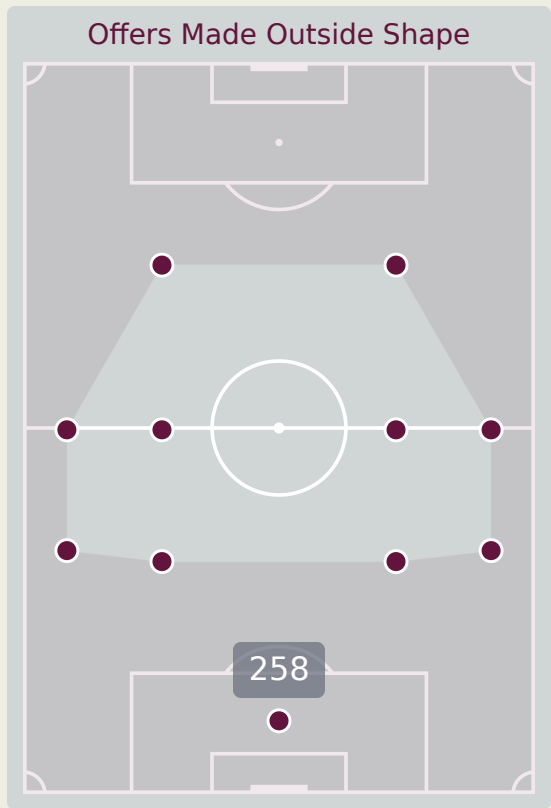
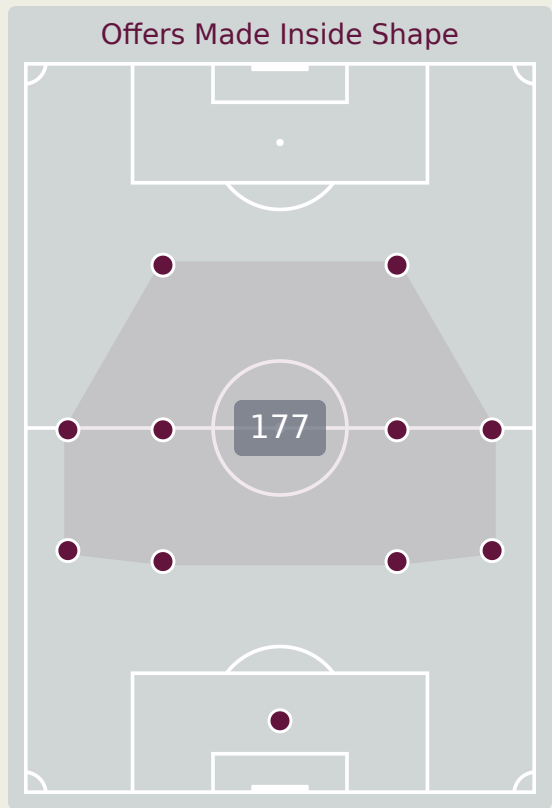
Offering to Receive

435
Total Offers Made

142
Total Offers Received

Most Offers
99
VON DER HITZ Justin
RIGHT BACK

265
Offers Made in Final Third



131
Offers Made in Middle Third

39
Offers Made in Defensive Third

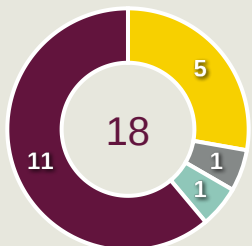
#	Player	Offers Made	Offers Received	% Made & Received
1	SCHMITT Max	6	1	16.7%
4	JELTSCH Finn	7	1	14.3%
5	DAL Maxim	5	5	100%
6	HARCHAOUI Fayssal	26	22	84.6%
7	BRUNNER Paris	42	4	9.5%
9	MOERSTEDT Max	36	6	16.7%
10	DARVICH Noah	81	23	28.4%
11	HERRMANN Charles	21	9	42.9%
13	HENNIG Maximilian	36	15	41.7%
15	VON DER HITZ Justin	99	31	31.3%
19	OUEDRAOGO Assan	9	4	44.4%
3	KABAR Almugera	15	5	33.3%
8	HERWERTH Maximilian	11	8	72.7%
14	ODOGU David	2	0	0%
18	YALCINKAYA Bilal	21	5	23.8%
20	RAMSAK Robert	18	3	16.7%

New Zealand

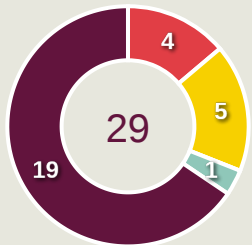
Movement to Receive

Movement Types by Phase

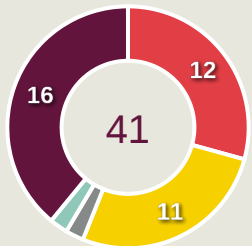
Final Third Phase



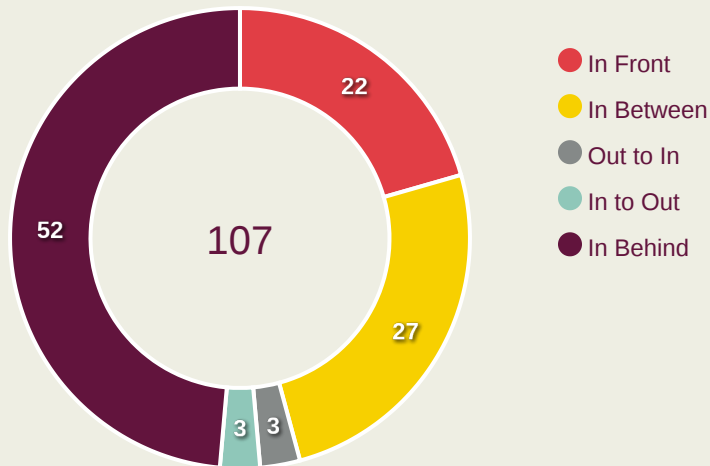
Progression Phase



Build Up Phase



All Movement Types

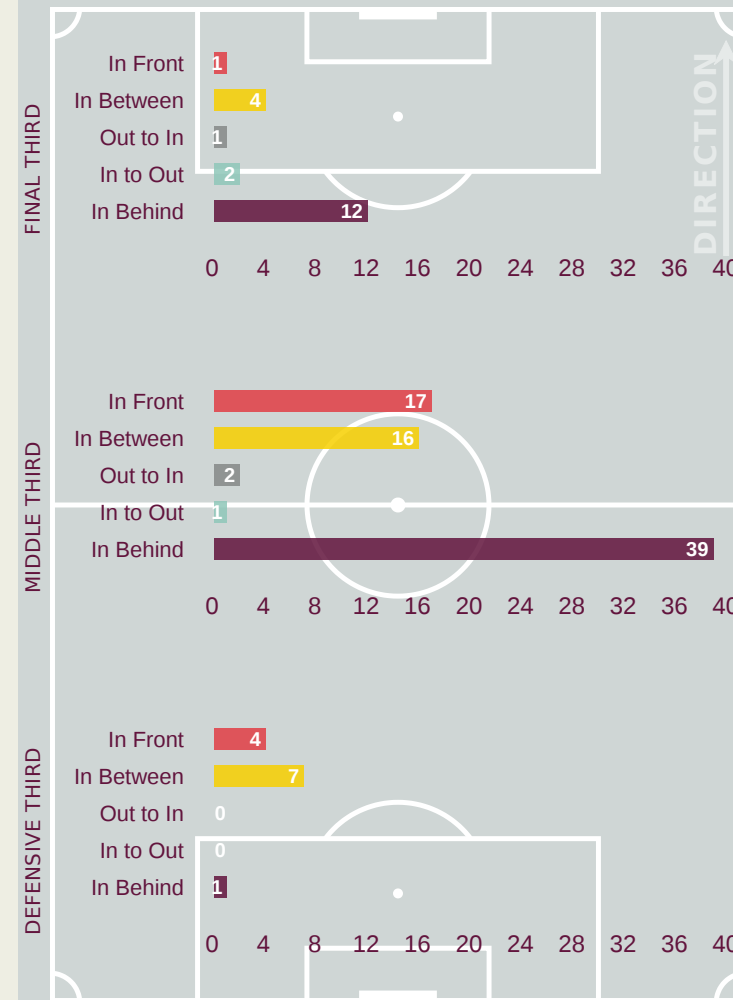


- In Front
- In Between
- Out to In
- In to Out
- In Behind

Top Ranked Players

Type	Player	Movements
In Front	9 UKICH Stipe	5
In Between	10 WATSON Adam	9
Out to In	3 LEULUAI Marley	2
In to Out	9 UKICH Stipe	1
In Behind	11 SUPYK Luke	14

Movement Types Pitch Third



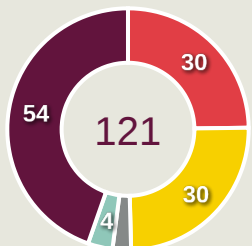
Germany



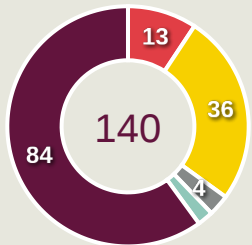
Movement to Receive

Movement Types by Phase

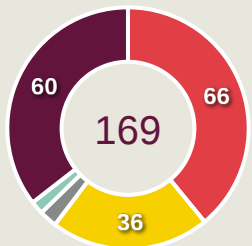
Final Third Phase



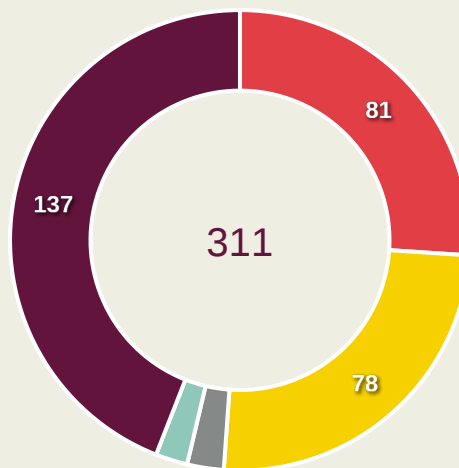
Progression Phase



Build Up Phase



All Movement Types

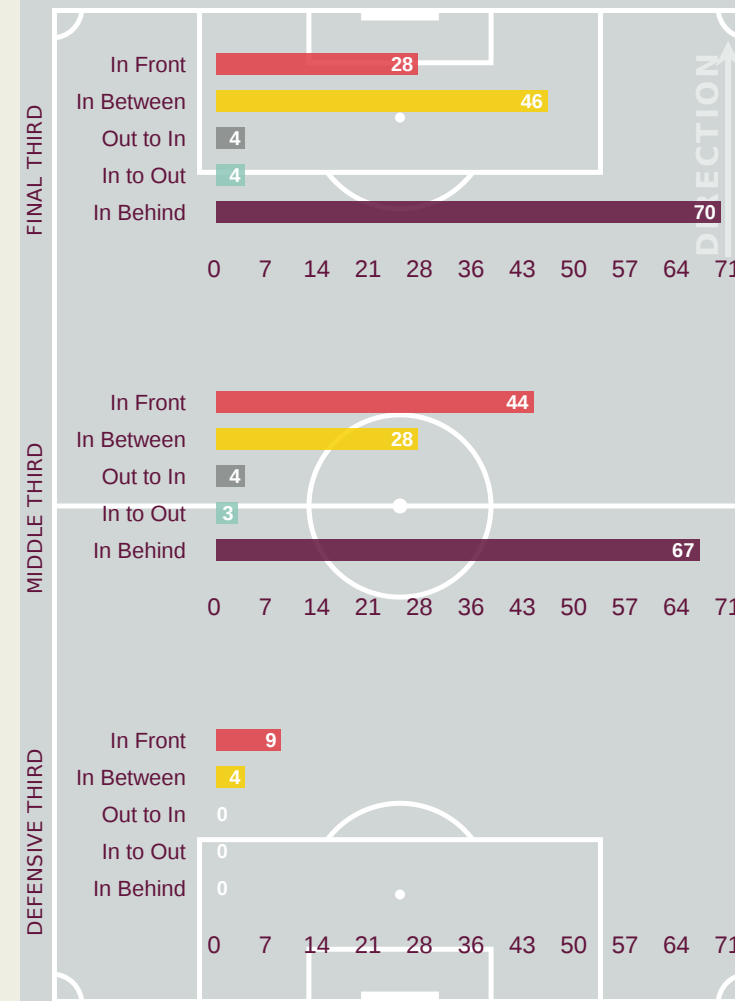


- In Front
- In Between
- Out to In
- In to Out
- In Behind

Top Ranked Players

Type	Player	Movements
In Front	15 VON DER HITZ Justin	25
In Between	10 DARVICH Noah	23
Out to In	11 HERRMANN Charles	2
In to Out	10 DARVICH Noah	3
In Behind	7 BRUNNER Paris	26

Movement Types Pitch Third



OUT OF POSSESSION



U-17 WORLD CUP
INDONESIA 2023

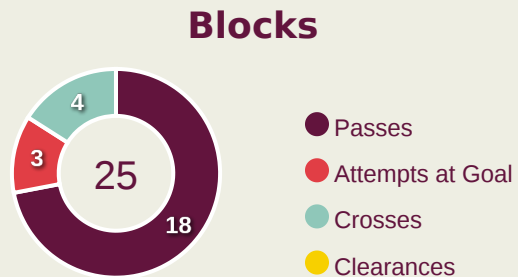


New Zealand v Germany

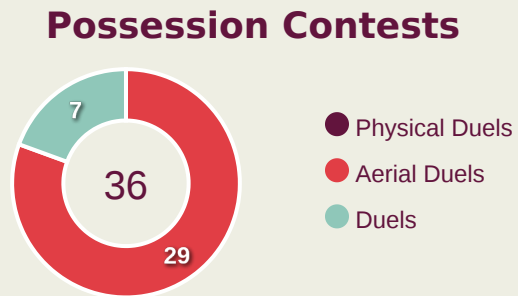
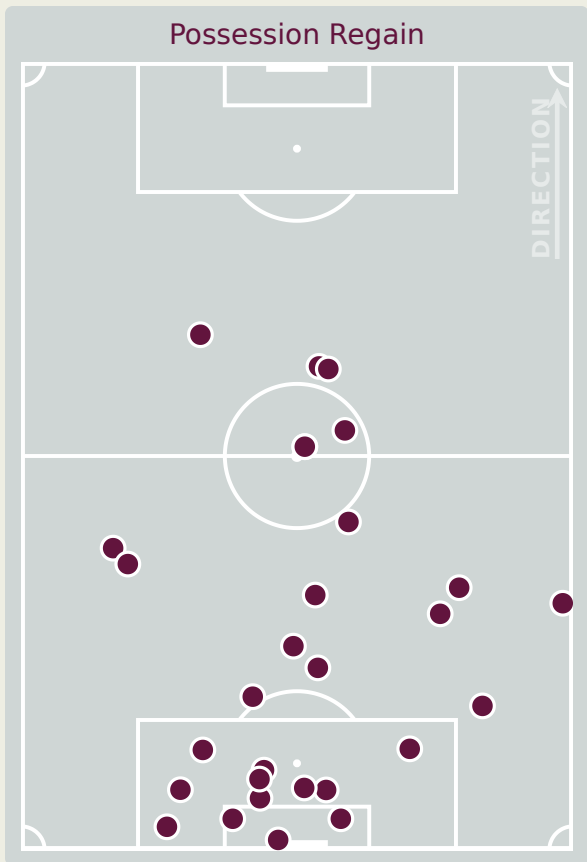
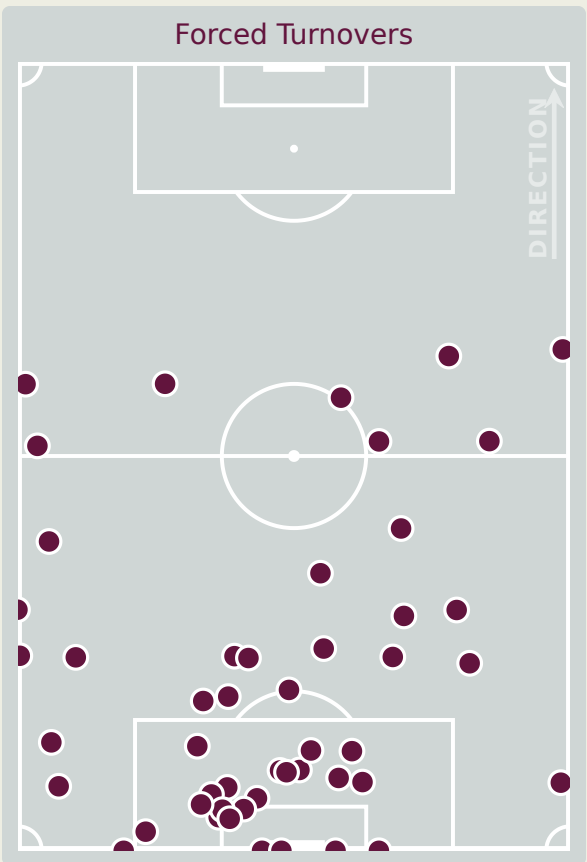


Defensive Actions

New Zealand



#	Player	Total Possession Regains
1	FOORD Matt	7
3	LEULUAI Marley	3
4	COVENY Luka	3
6	GARDINER Dylan	5
9	UKICH Stipe	1
10	WATSON Adam	1
11	SUPYK Luke	1
13	DUPONT Noah	5
14	MURPHY Nicholas	2
15	THOMPSON Athan	1
20	MITCHELL Luke	0
2	LEE Ryan	0
8	DOMFEH Paris	0
16	EDWARDS Jesper	1
17	WALKER Nathan	2
18	SLOANE-RODRIGUES Gabriel	0



Most Possession Regains

7

FOORD Matt
GOALKEEPER

Germany



Defensive Actions

39

Forced Turnovers

31

Possession Regained

11

Interceptions

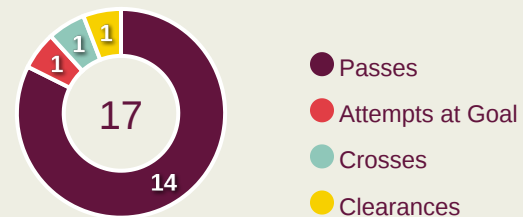
26

Tackles

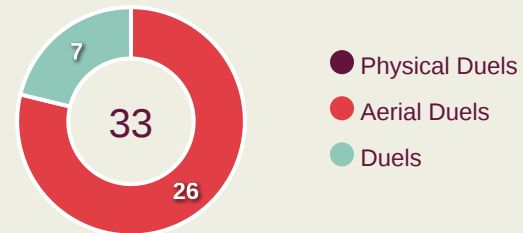
7.6

Possession Actions / Defensive Action

Blocks



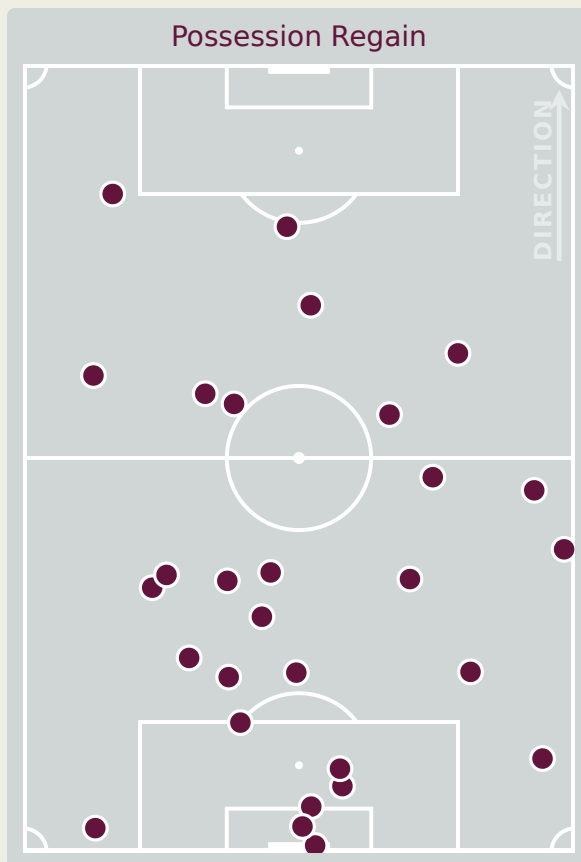
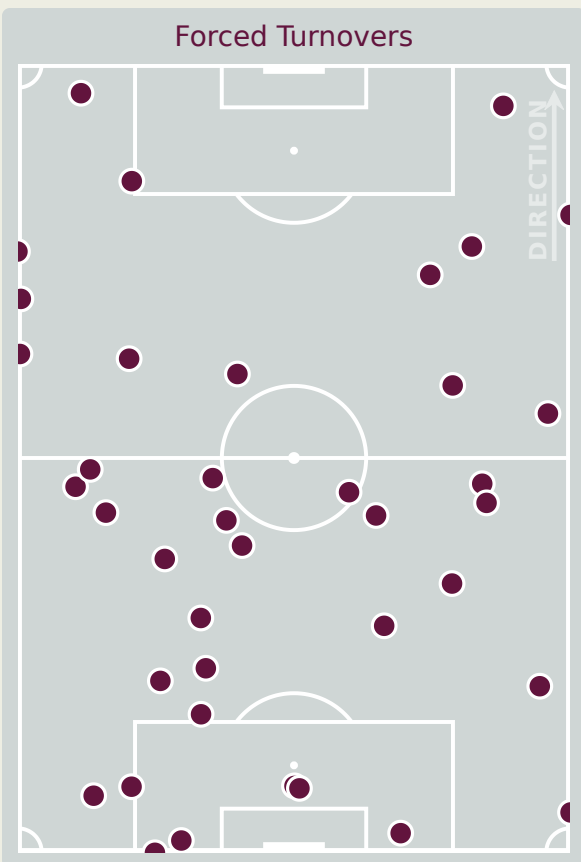
Possession Contests



Most Possession Regains

8

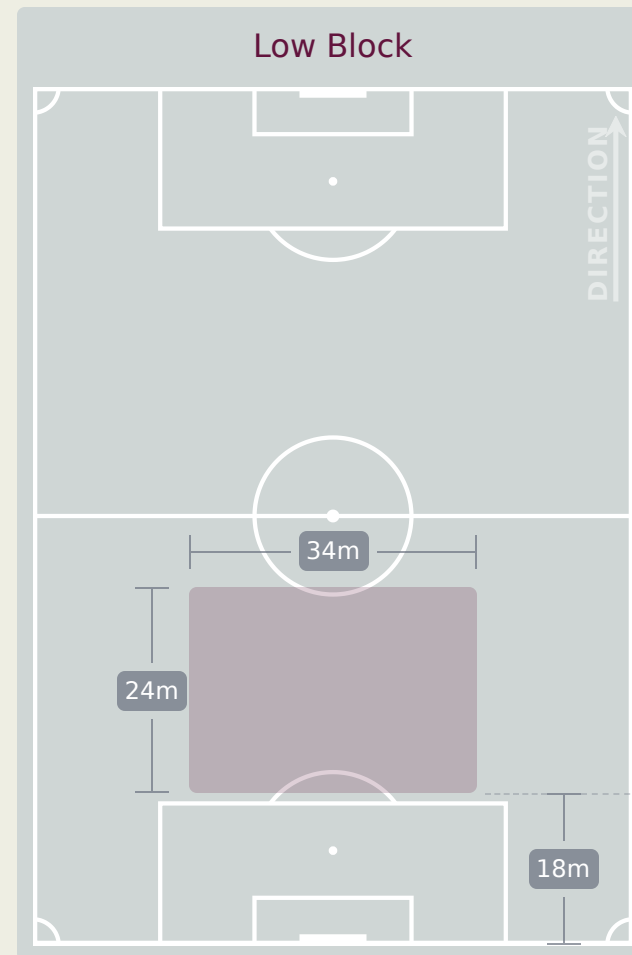
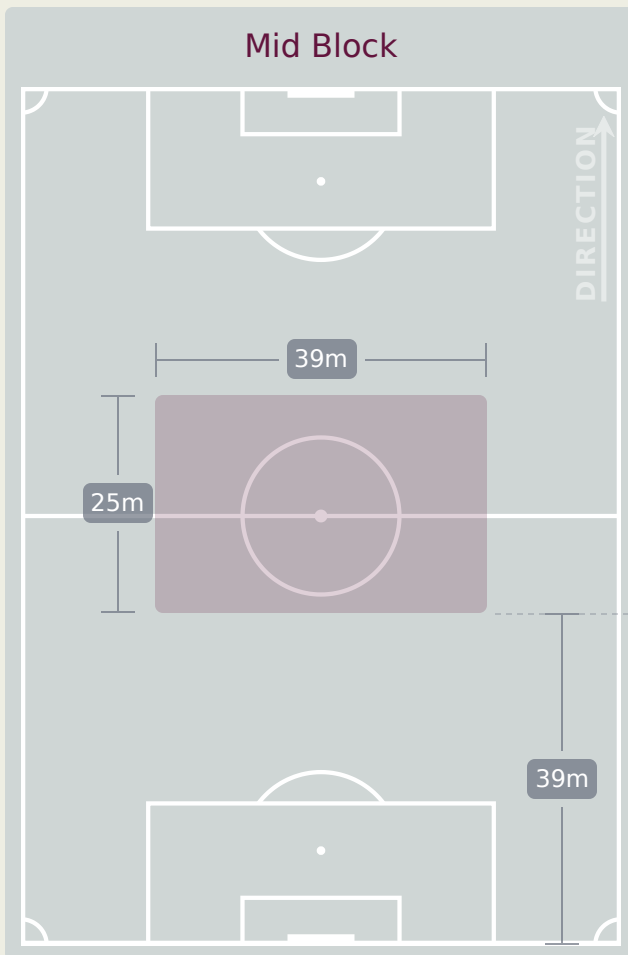
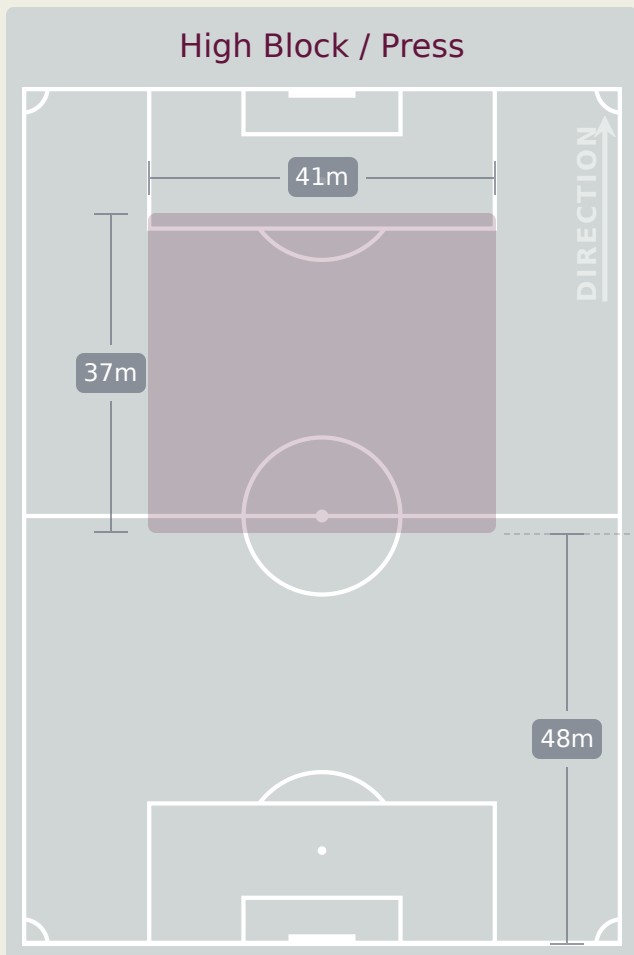
HARCHAOUI Fayssal
DEFENSIVE MIDFIELD CENTRE



#	Player	Total Possession Regains
1	SCHMITT Max	6
4	JELTSCH Finn	3
5	DAL Maxim	1
6	HARCHAOUI Fayssal	8
7	BRUNNER Paris	0
9	MOERSTEDT Max	0
10	DARVICH Noah	2
11	HERRMANN Charles	1
13	HENNIG Maximilian	0
15	VON DER HITZ Justin	4
19	OUEDRAOGO Assan	0
3	KABAR Almugera	0
8	HERWERTH Maximilian	2
14	ODOGU David	0
18	YALCINKAYA Bilal	1
20	RAMSAK Robert	3

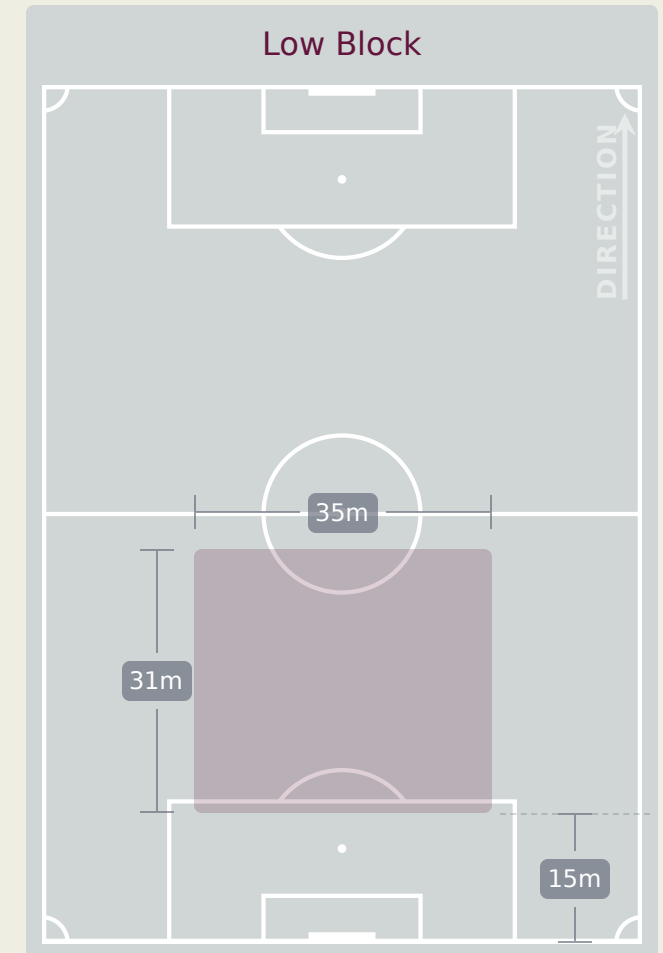
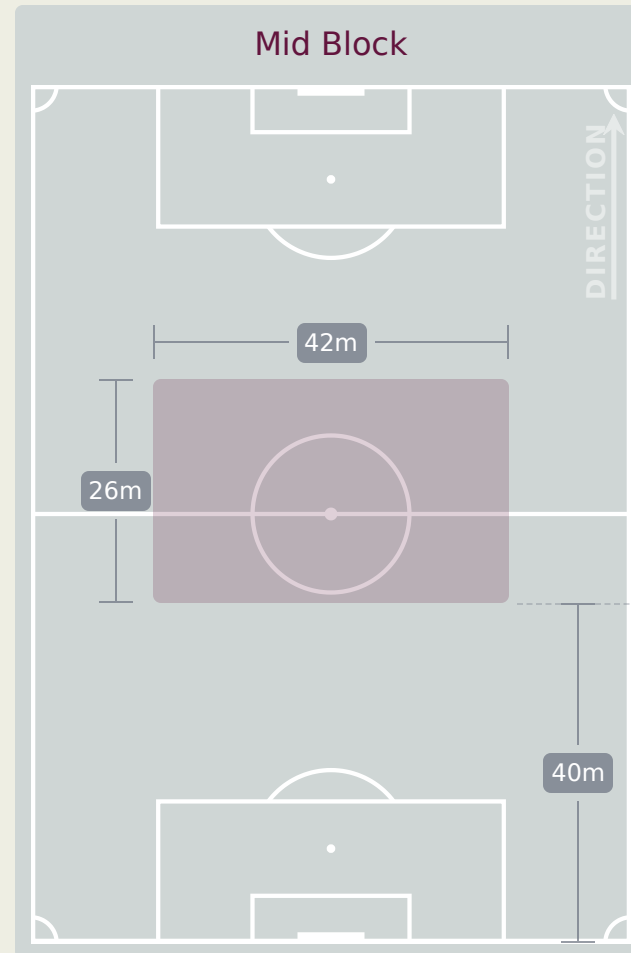
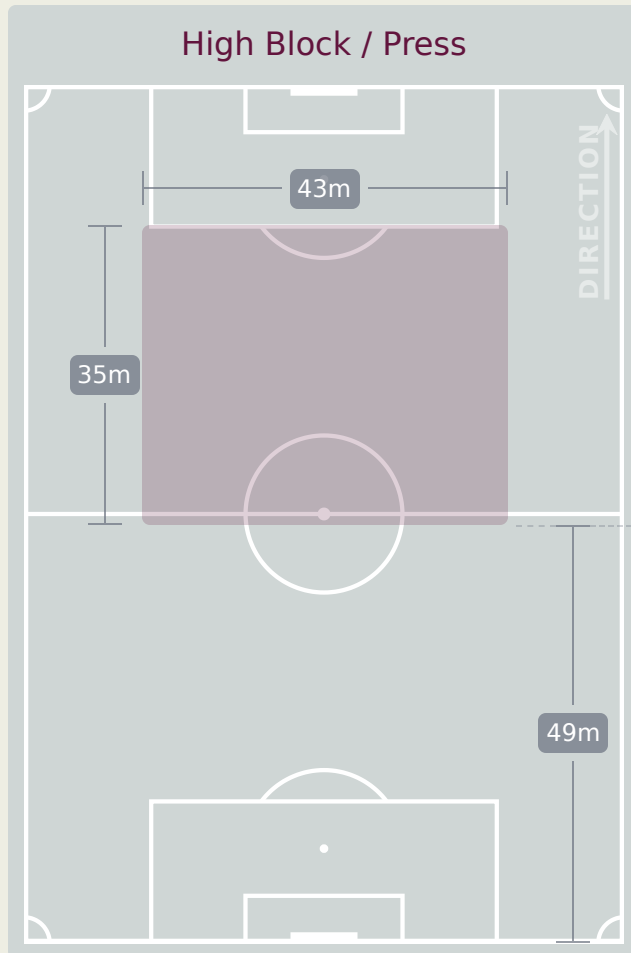
Defensive Line Height & Team Length

New Zealand



Defensive Line Height & Team Length

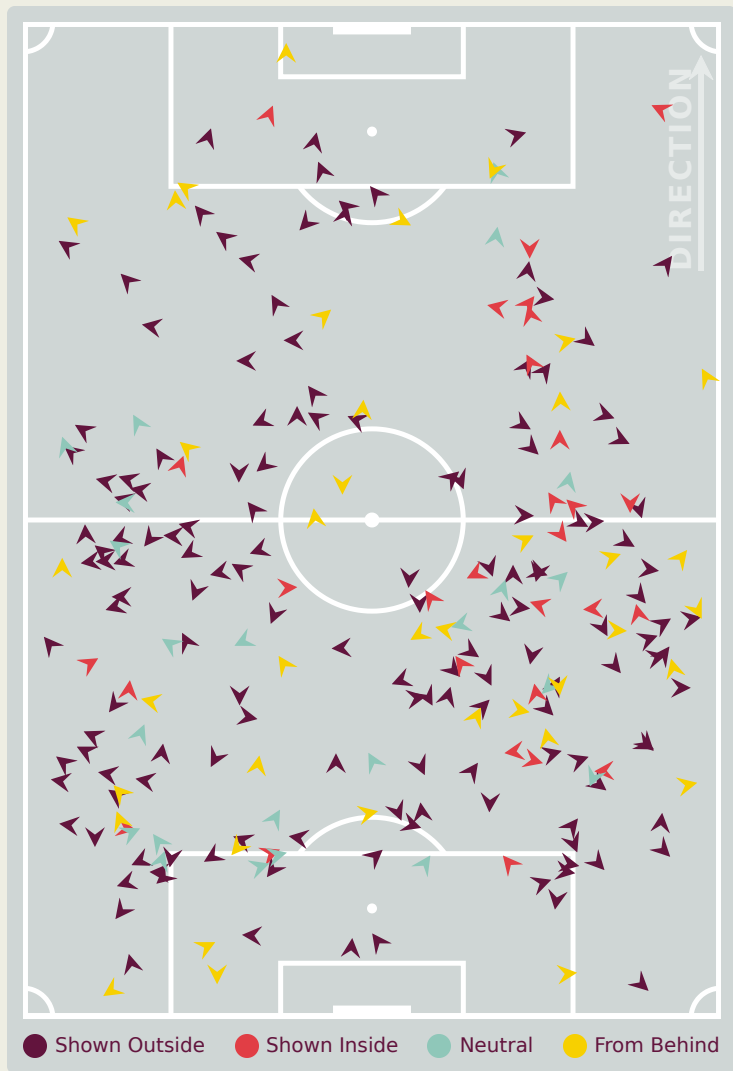
Germany



Defensive Pressure



New Zealand



240	Total Pressures	118
61	Direct Pressures	53
1.7s	Avg Pressure Duration	1.63s
49	Forced Turnovers	39
15.53s	Ball Recovery Time	7.29s
97	Pushing on into Pressing	40
199	Pushing on	114
29	Pressing Direction Inside	17
149	Pressing Direction Outside	41

Most Direct Pressures

9

UKICH Stipe
RIGHT WINGER

Most Direct Pressures

12

DAL Maxim
LEFT CENTRE BACK

Germany



GOALKEEPING



New Zealand v Germany

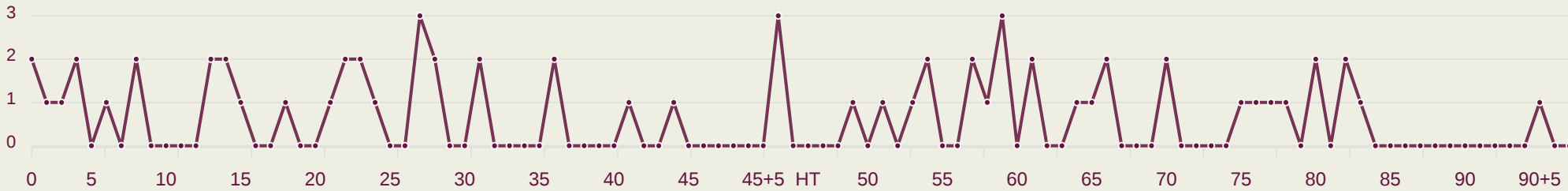


Goalkeeping Involvement



New Zealand

New Zealand GK Involvement Timeline

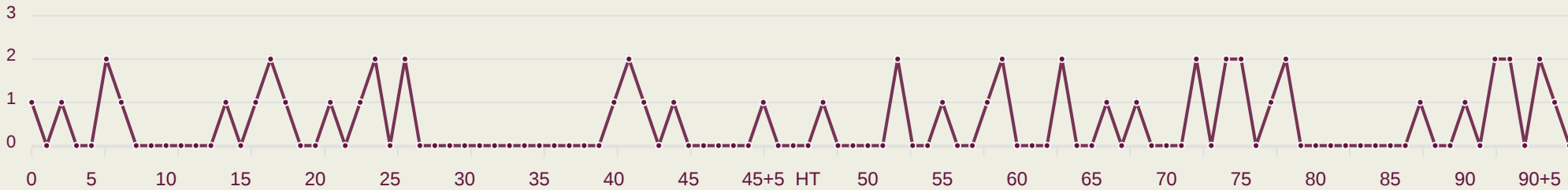


65
Total Involvements



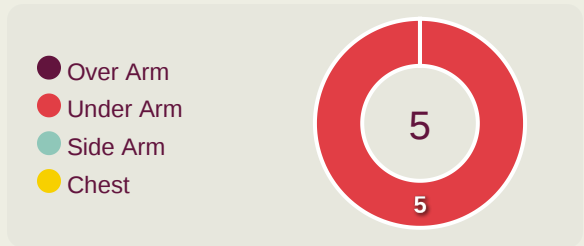
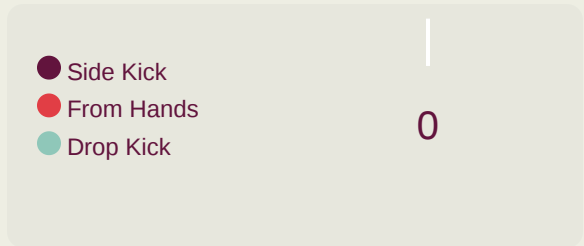
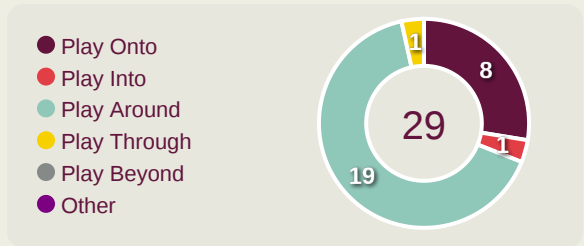
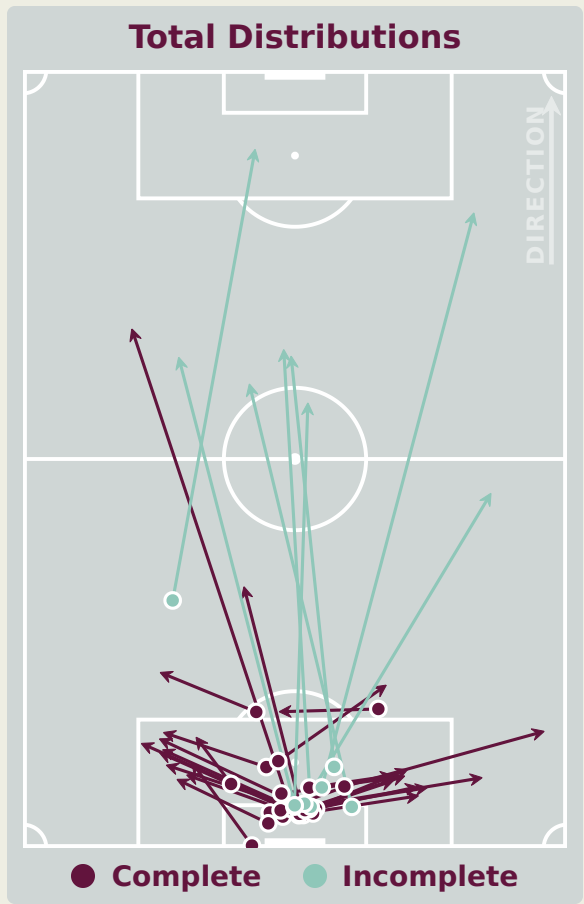
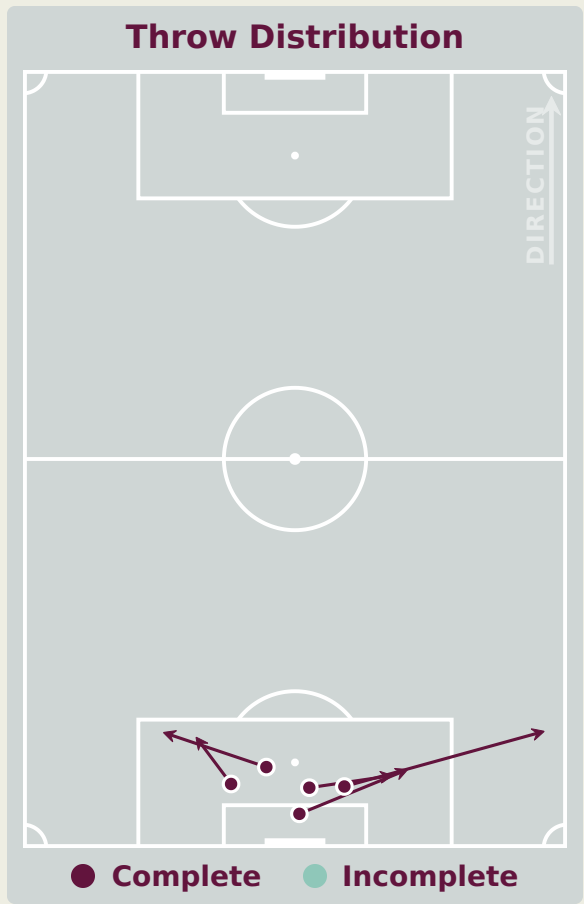
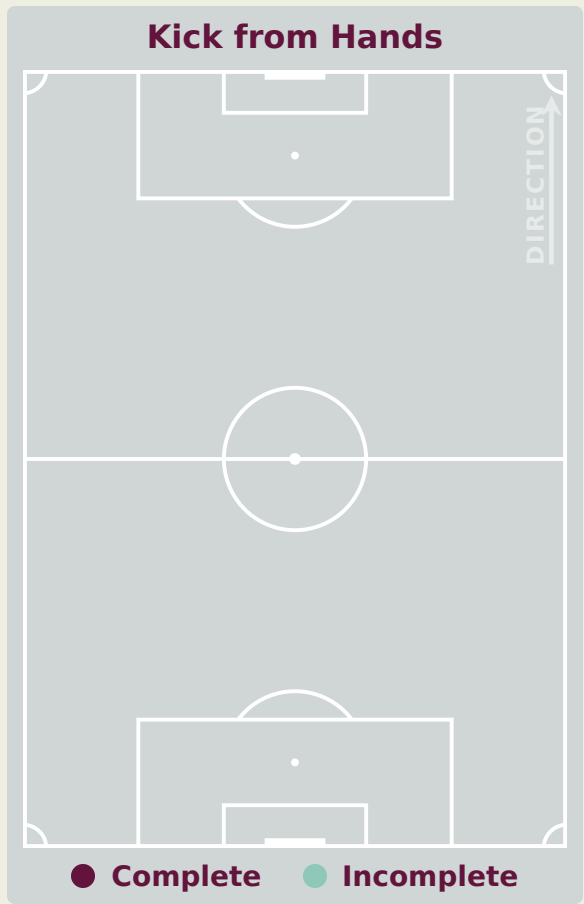
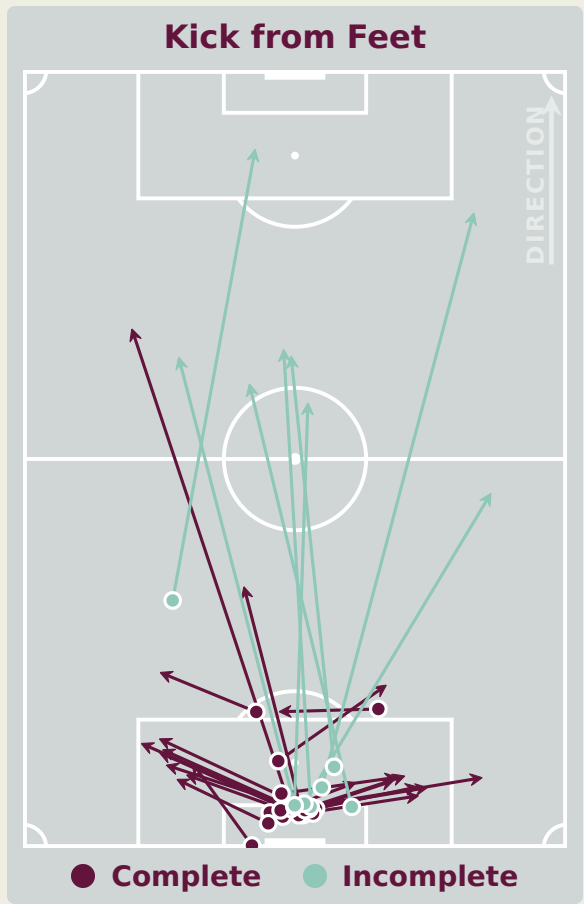
Germany

Germany GK Involvement Timeline



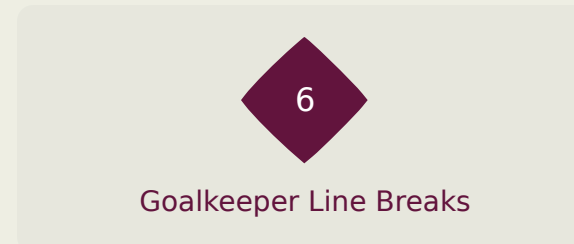
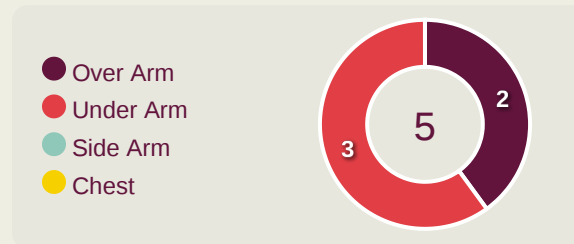
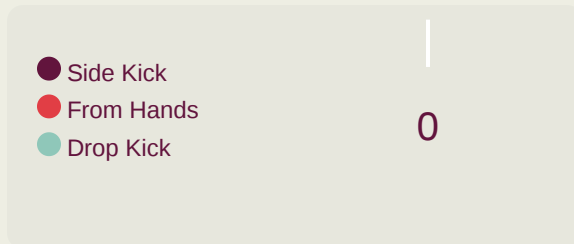
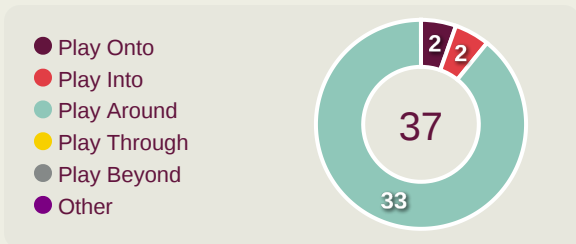
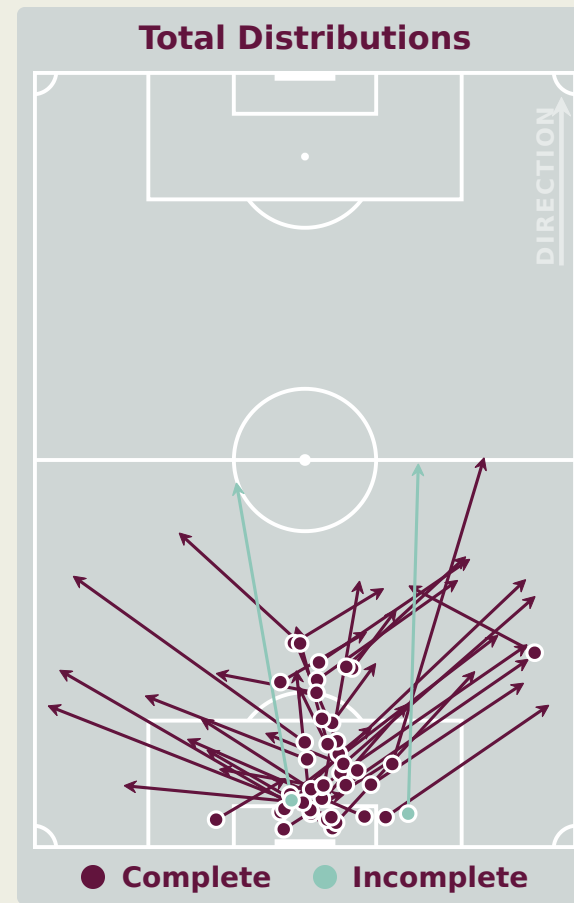
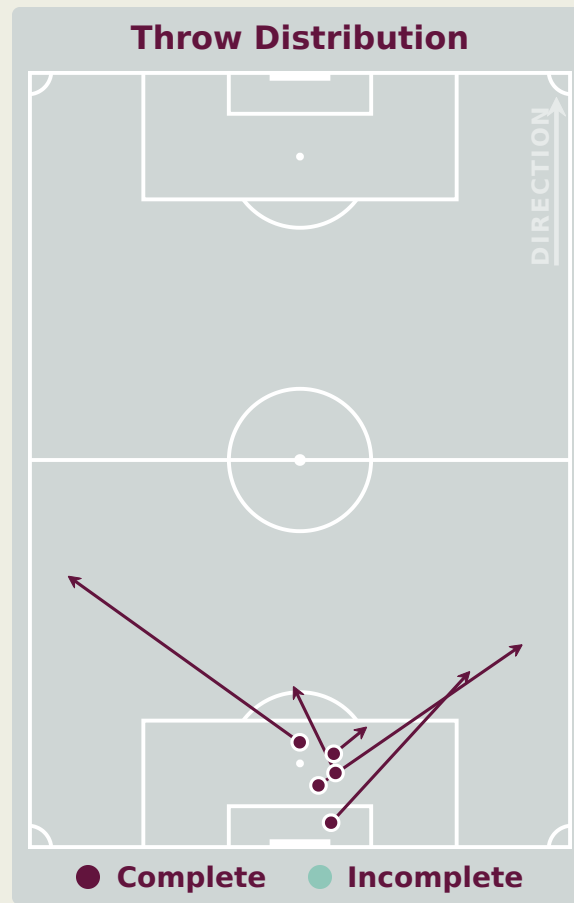
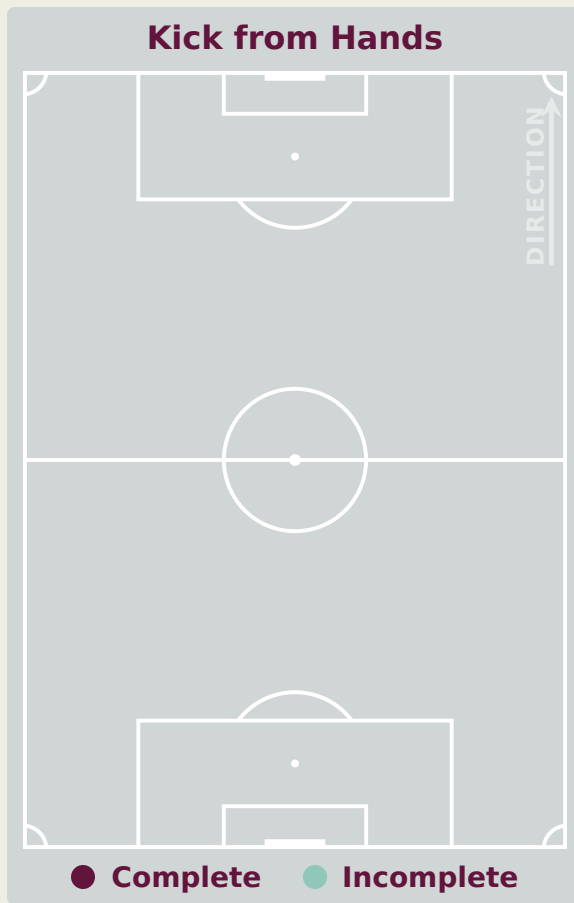
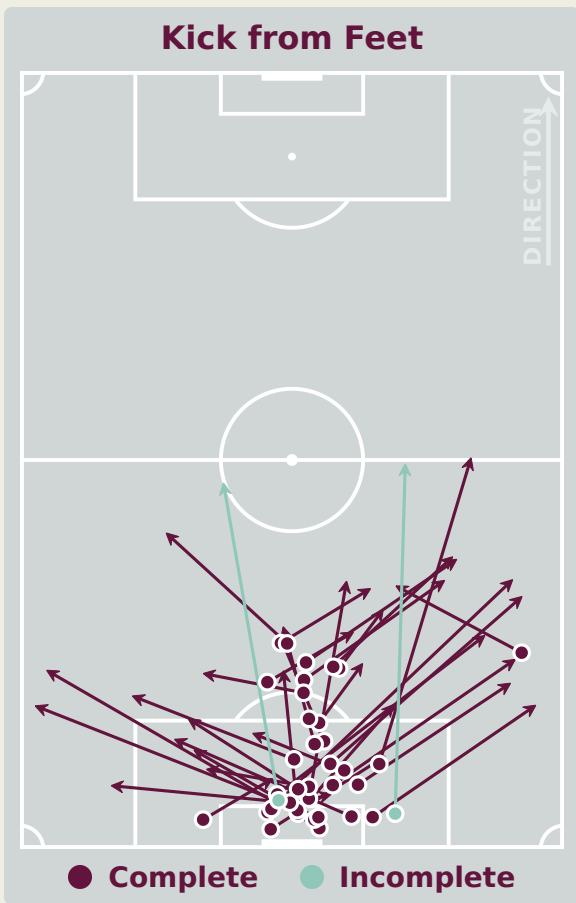
52
Total Involvements

Goalkeeping Distribution



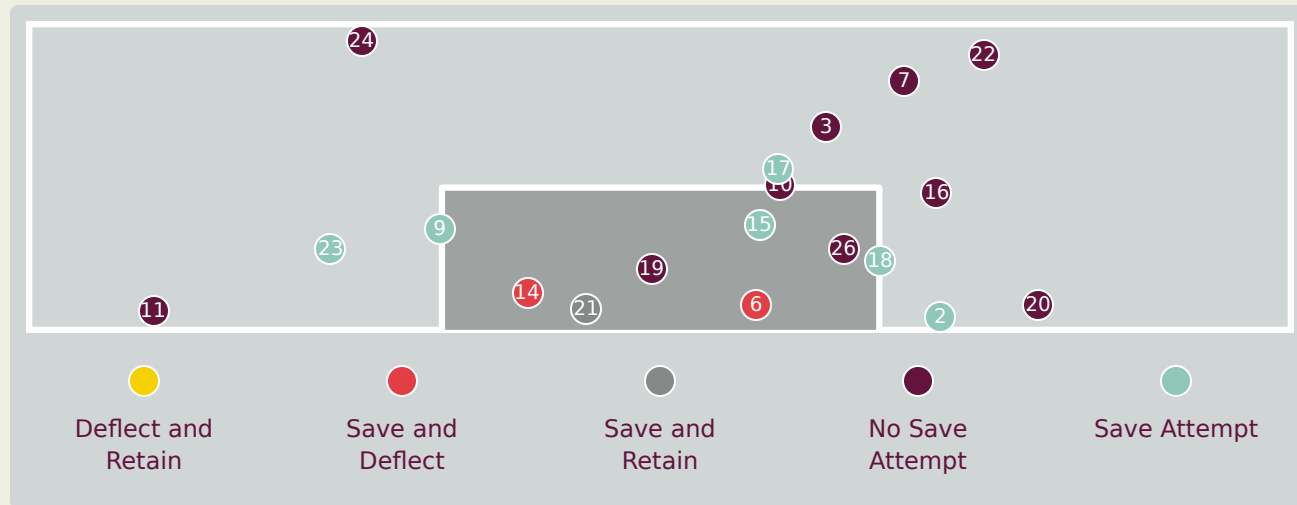
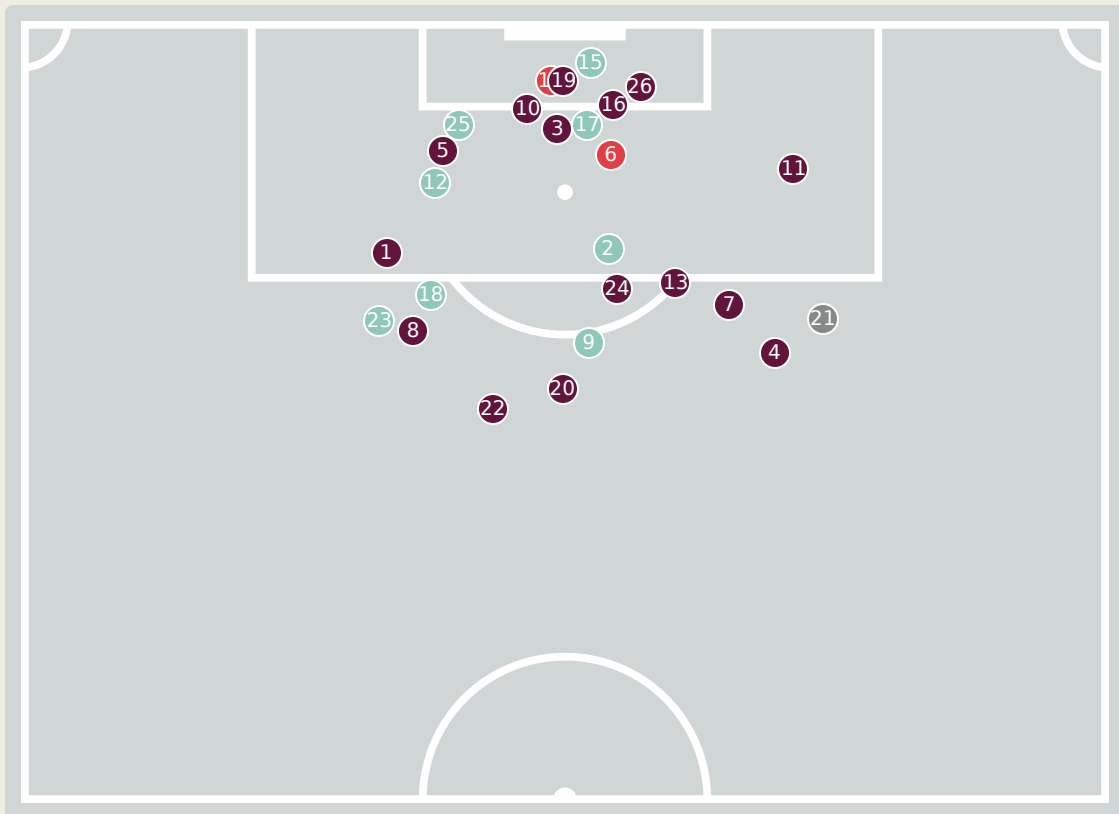
Goalkeeping Distribution

Germany 



Goal Prevention

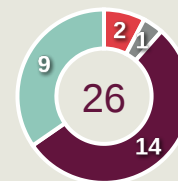
New Zealand



26
Total Attempts on Goal Faced

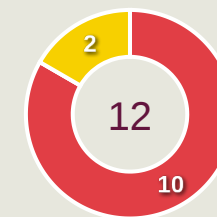
43
Save %

Intervention Type



- Deflect & Retain
- Save & Deflect
- Save & Retain
- No Save Attempt
- Save Attempt

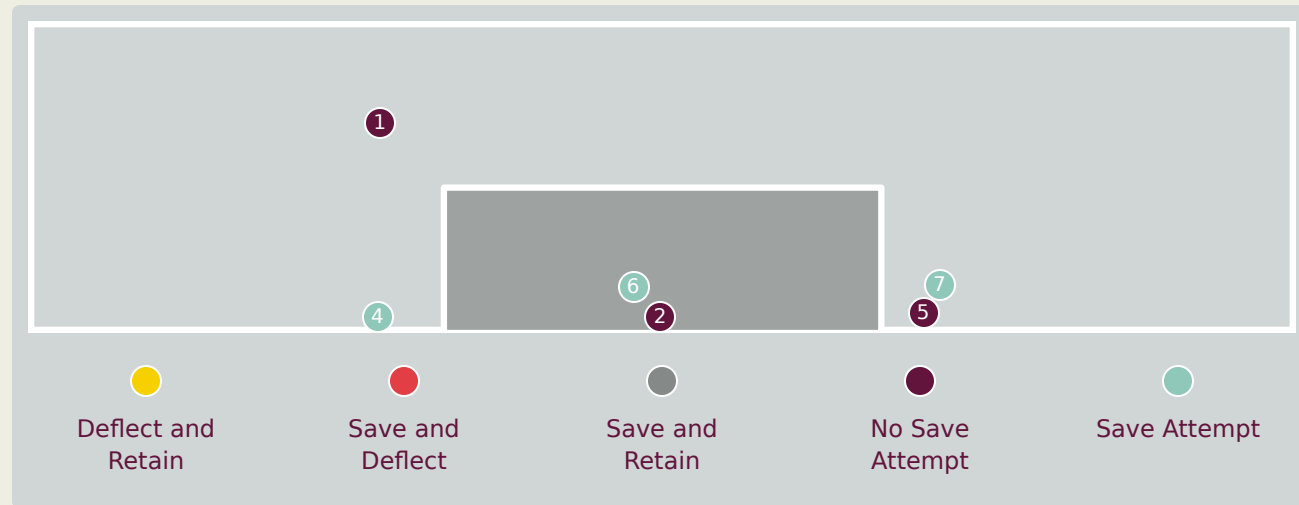
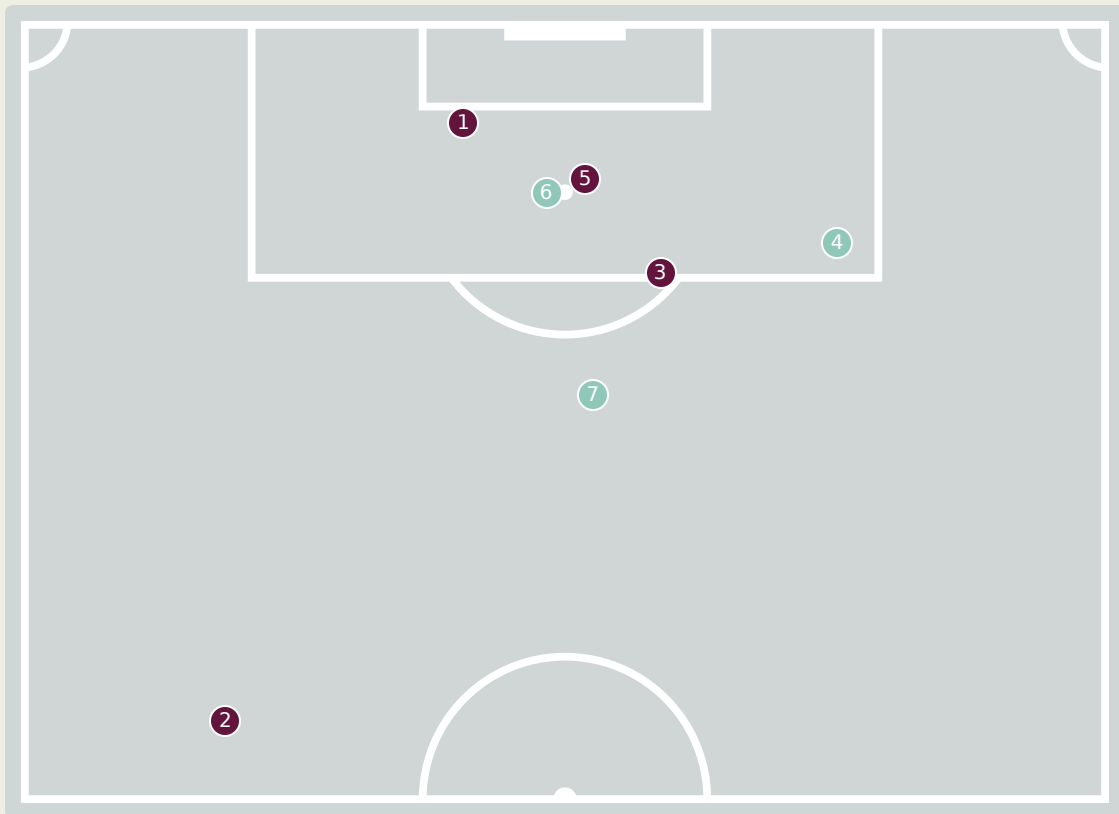
Intervention Body Type



- Head
- Hands
- Upper Body
- Lower Body
- Feet

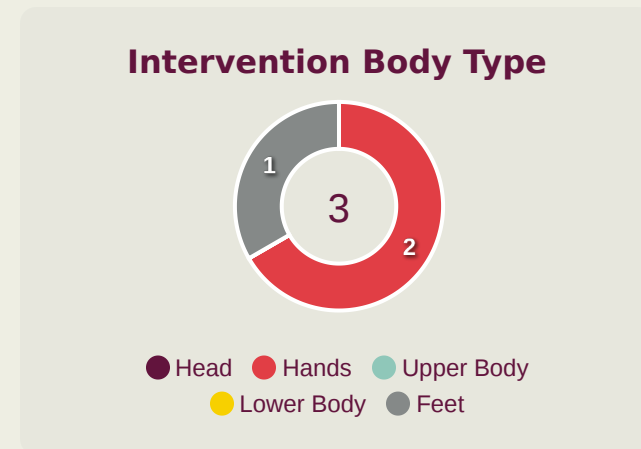
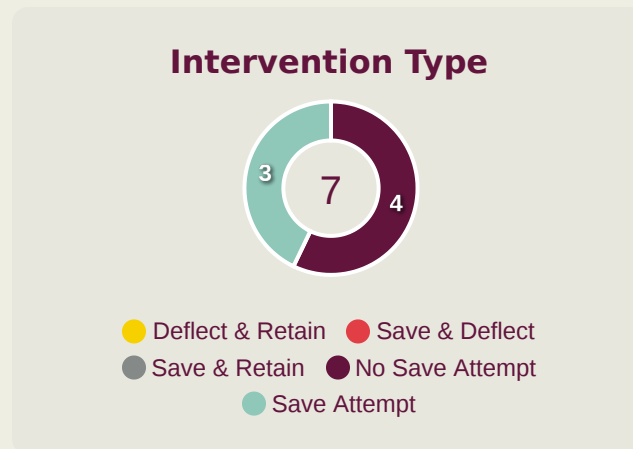
Total Attempts on Goal Faced	Total Goal Interventions	Save & Retain	Deflect & Retain	Save & Deflect	Save Attempt	No Save Attempt
26	3	1	0	2	9	14

Goal Prevention



7
Total Attempts on Goal Faced

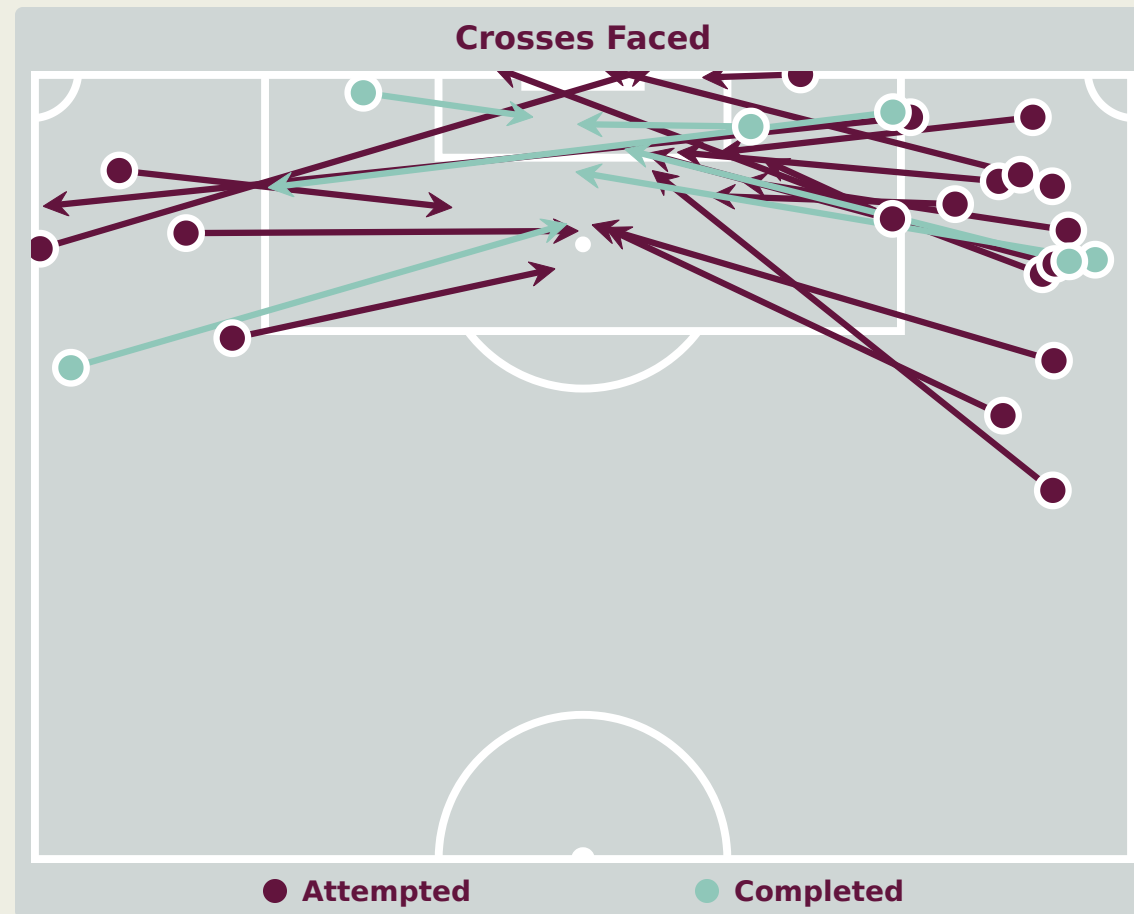

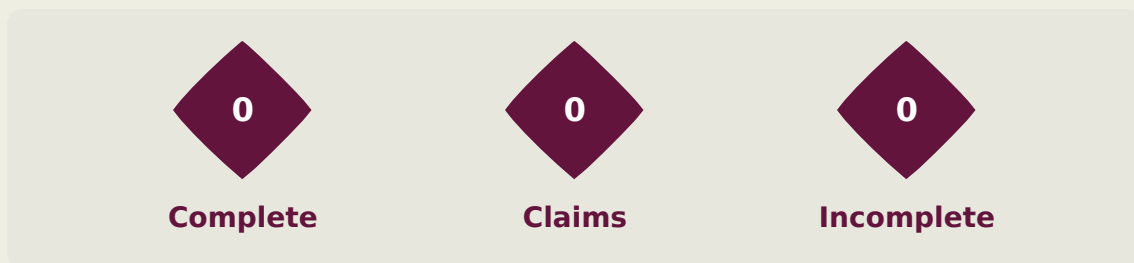
0
Save %



Total Attempts on Goal Faced	Total Goal Interventions	Save & Retain	Deflect & Retain	Save & Deflect	Save Attempt	No Save Attempt
7	0	0	0	0	3	4

Aerial Control

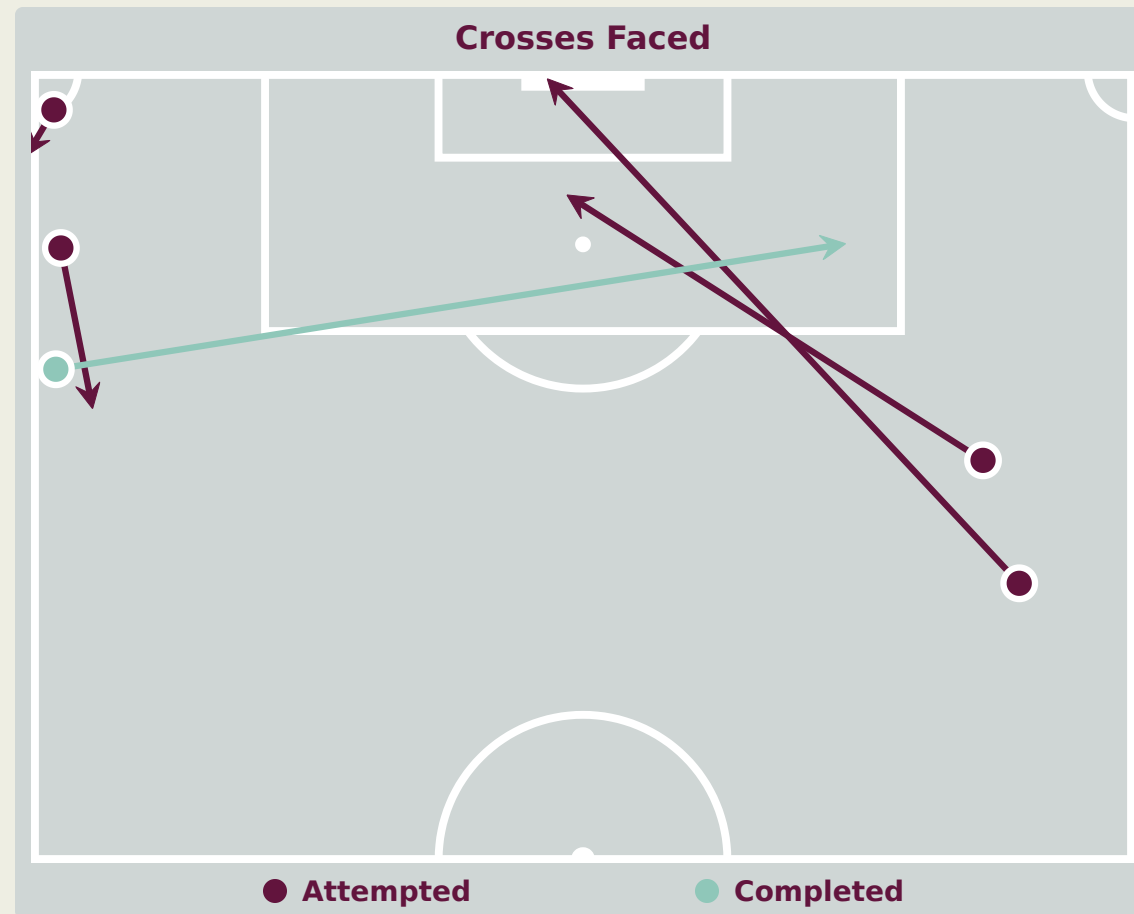
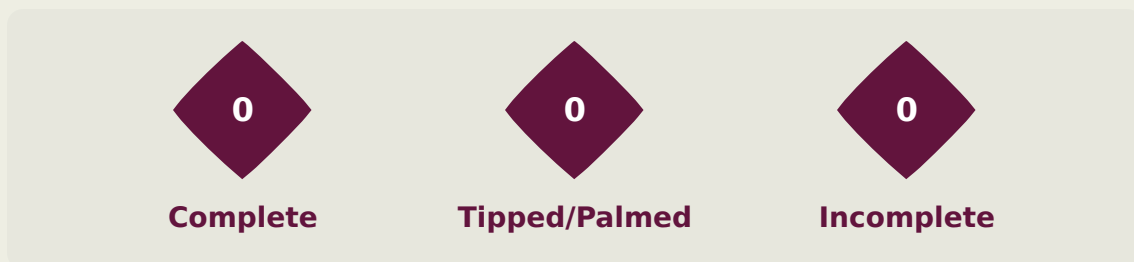
New Zealand



Delivery Types Faced

Total	In Swing	Out Swing	Driven	Lofted	Cutback	Push
34	7	9	2	6	0	10

Aerial Control



Delivery Types Faced

Total	In Swing	Out Swing	Driven	Lofted	Cutback	Push
8	0	3	1	4	0	0

SET PLAYS



New Zealand v Germany



Set Plays - Corners

New Zealand



37

Total Set Plays

19

Total Free Kicks

1

Total Penalties

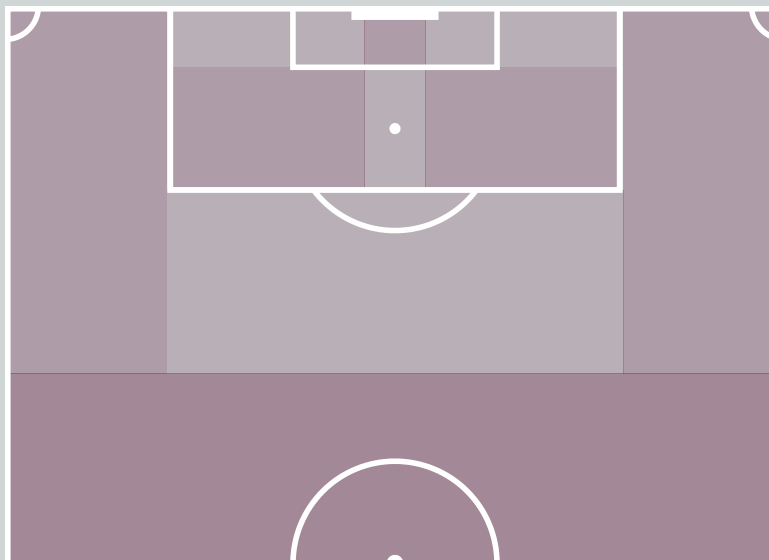
0

Total Corners

17

Total Throw Ins

Corners - First Contact



● New Zealand ● Germany

Delivery Type	From Left Side	From Right Side	Total
Direct to Area	0	0	0
Short	0	0	0
Edge of Penalty Area	0	0	0

Delivery Style	Total
Inswing	0
Outswing	0
Driven	0

Free Kicks

Type	Total
Direct	18
Direct (on target)	0
Direct (off target)	0
Indirect	1

First Contacts on New Zealand Crosses

0

By New Zealand

0

By Germany

Top 5 Player First Contacts

Player	Team	Total
--------	------	-------

Set Plays - Corners



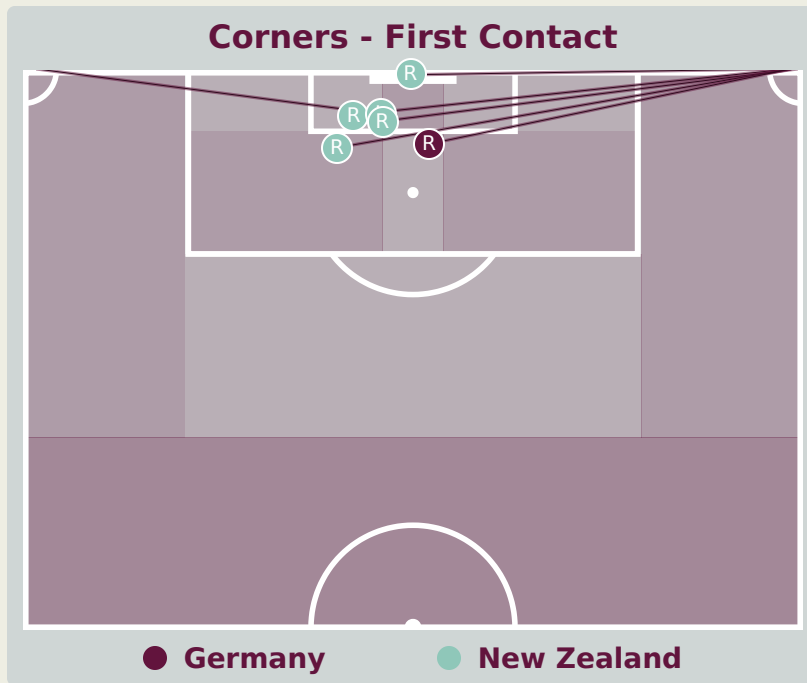
46
Total Set Plays

12
Total Free Kicks

0
Total Penalties

7
Total Corners

27
Total Throw Ins



Delivery Type	From Left Side	From Right Side	Total
Direct to Area	1	6	7
Short	0	0	0
Edge of Penalty Area	0	0	0

Delivery Style	Total
Inswing	7
Outswing	0
Driven	0

Free Kicks	
Type	Total
Direct	11
Direct (on target)	0
Direct (off target)	1
Indirect	1

First Contacts on Germany Crosses

1 By Germany **5** By New Zealand

Top 5 Player First Contacts		
Player	Team	Total
GARDINER Dylan	New Zealand	2
HERWERTH Maximilian	Germany	1
FOORD Matt	New Zealand	1
COVENY Luka	New Zealand	1
WATSON Adam	New Zealand	1

INDIVIDUAL DATA IN POSSESSION



New Zealand v Germany



In Possession - Distributions

New Zealand



#	Player	Passes Attempted	Passes Completed	Pass Completion %	Switches of Play	Crosses Attempted	Crosses Completed	Line Breaks Attempted	Line Breaks Completed	Line Break Completion %	Ball Progressions	Take Ons	Step Ins	Attempts at Goal	Goals
1	FOORD Matt	34	26	76%	0	0	0	9	2	22%	0	0	0	0	0
3	LEULUAI Marley	10	10	100%	0	0	0	1	1	100%	1	1	0	0	0
4	COVENY Luka	28	19	68%	0	0	0	8	3	37%	2	0	2	0	0
6	GARDINER Dylan	20	18	90%	0	1	0	4	2	50%	0	0	0	0	0
9	UKICH Stipe	9	3	33%	0	0	0	2	0	0%	6	3	3	1	0
10	WATSON Adam	23	14	61%	0	4	1	13	8	61%	0	0	0	2	1
11	SUPYK Luke	7	4	57%	0	0	0	1	0	0%	0	0	0	2	0
13	DUPONT Noah	37	17	46%	0	0	0	22	8	36%	0	0	0	2	0
14	MURPHY Nicholas	22	15	68%	0	1	0	17	13	76%	0	0	0	0	0
15	THOMPSON Athan	12	6	50%	0	2	1	5	2	40%	1	1	0	0	0
20	MITCHELL Luke	14	11	79%	0	0	0	3	0	0%	0	0	0	0	0
2	LEE Ryan	10	8	80%	0	0	0	2	1	50%	1	1	0	0	0
8	DOMFEH Paris	0	0	0%	0	0	0	0	0	0%	0	0	0	0	0
16	EDWARDS Jesper	1	0	0%	0	0	0	1	0	0%	0	0	0	0	0
17	WALKER Nathan	1	1	100%	0	0	0	0	0	0%	1	0	1	0	0
18	SLOANE-RODRIGUES Gabriel	0	0	0%	0	0	0	0	0	0%	0	0	0	0	0

In Possession - Offers & Receptions



			Offer movement types						
#	Player	Total Offers	In Front	In Between	Out to In	In to Out	In Behind	No Movement	Offers Received
1	FOORD Matt	2	0	0	0	0	0	2	0
3	LEULUAI Marley	7	3	2	2	0	0	0	0
4	COVENY Luka	2	1	0	0	0	0	1	2
6	GARDINER Dylan	3	0	0	0	0	0	3	1
9	UKICH Stipe	26	5	6	0	1	12	2	4
10	WATSON Adam	14	1	9	0	0	2	2	6
11	SUPYK Luke	15	0	0	0	1	14	0	1
13	DUPONT Noah	1	0	0	0	0	0	1	1
14	MURPHY Nicholas	14	2	0	0	1	3	8	2
15	THOMPSON Athan	10	3	0	0	0	3	4	4
20	MITCHELL Luke	17	5	6	1	0	4	1	4
2	LEE Ryan	9	2	2	0	0	2	3	1
8	DOMFEH Paris	0	0	0	0	0	0	0	0
16	EDWARDS Jesper	1	0	0	0	0	0	1	0
17	WALKER Nathan	8	0	2	0	0	6	0	2
18	SLOANE-RODRIGUES Gabriel	6	0	0	0	0	6	0	0

In Possession - Distributions



#	Player	Passes Attempted	Passes Completed	Pass Completion %	Switches of Play	Crosses Attempted	Crosses Completed	Line Breaks Attempted	Line Breaks Completed	Line Break Completion %	Ball Progressions	Take Ons	Step Ins	Attempts at Goal	Goals
1	SCHMITT Max	42	40	95%	0	0	0	6	4	66%	0	0	0	0	0
4	JELTSCH Finn	81	73	90%	0	0	0	26	21	80%	6	0	6	0	0
5	DAL Maxim	35	30	86%	0	0	0	7	5	71%	1	1	0	0	0
6	HARCHAOUI Fayssal	74	68	92%	0	0	0	27	25	92%	2	0	2	0	0
7	BRUNNER Paris	11	11	100%	0	0	0	1	1	100%	1	0	1	7	1
9	MOERSTEDT Max	14	12	86%	0	1	0	2	1	50%	2	2	0	5	1
10	DARVICH Noah	41	34	83%	0	1	1	12	10	83%	4	1	3	5	0
11	HERRMANN Charles	12	11	92%	0	8	1	5	2	40%	3	2	1	3	0
13	HENNIG Maximilian	55	51	93%	0	6	2	11	9	81%	2	0	2	0	0
15	VON DER HITZ Justin	74	66	89%	0	17	3	15	7	46%	5	2	3	0	0
19	OUEDRAOGO Assan	14	14	100%	0	0	0	1	1	100%	1	0	1	1	0
3	KABAR Almugera	20	16	80%	0	0	0	6	5	83%	4	1	3	1	0
8	HERWERTH Maximilian	43	39	91%	0	0	0	10	6	60%	1	0	1	1	0
14	ODOGU David	15	12	80%	0	0	0	2	0	0%	1	0	1	0	0
18	YALCINKAYA Bilal	7	7	100%	0	1	1	2	2	100%	0	0	0	2	1
20	RAMSAK Robert	15	12	80%	0	0	0	2	0	0%	0	0	0	1	0

In Possession - Offers & Receptions



Player			Offer movement types					Offers	
#	Player	Total Offers	In Front	In Between	Out to In	In to Out	In Behind	No Movement	Offers Received
1	SCHMITT Max	6	0	0	0	0	0	6	1
4	JELTSCH Finn	7	1	5	0	0	0	1	1
5	DAL Maxim	5	0	0	0	0	0	5	5
6	HARCHAOUI Fayssal	26	15	2	1	0	2	6	22
7	BRUNNER Paris	42	1	11	0	1	26	3	4
9	MOERSTEDT Max	36	2	16	0	0	17	1	6
10	DARVICH Noah	81	17	23	1	3	17	20	23
11	HERRMANN Charles	21	1	4	2	0	11	3	9
13	HENNIG Maximilian	36	6	0	0	1	21	8	15
15	VON DER HITZ Justin	99	25	2	1	1	19	51	31
19	OUEDRAOGO Assan	9	4	3	0	0	1	1	4
3	KABAR Almugera	15	2	2	1	0	3	7	5
8	HERWERTH Maximilian	11	4	1	0	0	0	6	8
14	ODOGU David	2	0	0	0	0	0	2	0
18	YALCINKAYA Bilal	21	0	3	2	0	14	2	5
20	RAMSAK Robert	18	3	6	0	1	6	2	3

INDIVIDUAL DATA OUT OF POSSESSION



New Zealand v Germany



Out of Possession

New Zealand



#	Player	Tackles Made / Won	Blocks	Interceptions	Pressing Direct	Pressing Indirect	Duels Won - Aerial	Duels Won - Physical	Possession Contests won	Clearances	Loose Ball Receptions	Pushing On	Pushing On into Pressing	Possession Regains	Possession Interrupted
1	FOORD Matt	0 / 0	0	0	0	0	0	0	0	0	5	0	0	7	0
3	LEULUAI Marley	5 / 0	4	0	8	24	1	0	1	2	3	22	12	3	6
4	COVENY Luka	4 / 0	6	1	4	9	0	0	0	8	3	14	2	3	11
6	GARDINER Dylan	1 / 0	4	0	1	6	2	0	3	16	4	8	1	5	12
9	UKICH Stipe	9 / 0	1	0	9	31	0	0	0	0	3	27	19	1	1
10	WATSON Adam	3 / 0	0	0	5	20	1	0	1	2	6	15	11	1	3
11	SUPYK Luke	0 / 0	2	0	4	16	0	0	0	0	4	5	3	1	1
13	DUPONT Noah	2 / 0	4	1	3	1	3	0	3	6	3	3	0	5	5
14	MURPHY Nicholas	3 / 0	3	2	6	6	4	0	4	2	3	24	10	2	3
15	THOMPSON Athan	2 / 0	3	0	1	12	0	0	1	5	3	17	5	1	4
20	MITCHELL Luke	3 / 0	0	0	7	19	1	0	2	1	3	18	11	0	1
2	LEE Ryan	3 / 0	2	1	6	11	0	0	0	2	1	26	13	0	1
8	DOMFEH Paris	2 / 0	0	0	4	3	0	0	0	0	0	2	1	0	2
16	EDWARDS Jesper	1 / 0	0	0	1	1	0	0	0	1	0	5	1	1	0
17	WALKER Nathan	0 / 0	0	0	1	11	0	0	1	1	2	7	5	2	0
18	SLOANE-RODRIGUES Gabriel	0 / 0	1	0	1	9	0	0	0	0	0	6	3	0	1

Out of Possession



#	Player	Tackles Made / Won	Blocks	Interceptions	Pressing Direct	Pressing Indirect	Duels Won - Aerial	Duels Won - Physical	Possession Contests won	Clearances	Loose Ball Receptions	Pushing On	Pushing On into Pressing	Possession Regains	Possession Interrupted
1	SCHMITT Max	0 / 0	0	0	0	0	0	0	0	1	5	0	0	6	0
4	JELTSCH Finn	1 / 0	2	1	2	1	3	0	3	4	13	2	0	3	3
5	DAL Maxim	5 / 0	1	0	12	4	1	0	1	2	1	7	1	1	3
6	HARCHAOUI Fayssal	4 / 0	4	1	7	6	0	0	1	3	5	10	5	8	1
7	BRUNNER Paris	0 / 0	1	0	1	3	3	0	3	0	5	2	1	0	0
9	MOERSTEDT Max	1 / 0	0	0	1	7	1	0	1	0	3	8	1	0	1
10	DARVICH Noah	2 / 0	0	1	5	7	1	0	1	0	7	23	9	2	0
11	HERRMANN Charles	0 / 0	1	0	3	7	0	0	1	1	3	5	4	1	1
13	HENNIG Maximilian	2 / 0	0	1	3	5	0	0	0	0	9	16	3	0	0
15	VON DER HITZ Justin	2 / 0	5	2	2	8	1	0	1	1	5	13	5	4	3
19	OUEDRAOGO Assan	1 / 0	0	0	2	4	1	0	1	1	5	9	2	0	1
3	KABAR Almugera	0 / 0	1	1	1	4	0	0	0	0	5	3	3	0	1
8	HERWERTH Maximilian	3 / 0	1	2	6	0	1	0	1	1	4	6	2	2	3
14	ODOGU David	1 / 0	0	2	1	1	1	0	1	0	2	2	1	0	1
18	YALCINKAYA Bilal	0 / 0	0	0	3	3	0	0	0	0	0	3	2	1	0
20	RAMSAK Robert	4 / 0	1	0	4	5	1	0	1	1	4	5	1	3	1

INDIVIDUAL DATA PHYSICAL



New Zealand v Germany



Physical Data

New Zealand



#	Player	Total Distance (m)	Zone 1: 0-7 km/h (m)	Zone 2: 7-15 km/h (m)	Zone 3: 15-20 km/h (m)	Zone 4: 20-25 km/h (m)	Zone 5: 25+ km/h (m)	High Speed Runs (Zone 4)	Sprints (Zone 5)	Top Speed (km/h)
1	FOORD Matt	4916.2	3975.2	811.2	122.9	6.9	0	10.0	1.0	21.3
3	LEULUAI Marley	10657.0	3222.7	5053.5	1671.0	619.2	90.6	136.0	41.0	27.7
4	COVENY Luka	8668.8	3602.7	3776.1	792.3	335.5	161.2	72.0	24.0	33.0
6	GARDINER Dylan	10019.9	3770.5	4204.3	1374.7	503.0	166.3	113.0	35.0	29.4
9	UKICH Stipe	9548.4	2982.0	4319.7	1247.0	870.8	128.9	109.0	64.0	32.3
10	WATSON Adam	10786.1	3718.0	4887.2	1621.2	496.2	62.6	133.0	37.0	30.2
11	SUPYK Luke	9122.7	2897.4	4346.0	991.6	660.5	226.2	97.0	52.0	30.5
13	DUPONT Noah	9904.2	3595.2	4806.5	1072.6	410.0	19.8	91.0	26.0	27.1
14	MURPHY Nicholas	11775.7	3407.9	5223.7	1853.5	1025.7	265.0	176.0	70.0	30.0
15	THOMPSON Athan	7777.0	2056.2	3876.9	1219.4	507.1	117.4	94.0	38.0	29.3
20	MITCHELL Luke	12380.6	3097.6	6137.0	2508.3	548.5	90.4	181.0	39.0	30.1
2	LEE Ryan	4267.8	1132.7	2120.7	498.1	425.1	91.3	44.0	27.0	30.2
8	DOMFEH Paris	1217.6	226.5	677.0	251.3	62.8	0	21.0	6.0	25.6
16	EDWARDS Jesper	1161.6	270.9	624.6	172.5	61.7	32.1	17.0	4.0	27.9
17	WALKER Nathan	2547.8	602.1	1207.9	409.4	230.8	97.6	29.0	20.0	30.8
18	SLOANE-RODRIGUES Gabriel	2492.4	473.6	1183.9	453.9	302.8	78.3	49.0	22.0	30.2

Germany



Physical Data

#	Player	Total Distance (m)	Zone 1: 0-7 km/h (m)	Zone 2: 7-15 km/h (m)	Zone 3: 15-20 km/h (m)	Zone 4: 20-25 km/h (m)	Zone 5: 25+ km/h (m)	High Speed Runs (Zone 4)	Sprints (Zone 5)	Top Speed (km/h)
1	SCHMITT Max	5078.1	4027.5	937.4	85.3	28.4	0	12.0	2.0	22.0
4	JELTSCH Finn	8960.0	3507.8	3937.0	772.3	477.6	264.3	78.0	41.0	31.2
5	DAL Maxim	5068.6	2049.7	2207.4	715.7	72.5	23.3	58.0	8.0	27.6
6	HARCHAOUI Fayssal	9816.6	3912.9	4199.5	1202.5	334.7	167.9	104.0	31.0	30.0
7	BRUNNER Paris	6240.3	2787.6	2290.2	554.1	478.0	130.4	56.0	33.0	31.3
9	MOERSTEDT Max	10227.1	4367.0	4655.4	723.1	354.9	127.8	67.0	27.0	29.4
10	DARVICH Noah	10561.1	4445.2	4323.7	1238.8	455.2	97.2	119.0	37.0	29.9
11	HERRMANN Charles	6702.4	3124.0	2114.6	856.6	294.9	312.3	82.0	30.0	33.3
13	HENNIG Maximilian	10444.1	3918.6	4703.0	1039.2	624.6	157.7	97.0	45.0	30.3
15	VON DER HITZ Justin	10550.2	3714.7	4508.1	1614.2	499.0	214.2	140.0	48.0	33.3
19	OUEDRAOGO Assan	3768.0	1391.1	1611.6	526.0	126.6	112.7	43.0	12.0	29.5
3	KABAR Almugera	2984.2	1493.6	937.3	273.4	155.2	124.4	26.0	16.0	34.2
8	HERWERTH Maximilian	5311.2	1848.3	2368.8	783.4	273.0	37.7	65.0	21.0	30.7
14	ODOGU David	2173.2	737.4	981.6	199.9	176.0	78.2	22.0	13.0	31.6
18	YALCINKAYA Bilal	3636.4	1284.4	1502.6	485.1	291.6	72.7	44.0	22.0	29.9
20	RAMSAK Robert	7345.8	2569.5	3032.3	877.8	596.5	269.6	73.0	45.0	31.3

