



U-17 WORLD CUP  
**INDONESIA 2023**



**New Zealand 0 - 4 Mexico**

Group F - Match 35  
18 November 2023  
16:45 Kick Off

Si Jalak Harupat Stadium

**POST MATCH SUMMARY REPORT**

# Match Summary - Teams



## New Zealand

0 — 4

## Mexico

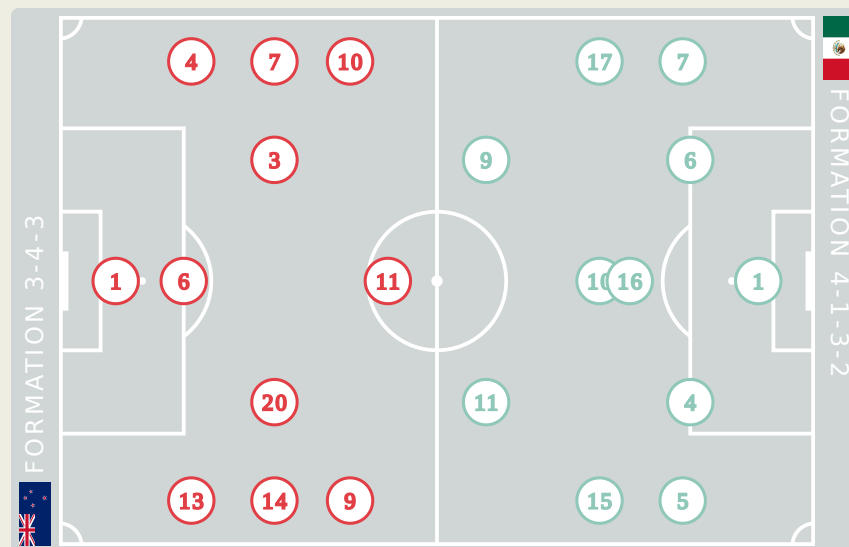


### STARTING

- 1 GK FOORD Matt 66'
- 3 MF LEULUAI Marley (C)
- 4 DF COVENY Luka
- 6 DF GARDINER Dylan
- 7 FW DHOTMAN DE VILLIERS Matt ↓ 70'
- 9 FW UKICH Stipe ↓ 55'
- 10 FW WATSON Adam ↓ 70'
- 11 FW SUPYK Luke
- 13 DF DUPONT Noah ↓ 62'
- 14 DF MURPHY Nicholas ↓ 55'
- 20 MF MITCHELL Luke

### SUBSTITUTES

- 12 GK BROWN Joshua
- 21 GK McCARRON Eamonn
- 2 DF LEE Ryan ↑ 70'
- 5 DF ISAAKO Anton
- 8 MF DOMFEH Paris
- 15 DF THOMPSON Athan
- 16 DF EDWARDS Jesper ↑ 62'
- 17 FW WALKER Nathan ↑ 55'
- 18 FW SLOANE-RODRIGUES Gabriel ↑ 55'
- 19 MF CASSIDY Anaru ↑ 70'



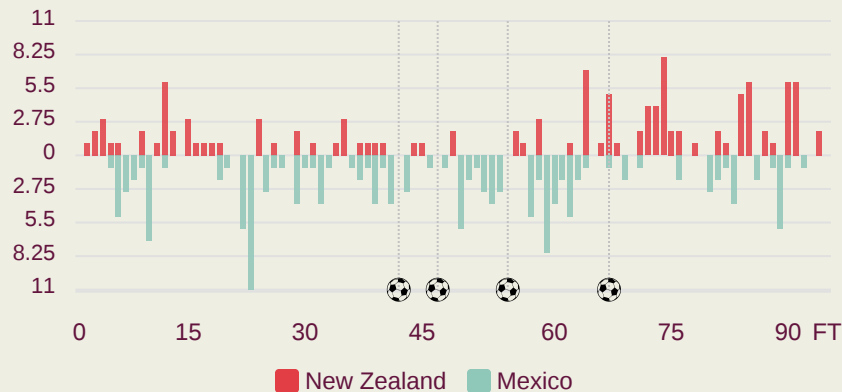
### STARTING

- BEDOLLA Paolo GK 1
- NAVARRETE Luis DF 4
- ROMERO Javen DF 5
- (C) MARTINEZ Isaac MF 6
- LOMELI Brandon FW 7
- ↓ 71' 67' 54' CARRILLO Stephano FW 9
- ↓ 55' ALVAREZ Gael MF 10
- ↓ 71' 42' BARAJAS Fidel FW 11
- ↓ 65' ORTIZ Luis MF 15
- VAZQUEZ Daniel MF 16
- ↓ 65' 47' FERNANDEZ DE LARA Adrian MF 17

### SUBSTITUTES

- DELGADO Fernando GK 12
- MORENO Roberto GK 21
- ↑ 65' SUAREZ Jose DF 2
- GARCIA Kevin DF 3
- ↑ 65' URIAS Jose MF 8
- PELAYO Adrian DF 13
- SANCHEZ Manuel DF 14
- ↑ 55' JIMENEZ Tahiel FW 18
- ↑ 71' LEVY Mateo FW 19
- ↑ 71' VALENZUELA Francisco FW 20

### Distribution in the Final Third



# Match Summary - Key Statistics



**New Zealand**



**Mexico**



## Possession

Total	41.8%	12.7%	45.6%	Total
0	Goals			4
12 (2)	Attempts at Goal (On Target)			18 (7)
392 (315)	Total Passes (Complete)			390 (323)
80 %	Pass Completion %			83 %
85	Completed Line Breaks			89
13	Defensive Line Breaks			17
95	Receptions in the Final Third			131
24	Crosses			23
15	Ball Progressions			19
237 (55)	Defensive Pressures Applied (Direct Pressures)			171 (55)
51	Forced Turnovers			57
95	Second Balls			90
112.7 km	Total Distance Covered			111.7 km
6.5 km	Zone 4 - Low Speed Sprinting: 20-25 km/h			6.8 km



**New Zealand**

**Phases of Play**

**Mexico**



**IN POSSESSION**



**OUT OF POSSESSION**



# IN POSSESSION

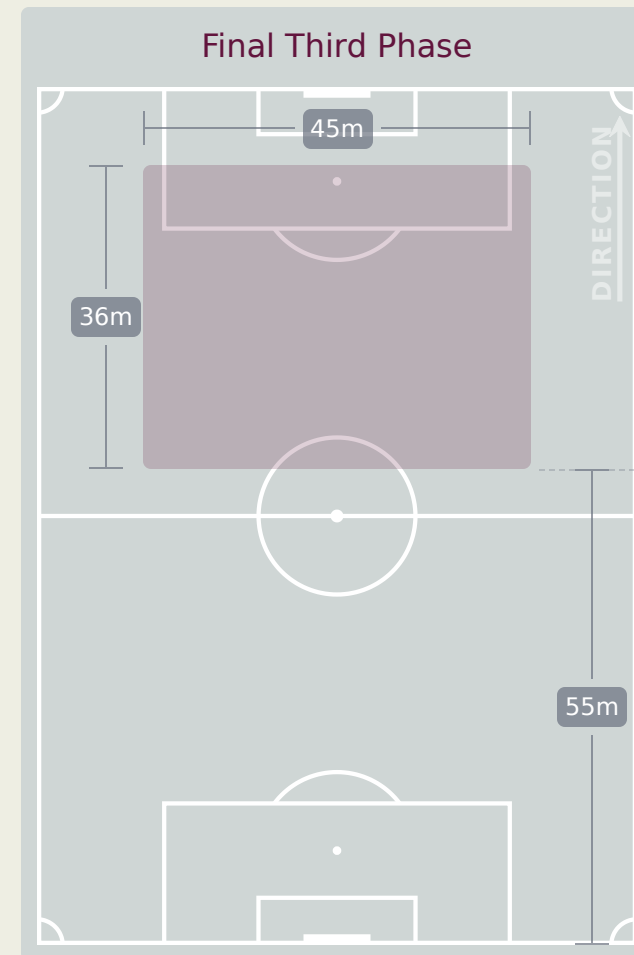
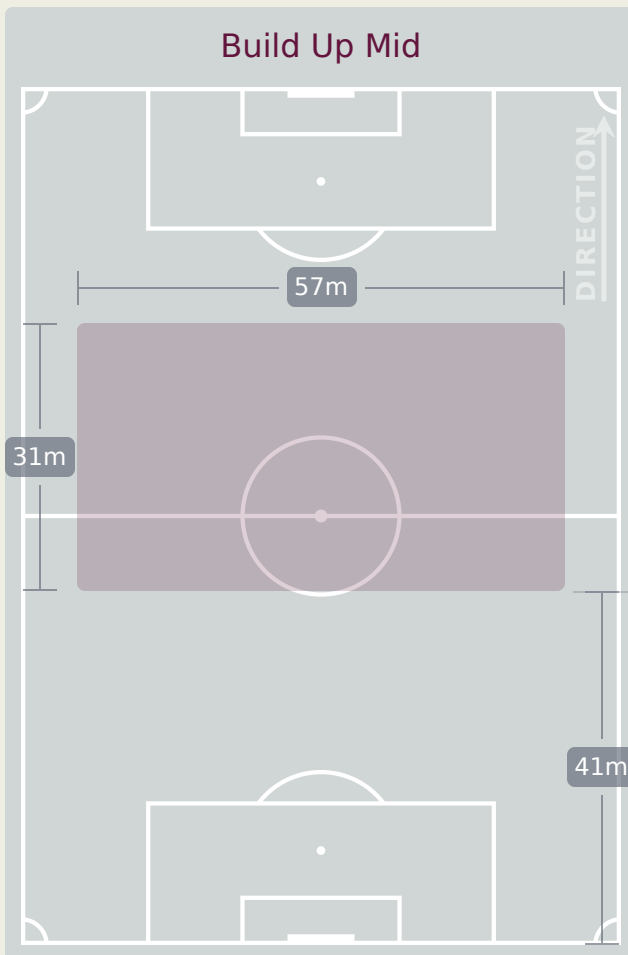
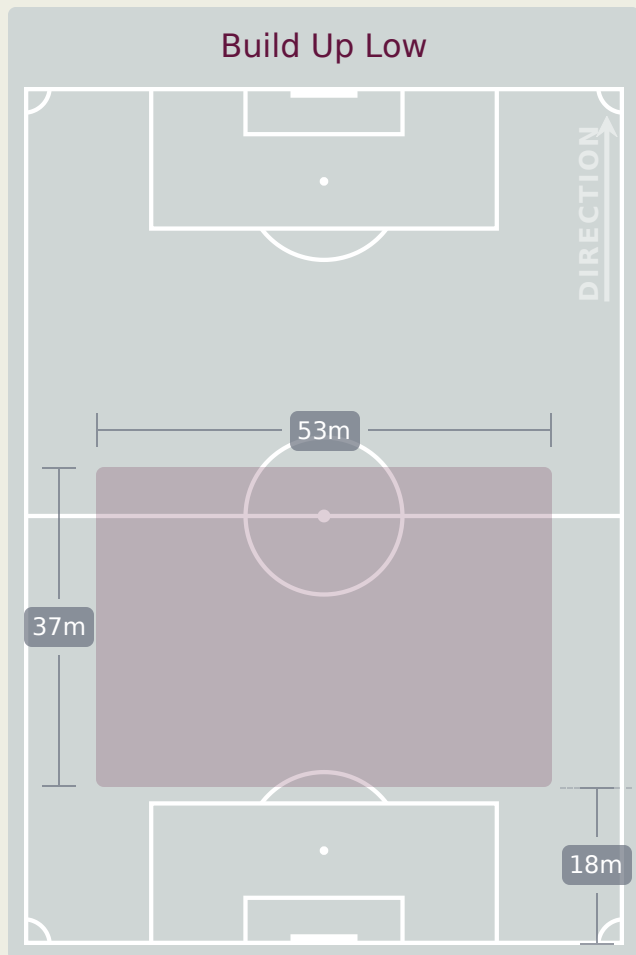


New Zealand v Mexico



# In Possession Line Height & Team Length

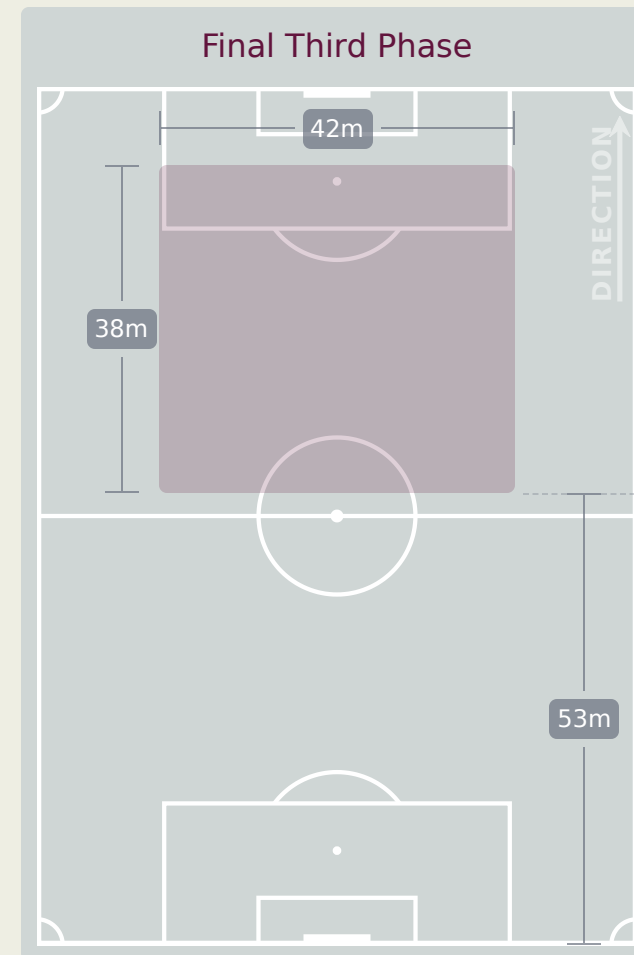
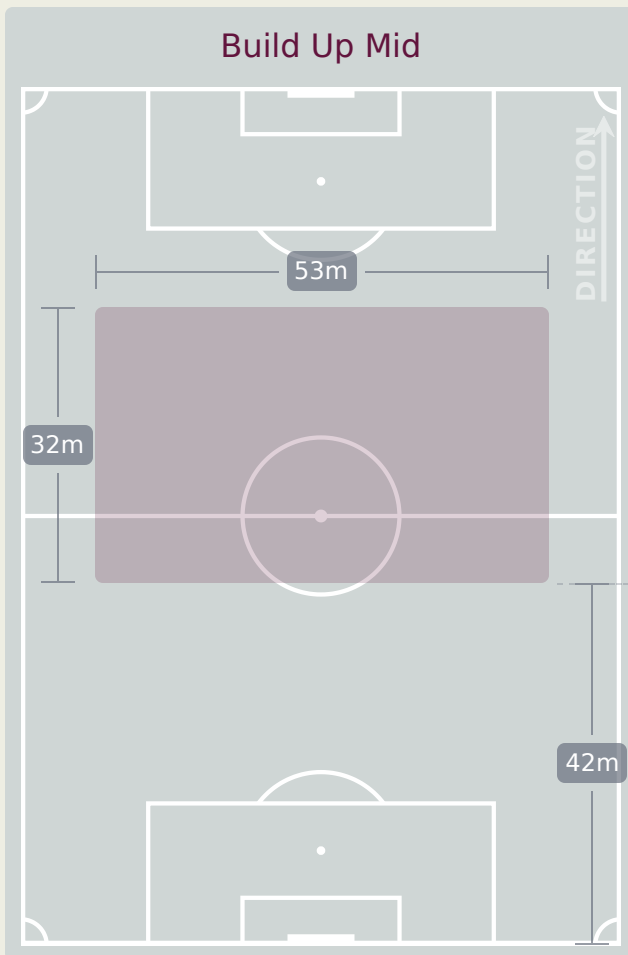
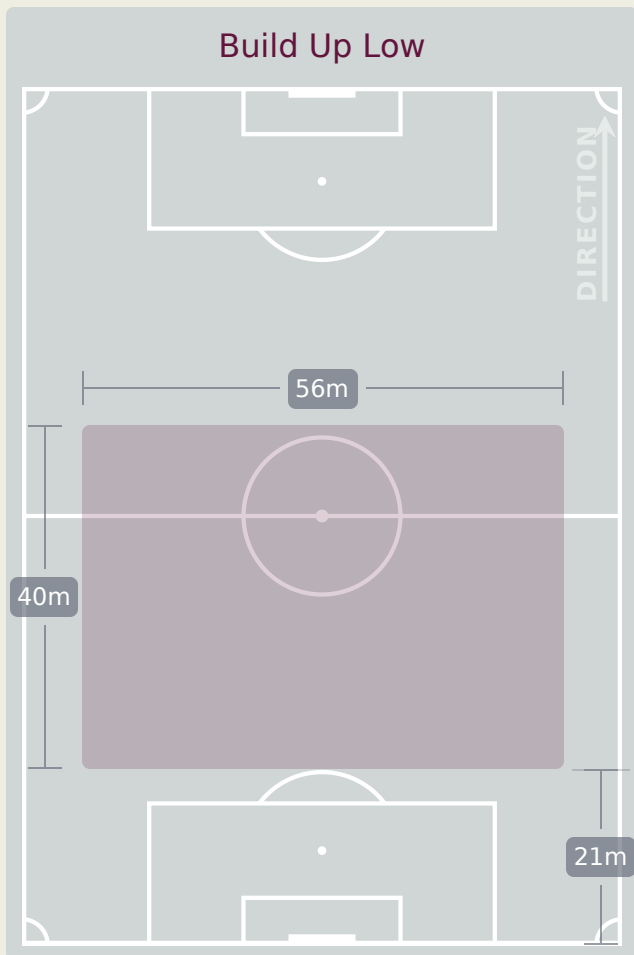
New Zealand



Mexico



# In Possession Line Height & Team Length



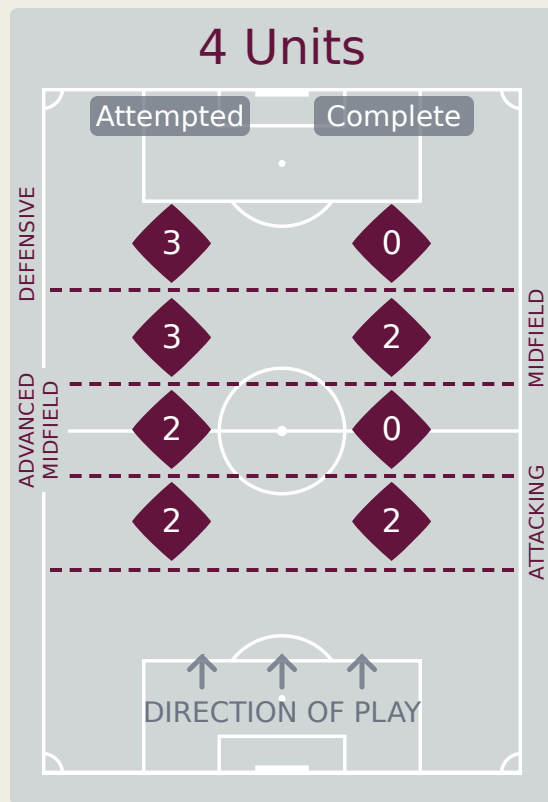
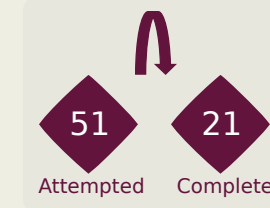
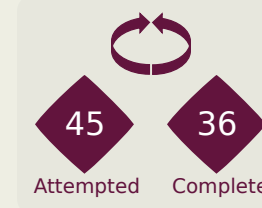
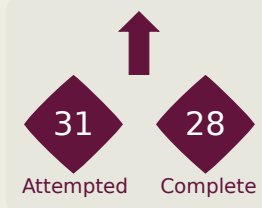
# Line Breaks



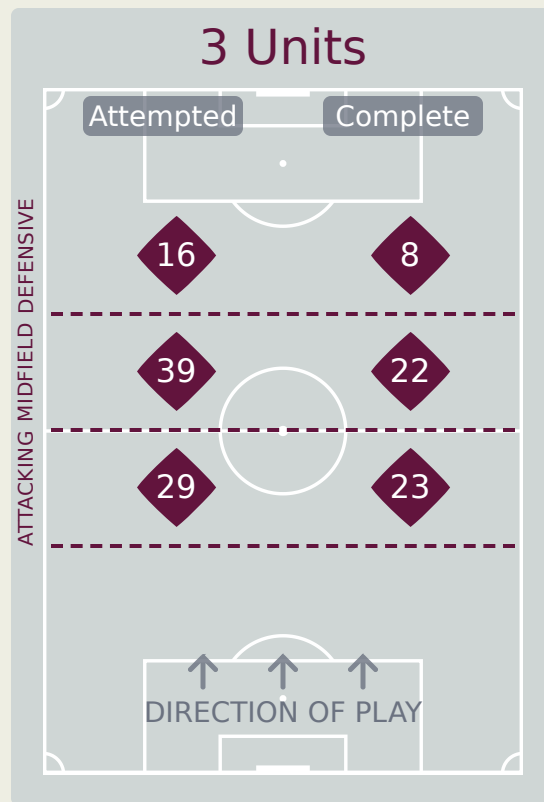
## New Zealand

Attempted Line Breaks

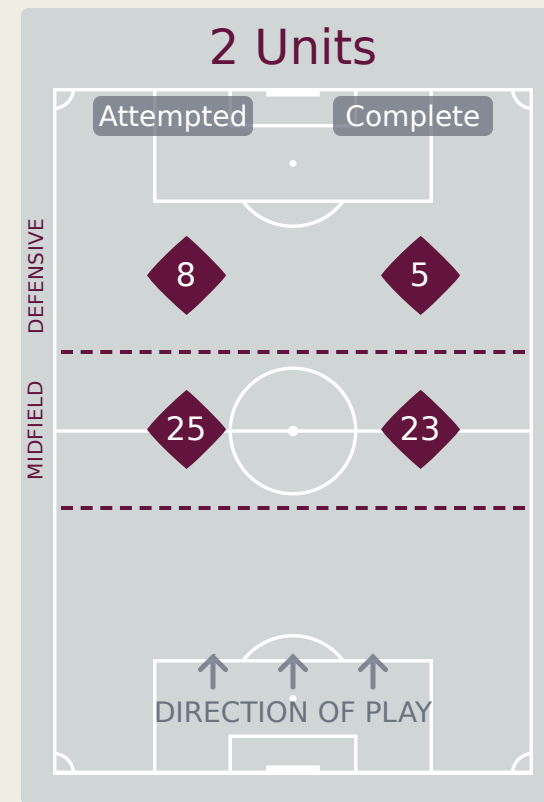
# 127



Attempted Line Breaks	10
Inside Shape	9
Outside Shape	1



Attempted Line Breaks	84
Inside Shape	57
Outside Shape	27



Attempted Line Breaks	33
Inside Shape	20
Outside Shape	13



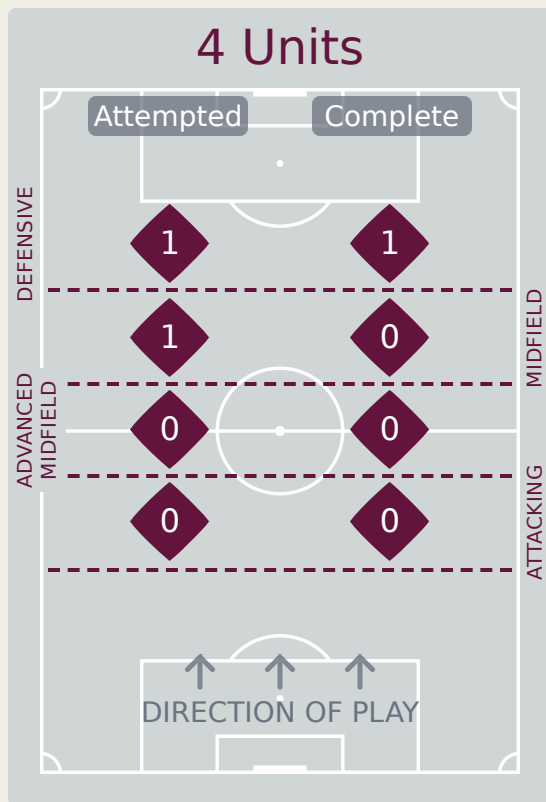
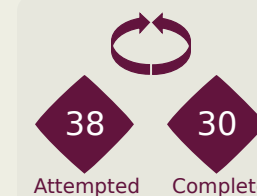
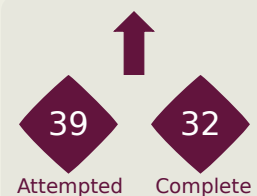
# Line Breaks



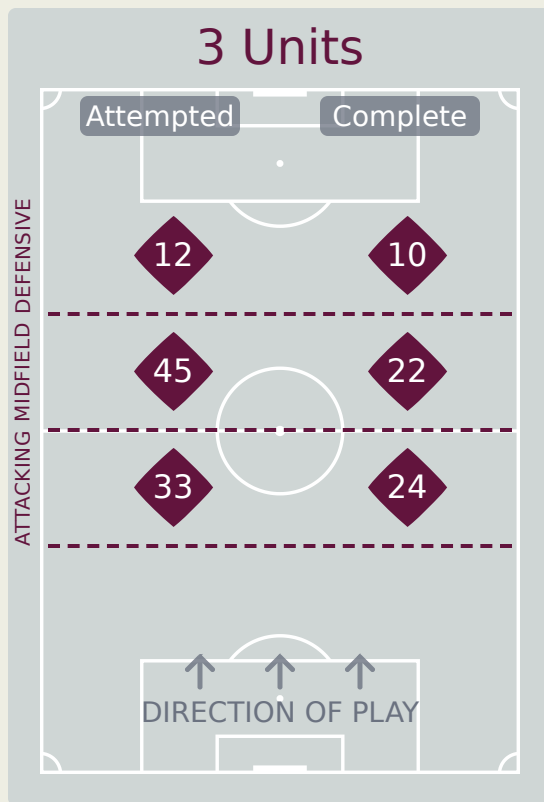
Mexico

Attempted Line Breaks

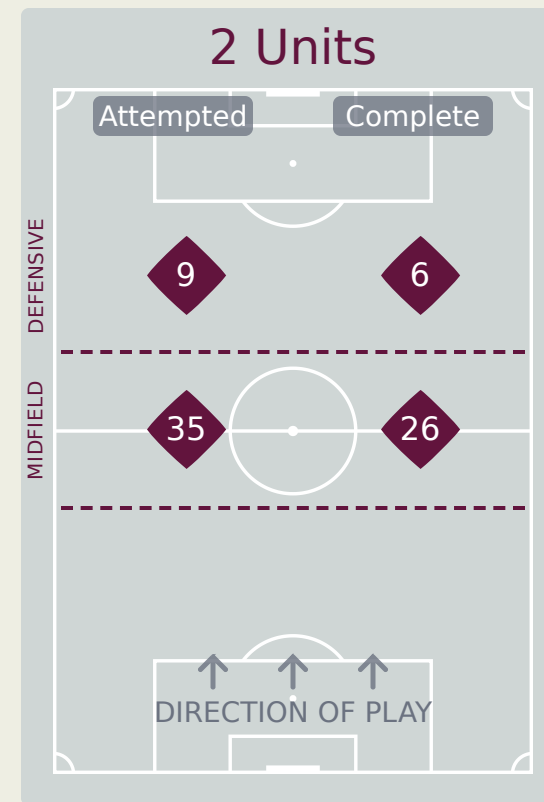
136



Attempted Line Breaks	2
Inside Shape	1
Outside Shape	1



Attempted Line Breaks	90
Inside Shape	55
Outside Shape	35



Attempted Line Breaks	44
Inside Shape	31
Outside Shape	13

## Line Breaks

New Zealand



					4 Units				3 Units			2 Units		Direction			Distribution Type		
#	Player	Line Breaks Attempted	Line Breaks Completed	Line Break Completion %	Attacking Line	Attacking Midfield Line	Midfield Line	Defensive Line	Attacking Line	Midfield Line	Defensive Line	Midfield Line	Defensive Line	Through	Around	Over	Pass	Cross	Ball Progression
1	FOORD Matt	14	9	64%	2	0	0	0	5	4	1	2	0	1	4	9	14	0	0
3	LEULUAI Marley	6	5	83%	0	0	0	0	1	4	0	1	0	6	0	0	6	0	0
4	COVENY Luka	22	15	68%	0	1	0	1	7	5	2	6	0	8	8	6	21	0	1
6	GARDINER Dylan	9	6	66%	0	0	0	0	0	4	0	4	1	2	0	7	9	0	0
7	DHOTMAN DE VILLIERS Matt	12	10	83%	0	0	2	0	1	5	1	1	2	1	8	3	12	0	0
9	UKICH Stipe	4	1	25%	0	0	0	0	0	2	2	0	0	1	1	2	2	0	2
10	WATSON Adam	7	4	57%	0	0	0	0	0	3	2	0	2	0	6	1	7	0	0
11	SUPYK Luke	2	1	50%	0	0	0	0	0	0	2	0	0	1	0	1	2	0	0
13	DUPONT Noah	13	7	53%	0	1	0	1	5	3	0	2	1	2	2	9	13	0	0
14	MURPHY Nicholas	3	2	66%	0	0	0	0	1	1	1	0	0	0	2	1	3	0	0
20	MITCHELL Luke	7	5	71%	0	0	0	0	1	2	1	3	0	1	3	3	4	1	2
2	LEE Ryan	2	2	100%	0	0	0	0	1	1	0	0	0	1	1	0	2	0	0
16	EDWARDS Jesper	9	9	100%	0	0	1	0	4	1	0	3	0	4	4	1	9	0	0
17	WALKER Nathan	10	3	30%	0	0	0	1	2	2	2	1	2	2	3	5	6	4	0
18	SLOANE-RODRIGUES Gabriel	0	0	0%	0	0	0	0	0	0	0	0	0	0	0	0	0	0	0
19	CASSIDY Anaru	7	6	85%	0	0	0	0	1	2	2	2	0	1	3	3	7	0	0



# Passing Networks

# New Zealand



#	Passes From ↓ to →	FOORD Matt	LEULUAI Marley	COVENY Luka	GARDINER Dylan	DHOTMAN DE VILLIERS Matt	UKICH Stipe	WATSON Adam	SUPYK Luke	DUPONT Noah	MURPHY Nicholas	MITCHELL Luke	LEE Ryan	EDWARDS Jesper	WALKER Nathan	SLOANE-RODRIGUES Gabriel	CASSIDY Anaru
1	FOORD Matt	0	3	5	1	0	1	1	0	3	1	1	1	1	0	0	0
3	LEULUAI Marley	0	0	5	5	4	1	2	2	2	0	4	1	2	0	2	6
4	COVENY Luka	1	6	0	8	7	0	1	1	3	0	3	0	1	4	3	4
6	GARDINER Dylan	2	2	13	0	3	1	1	2	7	0	3	0	4	0	0	0
7	DHOTMAN DE VILLIERS Matt	0	6	6	1	0	1	6	1	0	0	2	0	0	0	1	0
9	UKICH Stipe	0	0	2	1	2	0	0	1	1	1	3	0	0	0	0	0
10	WATSON Adam	0	1	0	1	5	0	0	2	0	1	0	0	0	0	0	0
11	SUPYK Luke	0	1	0	2	1	0	5	0	0	0	3	0	0	0	0	1
13	DUPONT Noah	2	1	2	6	3	3	1	1	0	1	6	0	0	0	0	0
14	MURPHY Nicholas	1	0	0	0	0	0	0	1	1	0	0	0	0	0	0	0
20	MITCHELL Luke	0	1	4	6	3	0	0	1	7	1	0	2	0	2	0	0
2	LEE Ryan	0	1	0	0	0	0	0	0	0	0	1	0	3	0	1	2
16	EDWARDS Jesper	1	3	0	0	0	0	0	1	0	0	0	0	0	0	1	4
17	WALKER Nathan	0	1	0	0	0	0	0	1	1	0	1	0	0	0	0	1
18	SLOANE-RODRIGUES Gabriel	0	2	1	1	1	0	0	0	0	0	0	0	1	1	0	0
19	CASSIDY Anaru	0	3	4	1	0	0	0	1	0	0	1	1	1	5	1	0

Top 5 Player to Player Passers		
Player	Passed To	% of Total Team Passes
GARDINER Dylan	COVENY Luka	4.4%
COVENY Luka	GARDINER Dylan	2.7%
COVENY Luka	DHOTMAN DE VILLIERS Matt	2.4%
GARDINER Dylan	DUPONT Noah	2.4%
MITCHELL Luke	DUPONT Noah	2.4%

# Passing Networks


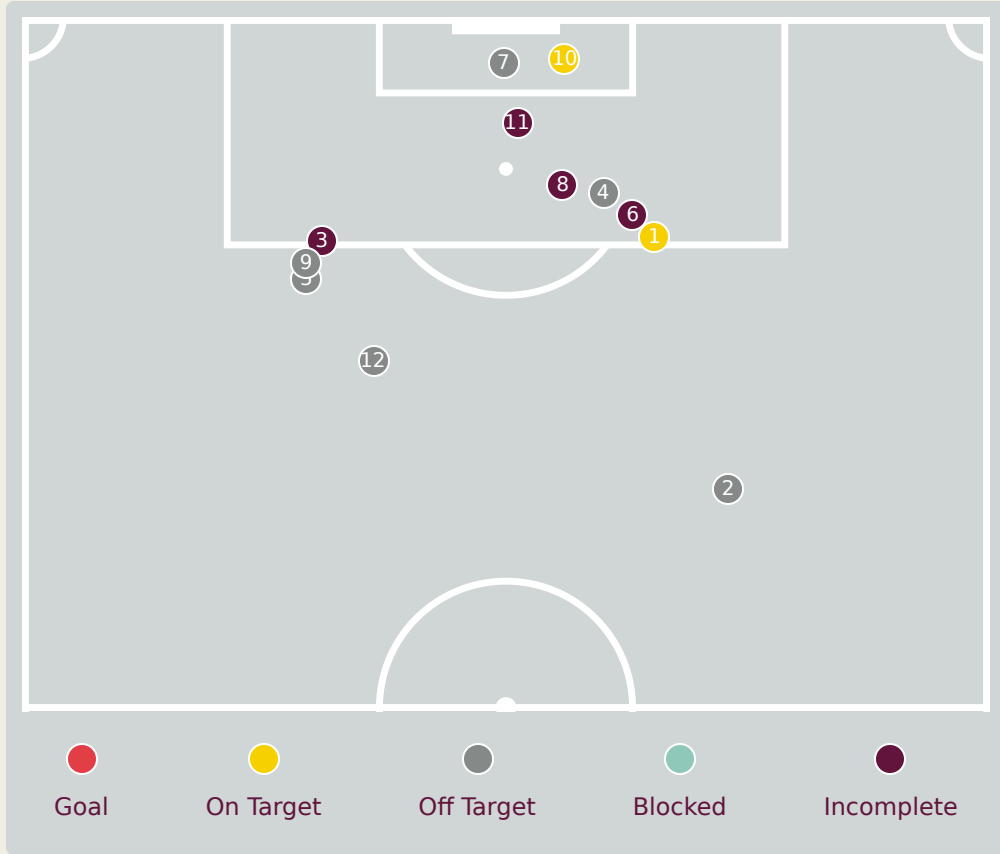


#	Passes From ↓ to →	BEDOLLA Paolo	NAVARRETE Luis	ROMERO Javen	MARTINEZ Isaac	LOMELI Brandon	CARRILLO Stephano	ALVAREZ Gael	BARAJAS Fidel	ORTIZ Luis	VAZQUEZ Daniel	FERNANDEZ DE LARA Adrian	SUAREZ Jose	URIAS Jose	JIMENEZ Tahiel	LEVY Mateo	VALENZUELA Francisco
1	BEDOLLA Paolo	9	4	9	3	0	0	0	0	0	1	1	0	0	0	0	0
4	NAVARRETE Luis	9	10	3	2	0	3	2	5	2	2	0	0	1	0	0	0
5	ROMERO Javen	2	6	0	1	2	0	5	5	4	1	0	4	1	1	3	0
6	MARTINEZ Isaac	4	11	0	11	1	1	0	6	7	2	1	1	0	0	0	0
7	LOMELI Brandon	0	0	0	10	2	2	0	0	0	11	1	0	1	0	0	0
9	CARRILLO Stephano	0	0	0	1	5	0	1	0	1	0	0	0	0	0	0	0
10	ALVAREZ Gael	0	1	0	1	2	1	0	0	3	0	0	0	0	0	0	0
11	BARAJAS Fidel	0	1	5	2	0	1	1	4	1	0	1	0	1	0	0	0
15	ORTIZ Luis	1	6	4	1	2	2	1	5	3	2	0	0	0	0	0	0
16	VAZQUEZ Daniel	1	5	1	6	8	1	0	0	1	2	0	0	2	0	0	0
17	FERNANDEZ DE LARA Adrian	1	0	0	4	5	1	1	0	0	2	0	0	1	0	0	0
2	SUAREZ Jose	0	0	0	1	1	0	0	0	0	0	0	0	0	0	0	0
8	URIAS Jose	0	0	2	0	1	1	0	0	0	0	0	0	0	0	0	2
18	JIMENEZ Tahiel	0	0	2	1	1	0	0	2	0	1	0	0	2	0	0	0
19	LEVY Mateo	0	0	0	1	0	0	0	0	0	0	0	1	0	0	0	0
20	VALENZUELA Francisco	0	0	3	0	0	0	0	0	0	0	0	0	0	0	0	0

Top 5 Player to Player Passers		
Player	Passed To	% of Total Team Passes
MARTINEZ Isaac	LOMELI Brandon	3.7%
MARTINEZ Isaac	NAVARRETE Luis	3.7%
LOMELI Brandon	FERNANDEZ DE LARA Adrian	3.7%
NAVARRETE Luis	ROMERO Javen	3.4%
LOMELI Brandon	MARTINEZ Isaac	3.4%

# Attempts at Goal

New Zealand



Key	Outcome	Shots
●	Goals	0
●	On Target	2
●	Off Target	6
●	Blocked	0
●	Incomplete	4

# Attempts at Goal

## New Zealand


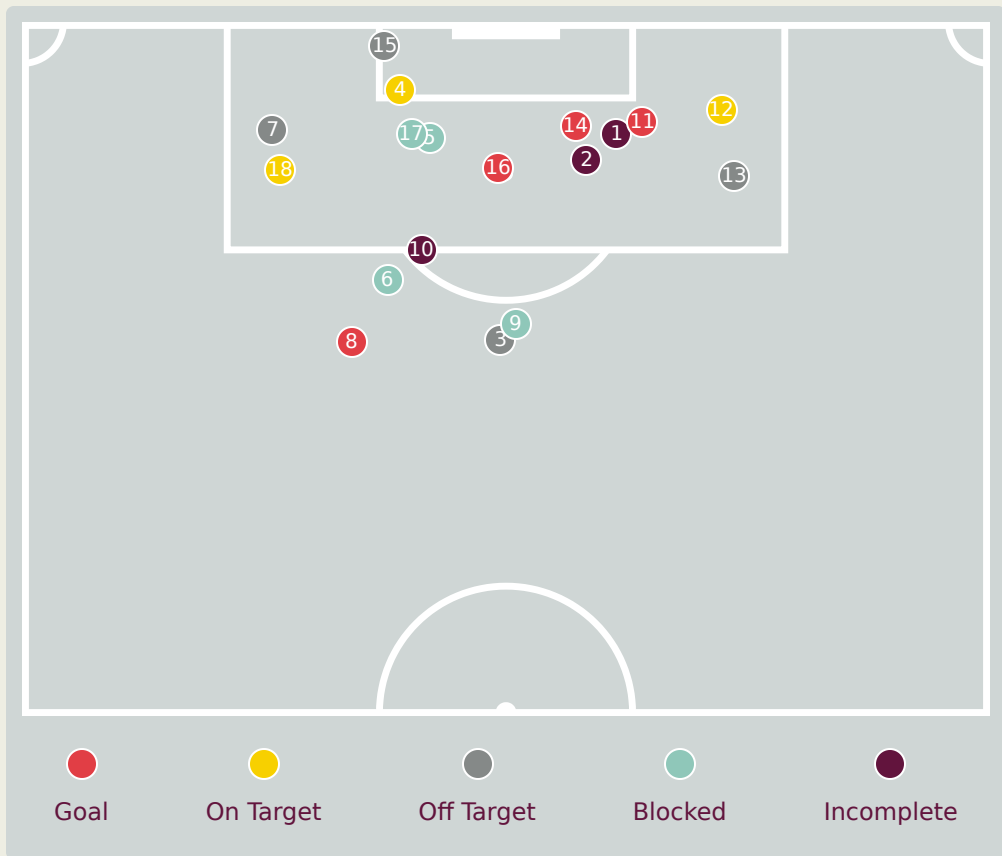


Time	Player	Outcome	Body Part	Delivery Type
2	11 SUPYK Luke	On Target - Goal Prevented	Right Foot	Ball Progression
11	10 WATSON Adam	Off Target	Left Foot	Loose Ball
35	10 WATSON Adam	Incomplete - Defensive Event	Left Foot	Loose Ball
45	11 SUPYK Luke	Off Target	Right Foot	Pass
55	3 LEULUAI Marley	Deflected Off Target - Defensive Event	Right Foot	Pass
56	20 MITCHELL Luke	Incomplete	Right Foot	Loose Ball
56	11 SUPYK Luke	Off Target	Head	Loose Ball
74	20 MITCHELL Luke	Incomplete - Defensive Event	Left Foot	Loose Ball
75	2 LEE Ryan	Off Target	Right Foot	Ball Progression
76	11 SUPYK Luke	On Target - Saved	Right Foot	Cross
84	11 SUPYK Luke	Incomplete - Player On Ball Error	Head	Cross
88	3 LEULUAI Marley	Off Target	Right Foot	Pass

Mexico



# Attempts at Goal



Key	Outcome	Shots
●	Goals	4
●	On Target	3
●	Off Target	4
●	Blocked	4
●	Incomplete	3



Mexico



## Attempts at Goal

Time	Player	Outcome	Body Part	Delivery Type
7	9 CARRILLO Stephano	Incomplete - Player On Ball Error	Right Foot	Cross
8	4 NAVARRETE Luis	Incomplete - Player On Ball Error	Head	Corner
19	10 ALVAREZ Gael	Deflected Off Target - Defensive Event	Right Foot	Pass
20	5 ROMERO Javen	On Target - Saved	Head	Corner
25	9 CARRILLO Stephano	Incomplete - Blocked	Right Foot	Pass
37	17 FERNANDEZ DE LARA Adrian	Incomplete - Blocked	Right Foot	Other
39	10 ALVAREZ Gael	Off Target	Left Foot	Loose Ball
41	11 BARAJAS Fidel	On Target - Goal	Right Foot	Pass
43	9 CARRILLO Stephano	Incomplete - Blocked	Left Foot	Other
43	15 ORTIZ Luis	Incomplete - Defensive Event	Left Foot	Loose Ball
46	17 FERNANDEZ DE LARA Adrian	On Target - Goal	Right Foot	Pass
49	11 BARAJAS Fidel	On Target - Saved	Left Foot	Ball Progression
51	7 LOMELI Brandon	Off Target	Right Foot	Pass
53	9 CARRILLO Stephano	On Target - Goal	Left Foot	Pass
63	11 BARAJAS Fidel	Off Target	Left Foot	Pass
66	9 CARRILLO Stephano	On Target - Goal	Right Foot	Penalty
83	19 LEVY Mateo	Incomplete - Blocked	Left Foot	Pass

# Attempts at Goal

Mexico

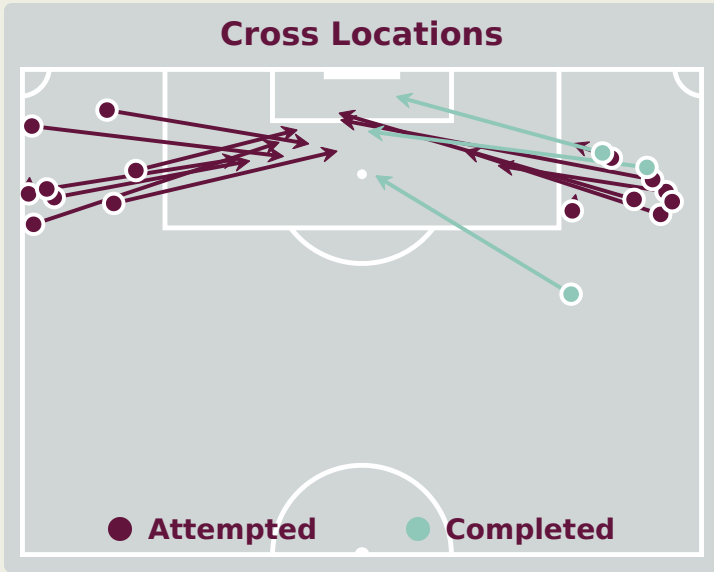


Time	Player	Outcome	Body Part	Delivery Type
91	20 VALENZUELA Francisco	On Target - Saved	Left Foot	Pass

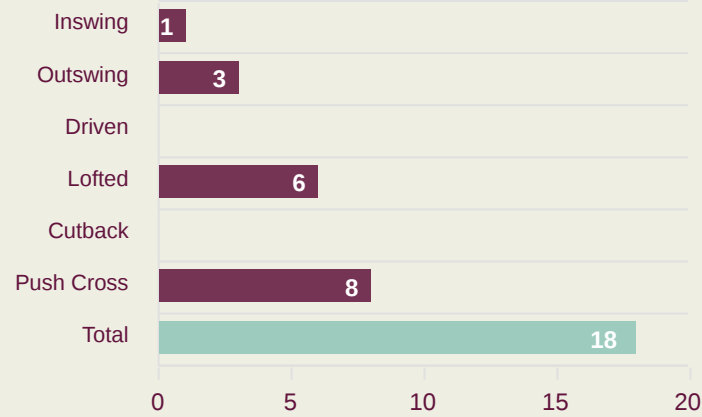
# New Zealand



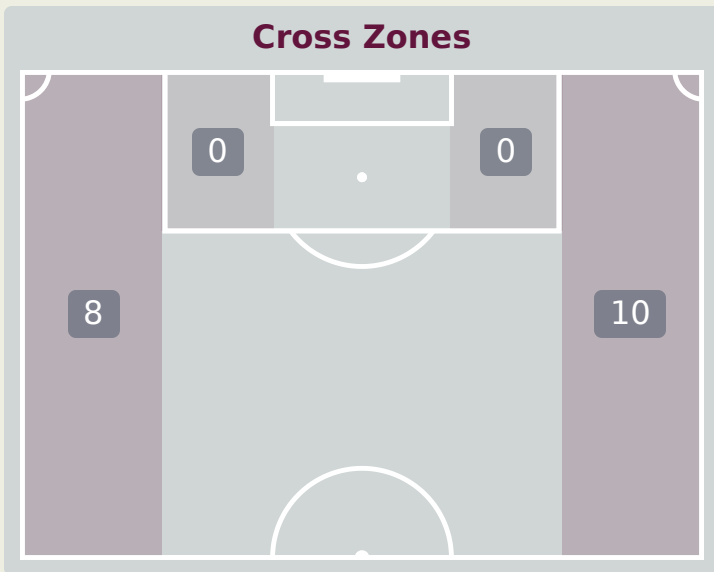
## Crosses (Open Play)



### Delivery Type



#	Player	Inswing	Outswing	Driven	Lofted	Cutback	Push Cross	Total Attempted
1	FOORD Matt	0	0	0	0	0	0	0
3	LEULUAI Marley	0	0	0	0	0	0	0
4	COVENY Luka	0	0	0	0	0	0	0
6	GARDINER Dylan	0	0	0	0	0	0	0
7	DHOTMAN DE VILLIERS Matt	0	0	0	2	0	2	4
9	UKICH Stipe	0	0	0	0	0	0	0
10	WATSON Adam	0	0	0	0	0	0	0
11	SUPYK Luke	0	0	0	0	0	0	0
13	DUPONT Noah	0	0	0	0	0	0	0
14	MURPHY Nicholas	0	0	0	0	0	1	1
20	MITCHELL Luke	0	1	0	1	0	0	2
2	LEE Ryan	0	0	0	1	0	0	1
16	EDWARDS Jesper	0	0	0	0	0	0	0
17	WALKER Nathan	0	2	0	2	0	4	8
18	SLOANE-RODRIGUES Gabriel	0	0	0	0	0	1	1
19	CASSIDY Anaru	1	0	0	0	0	0	1



**Attempted**

**18**

**Completed**

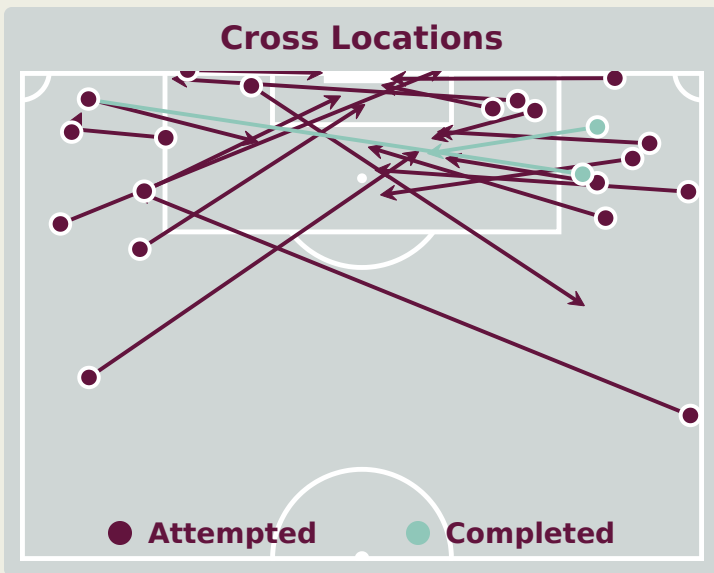
**3**

**Most Crosses Attempted**

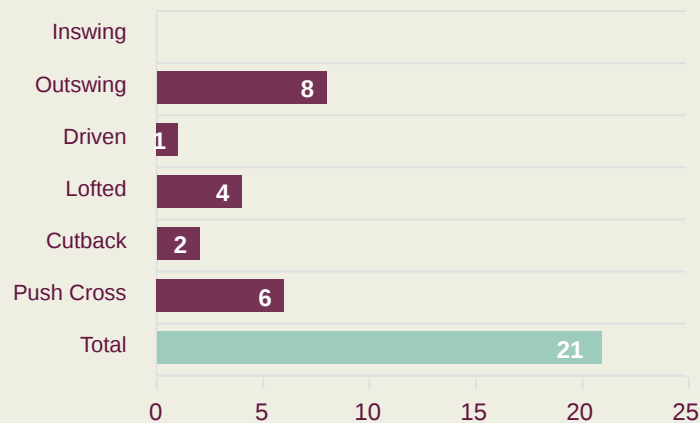
**8**

**WALKER Nathan**  
BENCH

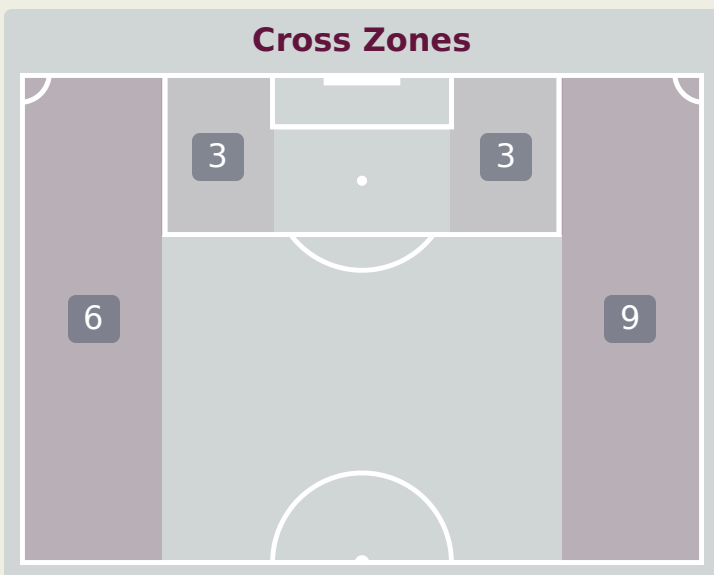
# Crosses (Open Play)



### Delivery Type



#	Player	Inswing	Outswing	Driven	Lofted	Cutback	Push Cross	Total Attempted
1	BEDOLLA Paolo	0	0	0	0	0	0	0
4	NAVARRETE Luis	0	0	0	0	0	0	0
5	ROMERO Javen	0	1	0	1	0	2	4
6	MARTINEZ Isaac	0	0	0	0	0	0	0
7	LOMELI Brandon	0	5	0	1	0	2	8
9	CARRILLO Stephano	0	0	1	0	0	0	1
10	ALVAREZ Gael	0	0	0	0	0	1	1
11	BARAJAS Fidel	0	0	0	0	0	0	0
15	ORTIZ Luis	0	0	0	0	0	0	0
16	VAZQUEZ Daniel	0	0	0	0	0	0	0
17	FERNANDEZ DE LARA Adrian	0	0	0	2	2	1	5
2	SUAREZ Jose	0	0	0	0	0	0	0
8	URIAS Jose	0	0	0	0	0	0	0
18	JIMENEZ Tahiel	0	1	0	0	0	0	1
19	LEVY Mateo	0	0	0	0	0	0	0
20	VALENZUELA Francisco	0	1	0	0	0	0	1



**Attempted**

**21**

**Completed**

**2**

**Most Crosses Attempted**

**8**

**LOMELI Brandon**  
RIGHT BACK

# Offering to Receive

# New Zealand

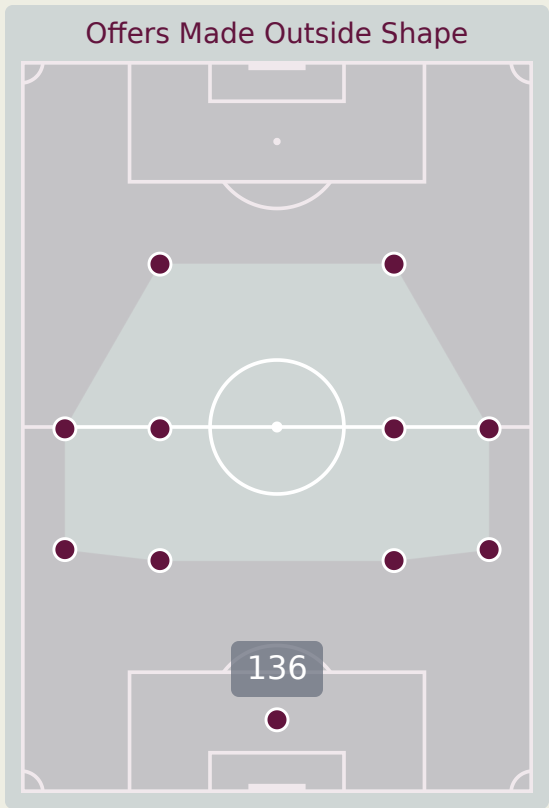
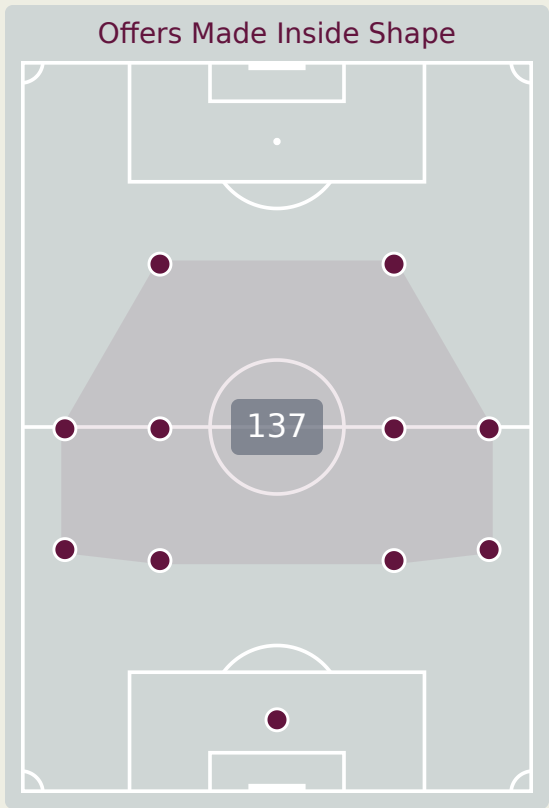
**273**  
Total Offers Made

**88**  
Total Offers Received

**Most Offers**  
**47**  
**MITCHELL Luke**  
RIGHT CENTRE MIDFIELD

#	Player	Offers Made	Offers Received	% Made & Received
1	FOORD Matt	0	0	0%
3	LEULUAI Marley	38	17	44.7%
4	COVENY Luka	6	2	33.3%
6	GARDINER Dylan	17	3	17.6%
7	DHOTMAN DE VILLIERS Matt	9	4	44.4%
9	UKICH Stipe	22	2	9.1%
10	WATSON Adam	35	10	28.6%
11	SUPYK Luke	29	12	41.4%
13	DUPONT Noah	9	7	77.8%
14	MURPHY Nicholas	16	2	12.5%
20	MITCHELL Luke	47	15	31.9%
2	LEE Ryan	3	1	33.3%
16	EDWARDS Jesper	2	1	50%
17	WALKER Nathan	13	3	23.1%
18	SLOANE-RODRIGUES Gabriel	18	5	27.8%
19	CASSIDY Anaru	9	4	44.4%

**117**  
Offers Made in Final Third



**123**  
Offers Made in Middle Third

**33**  
Offers Made in Defensive Third



# Offering to Receive

**308**  
Total Offers Made

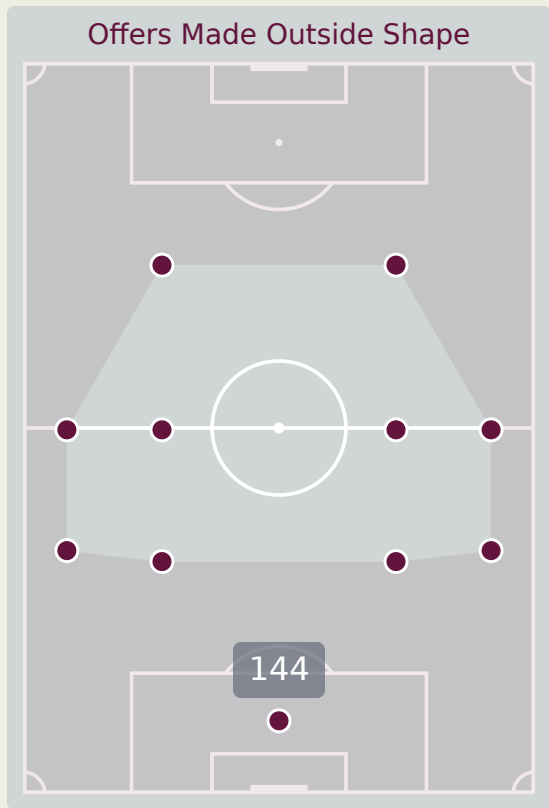
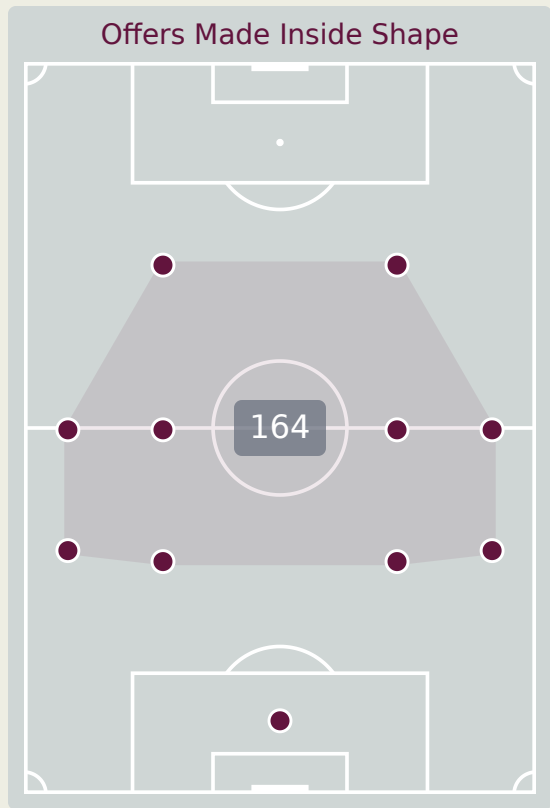
**98**  
Total Offers Received

**Most Offers**  
**55**  
**FERNANDEZ DE LARA Adrian**  
RIGHT MIDFIELD

**183**  
Offers Made in Final Third

**97**  
Offers Made in Middle Third

**28**  
Offers Made in Defensive Third



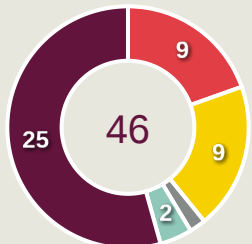
#	Player	Offers Made	Offers Received	% Made & Received
1	BEDOLLA Paolo	2	1	50%
4	NAVARRETE Luis	13	7	53.8%
5	ROMERO Javen	9	4	44.4%
6	MARTINEZ Isaac	16	13	81.2%
7	LOMELI Brandon	20	9	45%
9	CARRILLO Stephano	40	5	12.5%
10	ALVAREZ Gael	19	5	26.3%
11	BARAJAS Fidel	30	5	16.7%
15	ORTIZ Luis	39	14	35.9%
16	VAZQUEZ Daniel	26	7	26.9%
17	FERNANDEZ DE LARA Adrian	55	15	27.3%
2	SUAREZ Jose	6	1	16.7%
8	URIAS Jose	10	4	40%
18	JIMENEZ Tahiel	14	5	35.7%
19	LEVY Mateo	6	1	16.7%
20	VALENZUELA Francisco	3	2	66.7%

# Movement to Receive

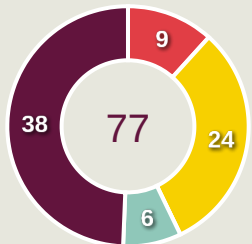


## Movement Types by Phase

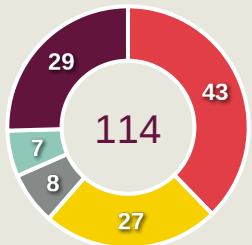
### Final Third Phase



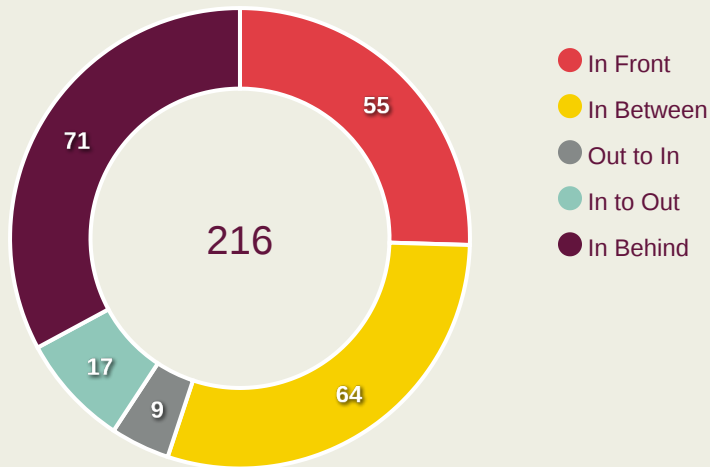
### Progression Phase



### Build Up Phase



## All Movement Types

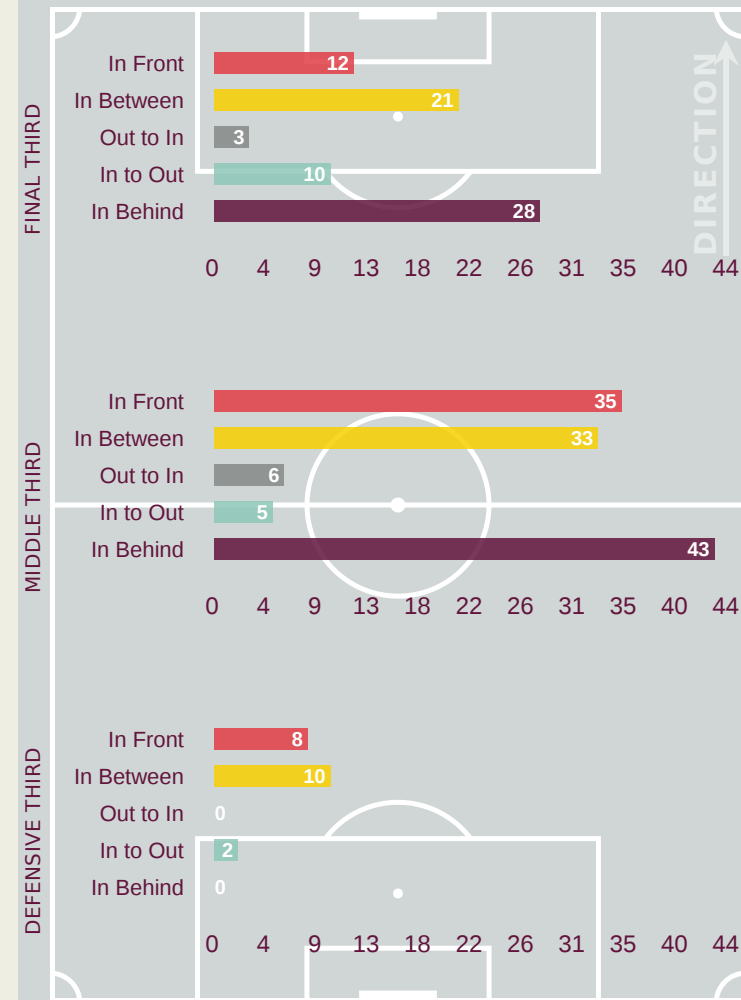


- In Front
- In Between
- Out to In
- In to Out
- In Behind

## Top Ranked Players

Type	Player	Movements
In Front	20 MITCHELL Luke	19
In Between	3 LEULUAI Marley	17
Out to In	10 WATSON Adam	5
In to Out	18 SLOANE-RODRIGUES Gabriel	5
In Behind	11 SUPYK Luke	21

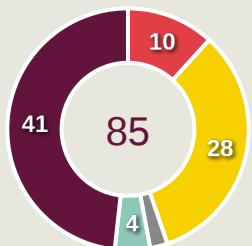
## Movement Types Pitch Third



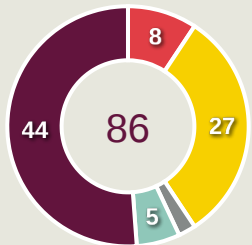
# Movement to Receive

## Movement Types by Phase

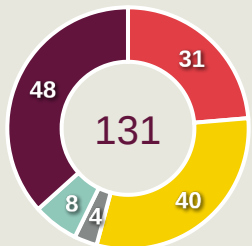
### Final Third Phase



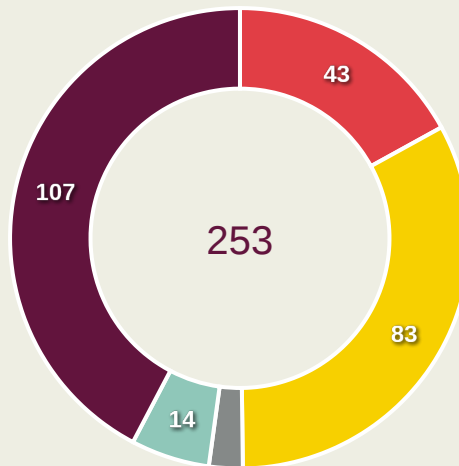
### Progression Phase



### Build Up Phase



## All Movement Types

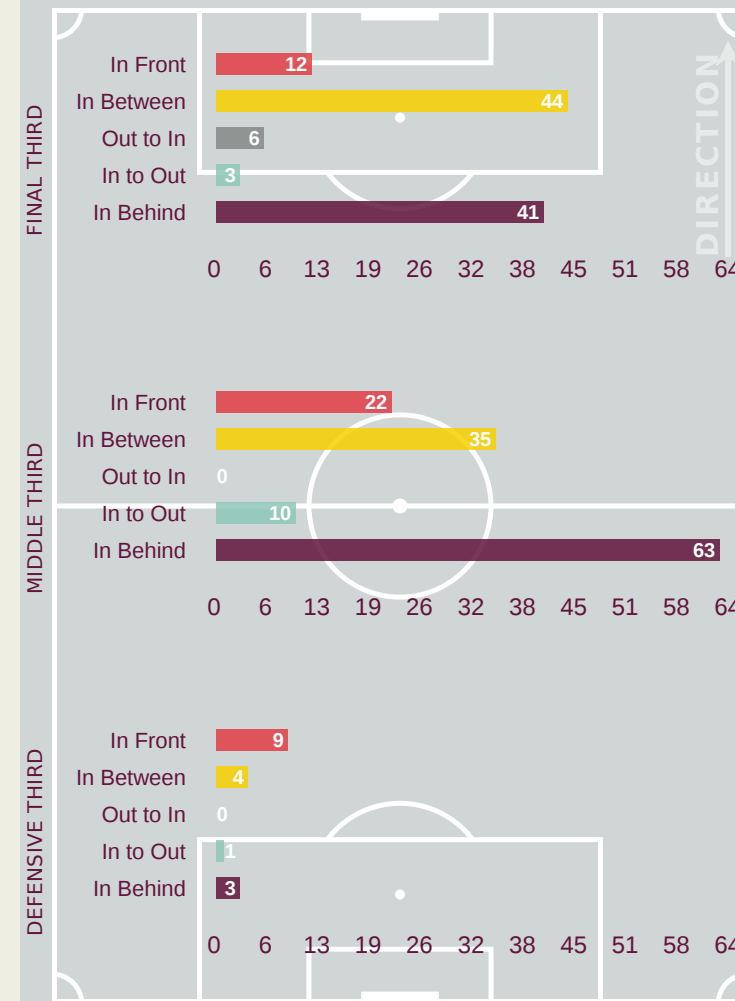


- In Front
- In Between
- Out to In
- In to Out
- In Behind

## Top Ranked Players

Type	Player	Movements
In Front	15 ORTIZ Luis	15
In Between	17 FERNANDEZ DE LARA Adrian	19
Out to In	17 FERNANDEZ DE LARA Adrian	4
In to Out	15 ORTIZ Luis	4
In Behind	17 FERNANDEZ DE LARA Adrian	23

## Movement Types Pitch Third





# OUT OF POSSESSION

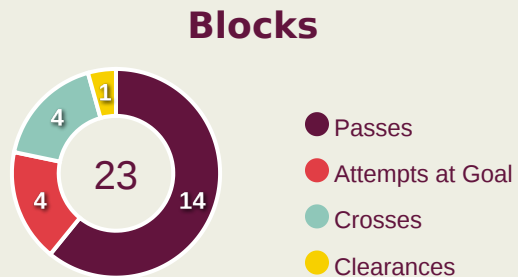


New Zealand v Mexico

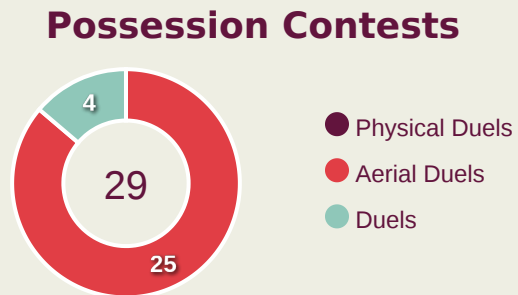
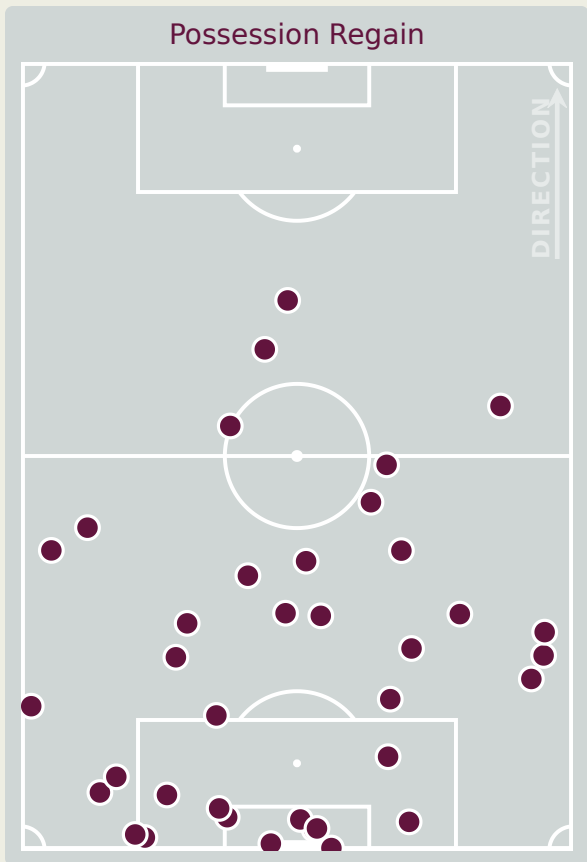
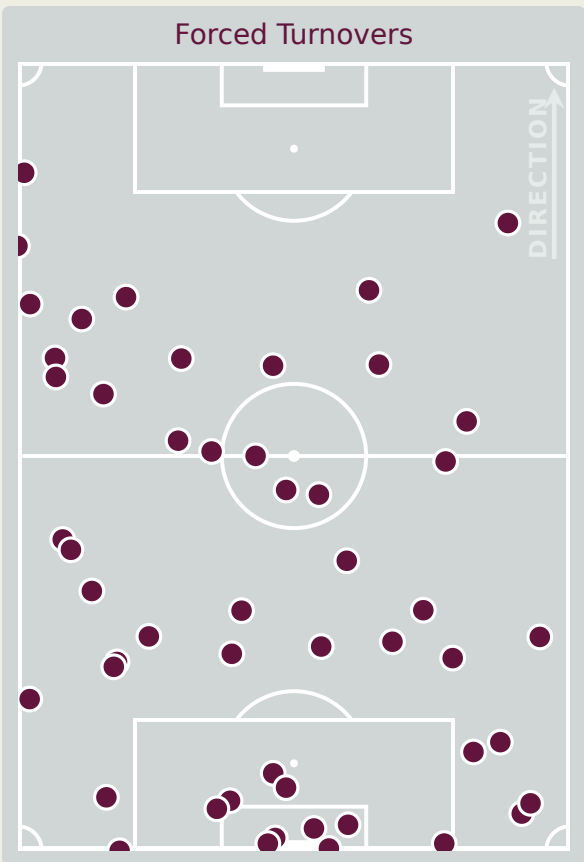


# Defensive Actions

# New Zealand



#	Player	Total Possession Regains
1	FOORD Matt	9
3	LEULUAI Marley	3
4	COVENY Luka	5
6	GARDINER Dylan	4
7	DHOTMAN DE VILLIERS Matt	0
9	UKICH Stipe	2
10	WATSON Adam	1
11	SUPYK Luke	2
13	DUPONT Noah	2
14	MURPHY Nicholas	3
20	MITCHELL Luke	3
2	LEE Ryan	2
16	EDWARDS Jesper	1
17	WALKER Nathan	0
18	SLOANE-RODRIGUES Gabriel	1
19	CASSIDY Anaru	0



Mexico



# Defensive Actions

**57**

**Forced Turnovers**

**27**

**Possession Regained**

**8**

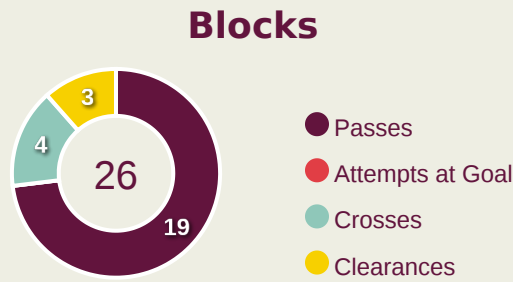
**Interceptions**

**34**

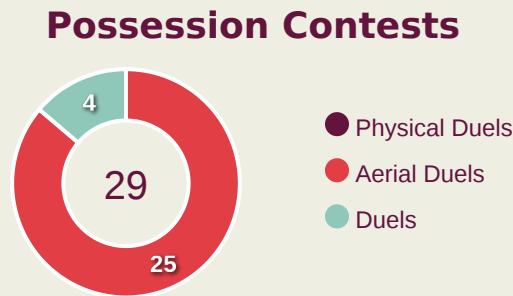
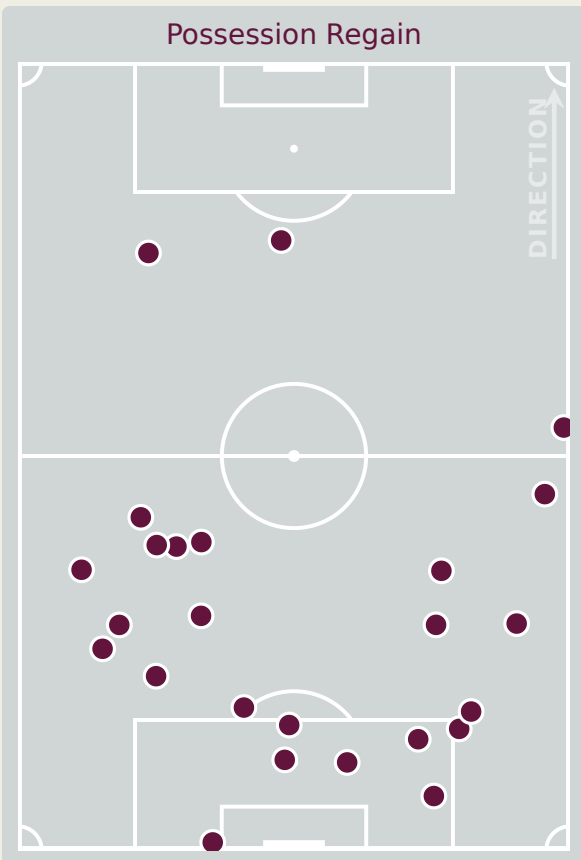
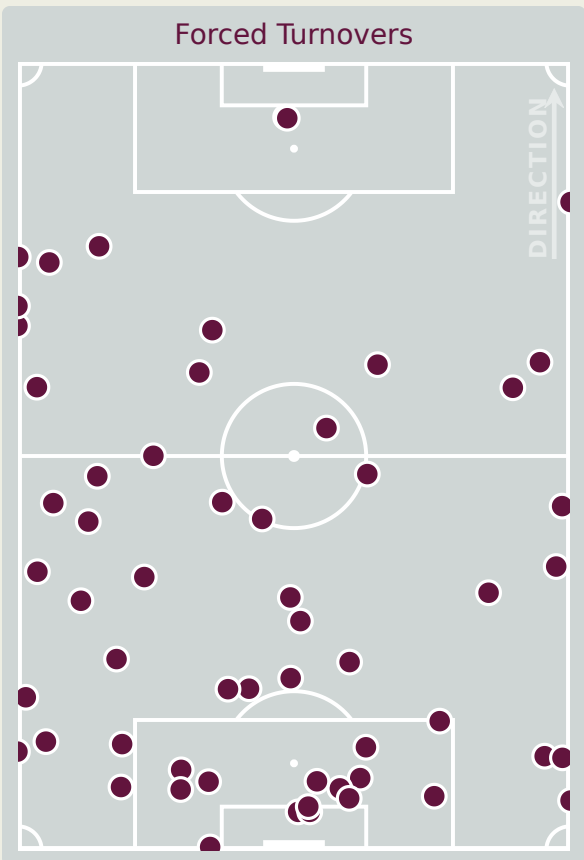
**Tackles**

**3.36**

**Possession Actions / Defensive Action**



#	Player	Total Possession Regains
1	BEDOLLA Paolo	4
4	NAVARRETE Luis	6
5	ROMERO Javen	5
6	MARTINEZ Isaac	3
7	LOMELI Brandon	0
9	CARRILLO Stephano	0
10	ALVAREZ Gael	1
11	BARAJAS Fidel	1
15	ORTIZ Luis	0
16	VAZQUEZ Daniel	1
17	FERNANDEZ DE LARA Adrian	1
2	SUAREZ Jose	0
8	URIAS Jose	2
18	JIMENEZ Tahiel	2
19	LEVY Mateo	0
20	VALENZUELA Francisco	1



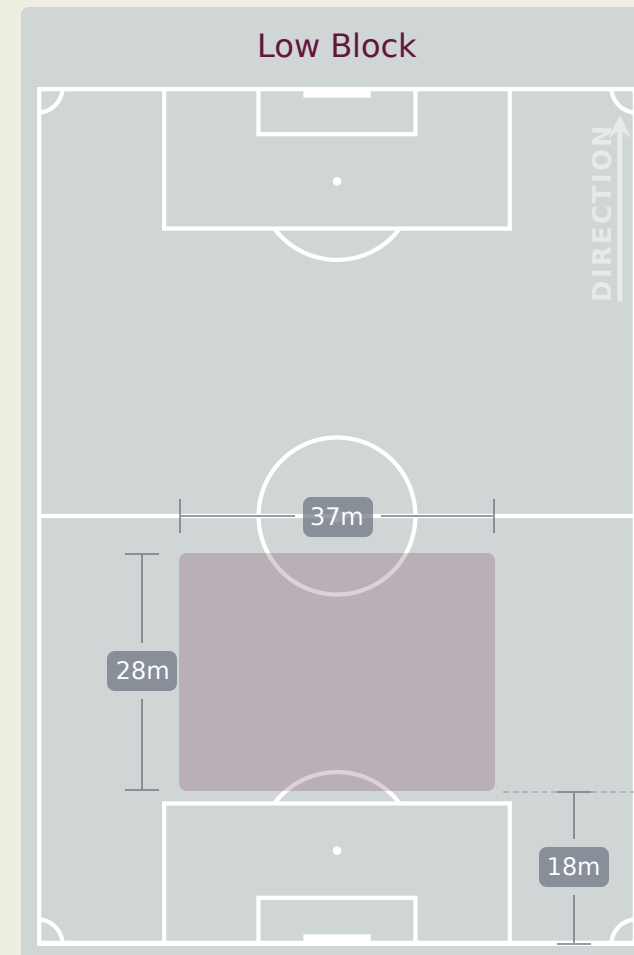
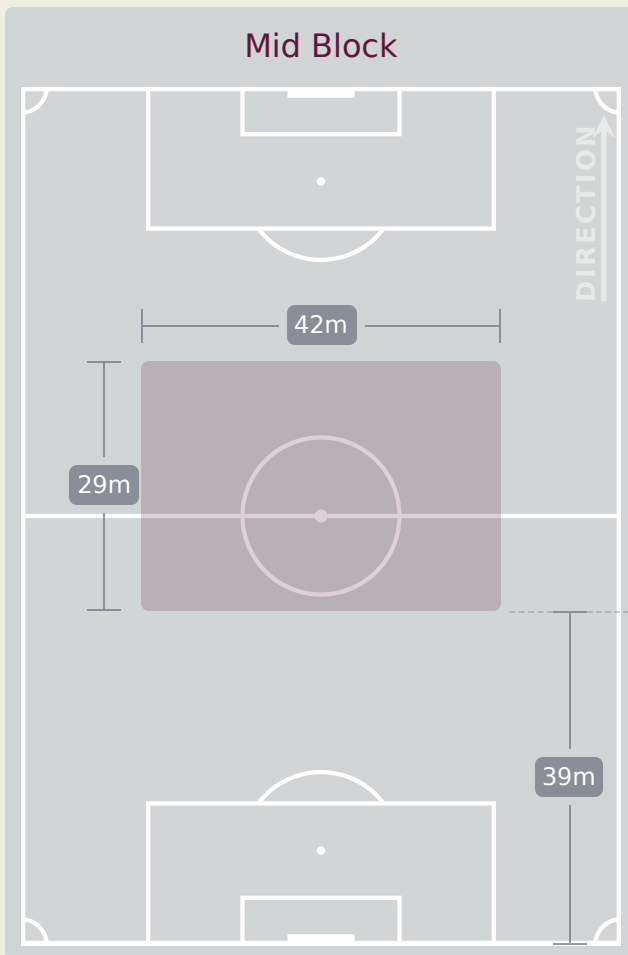
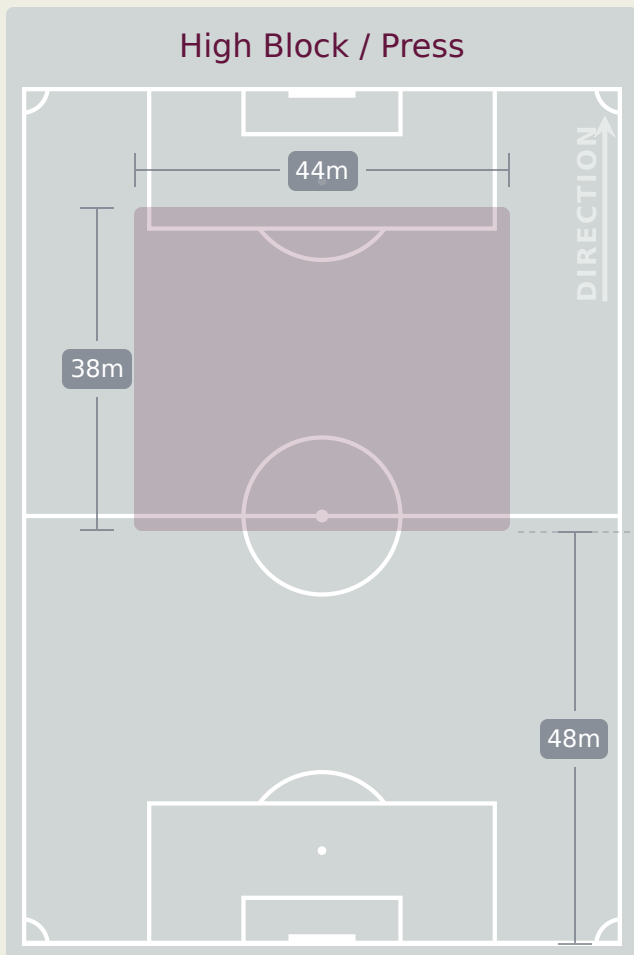
### Most Possession Regains

6

**NAVARRETE Luis**  
LEFT CENTRE BACK

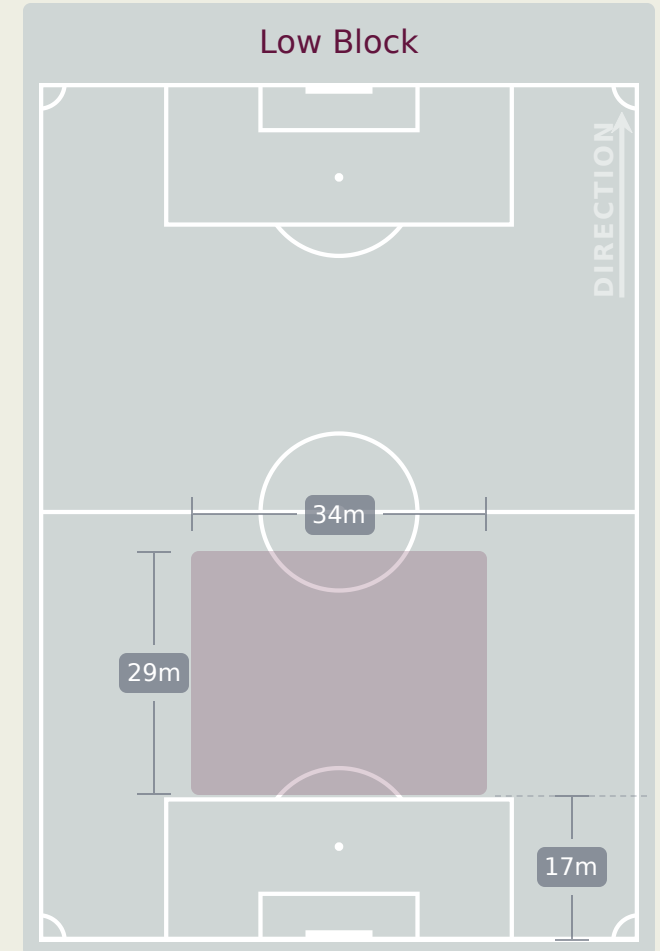
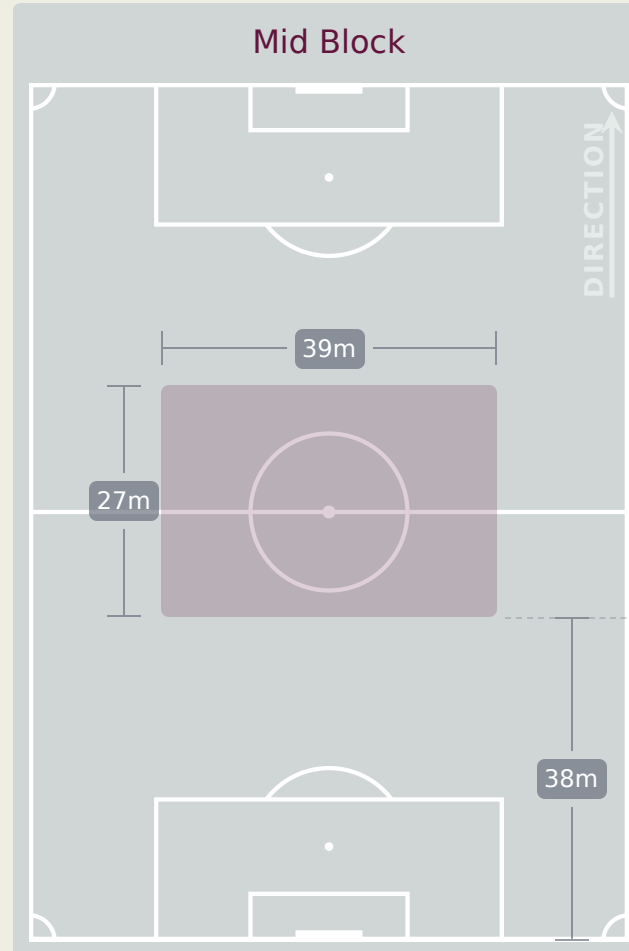
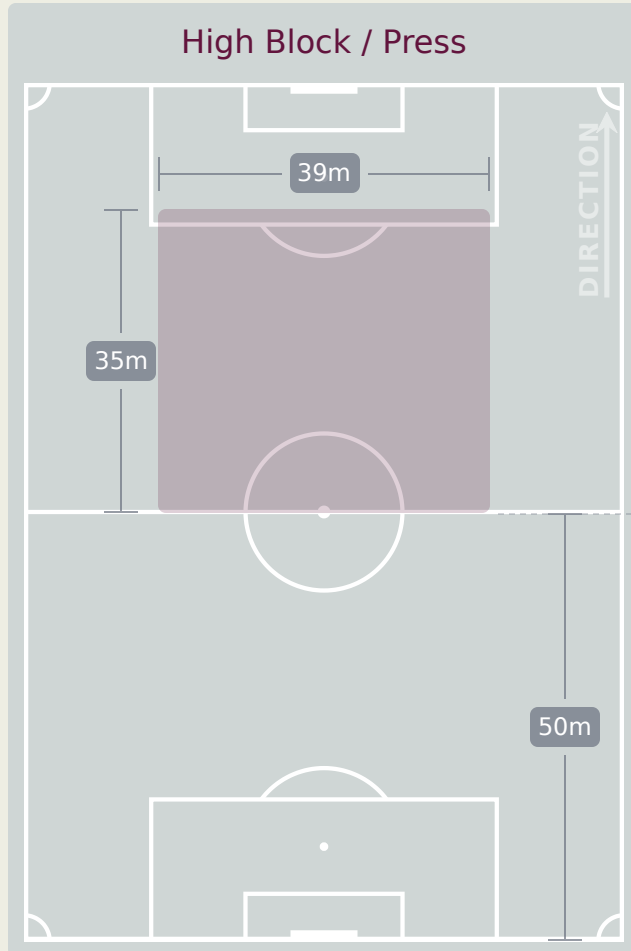
# Defensive Line Height & Team Length

New Zealand





# Defensive Line Height & Team Length



# Defensive Pressure



**New Zealand**

**Mexico**



237	Total Pressures	171
55	Direct Pressures	55
1.92s	Avg Pressure Duration	1.68s
51	Forced Turnovers	57
10.26s	Ball Recovery Time	10.26s
98	Pushing on into Pressing	57
184	Pushing on	121
29	Pressing Direction Inside	23
138	Pressing Direction Outside	86

**Most Direct Pressures**

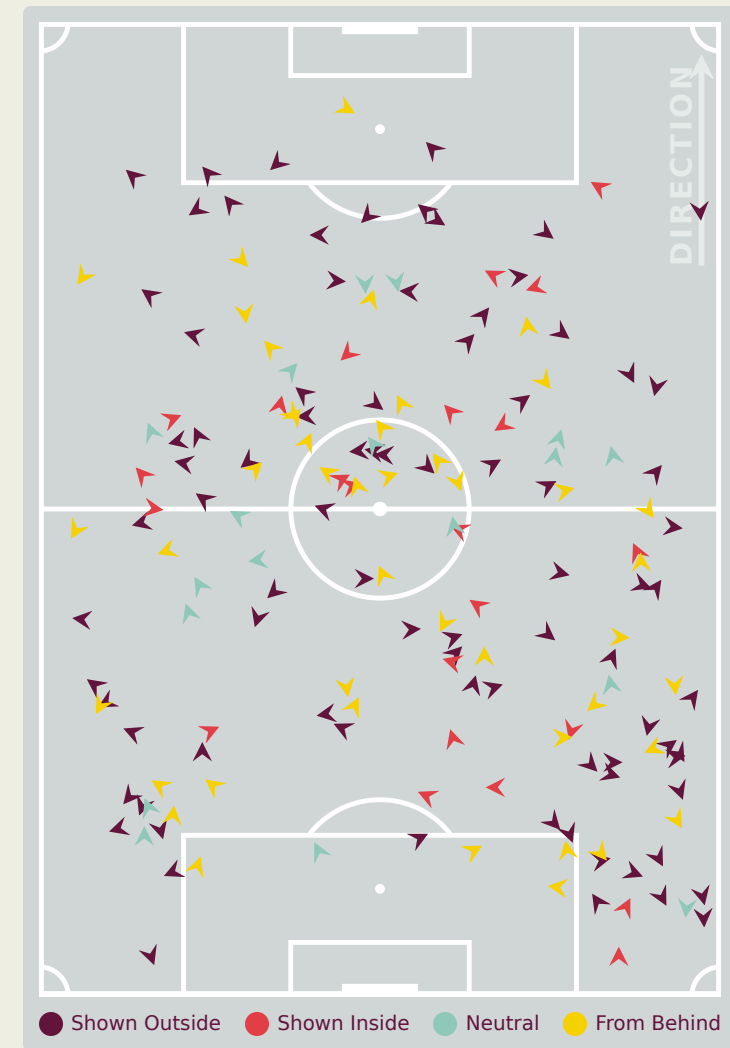
**12**

**COVENY Luka**  
LEFT BACK

**Most Direct Pressures**

**8**

**FERNANDEZ DE LARA Adrian**  
RIGHT MIDFIELD



# GOALKEEPING



New Zealand v Mexico

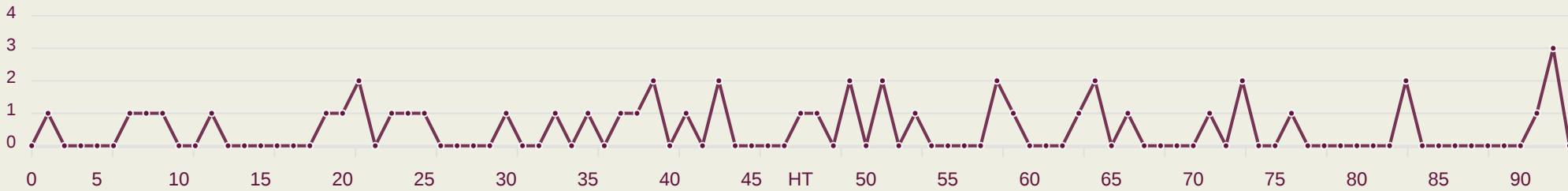


# Goalkeeping Involvement



## New Zealand

### New Zealand GK Involvement Timeline

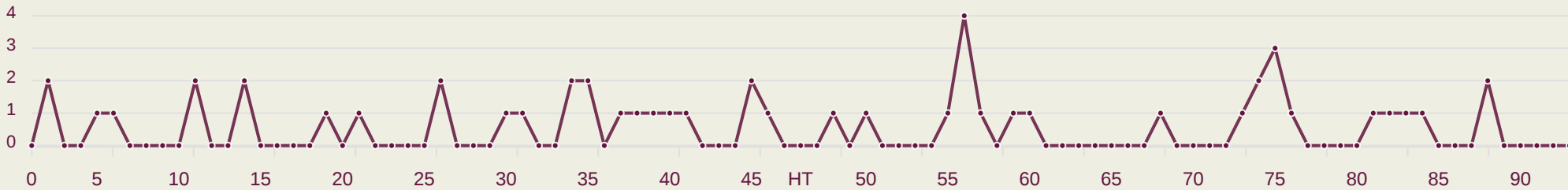


**48**  
Total Involvements



## Mexico

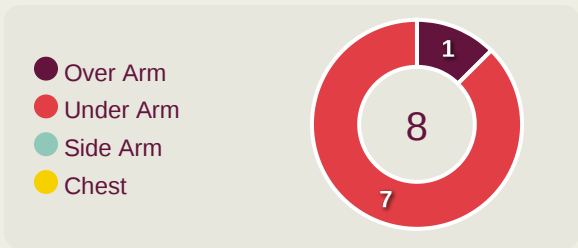
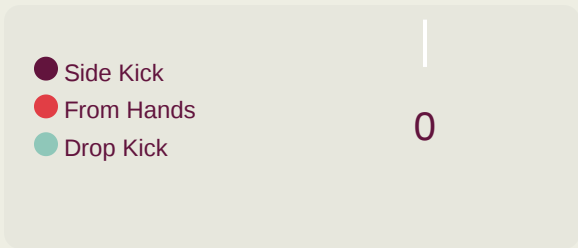
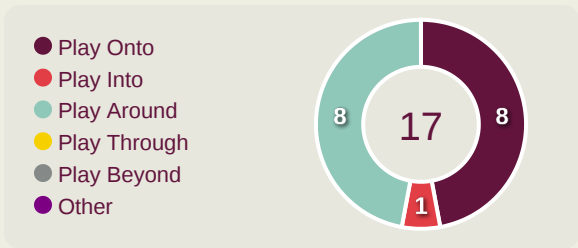
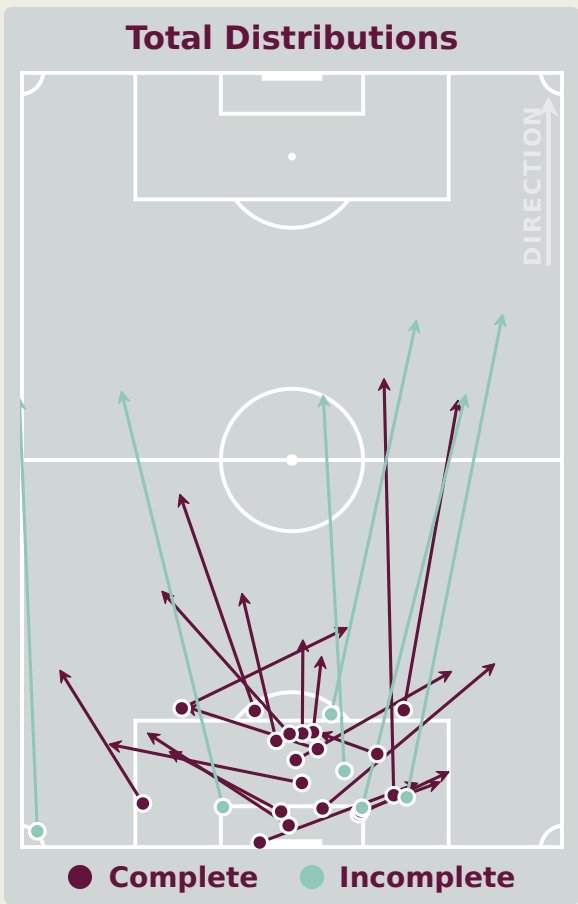
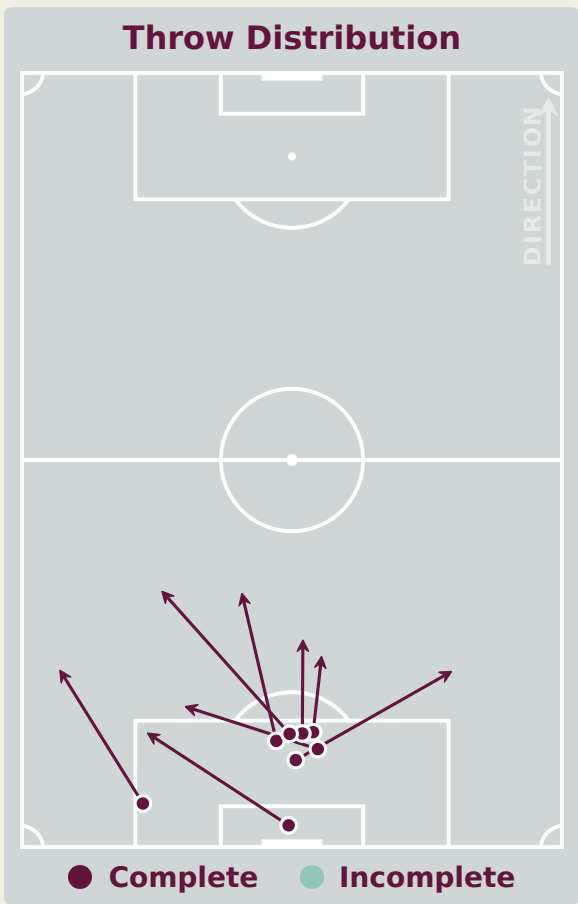
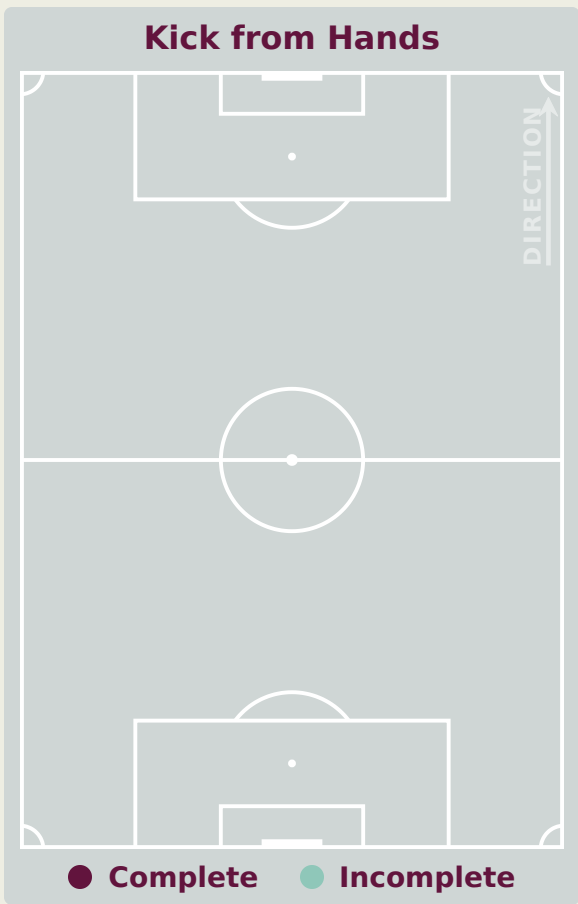
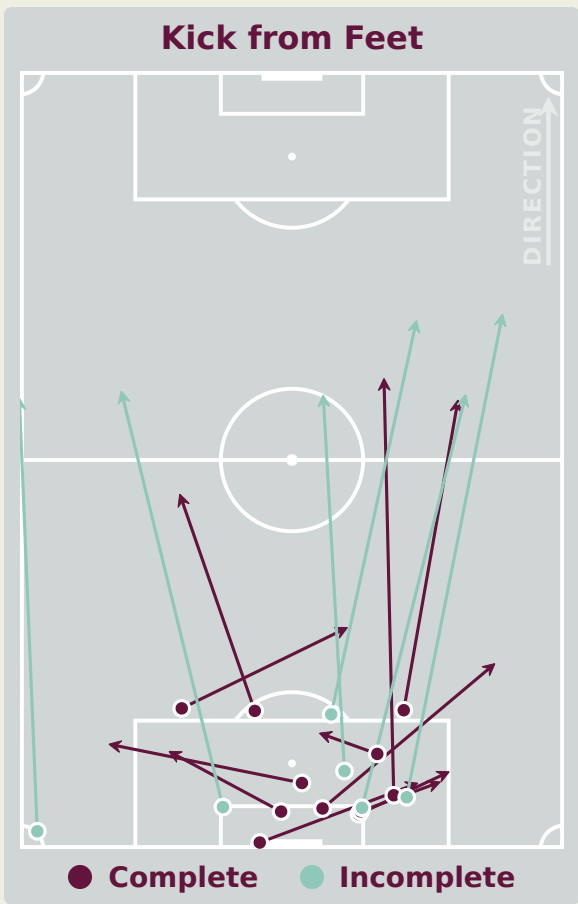
### Mexico GK Involvement Timeline




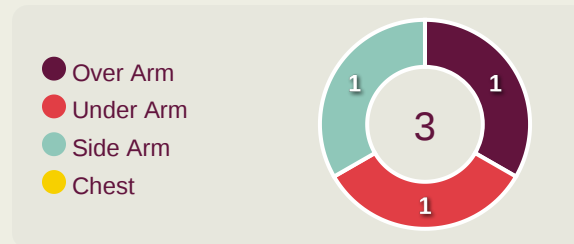
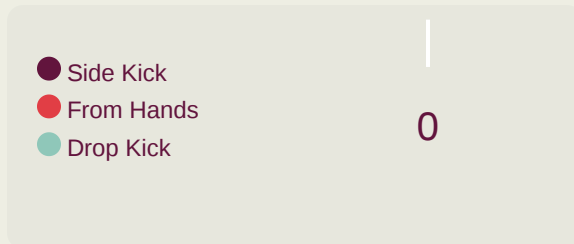
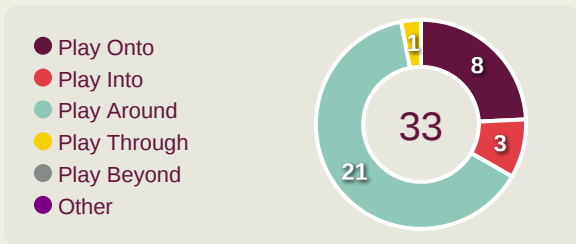
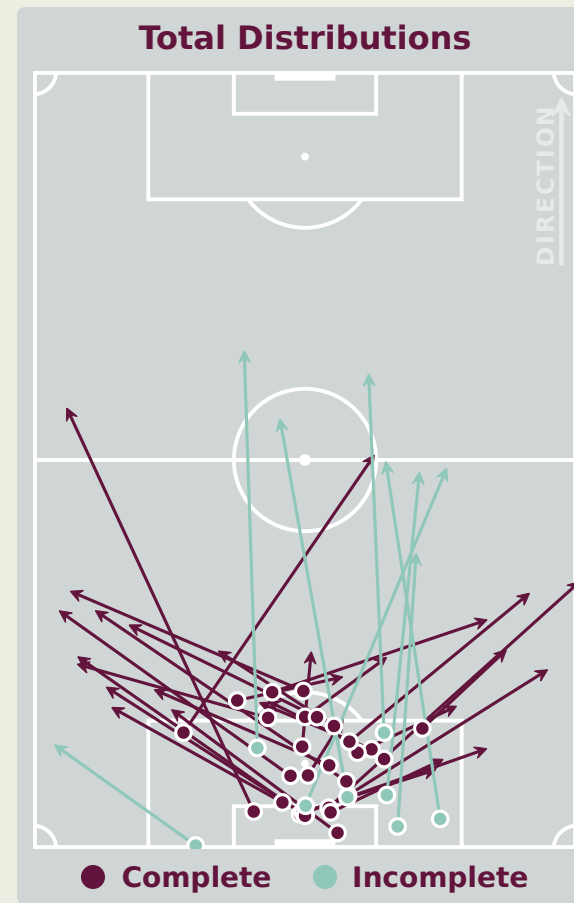
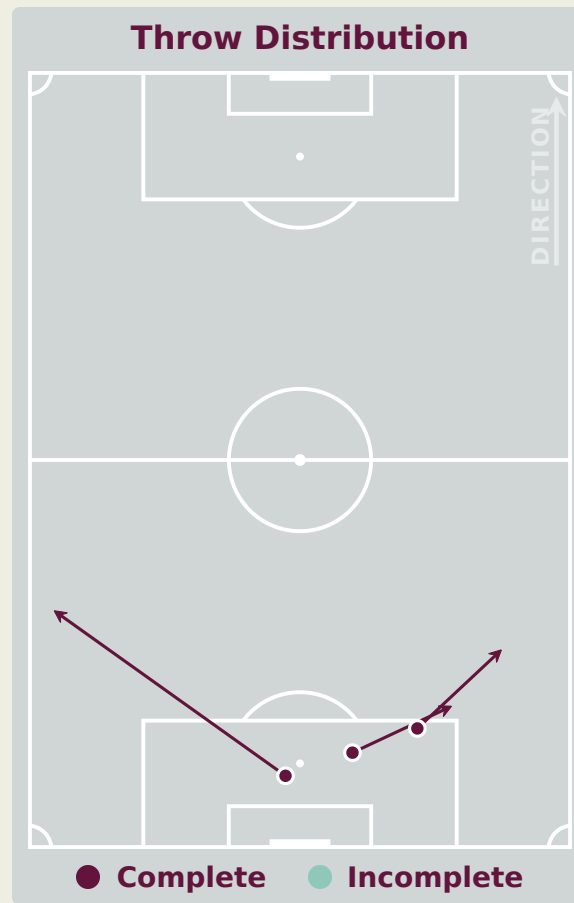
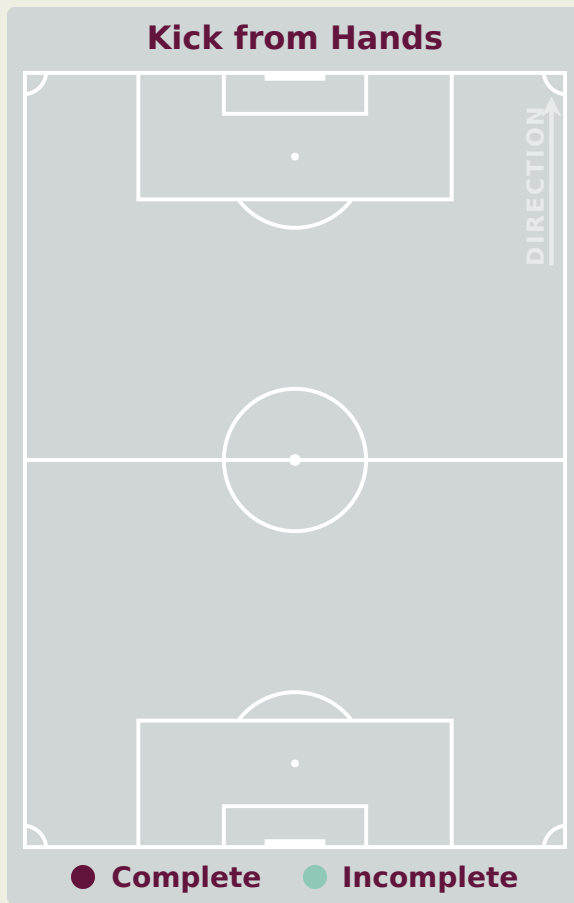
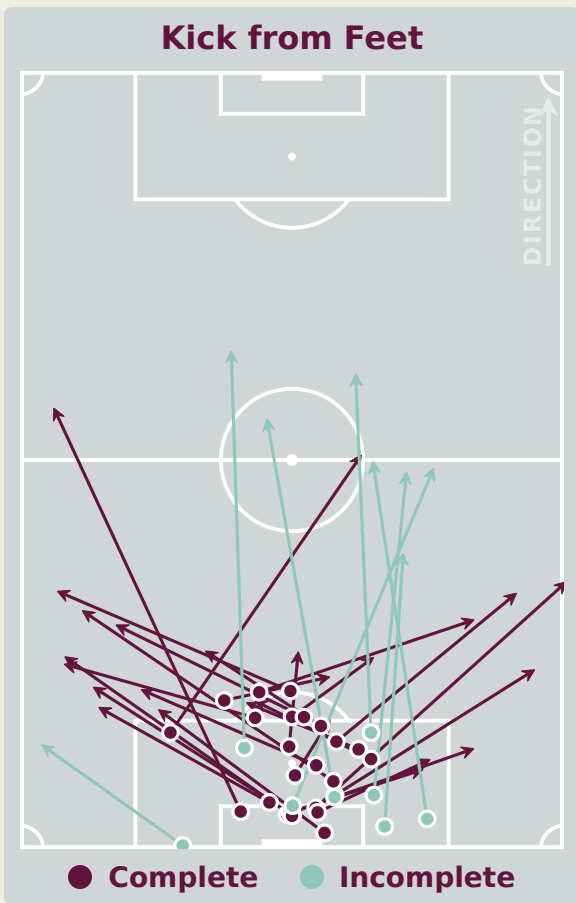
**51**  
Total Involvements



# Goalkeeping Distribution

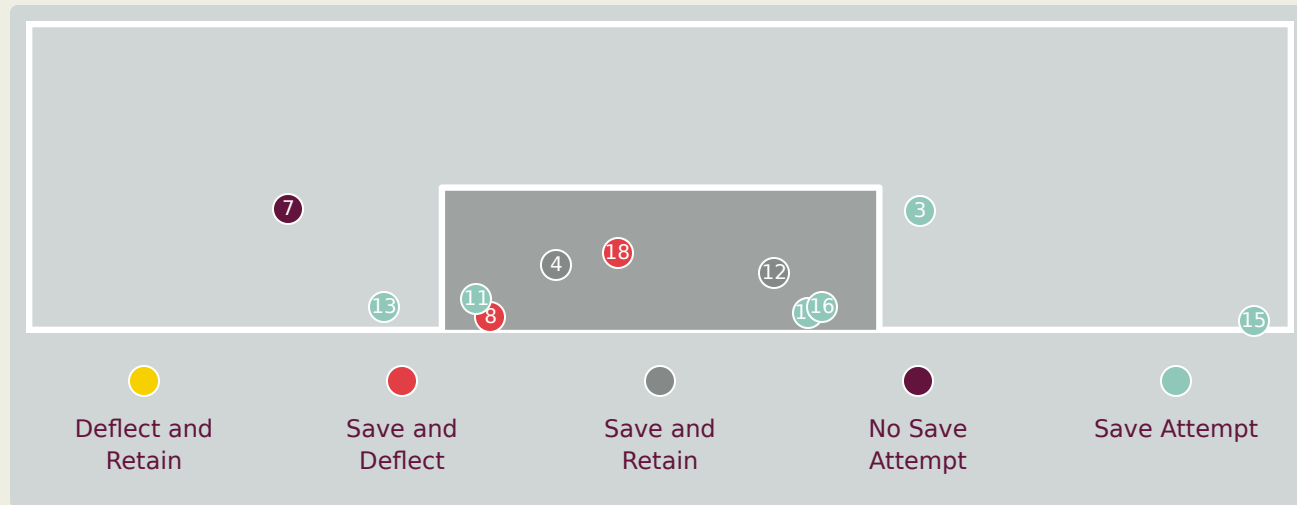
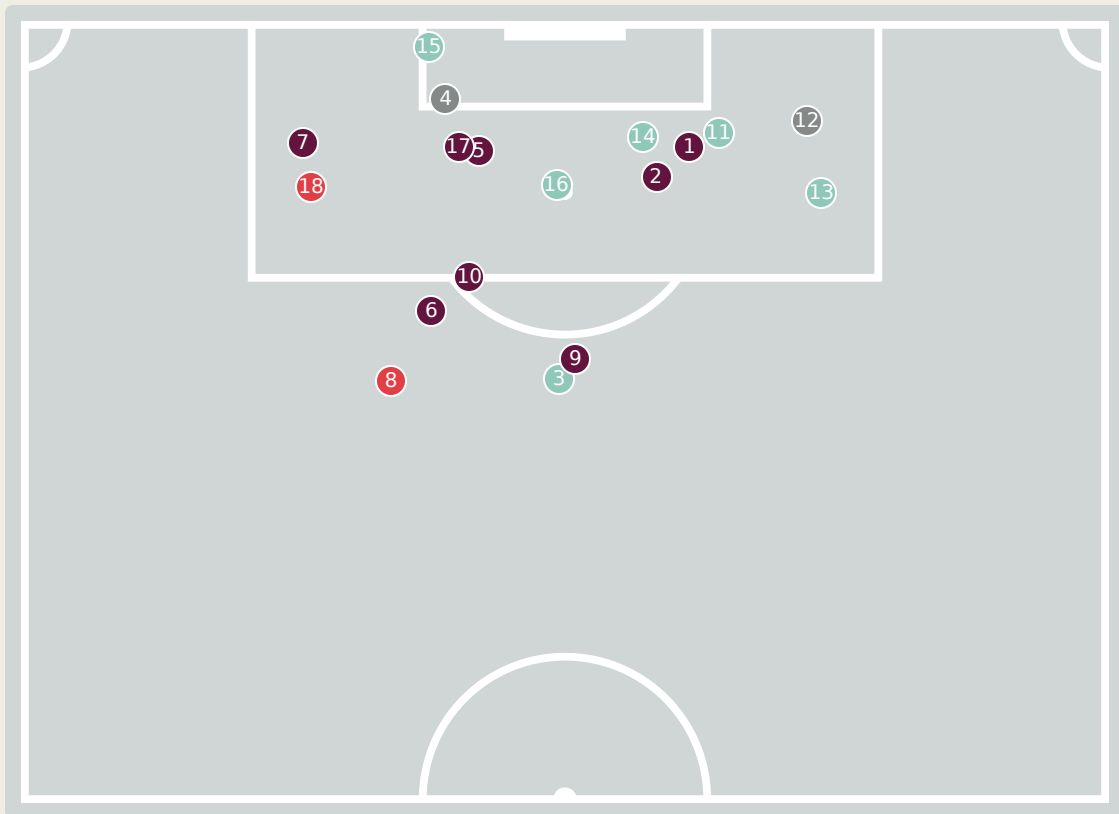


# Goalkeeping Distribution



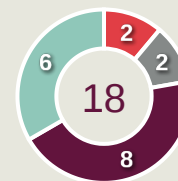
# Goal Prevention

## New Zealand



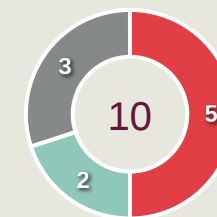
- Deflect and Retain
- Save and Deflect
- Save and Retain
- No Save Attempt
- Save Attempt

### Intervention Type



- Deflect & Retain
- Save & Deflect
- Save & Retain
- No Save Attempt
- Save Attempt

### Intervention Body Type



- Head
- Hands
- Upper Body
- Lower Body
- Feet

18

Total Attempts on Goal Faced

43

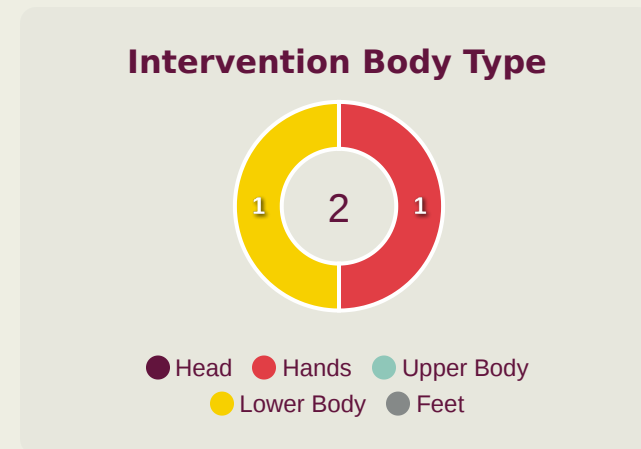
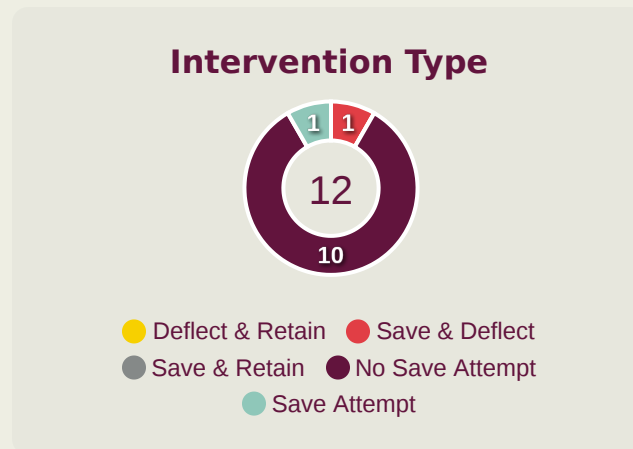
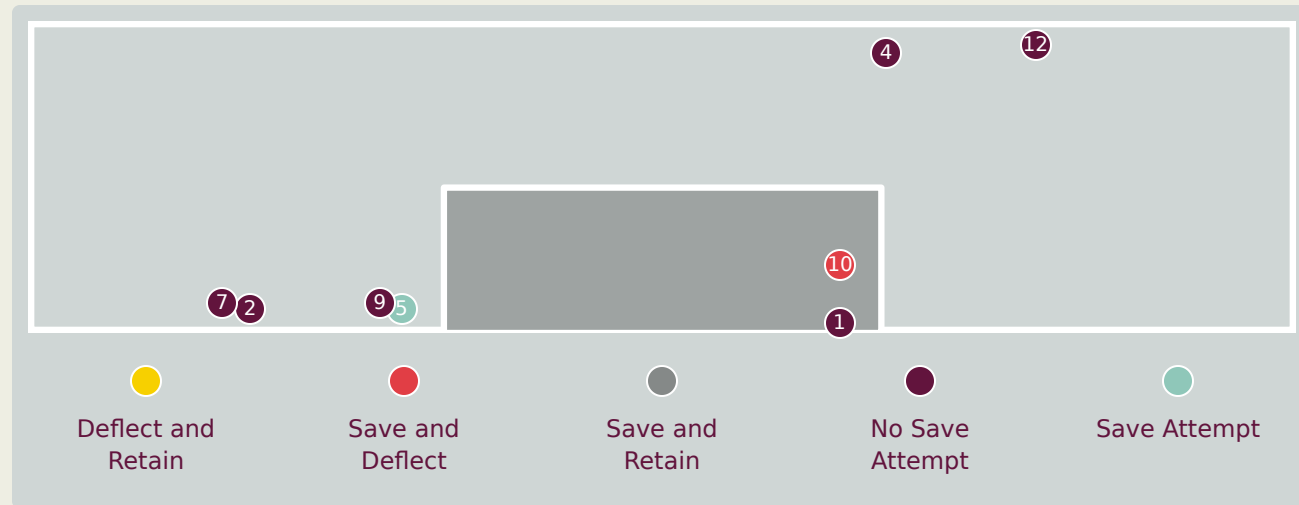
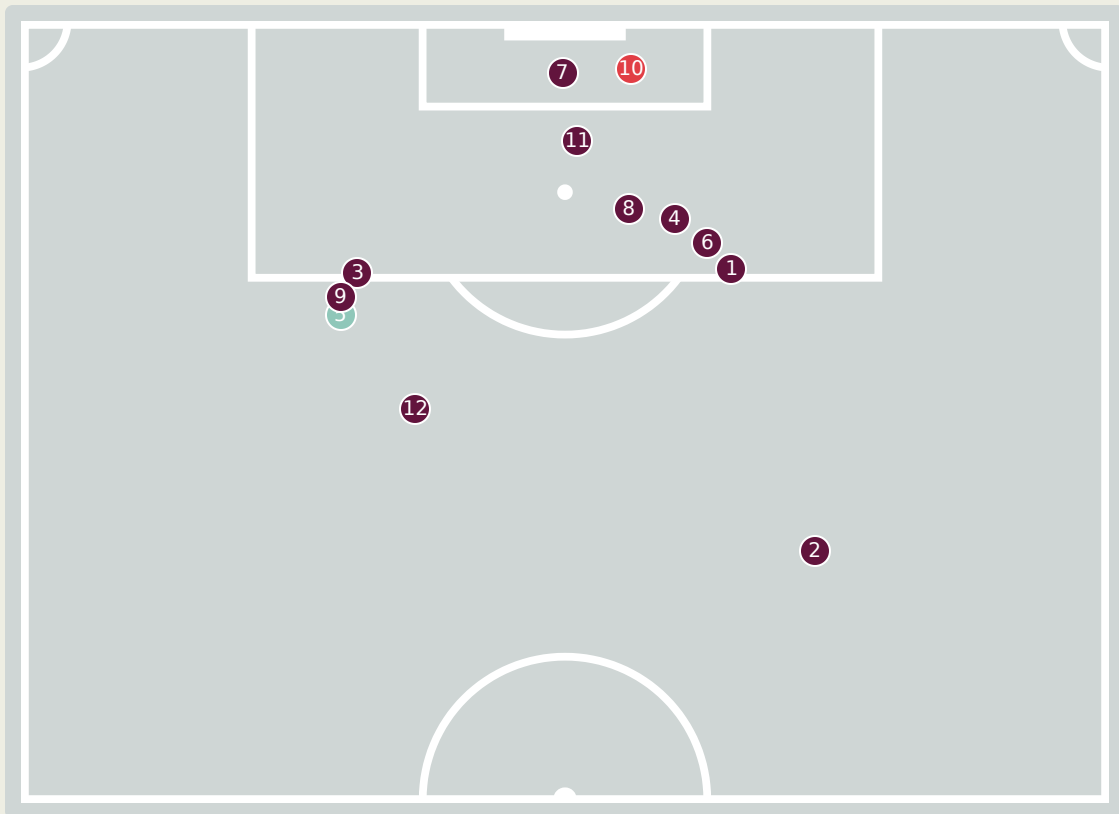
Save %

Total Attempts on Goal Faced	Total Goal Interventions	Save & Retain	Deflect & Retain	Save & Deflect	Save Attempt	No Save Attempt
18	4	2	0	2	6	8

Mexico



# Goal Prevention



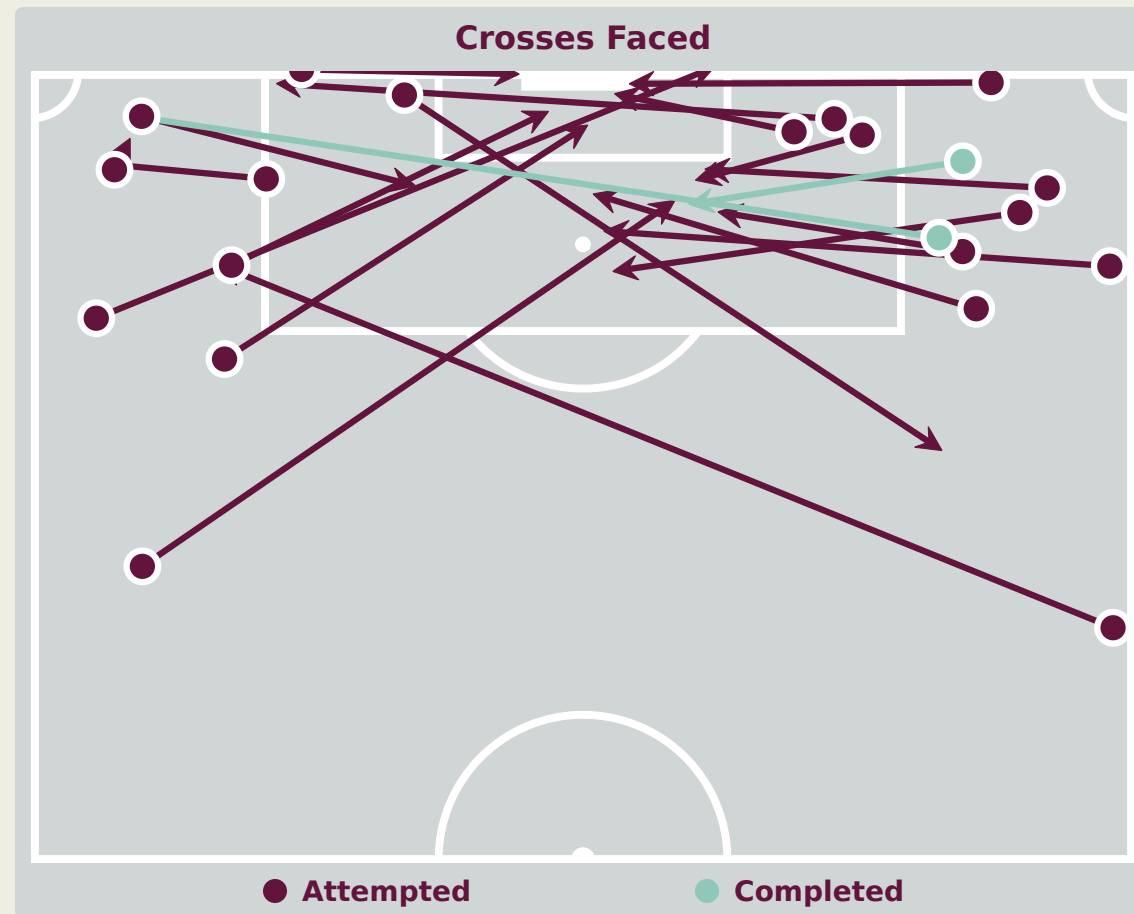
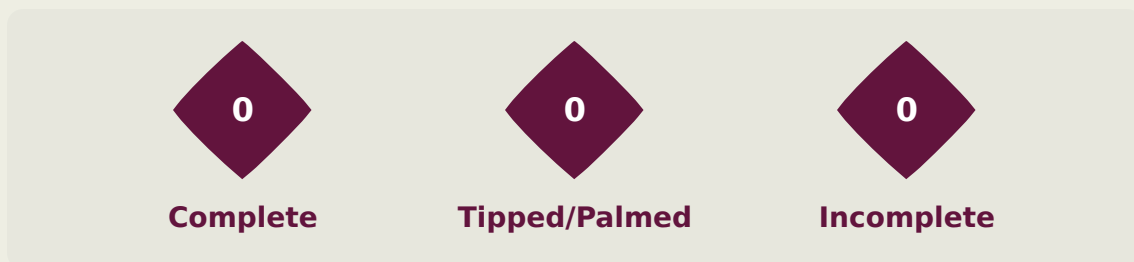
**12**  
Total Attempts on Goal Faced

**100**  
Save %

Total Attempts on Goal Faced	Total Goal Interventions	Save & Retain	Deflect & Retain	Save & Deflect	Save Attempt	No Save Attempt
12	1	0	0	1	1	10

# Aerial Control

## New Zealand



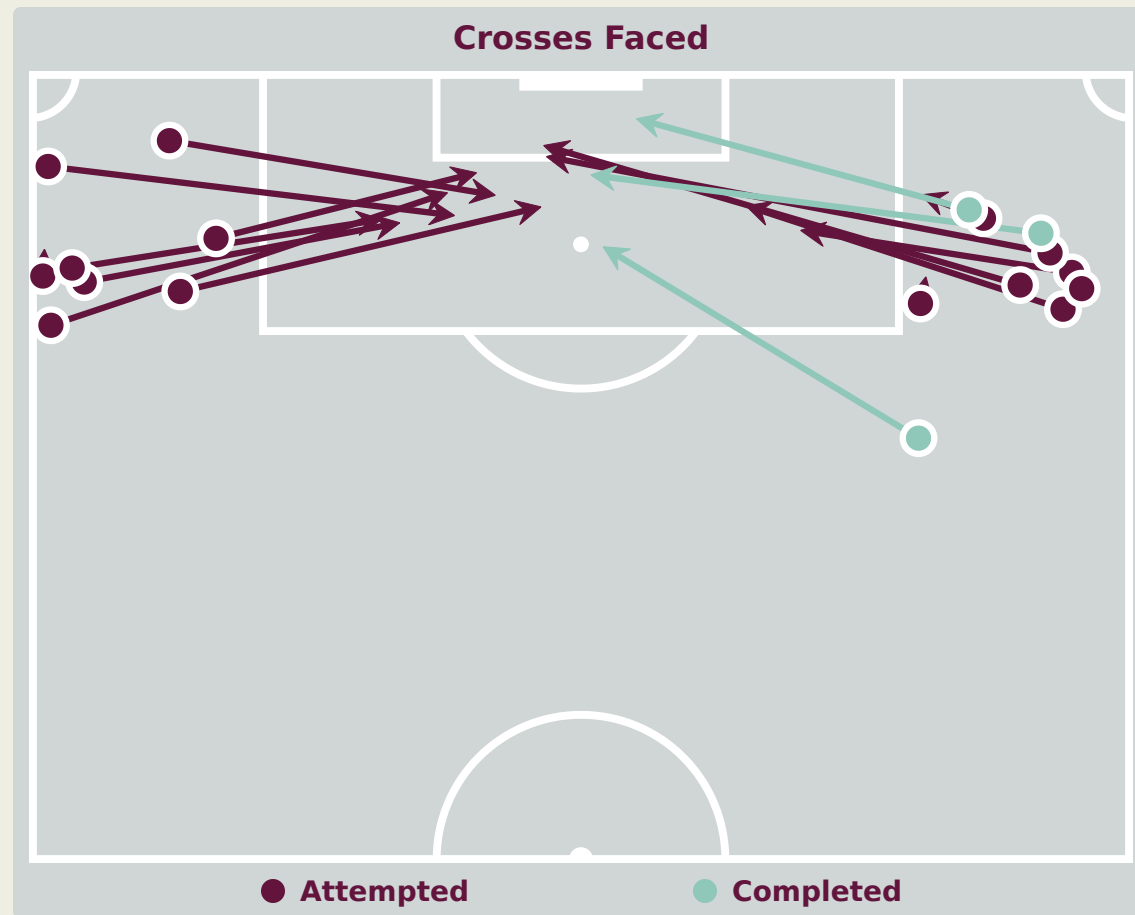
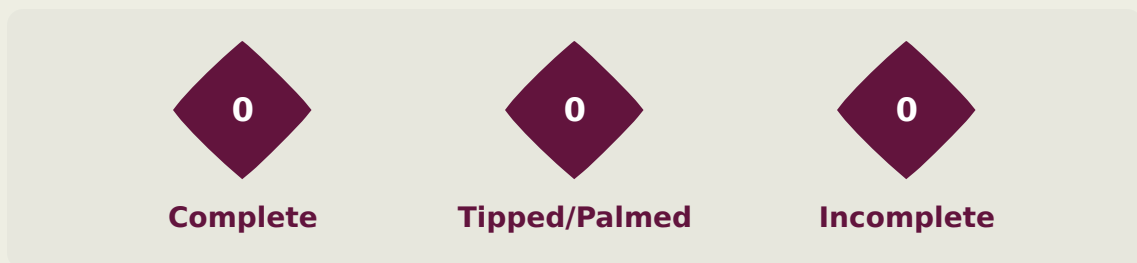
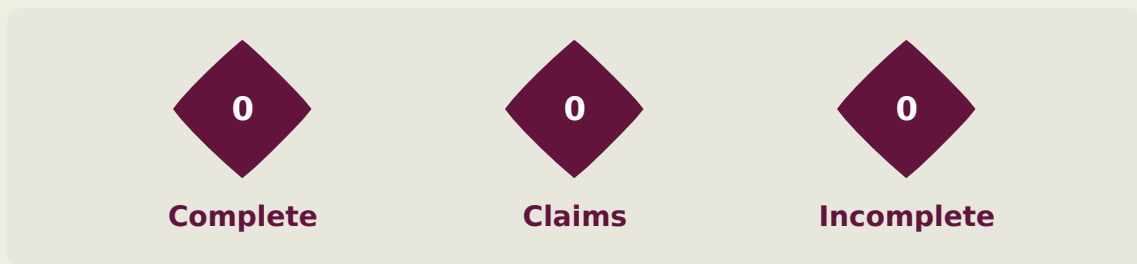
**Delivery Types Faced**

Total	In Swing	Out Swing	Driven	Lofted	Cutback	Push
23	1	9	1	4	2	6

Mexico



# Aerial Control



**Delivery Types Faced**

Total	In Swing	Out Swing	Driven	Lofted	Cutback	Push
24	4	4	0	8	0	8

# SET PLAYS

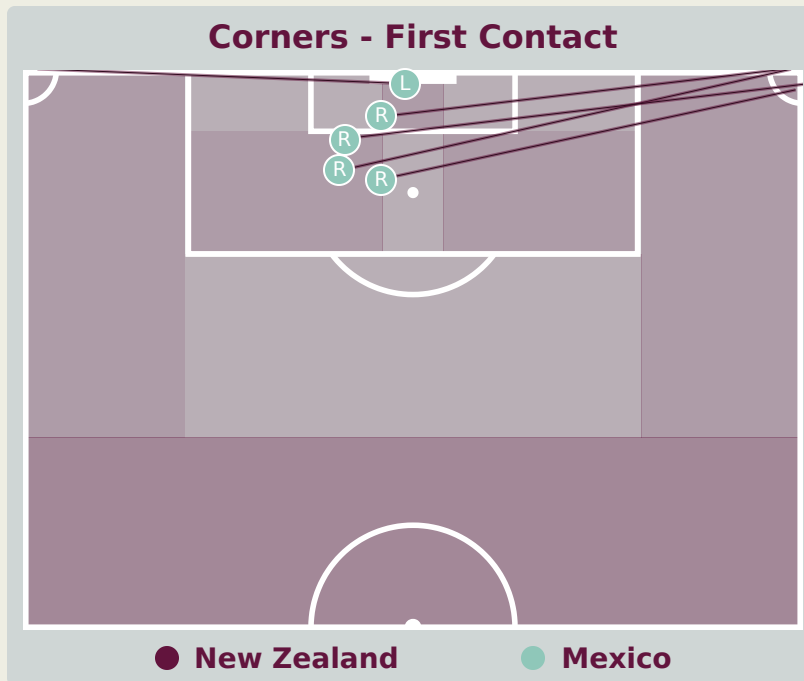


New Zealand v Mexico



# Set Plays - Corners

# New Zealand



Delivery Type	From Left Side	From Right Side	Total
Direct to Area	1	4	5
Short	0	0	0
Edge of Penalty Area	0	0	0

Delivery Style	Total
Inswing	3
Outswing	0
Driven	0

Free Kicks	
Type	Total
Direct	3
Direct (on target)	0
Direct (off target)	0
Indirect	4

## First Contacts on New Zealand Crosses



Top 5 Player First Contacts		
Player	Team	Total
ROMERO Javen	Mexico	2
BEDOLLA Paolo	Mexico	1
MARTINEZ Isaac	Mexico	1
VAZQUEZ Daniel	Mexico	1



Mexico



# Set Plays - Corners

41

Total Set Plays

6

Total Free Kicks

1

Total Penalties

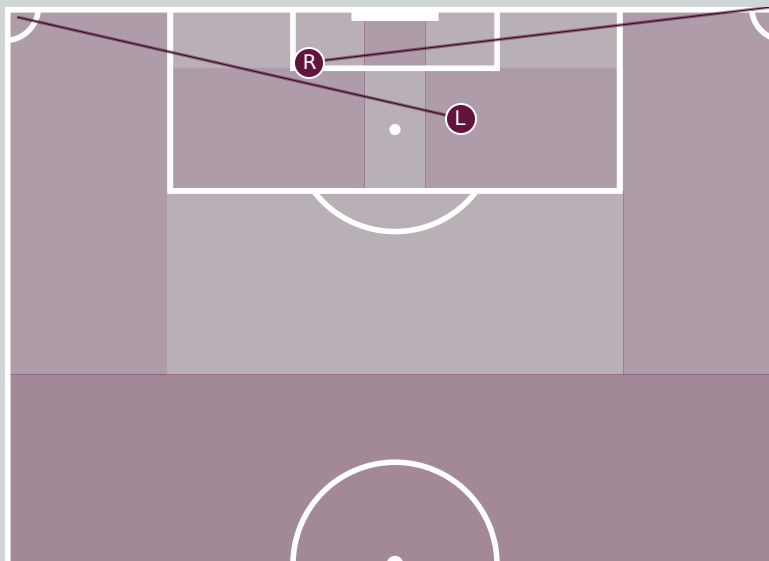
2

Total Corners

32

Total Throw Ins

## Corners - First Contact



● Mexico

● New Zealand

Delivery Type	From Left Side	From Right Side	Total
Direct to Area	1	1	2
Short	0	0	0
Edge of Penalty Area	0	0	0

Delivery Style	Total
Inswing	1
Outswing	1
Driven	0

### Free Kicks

Type	Total
Direct	3
Direct (on target)	0
Direct (off target)	0
Indirect	3

## First Contacts on Mexico Crosses

2

By Mexico

0

By New Zealand

### Top 5 Player First Contacts

Player	Team	Total
NAVARRETE Luis	Mexico	1
ROMERO Javen	Mexico	1

# INDIVIDUAL DATA IN POSSESSION



New Zealand v Mexico



# In Possession - Distributions

## New Zealand



#	Player	Passes Attempted	Passes Completed	Pass Completion %	Switches of Play	Crosses Attempted	Crosses Completed	Line Breaks Attempted	Line Breaks Completed	Line Break Completion %	Ball Progressions	Take Ons	Step Ins	Attempts at Goal	Goals
1	FOORD Matt	25	19	76%	0	0	0	14	9	64%	0	0	0	0	0
3	LEULUAI Marley	45	36	80%	0	0	0	6	5	83%	0	0	0	2	0
4	COVENY Luka	51	43	84%	0	0	0	22	15	68%	1	0	1	0	0
6	GARDINER Dylan	41	38	93%	0	0	0	9	6	66%	0	0	0	0	0
7	DHOTMAN DE VILLIERS Matt	36	31	86%	0	6	0	12	10	83%	1	1	0	0	0
9	UKICH Stipe	15	11	73%	0	0	0	4	1	25%	2	1	1	0	0
10	WATSON Adam	19	10	53%	0	0	0	7	4	57%	0	0	0	2	0
11	SUPYK Luke	17	14	82%	0	0	0	2	1	50%	3	0	3	5	0
13	DUPONT Noah	36	26	72%	0	0	0	13	7	53%	0	0	0	0	0
14	MURPHY Nicholas	9	6	67%	0	1	0	3	2	66%	0	0	0	0	0
20	MITCHELL Luke	32	27	84%	0	2	1	7	5	71%	2	2	0	2	0
2	LEE Ryan	9	8	89%	0	1	0	2	2	100%	1	0	1	1	0
16	EDWARDS Jesper	14	13	93%	0	0	0	9	9	100%	0	0	0	0	0
17	WALKER Nathan	14	8	57%	0	12	2	10	3	30%	4	2	2	0	0
18	SLOANE-RODRIGUES Gabriel	8	7	88%	0	1	0	0	0	0%	1	1	0	0	0
19	CASSIDY Anaru	21	18	86%	0	1	0	7	6	85%	0	0	0	0	0

# In Possession - Offers & Receptions



			Offer movement types						
#	Player	Total Offers	In Front	In Between	Out to In	In to Out	In Behind	No Movement	Offers Received
1	FOORD Matt	0	0	0	0	0	0	0	0
3	LEULUAI Marley	38	18	17	0	2	0	1	17
4	COVENY Luka	6	2	1	1	0	0	2	2
6	GARDINER Dylan	17	0	0	0	0	0	17	3
7	DHOTMAN DE VILLIERS Matt	9	0	1	0	0	5	3	4
9	UKICH Stipe	22	3	11	2	1	5	0	2
10	WATSON Adam	35	4	8	5	4	11	3	10
11	SUPYK Luke	29	0	6	0	0	21	2	12
13	DUPONT Noah	9	1	0	0	0	0	8	7
14	MURPHY Nicholas	16	4	0	0	0	5	7	2
20	MITCHELL Luke	47	19	13	0	4	9	2	15
2	LEE Ryan	3	0	1	0	0	2	0	1
16	EDWARDS Jesper	2	1	0	0	0	0	1	1
17	WALKER Nathan	13	0	0	0	0	8	5	3
18	SLOANE-RODRIGUES Gabriel	18	0	4	1	5	5	3	5
19	CASSIDY Anaru	9	3	2	0	1	0	3	4

Mexico



## In Possession - Distributions

#	Player	Passes Attempted	Passes Completed	Pass Completion %	Switches of Play	Crosses Attempted	Crosses Completed	Line Breaks Attempted	Line Breaks Completed	Line Break Completion %	Ball Progressions	Take Ons	Step Ins	Attempts at Goal	Goals
1	BEDOLLA Paolo	36	28	78%	0	0	0	12	6	50%	0	0	0	0	0
4	NAVARRETE Luis	47	39	83%	0	0	0	19	13	68%	1	0	1	1	0
5	ROMERO Javen	50	44	88%	0	4	0	22	15	68%	1	0	1	1	0
6	MARTINEZ Isaac	50	45	90%	0	0	0	12	7	58%	0	0	0	0	0
7	LOMELI Brandon	43	36	84%	0	8	1	13	10	76%	2	0	2	1	0
9	CARRILLO Stephano	10	8	80%	0	1	0	4	3	75%	0	0	0	5	2
10	ALVAREZ Gael	13	8	62%	0	1	0	5	4	80%	1	0	1	2	0
11	BARAJAS Fidel	18	17	94%	0	2	2	2	2	100%	5	3	2	3	1
15	ORTIZ Luis	35	27	77%	0	0	0	15	9	60%	3	1	2	1	0
16	VAZQUEZ Daniel	33	27	82%	0	0	0	13	9	69%	0	0	0	0	0
17	FERNANDEZ DE LARA Adrian	18	15	83%	0	5	1	5	3	60%	5	2	3	2	1
2	SUAREZ Jose	14	9	64%	0	0	0	7	4	57%	0	0	0	0	0
8	URIAS Jose	8	6	75%	0	0	0	2	1	50%	0	0	0	0	0
18	JIMENEZ Tahiel	10	9	90%	0	1	0	5	3	60%	1	1	0	0	0
19	LEVY Mateo	2	2	100%	0	0	0	0	0	0%	0	0	0	1	0
20	VALENZUELA Francisco	3	3	100%	0	1	0	0	0	0%	0	0	0	1	0

Mexico



# In Possession - Offers & Receptions

			Offer movement types						
#	Player	Total Offers	In Front	In Between	Out to In	In to Out	In Behind	No Movement	Offers Received
1	BEDOLLA Paolo	2	0	0	0	0	0	2	1
4	NAVARRETE Luis	13	1	1	0	0	0	11	7
5	ROMERO Javen	9	0	0	0	0	5	4	4
6	MARTINEZ Isaac	16	1	1	0	0	0	14	13
7	LOMELI Brandon	20	1	4	0	0	11	4	9
9	CARRILLO Stephano	40	0	18	0	3	17	2	5
10	ALVAREZ Gael	19	3	3	0	1	12	0	5
11	BARAJAS Fidel	30	0	3	1	1	19	6	5
15	ORTIZ Luis	39	15	14	1	4	5	0	14
16	VAZQUEZ Daniel	26	15	5	0	2	3	1	7
17	FERNANDEZ DE LARA Adrian	55	4	19	4	1	23	4	15
2	SUAREZ Jose	6	1	0	0	0	2	3	1
8	URIAS Jose	10	2	4	0	1	3	0	4
18	JIMENEZ Tahiel	14	0	8	0	0	2	4	5
19	LEVY Mateo	6	0	3	0	0	3	0	1
20	VALENZUELA Francisco	3	0	0	0	1	2	0	2

# INDIVIDUAL DATA OUT OF POSSESSION



New Zealand v Mexico



# Out of Possession

## New Zealand



#	Player	Tackles Made / Won	Blocks	Interceptions	Pressing Direct	Pressing Indirect	Duels Won - Aerial	Duels Won - Physical	Possession Contests won	Clearances	Loose Ball Receptions	Pushing On	Pushing On into Pressing	Possession Regains	Possession Interrupted
1	FOORD Matt	0 / 0	0	0	0	0	0	0	0	0	5	0	0	9	0
3	LEULUAI Marley	5 / 0	4	2	7	26	4	0	5	0	11	34	13	3	1
4	COVENY Luka	8 / 0	4	1	12	6	2	0	2	7	5	13	5	5	8
6	GARDINER Dylan	1 / 0	1	1	1	4	3	0	3	6	5	7	1	4	5
7	DHOTMAN DE VILLIERS Matt	2 / 0	0	1	6	15	0	0	0	1	5	15	9	0	0
9	UKICH Stipe	4 / 0	2	0	7	14	0	0	0	1	8	14	6	2	3
10	WATSON Adam	1 / 0	1	0	1	23	0	0	0	0	7	22	15	1	0
11	SUPYK Luke	1 / 0	0	0	5	28	1	0	1	1	5	15	10	2	0
13	DUPONT Noah	4 / 0	6	0	0	1	0	0	0	6	7	4	1	2	10
14	MURPHY Nicholas	2 / 0	2	0	4	10	0	0	0	5	2	4	3	3	4
20	MITCHELL Luke	5 / 0	2	0	5	20	0	0	0	7	10	20	10	3	3
2	LEE Ryan	1 / 0	0	0	3	5	0	0	0	2	1	3	2	2	1
16	EDWARDS Jesper	2 / 0	1	0	1	1	0	0	0	4	1	4	2	1	2
17	WALKER Nathan	1 / 0	0	0	2	10	0	0	0	0	5	7	6	0	0
18	SLOANE-RODRIGUES Gabriel	0 / 0	1	0	0	16	0	0	0	0	1	16	12	1	1
19	CASSIDY Anaru	5 / 0	0	0	1	3	0	0	0	0	5	6	3	0	3



Mexico



# Out of Possession

#	Player	Tackles Made / Won	Blocks	Interceptions	Pressing Direct	Pressing Indirect	Duels Won - Aerial	Duels Won - Physical	Possession Contests won	Clearances	Loose Ball Receptions	Pushing On	Pushing On into Pressing	Possession Regains	Possession Interrupted
1	BEDOLLA Paolo	0 / 0	0	0	0	0	0	0	0	1	6	0	0	4	1
4	NAVARRETE Luis	2 / 0	3	2	4	4	3	0	3	10	7	4	2	6	8
5	ROMERO Javen	5 / 0	6	0	5	4	2	0	2	9	10	14	1	5	8
6	MARTINEZ Isaac	5 / 0	3	2	7	0	4	0	4	5	5	1	1	3	9
7	LOMELI Brandon	2 / 0	0	0	6	12	0	0	0	2	8	3	1	0	2
9	CARRILLO Stephano	0 / 0	2	0	1	16	0	0	0	0	4	18	8	0	2
10	ALVAREZ Gael	1 / 0	2	0	3	12	0	0	0	0	4	5	3	1	1
11	BARAJAS Fidel	1 / 0	2	0	3	9	2	0	3	0	9	3	3	1	1
15	ORTIZ Luis	0 / 0	3	1	0	14	0	0	1	0	8	14	6	0	2
16	VAZQUEZ Daniel	1 / 0	1	1	7	13	3	0	3	5	10	19	7	1	6
17	FERNANDEZ DE LARA Adrian	5 / 0	3	1	8	8	0	0	0	0	1	11	8	1	2
2	SUAREZ Jose	2 / 0	0	0	2	4	0	0	1	3	1	8	4	0	2
8	URIAS Jose	4 / 0	1	0	4	8	1	0	1	0	4	8	4	2	2
18	JIMENEZ Tahiel	3 / 0	0	1	1	4	0	0	0	3	3	1	1	2	2
19	LEVY Mateo	1 / 0	1	0	1	4	0	0	0	0	3	6	4	0	1
20	VALENZUELA Francisco	2 / 0	1	0	3	4	0	0	0	4	1	6	4	1	3

# INDIVIDUAL DATA PHYSICAL



New Zealand v Mexico



## Physical Data

New Zealand



#	Player	Total Distance (m)	Zone 1: 0-7 km/h (m)	Zone 2: 7-15 km/h (m)	Zone 3: 15-20 km/h (m)	Zone 4: 20-25 km/h (m)	Zone 5: 25+ km/h (m)	High Speed Runs (Zone 4)	Sprints (Zone 5)	Top Speed (km/h)
1	FOORD Matt	4647.8	3411.9	946.8	234.2	54.8	0	25.0	4.0	24.2
3	LEULUAI Marley	11550.2	3194.8	6199.0	1503.8	575.2	76.2	120.0	35.0	29.4
4	COVENY Luka	9138.8	3800.8	3963.5	781.4	451.5	141.7	71.0	34.0	32.0
6	GARDINER Dylan	10251.0	3525.3	4916.4	1202.4	479.7	127.1	102.0	34.0	28.8
7	DHOTMAN DE VILLIERS Matt	7797.9	2647.4	3397.5	1034.0	513.9	205.1	85.0	40.0	30.2
9	UKICH Stipe	6710.3	1964.8	3337.0	825.4	382.5	199.3	78.0	33.0	32.6
10	WATSON Adam	7638.8	2523.9	3697.2	912.8	377.4	127.6	89.0	33.0	29.3
11	SUPYK Luke	10282.0	3313.9	4931.2	1133.1	676.6	227.2	101.0	48.0	32.0
13	DUPONT Noah	6567.1	2323.4	3247.4	676.4	254.1	65.0	64.0	18.0	30.0
14	MURPHY Nicholas	6593.1	2034.6	2706.5	1145.9	559.1	147.0	99.0	37.0	32.8
20	MITCHELL Luke	11823.8	2919.3	6313.9	2004.1	533.3	53.2	167.0	39.0	26.4
2	LEE Ryan	3372.9	742.0	1500.9	673.6	348.4	107.9	56.0	23.0	29.4
16	EDWARDS Jesper	3801.6	1172.0	1810.0	501.8	227.0	90.9	43.0	17.0	32.7
17	WALKER Nathan	4685.6	1233.3	1898.1	1041.6	299.4	213.2	70.0	25.0	32.7
18	SLOANE-RODRIGUES Gabriel	4643.9	1266.9	1665.8	1104.8	521.5	84.5	87.0	34.0	29.2
19	CASSIDY Anaru	3176.1	983.3	1340.9	541.2	291.9	18.4	47.0	17.0	27.0

## Physical Data



#	Player	Total Distance (m)	Zone 1: 0-7 km/h (m)	Zone 2: 7-15 km/h (m)	Zone 3: 15-20 km/h (m)	Zone 4: 20-25 km/h (m)	Zone 5: 25+ km/h (m)	High Speed Runs (Zone 4)	Sprints (Zone 5)	Top Speed (km/h)
1	BEDOLLA Paolo	3413.7	2668.5	625.7	87.4	32.1	0	14.0	4.0	25.1
4	NAVARRETE Luis	9956.1	3855.0	4154.7	1160.9	582.4	203.1	101.0	41.0	29.8
5	ROMERO Javen	10465.4	3556.1	4931.3	1225.5	495.0	258.5	109.0	38.0	31.0
6	MARTINEZ Isaac	10037.7	3502.1	4771.9	1059.0	589.2	116.4	91.0	38.0	32.2
7	LOMELI Brandon	11502.7	3581.9	5073.8	1594.3	942.1	309.4	140.0	70.0	32.0
9	CARRILLO Stephano	7599.7	2907.7	2970.7	1079.9	484.9	156.6	103.0	39.0	31.7
10	ALVAREZ Gael	6731.6	2506.2	2459.1	1090.5	590.4	85.5	106.0	48.0	31.4
11	BARAJAS Fidel	8505.2	2828.0	3871.6	1142.2	569.0	93.6	94.0	41.0	31.6
15	ORTIZ Luis	8101.0	2184.0	4317.8	1247.5	290.8	60.8	100.0	22.0	30.0
16	VAZQUEZ Daniel	10978.1	3812.7	5278.3	1420.6	339.2	128.4	127.0	30.0	31.8
17	FERNANDEZ DE LARA Adrian	7280.2	2519.0	2837.8	1003.9	668.3	251.2	103.0	48.0	31.6
2	SUAREZ Jose	3173.8	922.0	1476.8	483.1	249.5	42.5	38.0	14.0	29.3
8	URIAS Jose	3583.3	925.2	1761.9	595.2	262.3	38.7	48.0	14.0	29.8
18	JIMENEZ Tahiel	4648.0	1546.9	2129.7	756.2	203.6	11.2	62.0	13.0	28.5
19	LEVY Mateo	2710.9	954.0	1073.0	364.9	224.2	95.2	35.0	15.0	32.4
20	VALENZUELA Francisco	3002.4	759.6	1418.9	478.6	257.6	87.7	35.0	19.0	30.1

