



U-17 WORLD CUP  
**INDONESIA 2023**



**Germany 3 - 0 Venezuela**

Group F - Match 36  
18 November 2023  
16:00 Kick Off

Jakarta International Stadium

**POST MATCH SUMMARY REPORT**

# Match Summary - Teams



## Germany

**3** — **0**

## Venezuela

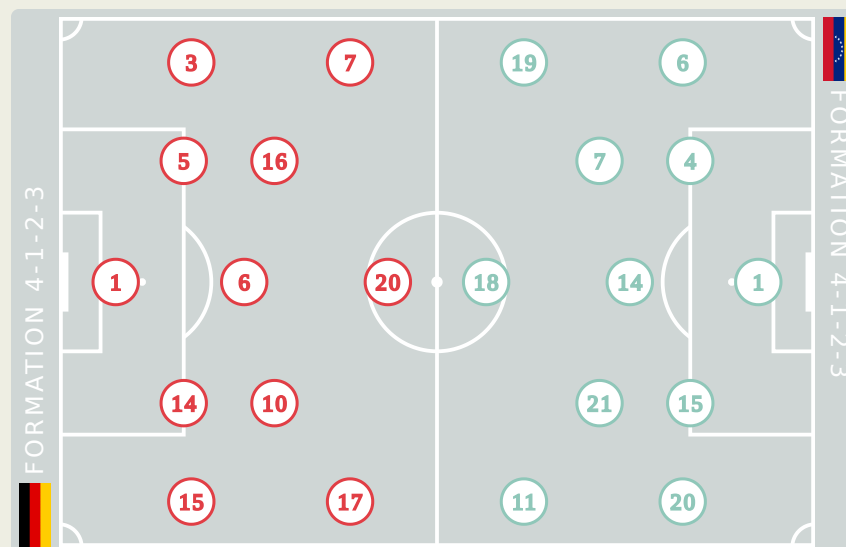


### STARTING

1	GK	SCHMITT Max	
3	DF	KABAR Almugera	↓ 45'
5	DF	DAL Maxim	62' ↓ 63'
6	MF	HARCHAOUI Fayssal	↓ 45'
7	FW	BRUNNER Paris	
10	MF	DARVICH Noah (C)	↓ 63'
14	DF	ODOGU David	
15	DF	VON DER HITZ Justin	↓ 79'
16	MF	OSAWA Winners	
17	DF	DA SILVA MOREIRA Eric	42'
20	FW	RAMSAK Robert	1' 57'

### SUBSTITUTES

12	GK	HEIDE Konstantin	
21	GK	BABATZ Louis	
2	MF	RUEGER Kurt	↑ 45'
4	DF	JELTSCH Finn	
8	DF	HERWERTH Maximilian	↑ 63'
9	FW	MOERSTEDT Max	
11	MF	HERRMANN Charles	↑ 63'
13	DF	HENNIG Maximilian	↑ 79'
18	MF	YALCINKAYA Bilal	↑ 45'
19	MF	OUEDRAOGO Assan	



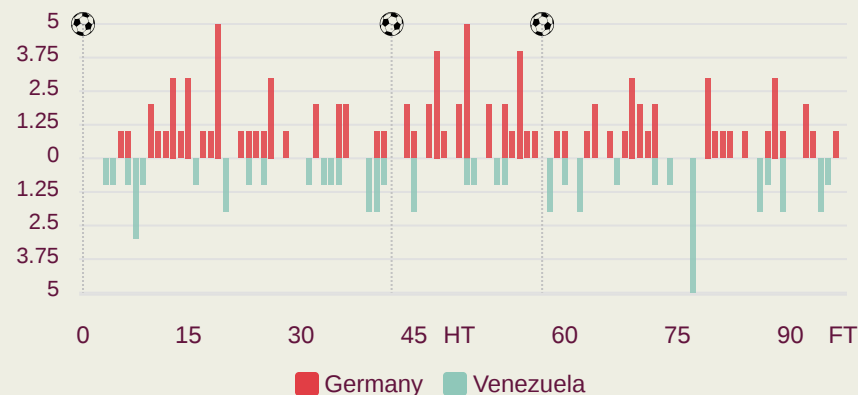
### STARTING

SANCHEZ Jorge	GK	1	
RAAP Yiandro	DF	4	
↓ 67'	HIDALGO Rai	DF	6
↓ 46'	ROMERO Leenhan	MF	7
↓ 63'	ARANGO Juan	MF	11
	VEGAS Miguel	MF	14
	BORGO Angel	DF	15
↓ 45'	CICHERO Alejandro	FW	18
↓ 81'	COLINA Junior	FW	19
	BALBO Luis	DF	20
	(C) PROFETA Nicola	MF	21

### SUBSTITUTES

	LARA Jesus	GK	12	
	BOLIVAR Salvador	GK	13	
90'	↑ 67'	IBARRA Pablo	DF	2
	↑ 63'	SILVA Santiago	DF	3
		CORREA Jose	FW	5
98'	↑ 45'	REINOSO Lucciano	FW	9
		MARTINEZ David	MF	10
	↑ 46'	HUICE Frangel	MF	16
	↑ 81'	GONZALEZ Maiken	MF	17

### Distribution in the Final Third



# Match Summary - Key Statistics



**Germany**

**3** — **0**

**Venezuela**



## Possession

Total	62.7%	10.2%	27.1%	Total
3	Goals			0
8 (5)	Attempts at Goal (On Target)			5 (0)
477 (429)	Total Passes (Complete)			256 (194)
90 %	Pass Completion %			76 %
86	Completed Line Breaks			55
7	Defensive Line Breaks			3
70	Receptions in the Final Third			38
16	Crosses			7
19	Ball Progressions			9
126 (40)	Defensive Pressures Applied (Direct Pressures)			210 (78)
37	Forced Turnovers			44
61	Second Balls			68
105.1 km	Total Distance Covered			104.1 km
4.5 km	Zone 4 - Low Speed Sprinting: 20-25 km/h			5.2 km



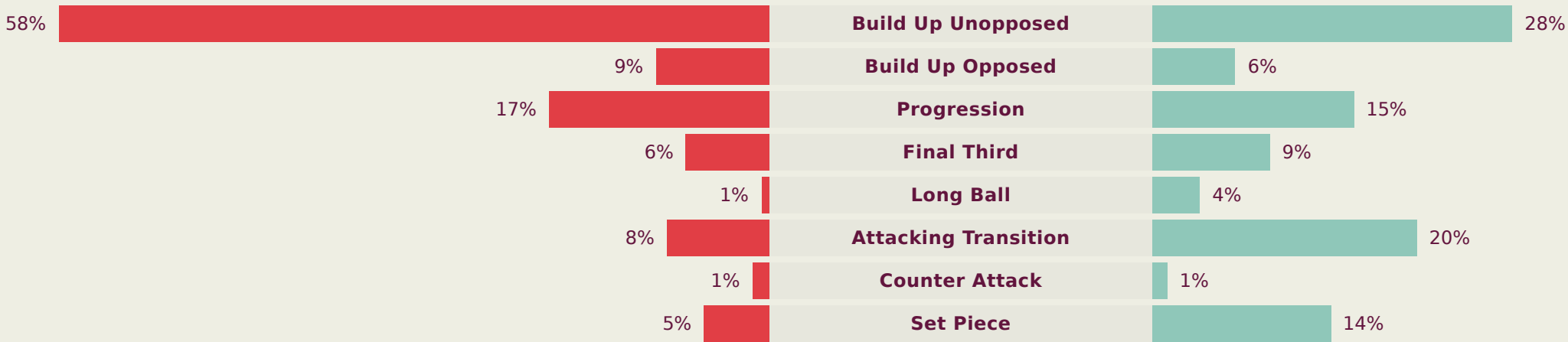
Germany

### Phases of Play

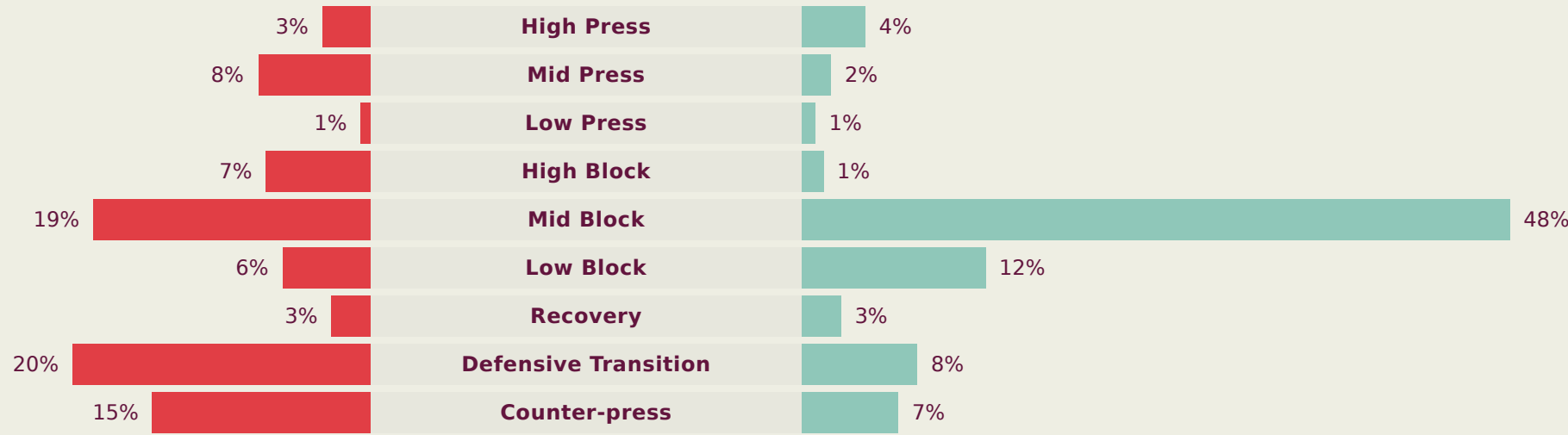
Venezuela



#### IN POSSESSION



#### OUT OF POSSESSION



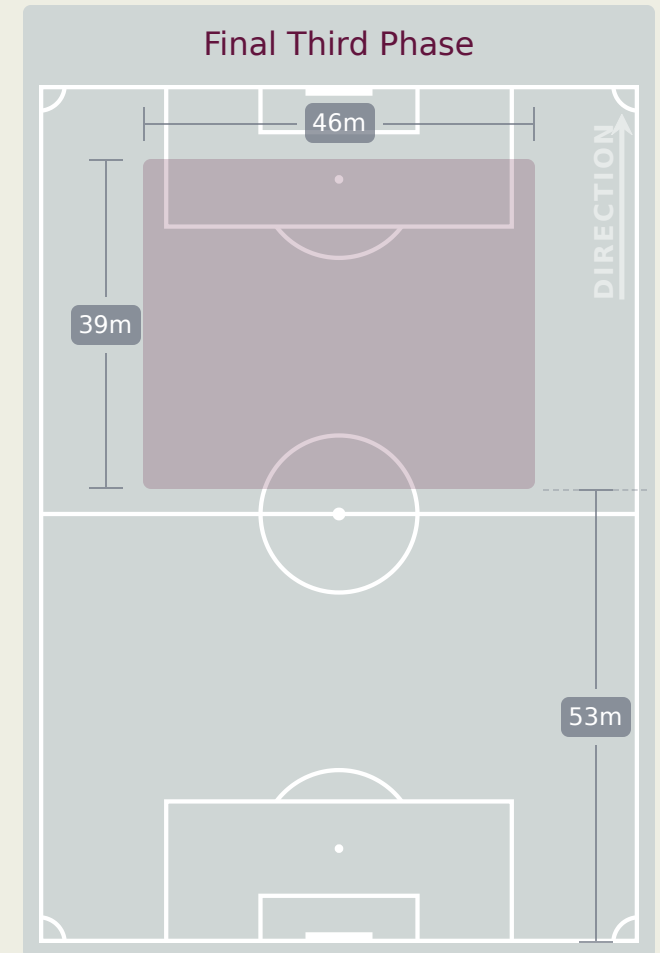
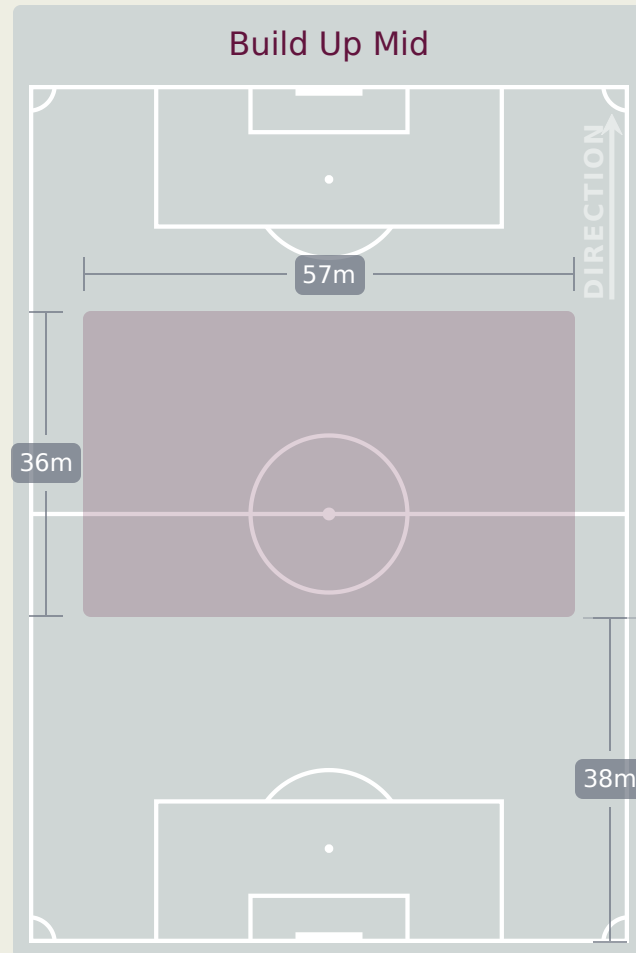
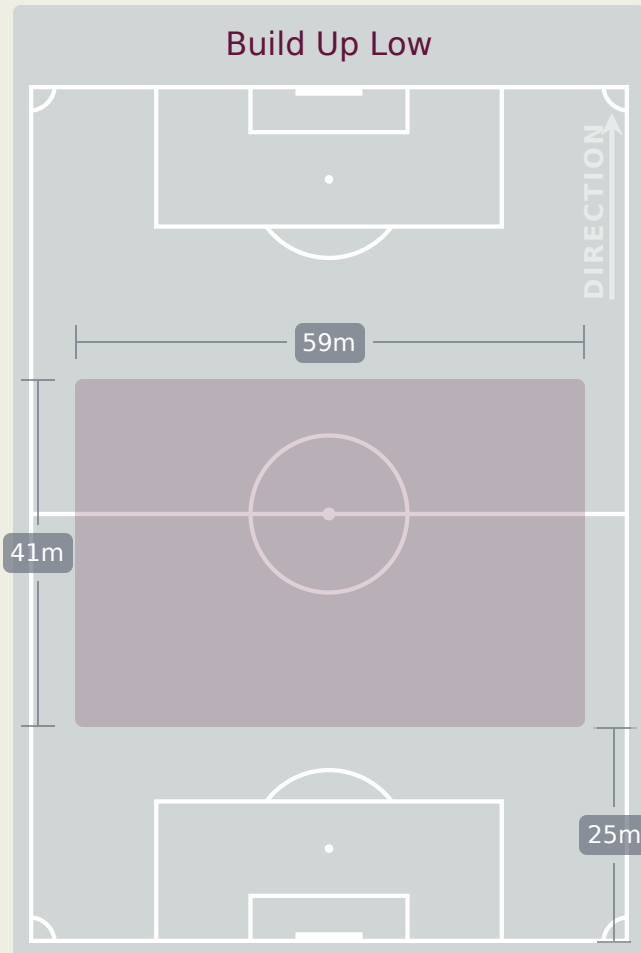
# IN POSSESSION



Germany v Venezuela

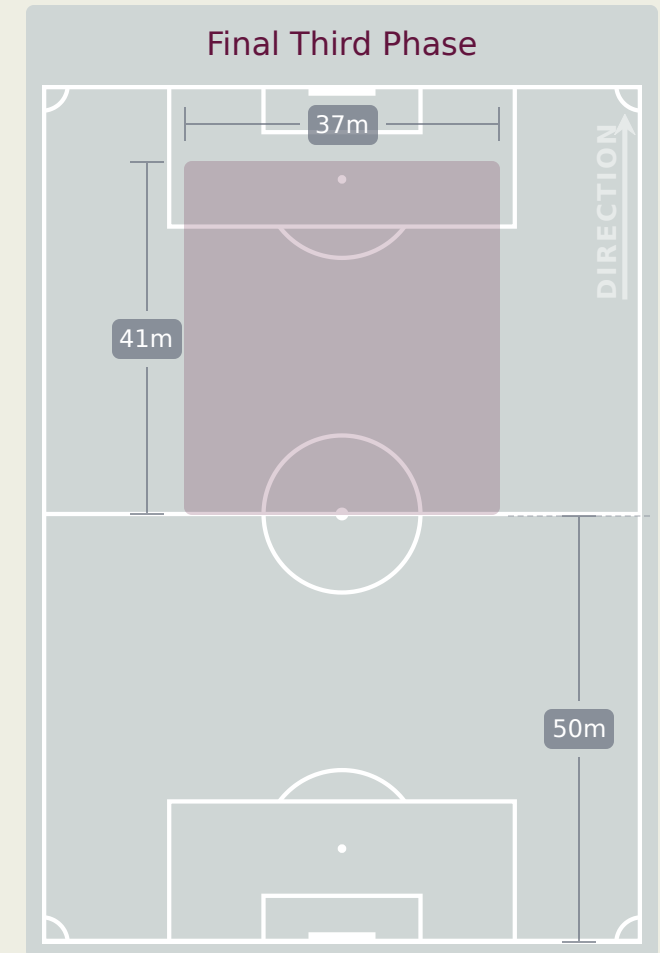
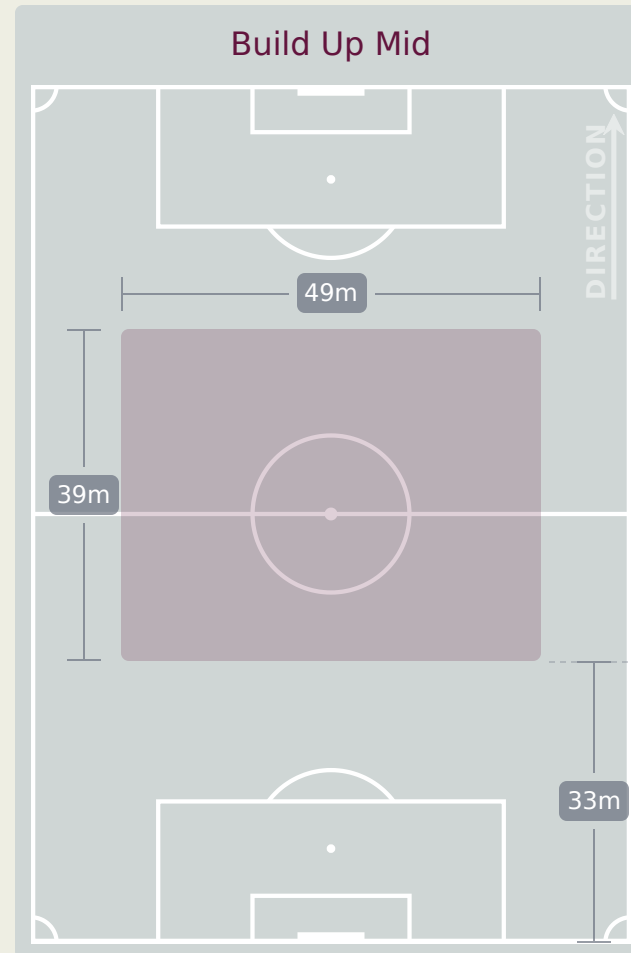
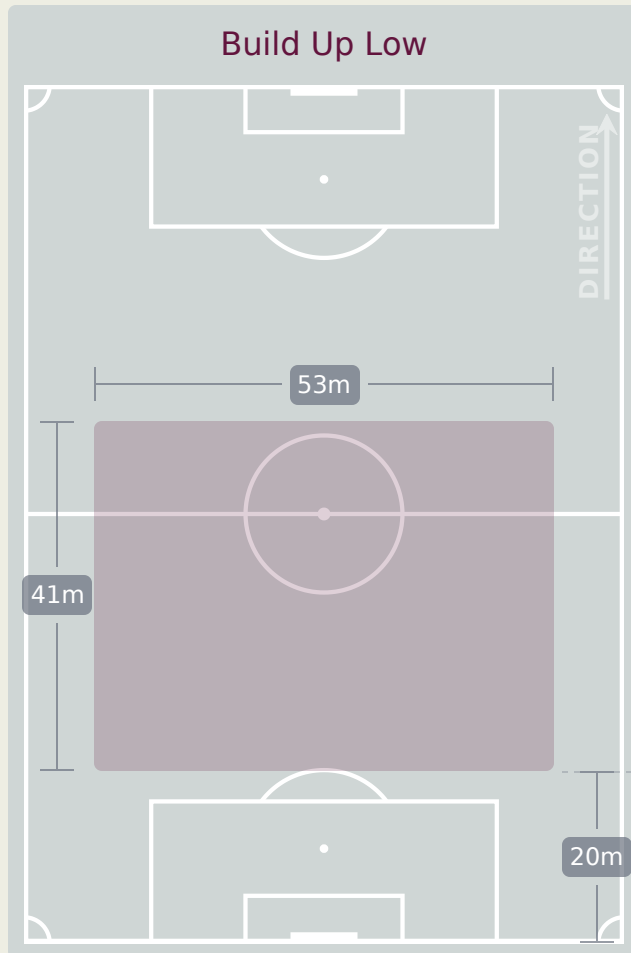


# In Possession Line Height & Team Length



# In Possession Line Height & Team Length

Venezuela



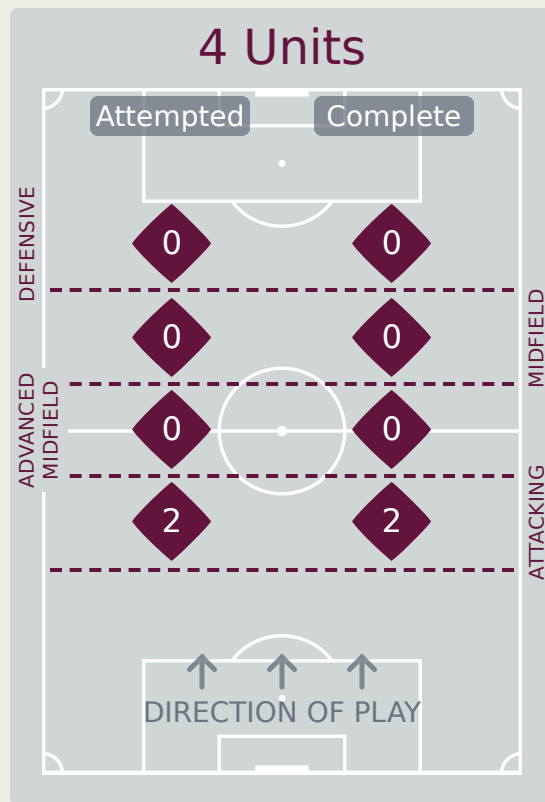
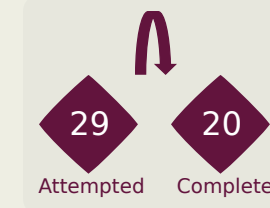
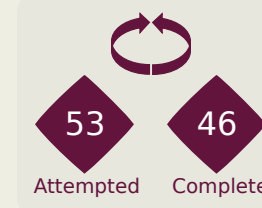
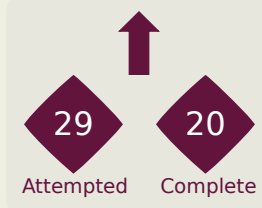
# Line Breaks



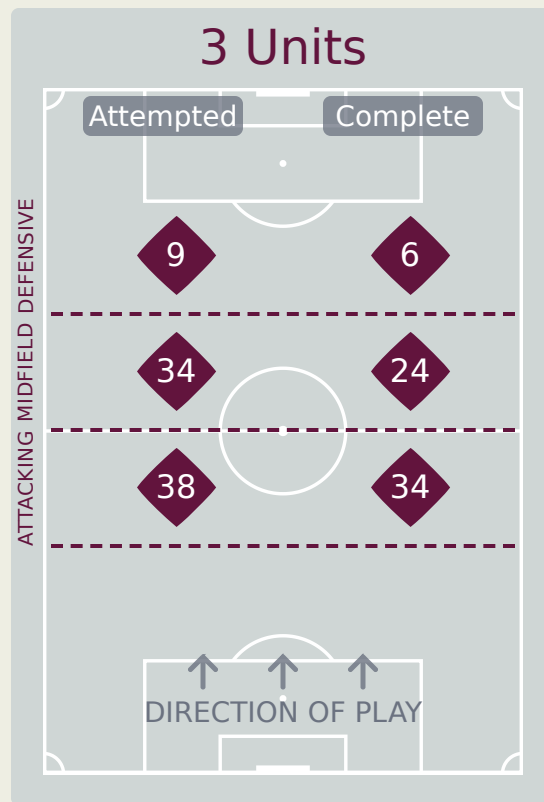
Germany

Attempted Line Breaks

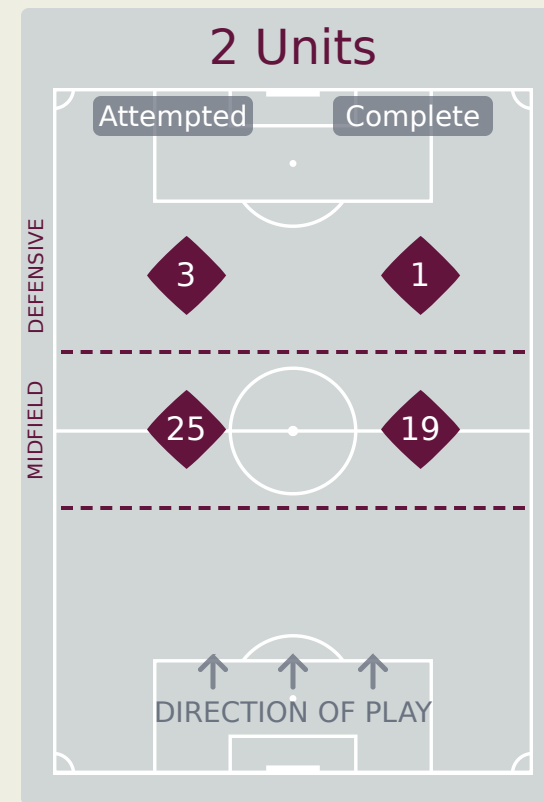
111



Attempted Line Breaks	2
Inside Shape	0
Outside Shape	2



Attempted Line Breaks	81
Inside Shape	40
Outside Shape	41



Attempted Line Breaks	28
Inside Shape	17
Outside Shape	11



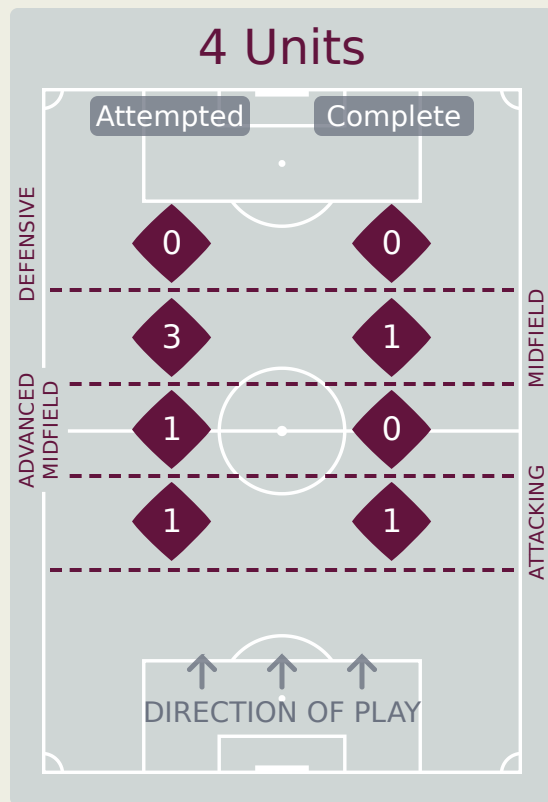
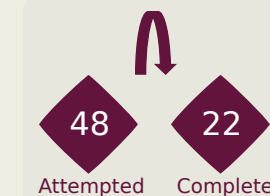
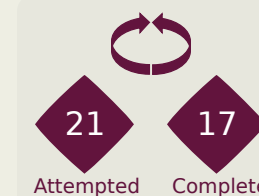
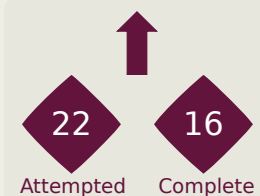
# Line Breaks



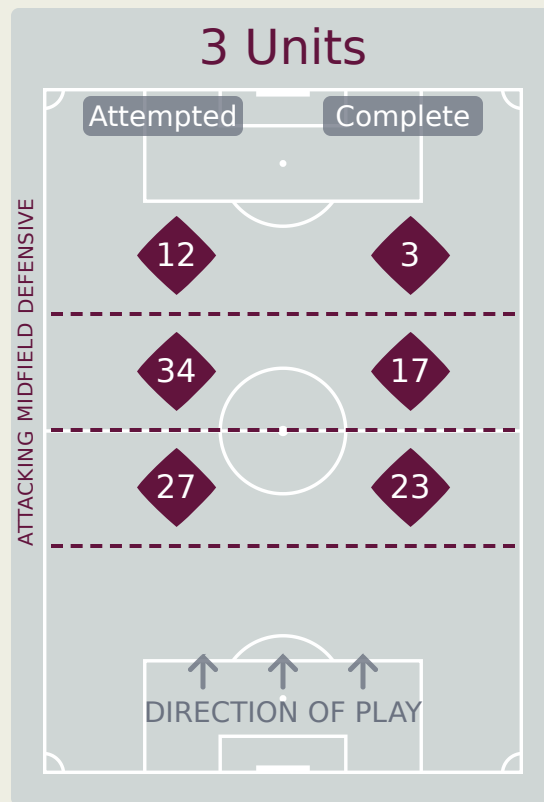
Venezuela

Attempted Line Breaks

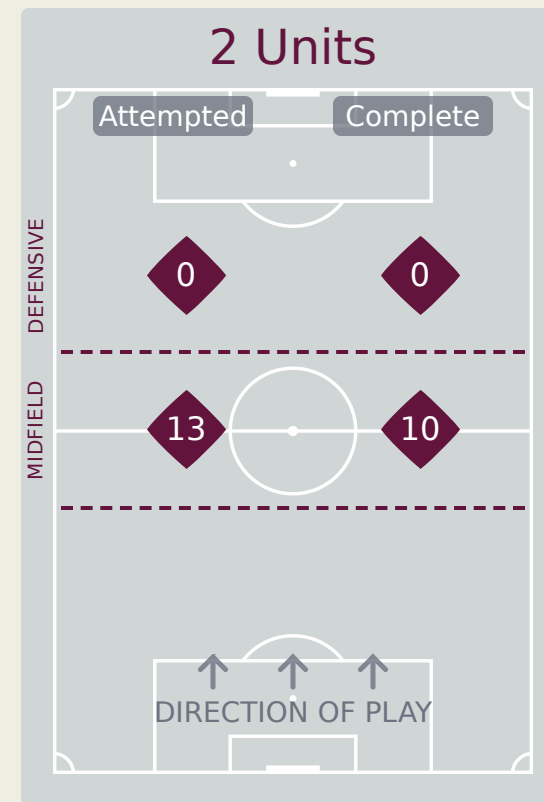
91



Attempted Line Breaks	5
Inside Shape	3
Outside Shape	2



Attempted Line Breaks	73
Inside Shape	54
Outside Shape	19



Attempted Line Breaks	13
Inside Shape	8
Outside Shape	5

18 November 2023 - Jakarta International Stadium - 16:00																			
Line Breaks															Germany				
					4 Units				3 Units			2 Units		Direction			Distribution Type		
#	Player	Line Breaks Attempted	Line Breaks Completed	Line Break Completion %	Attacking Line	Attacking Midfield Line	Midfield Line	Defensive Line	Attacking Line	Midfield Line	Defensive Line	Midfield Line	Defensive Line	Through	Around	Over	Pass	Cross	Ball Progression
1	SCHMITT Max	20	17	85%	1	0	0	0	14	5	0	0	0	3	12	5	20	0	0
3	KABAR Almugera	3	3	100%	0	0	0	0	0	1	0	2	0	0	1	2	3	0	0
5	DAL Maxim	16	12	75%	0	0	0	0	6	4	3	3	0	3	8	5	16	0	0
6	HARCHAOUI Fayssal	11	10	90%	0	0	0	0	3	5	0	3	0	2	5	4	11	0	0
7	BRUNNER Paris	4	1	25%	0	0	0	0	0	1	2	0	1	2	2	0	4	0	0
10	DARVICH Noah	7	5	71%	0	0	0	0	0	4	1	2	0	4	1	2	4	2	1
14	ODOGU David	13	10	76%	1	0	0	0	6	2	0	4	0	2	8	3	11	0	2
15	VON DER HITZ Justin	4	3	75%	0	0	0	0	2	1	0	1	0	2	1	1	4	0	0
16	OSAWE Winners	6	5	83%	0	0	0	0	2	3	0	1	0	2	2	2	6	0	0
17	DA SILVA MOREIRA Eric	7	5	71%	0	0	0	0	0	0	2	4	1	1	3	3	3	2	2
20	RAMSAK Robert	1	1	100%	0	0	0	0	0	1	0	0	0	1	0	0	1	0	0
2	RUEGER Kurt	3	3	100%	0	0	0	0	0	0	0	3	0	1	2	0	2	0	1
8	HERWERTH Maximilian	13	10	76%	0	0	0	0	5	6	0	1	1	5	7	1	13	0	0
11	HERRMANN Charles	0	0	0%	0	0	0	0	0	0	0	0	0	0	0	0	0	0	0
13	HENNIG Maximilian	1	0	0%	0	0	0	0	0	1	0	0	0	0	1	0	1	0	0
18	YALCINKAYA Bilal	2	1	50%	0	0	0	0	0	0	1	1	0	1	0	1	2	0	0



# Passing Networks



#	Passes From ↓ to →	SCHMITT Max	KABAR Almugera	DAL Maxim	HARCHAOUI Fayssal	BRUNNER Paris	DARVICH Noah	ODOGU David	VON DER HITZ Justin	OSAWE Winners	DA SILVA MOREIRA Eric	RAMSAK Robert	165958	RUEGER Kurt	HERWERTH Maximilian	HERRMANN Charles	HENNIG Maximilian	YALCINKAYA Bilal
1	SCHMITT Max	37	0	40	4	2	1	27	0	4	1	0	0	5	15	0	0	0
3	KABAR Almugera	3	37	6	0	0	1	0	0	2	0	0	0	0	0	0	0	0
5	DAL Maxim	37	7	37	6	7	2	6	0	1	0	0	0	1	0	0	0	1
6	HARCHAOUI Fayssal	2	0	4	37	4	0	5	4	0	3	1	0	0	0	0	0	0
7	BRUNNER Paris	1	1	1	0	37	0	0	0	0	0	3	0	0	1	0	1	1
10	DARVICH Noah	0	0	2	0	1	37	0	2	0	0	0	0	0	0	0	0	1
14	ODOGU David	18	0	10	6	1	3	37	2	5	6	1	0	1	8	0	0	1
15	VON DER HITZ Justin	2	0	1	4	0	2	3	37	0	1	0	0	1	1	0	0	0
16	OSAWE Winners	1	2	2	0	2	0	1	1	37	1	2	0	0	0	1	0	2
17	DA SILVA MOREIRA Eric	4	0	1	1	0	3	5	2	1	37	0	0	0	0	1	0	0
20	RAMSAK Robert	0	0	0	0	1	0	2	0	1	2	37	0	0	1	1	0	0
0	165958	0	0	0	0	0	0	0	0	0	0	0	37	0	0	0	0	0
2	RUEGER Kurt	5	0	1	0	2	0	3	1	1	0	0	0	37	7	0	1	0
8	HERWERTH Maximilian	12	0	0	0	4	0	4	1	0	0	1	0	12	37	0	2	0
11	HERRMANN Charles	0	0	0	0	0	0	1	1	0	0	0	0	0	0	37	0	1
13	HENNIG Maximilian	1	0	0	0	1	0	1	0	0	0	1	0	0	1	0	37	0
18	YALCINKAYA Bilal	0	0	0	0	1	0	0	0	1	3	0	0	1	1	0	0	37

Top 5 Player to Player Passers		
Player	Passed To	% of Total Team Passes
SCHMITT Max	DAL Maxim	9.8%
DAL Maxim	SCHMITT Max	9.1%
SCHMITT Max	ODOGU David	6.6%
ODOGU David	SCHMITT Max	4.4%
SCHMITT Max	HERWERTH Maximilian	3.7%

# Passing Networks



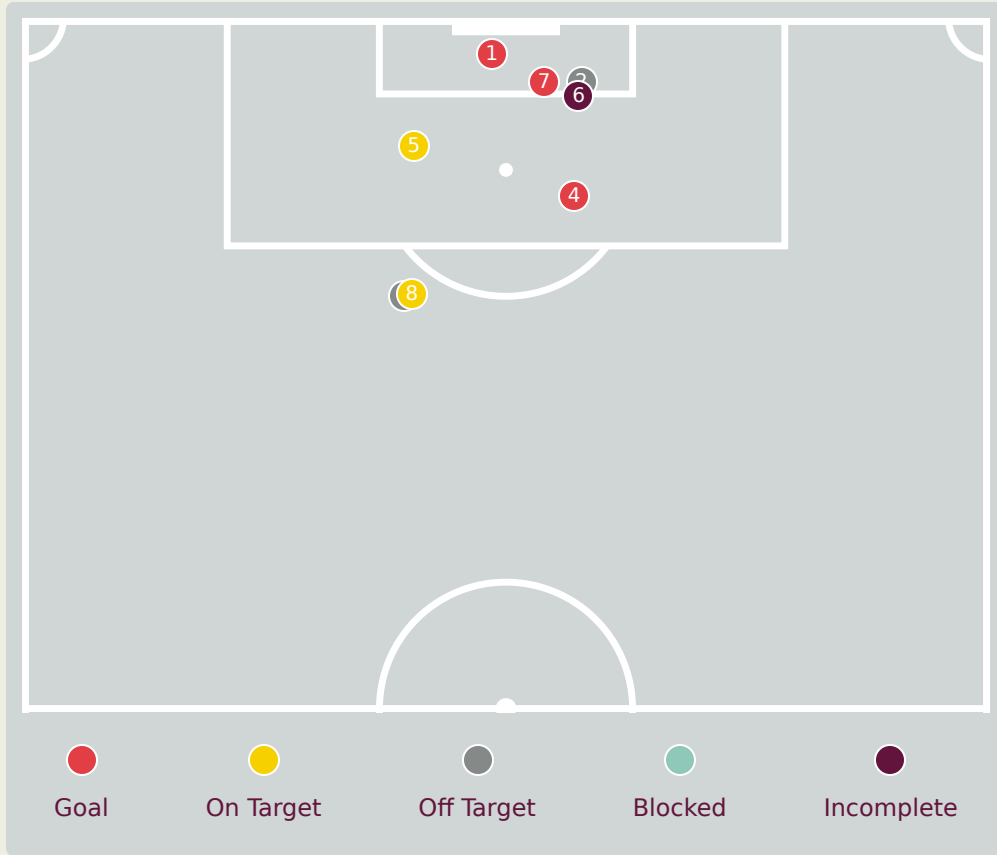
#	Passes From ↓ to →	SANCHEZ Jorge	RAAP Yiandro	HIDALGO Rai	ROMERO Leenhan	ARANGO Juan	VEGAS Miguel	BORGO Angel	CICHERO Alejandro	COLINA Junior	BALBO Luis	PROFETA Nicola	318691	IBARRA Pablo	SILVA Santiago	REINOSO Lucciano	HUICE Frangel	GONZALEZ Maiken
1	SANCHEZ Jorge	0	0	0	0	0	3	5	0	0	0	1	0	0	1	1	0	0
4	RAAP Yiandro	2	0	2	0	0	7	5	0	2	0	3	0	1	0	0	1	0
6	HIDALGO Rai	1	0	0	0	1	1	1	1	1	0	1	0	0	0	0	0	0
7	ROMERO Leenhan	0	0	0	0	0	0	0	0	0	0	1	0	0	0	0	0	0
11	ARANGO Juan	0	0	1	0	0	0	0	0	0	1	1	0	0	0	0	0	0
14	VEGAS Miguel	1	7	3	1	1	0	4	1	3	2	9	0	0	2	0	1	0
15	BORGO Angel	3	5	0	0	1	6	0	0	1	1	7	0	0	0	0	0	0
18	CICHERO Alejandro	0	0	0	0	2	0	0	0	0	0	2	0	0	0	0	0	0
19	COLINA Junior	0	0	1	0	0	3	0	0	0	1	0	0	0	0	0	0	0
20	BALBO Luis	0	0	0	0	3	1	2	0	0	0	0	0	0	2	1	0	0
21	PROFETA Nicola	0	1	0	3	2	5	6	2	1	2	0	0	0	3	1	0	1
0	318691	0	0	0	0	0	0	0	0	0	0	0	0	0	0	0	0	0
2	IBARRA Pablo	1	1	0	0	0	0	0	0	1	0	0	0	0	0	0	0	1
3	SILVA Santiago	0	0	0	0	0	0	1	0	0	0	2	0	0	0	1	2	0
9	REINOSO Lucciano	0	0	0	0	0	2	0	0	0	3	3	0	0	1	0	0	0
16	HUICE Frangel	0	1	0	0	0	0	0	0	1	0	2	0	0	0	1	0	0
17	GONZALEZ Maiken	0	0	0	0	0	1	0	0	0	0	0	0	0	0	0	1	0






Top 5 Player to Player Passers		
Player	Passed To	% of Total Team Passes
VEGAS Miguel	PROFETA Nicola	5.1%
RAAP Yiandro	VEGAS Miguel	4%
VEGAS Miguel	RAAP Yiandro	4%
BORGO Angel	PROFETA Nicola	4%

BORGO Angel	VEGAS Miguel	3.4%
-------------	--------------	------

# Attempts at Goal

Germany 




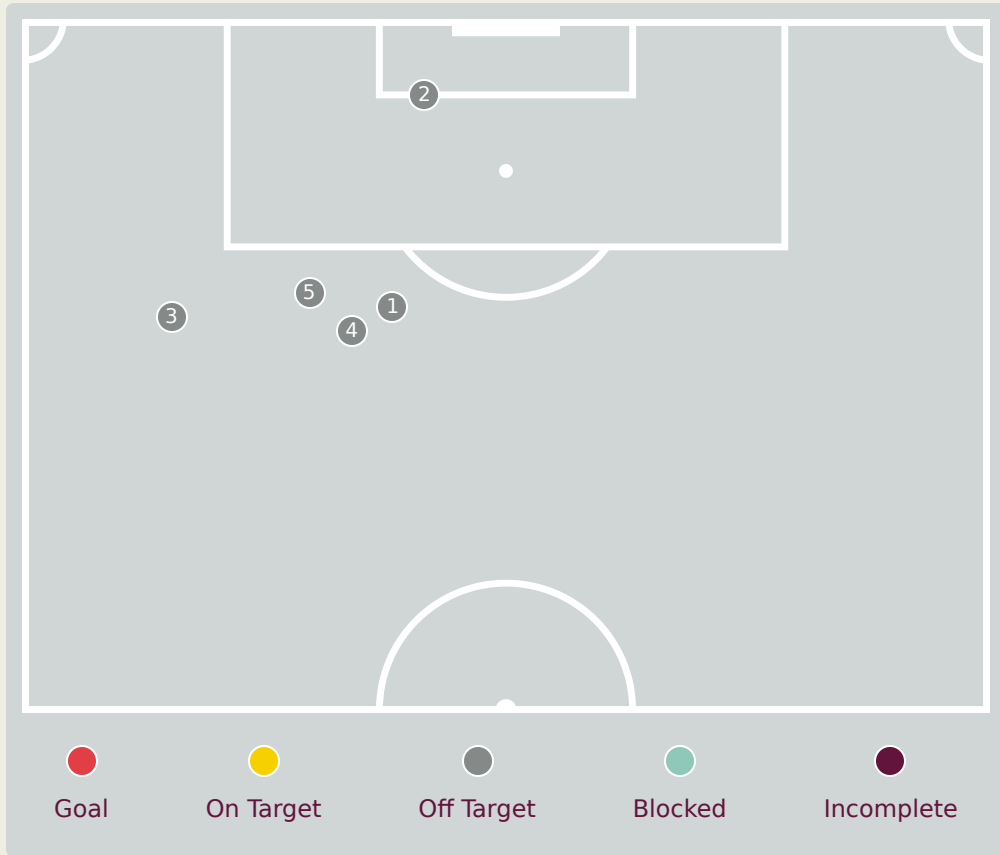
Key	Outcome	Shots
	Goals	3
	On Target	2
	Off Target	2
	Blocked	0
	Incomplete	1






# Attempts at Goal

**Germany**

Time	Player	Outcome	Body Part	Delivery Type
0	20RAMSAK Robert	On Target - Goal	Left Foot	Cross
23	5 DAL Maxim	Off Target	Head	Corner
32	16 OSAWE Winners	Off Target	Right Foot	Pass
41	17 DA SILVA MOREIRA Eric	On Target - Goal	Right Foot	Pass
56	7 BRUNNER Paris	On Target - Saved	Left Foot	Cross
56	14 ODOGU David	Incomplete - Assist	Right Foot	Corner
56	20RAMSAK Robert	On Target - Goal	Upper Body	Loose Ball
92	20RAMSAK Robert	Deflected On Target - Saved	Right Foot	Pass

# Attempts at Goal



Key	Outcome	Shots
	Goals	0
	On Target	0
	Off Target	5
	Blocked	0
	Incomplete	0



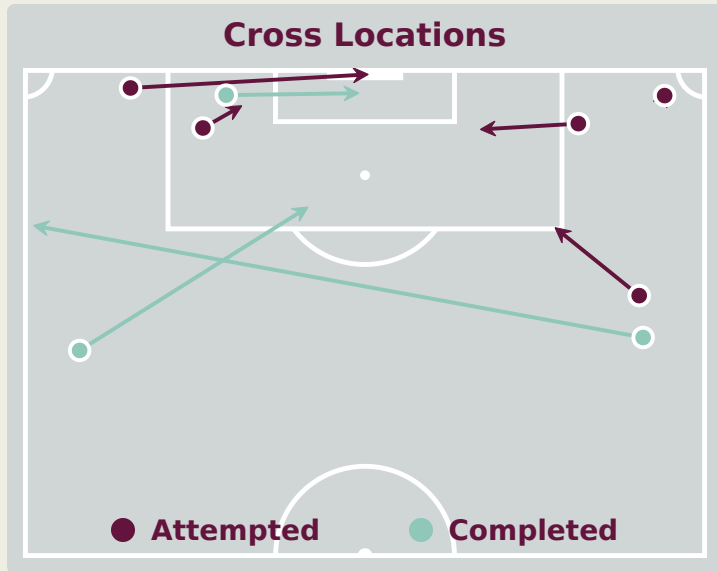
Venezuela



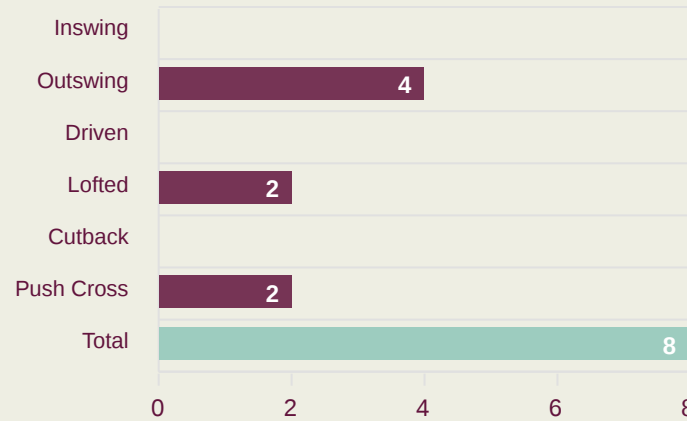
## Attempts at Goal

Time	Player	Outcome	Body Part	Delivery Type
26	19 COLINA Junior	Off Target	Left Foot	Freekick
39	19 COLINA Junior	Off Target	Left Foot	Cross
45	18 CICHERO Alejandro	Off Target	Right Foot	Loose Ball
73	21 PROFETA Nicola	Deflected Off Target - Defensive Event	Left Foot	Pass
77	9 REINOSO Lucciano	Deflected Off Target - Defensive Event	Right Foot	Loose Ball

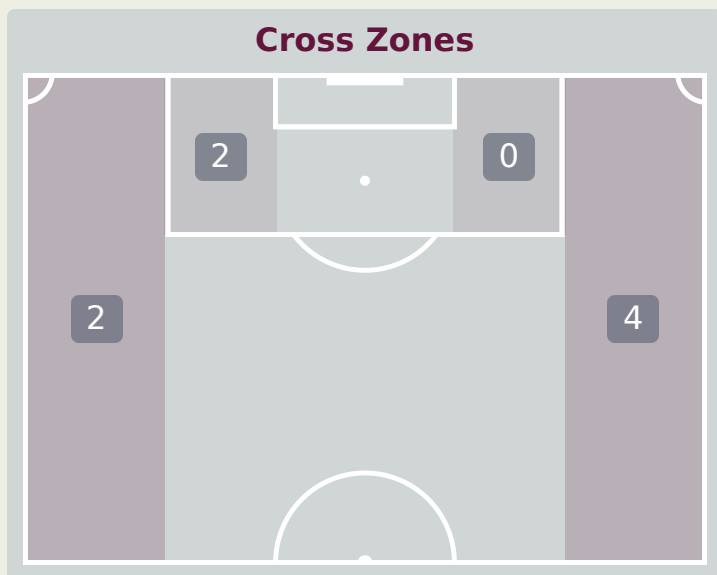
# Crosses (Open Play)



## Delivery Type



#	Player	Inswing	Outswing	Driven	Lofted	Cutback	Push Cross	Total Attempted
1	SCHMITT Max	0	0	0	0	0	0	0
3	KABAR Almugera	0	0	0	0	0	0	0
5	DAL Maxim	0	0	0	0	0	0	0
6	HARCHAOUI Fayssal	0	0	0	0	0	0	0
7	BRUNNER Paris	0	0	0	0	0	0	0
10	DARVICH Noah	0	1	0	0	0	2	3
14	ODOGU David	0	0	0	0	0	0	0
15	VON DER HITZ Justin	0	1	0	0	0	0	1
16	OSAWÉ Winners	0	0	0	0	0	0	0
17	DA SILVA MOREIRA Eric	0	1	0	1	0	0	2
20	RAMSAK Robert	0	1	0	0	0	0	1
2	RUEGER Kurt	0	0	0	1	0	0	1
8	HERWERTH Maximilian	0	0	0	0	0	0	0
11	HERRMANN Charles	0	0	0	0	0	0	0
13	HENNIG Maximilian	0	0	0	0	0	0	0
18	YALCINKAYA Bilal	0	0	0	0	0	0	0



**Attempted**

**8**

**Completed**

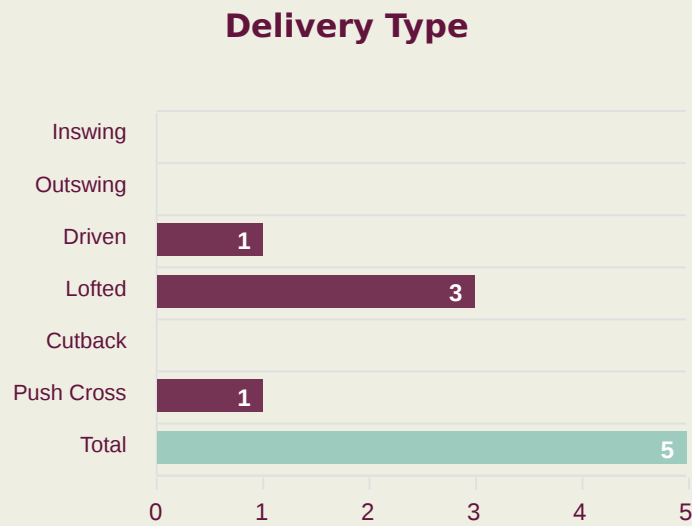
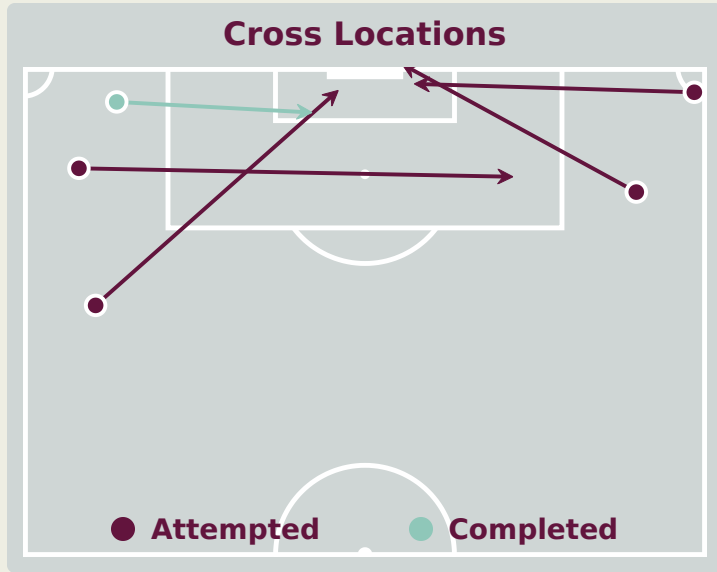
**3**

**Most Crosses Attempted**

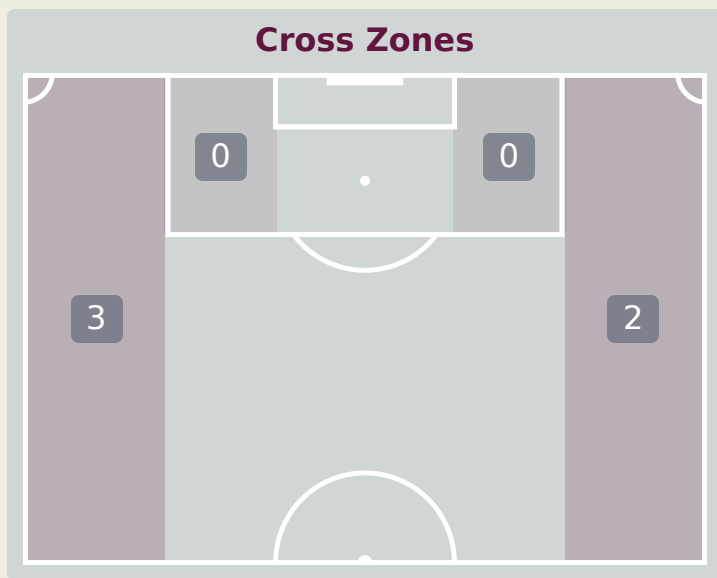
**3**

**DARVICH Noah**  
RIGHT CENTRE MIDFIELD

# Crosses (Open Play)



#	Player	Inswing	Outswing	Driven	Lofted	Cutback	Push Cross	Total Attempted
1	SANCHEZ Jorge	0	0	0	0	0	0	0
4	RAAP Yiandro	0	0	0	0	0	0	0
6	HIDALGO Rai	0	0	0	0	0	0	0
7	ROMERO Leenhan	0	0	0	0	0	1	1
11	ARANGO Juan	0	0	0	1	0	0	1
14	VEGAS Miguel	0	0	0	0	0	0	0
15	BORGO Angel	0	0	0	0	0	0	0
18	CICHERO Alejandro	0	0	0	0	0	0	0
19	COLINA Junior	0	0	1	1	0	0	2
20	BALBO Luis	0	0	0	1	0	0	1
21	PROFETA Nicola	0	0	0	0	0	0	0
2	IBARRA Pablo	0	0	0	0	0	0	0
3	SILVA Santiago	0	0	0	0	0	0	0
9	REINOSO Lucciano	0	0	0	0	0	0	0
16	HUICE Frangel	0	0	0	0	0	0	0
17	GONZALEZ Maiken	0	0	0	0	0	0	0



**Attempted**

**5**

**Completed**

**1**

**Most Crosses Attempted**

**2**

**COLINA Junior**  
RIGHT WINGER

# Offering to Receive

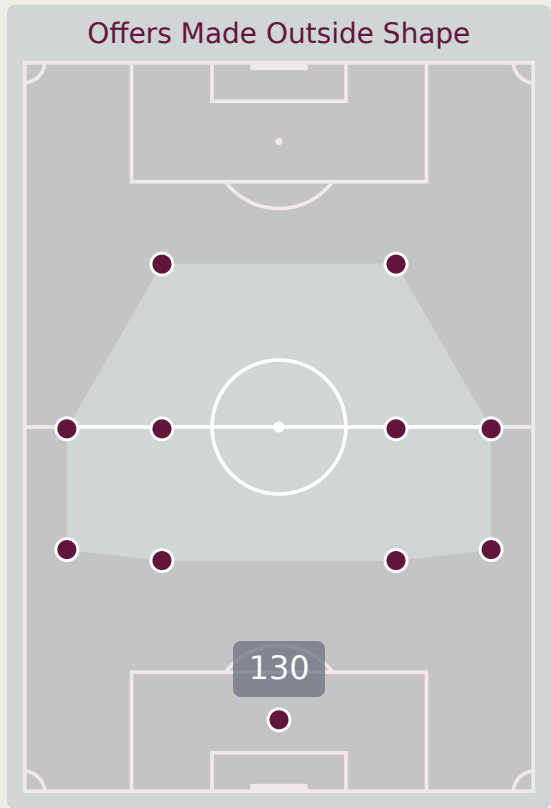
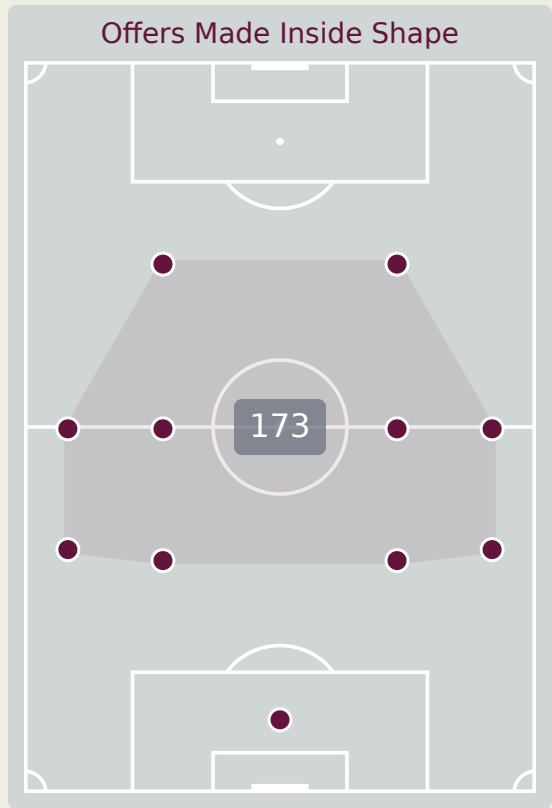


**303**  
Total Offers Made

**97**  
Total Offers Received

**Most Offers**  
**41**  
**RAMSAK Robert**  
CENTRE FORWARD

**118**  
Offers Made in Final Third



**133**  
Offers Made in Middle Third

**52**  
Offers Made in Defensive Third

#	Player	Offers Made	Offers Received	% Made & Received
1	SCHMITT Max	8	6	75%
3	KABAR Almugera	4	1	25%
5	DAL Maxim	20	13	65%
6	HARCHAOUI Fayssal	27	8	29.6%
7	BRUNNER Paris	33	8	24.2%
10	DARVICH Noah	28	9	32.1%
14	ODOGU David	31	17	54.8%
15	VON DER HITZ Justin	3	1	33.3%
16	OSAWA Winners	6	1	16.7%
17	DA SILVA MOREIRA Eric	29	7	24.1%
20	RAMSAK Robert	41	7	17.1%
2	RUEGER Kurt	34	11	32.4%
8	HERWERTH Maximilian	1	1	100%
11	HERRMANN Charles	9	1	11.1%
13	HENNIG Maximilian	2	1	50%
18	YALCINKAYA Bilal	27	5	18.5%

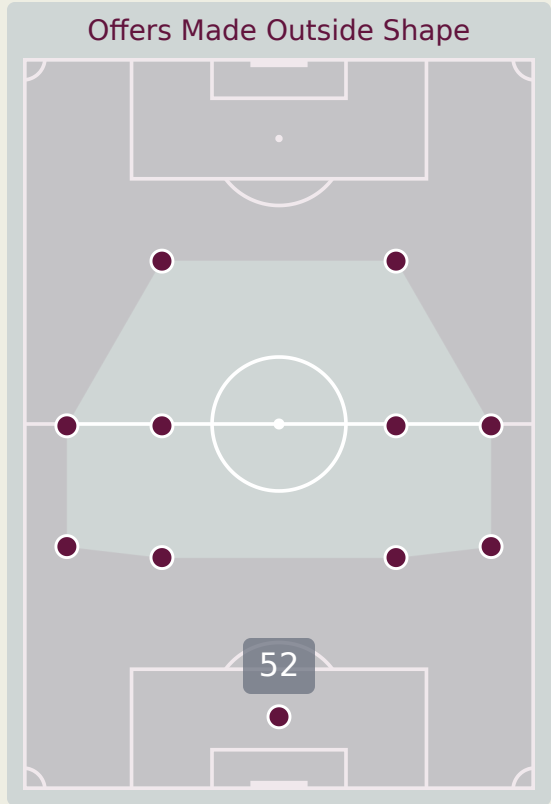
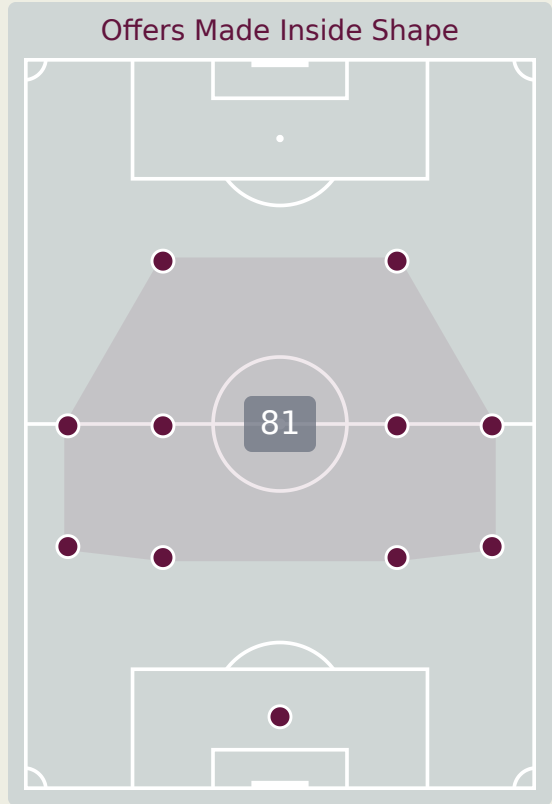
# Offering to Receive

**133**  
Total Offers Made

**43**  
Total Offers Received

**Most Offers**  
**32**  
**VEGAS Miguel**  
DEFENSIVE MIDFIELD CENTRE

**44**  
Offers Made in Final Third



**55**  
Offers Made in Middle Third

**34**  
Offers Made in Defensive Third

#	Player	Offers Made	Offers Received	% Made & Received
1	SANCHEZ Jorge	7	4	57.1%
4	RAAP Yiandro	2	2	100%
6	HIDALGO Rai	4	0	0%
7	ROMERO Leenhan	17	3	17.6%
11	ARANGO Juan	6	2	33.3%
14	VEGAS Miguel	32	10	31.2%
15	BORGO Angel	0	0	0%
18	CICHERO Alejandro	0	0	0%
19	COLINA Junior	20	6	30%
20	BALBO Luis	12	3	25%
21	PROFETA Nicola	19	9	47.4%
2	IBARRA Pablo	0	0	0%
3	SILVA Santiago	1	0	0%
9	REINOSO Lucciano	2	1	50%
16	HUICE Frangel	8	3	37.5%
17	GONZALEZ Maiken	3	0	0%

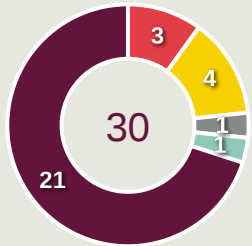
Germany



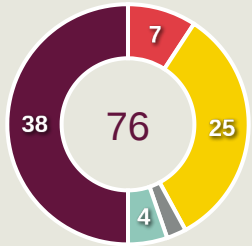
# Movement to Receive

## Movement Types by Phase

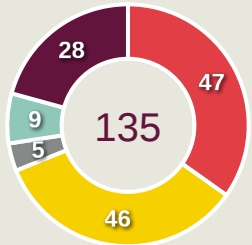
### Final Third Phase



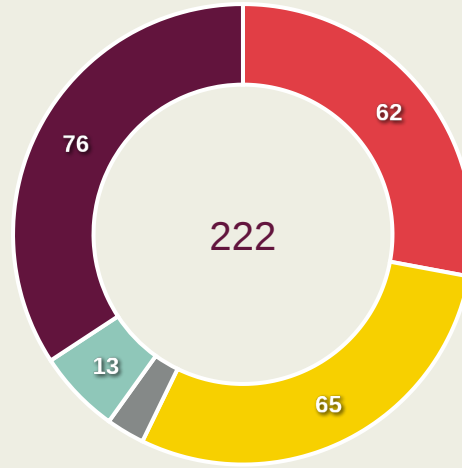
### Progression Phase



### Build Up Phase



## All Movement Types

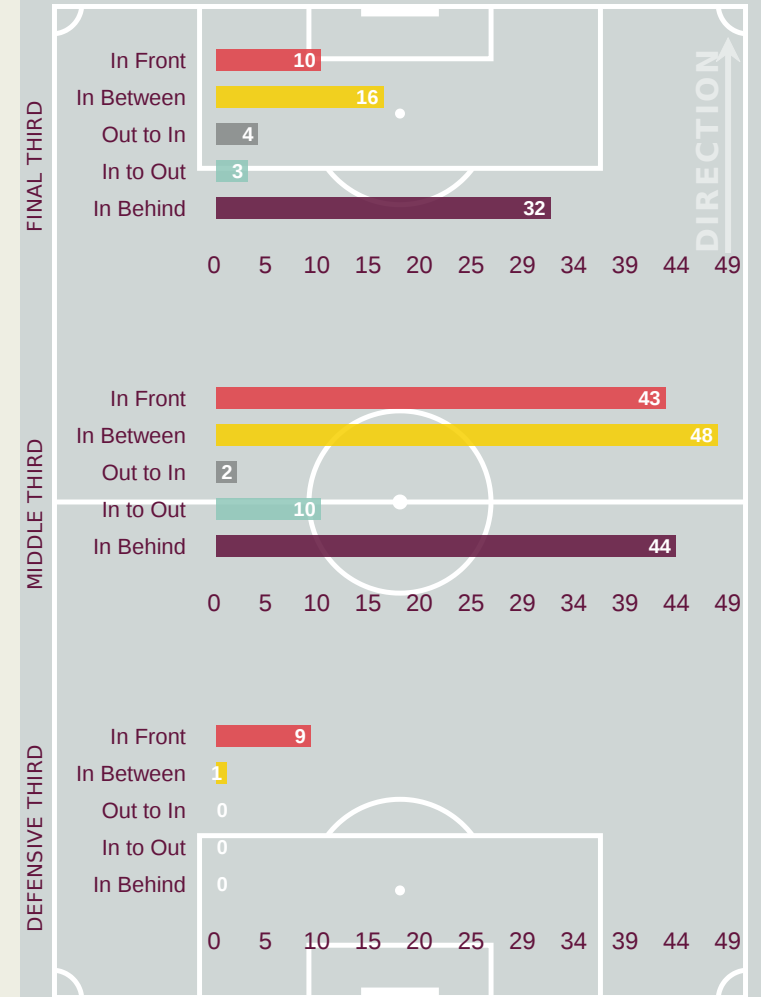


- In Front
- In Between
- Out to In
- In to Out
- In Behind

## Top Ranked Players

Type	Player	Movements
In Front	6 HARCHAOUI Fayssal	12
In Between	10 DARVICH Noah	14
Out to In	17 DA SILVA MOREIRA Eric	3
In to Out	20 RAMSAK Robert	3
In Behind	20 RAMSAK Robert	22

## Movement Types Pitch Third



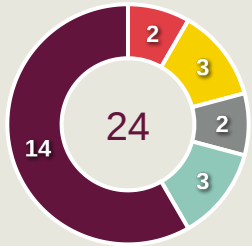
# Movement to Receive

## Movement Types by Phase

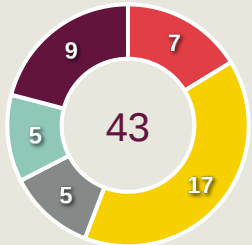
### Final Third Phase



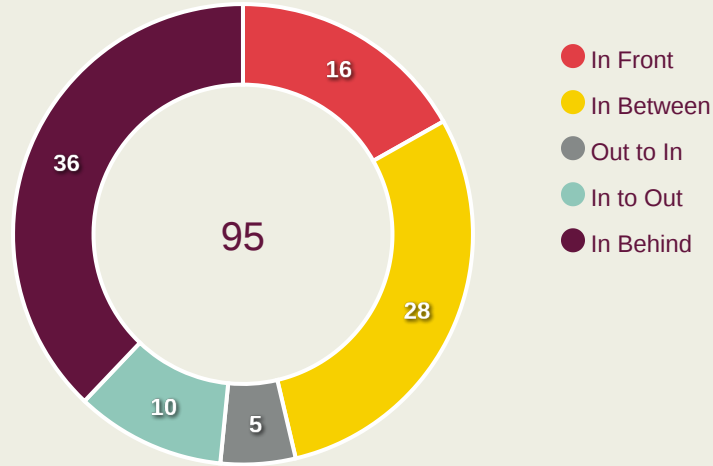
### Progression Phase



### Build Up Phase



## All Movement Types

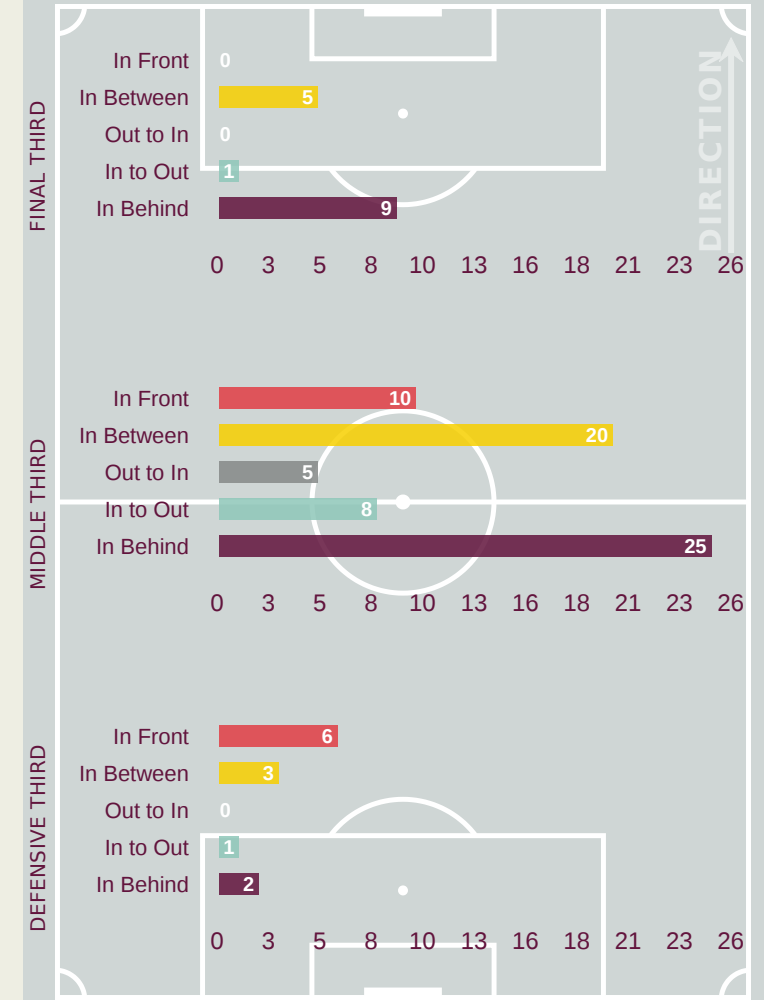


- In Front
- In Between
- Out to In
- In to Out
- In Behind

## Top Ranked Players

Type	Player	Movements
In Front	14 VEGAS Miguel	8
In Between	7 ROMERO Leenhan	11
Out to In	19 COLINA Junior	3
In to Out	21 PROFETA Nicola	3
In Behind	19 COLINA Junior	13

## Movement Types Pitch Third



# OUT OF POSSESSION



U-17 WORLD CUP  
INDONESIA 2023



Germany v Venezuela





Germany



# Defensive Actions

**37**

**Forced Turnovers**

**27**

**Possession Regained**

**5**

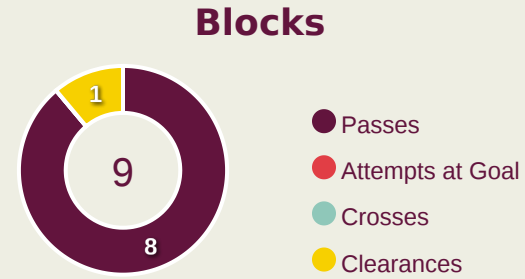
**Interceptions**

**32**

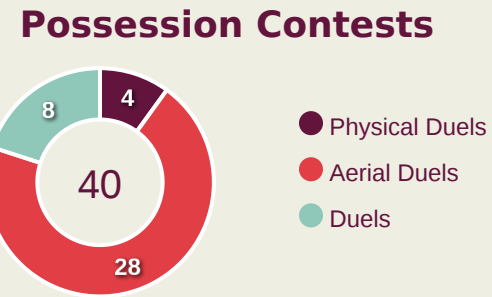
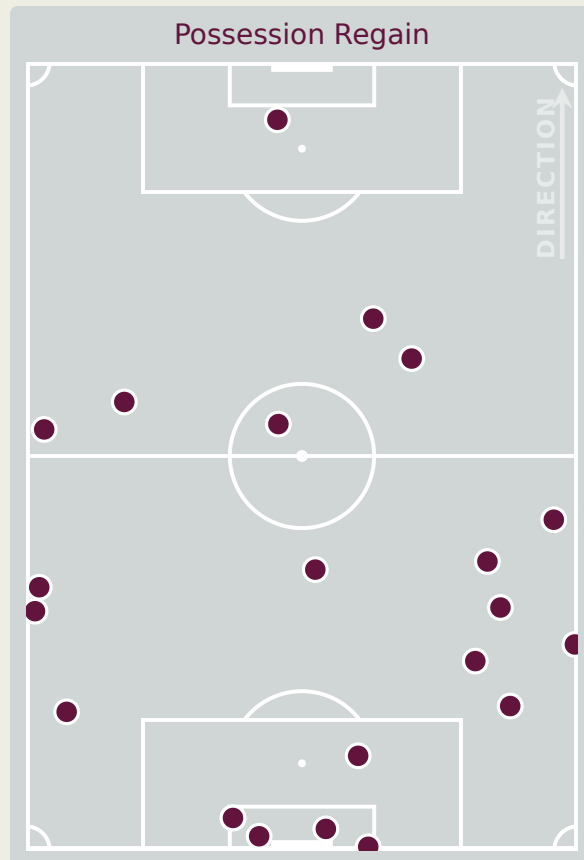
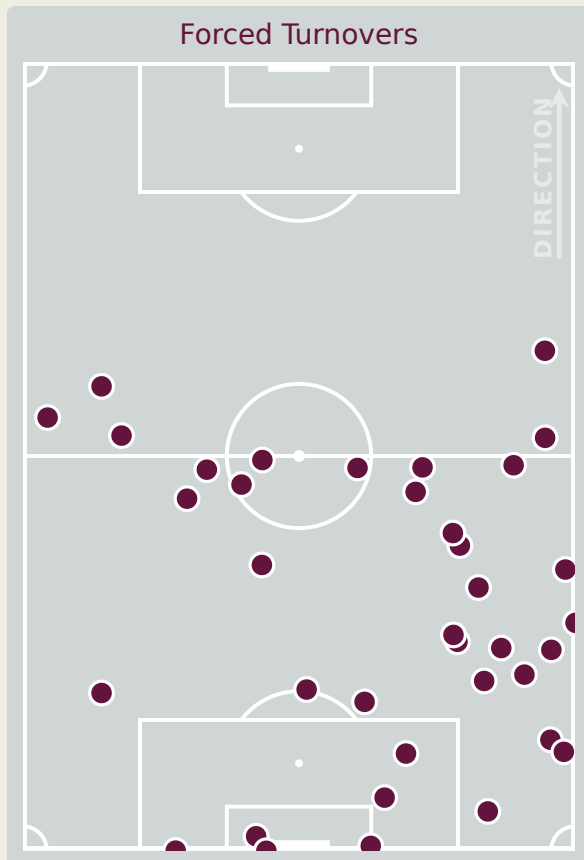
**Tackles**

**6.12**

**Possession Actions / Defensive Action**



#	Player	Total Possession Regains
1	SCHMITT Max	5
3	KABAR Almugera	2
5	DAL Maxim	1
6	HARCHAOUI Fayssal	1
7	BRUNNER Paris	1
10	DARVICH Noah	0
14	ODOGU David	4
15	VON DER HITZ Justin	5
16	OSAWE Winners	1
17	DA SILVA MOREIRA Eric	1
20	RAMSAK Robert	1
2	RUEGER Kurt	3
8	HERWERTH Maximilian	2
11	HERRMANN Charles	0
13	HENNIG Maximilian	0
18	YALCINKAYA Bilal	0



### Most Possession Regains

**5**

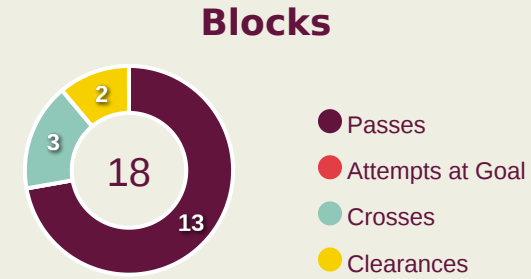
**SCHMITT Max**  
GOALKEEPER

Venezuela

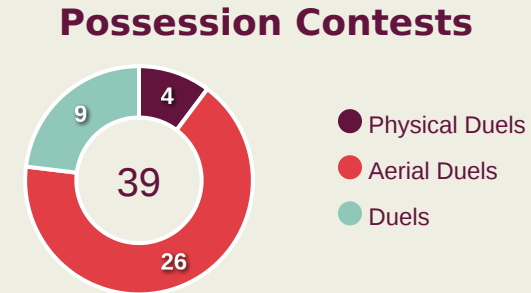
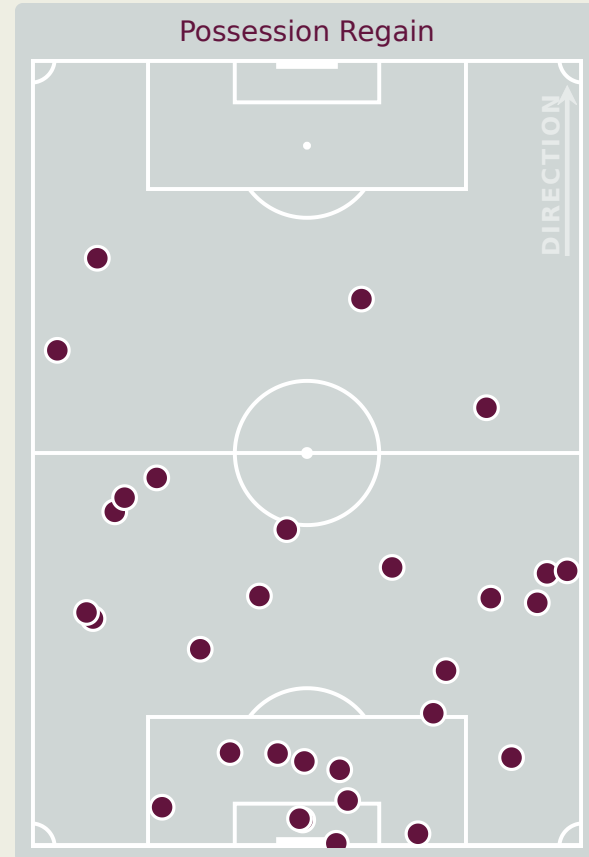
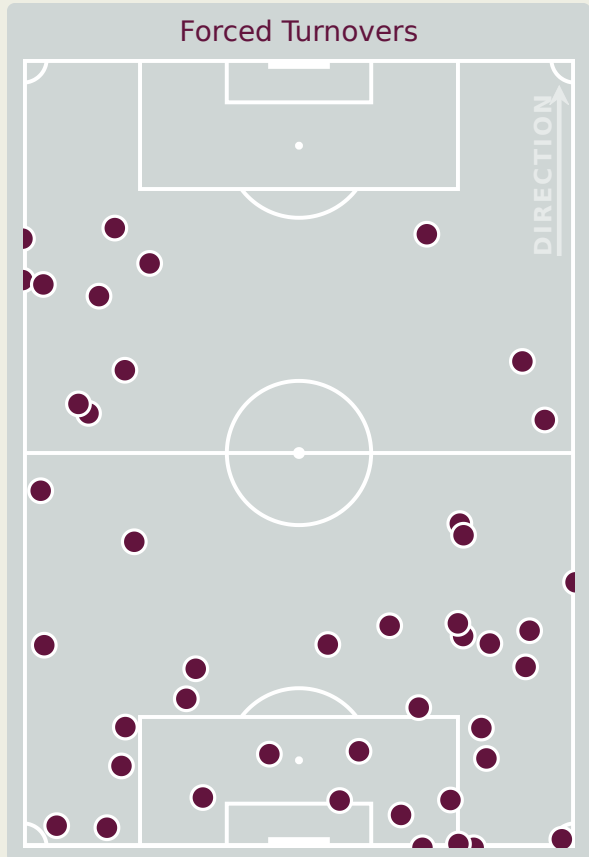


# Defensive Actions

<b>44</b> Forced Turnovers	<b>32</b> Possession Regained	<b>3</b> Interceptions	<b>41</b> Tackles	<b>2.64</b> Possession Actions / Defensive Action
-------------------------------	----------------------------------	---------------------------	----------------------	--



#	Player	Total Possession Regains
1	SANCHEZ Jorge	4
4	RAAP Yiandro	5
6	HIDALGO Rai	4
7	ROMERO Leenhan	0
11	ARANGO Juan	2
14	VEGAS Miguel	4
15	BORGO Angel	5
18	CICHERO Alejandro	0
19	COLINA Junior	0
20	BALBO Luis	5
21	PROFETA Nicola	1
2	IBARRA Pablo	0
3	SILVA Santiago	0
9	REINOSO Lucciano	1
16	HUICE Frangel	0
17	GONZALEZ Maiken	1

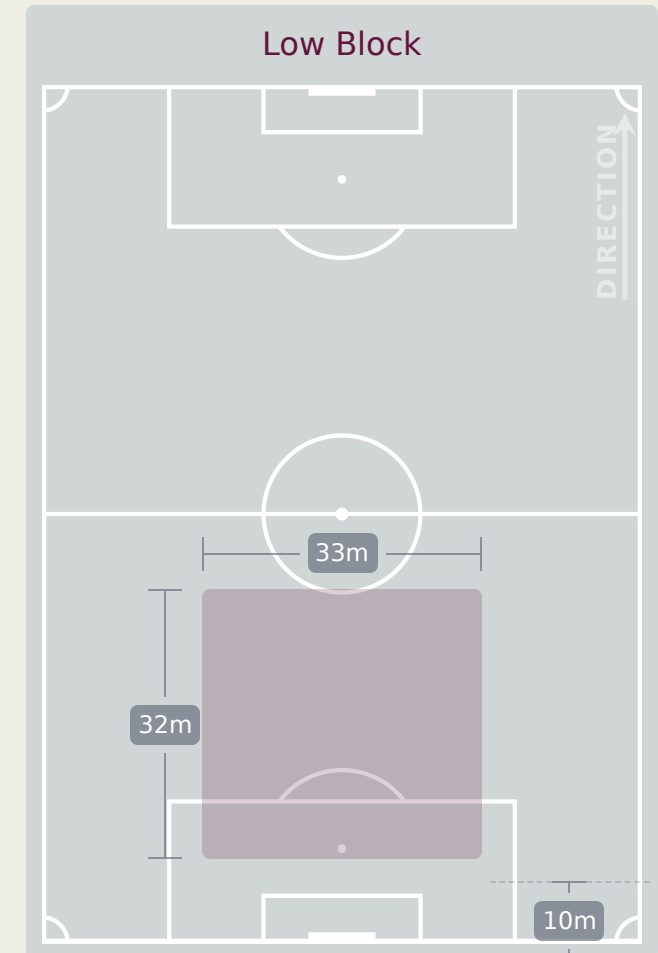
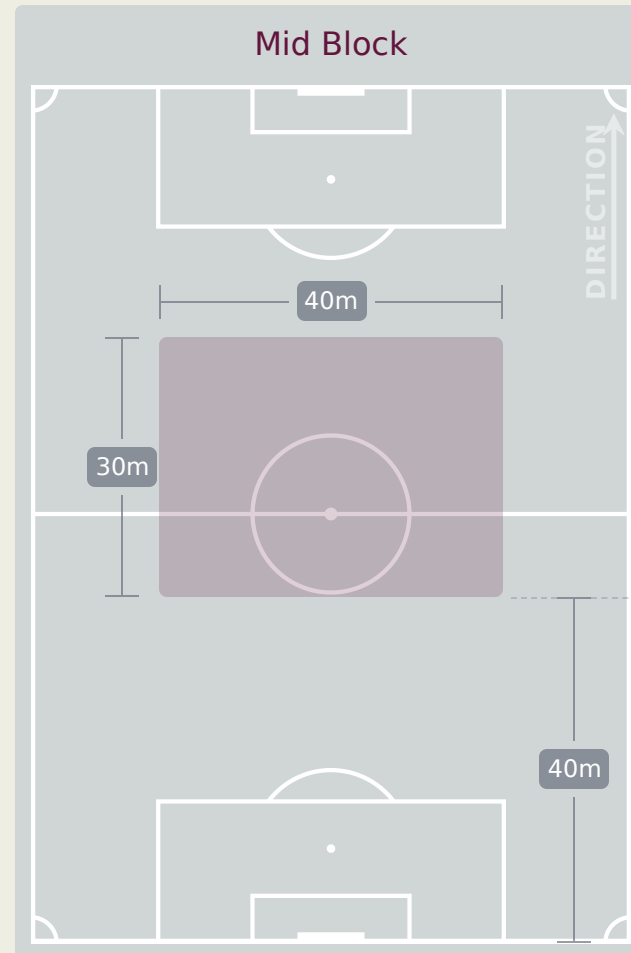
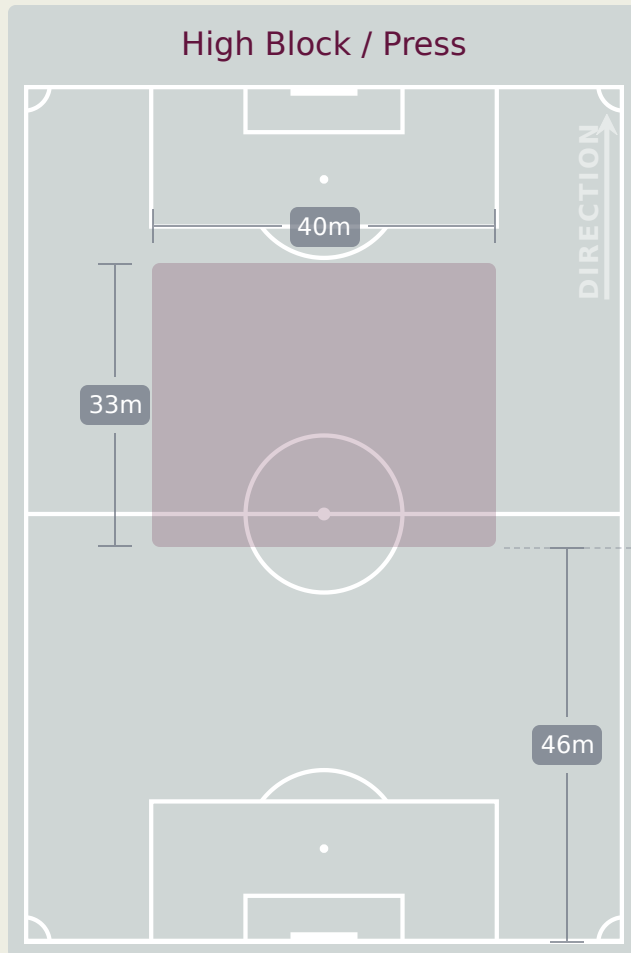


### Most Possession Regains

**5**

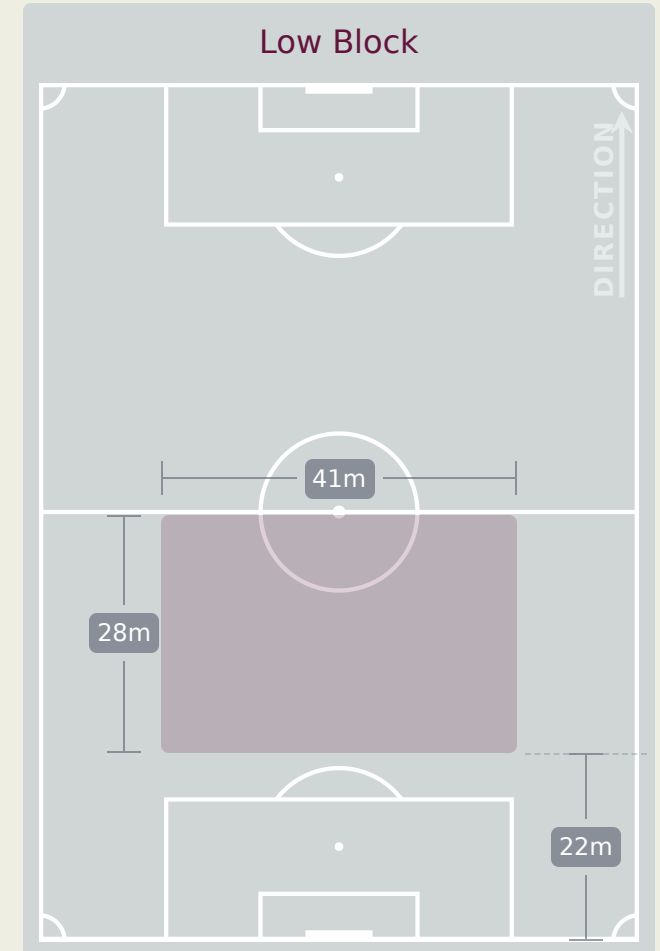
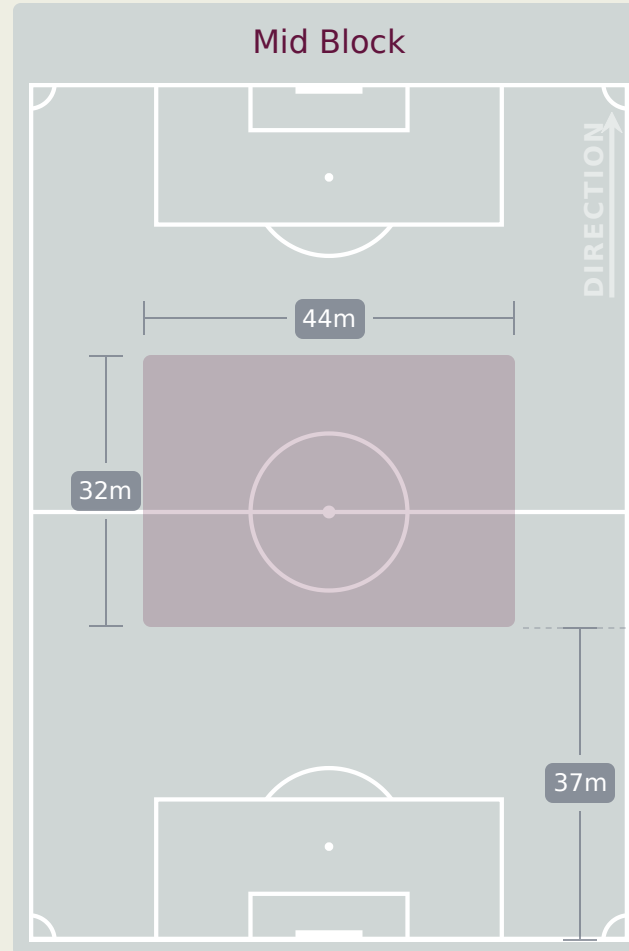
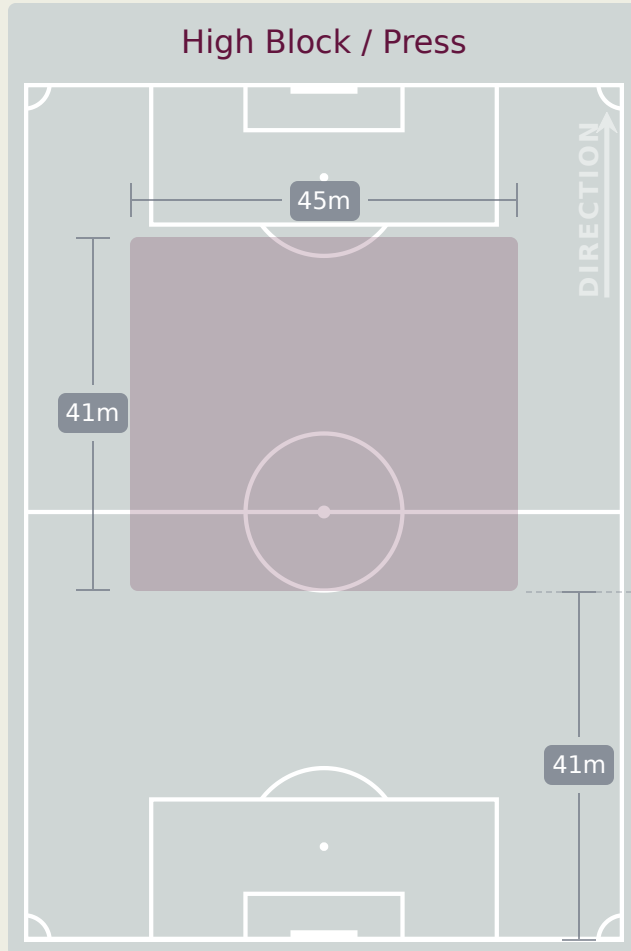
**RAAP Yiandro**  
RIGHT CENTRE BACK

# Defensive Line Height & Team Length



# Defensive Line Height & Team Length


Venezuela



# Defensive Pressure



**Germany**



126	Total Pressures	210
40	Direct Pressures	78
1.5s	Avg Pressure Duration	1.77s
37	Forced Turnovers	44
9.27s	Ball Recovery Time	17.57s
55	Pushing on into Pressing	68
136	Pushing on	164
24	Pressing Direction Inside	29
64	Pressing Direction Outside	132

**Most Direct Pressures**

**6**

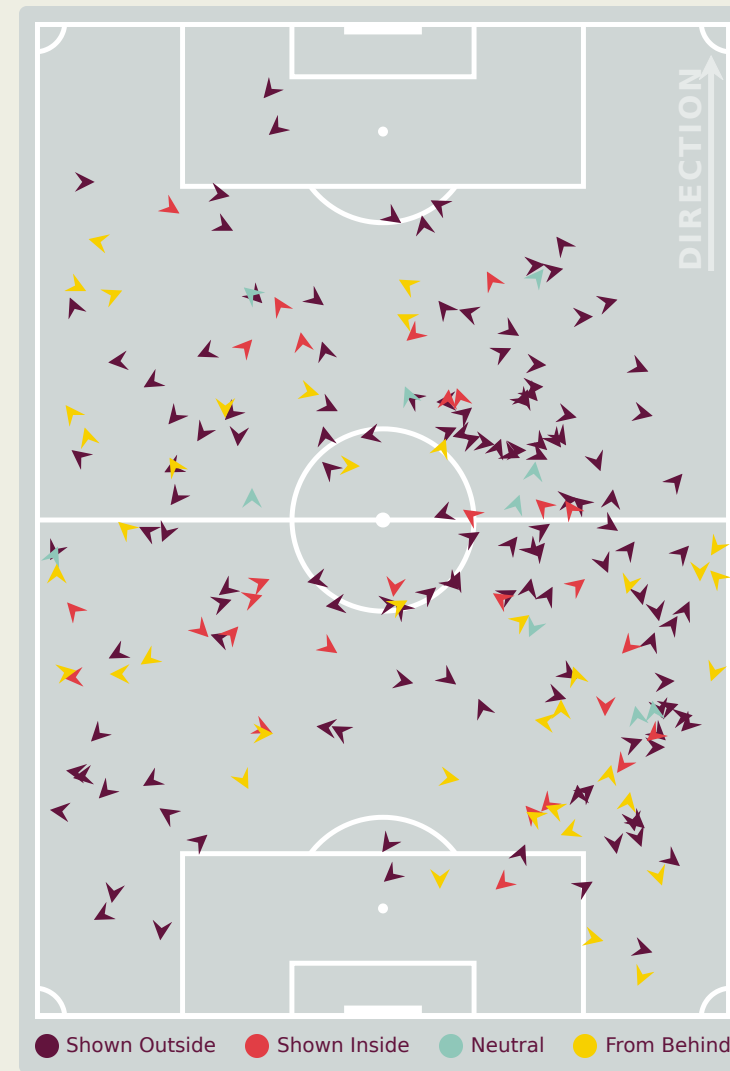
**ODOGU David**  
RIGHT CENTRE BACK

**Most Direct Pressures**

**12**

**VEGAS Miguel**  
DEFENSIVE MIDFIELD CENTRE

**Venezuela**



# GOALKEEPING



Germany v Venezuela

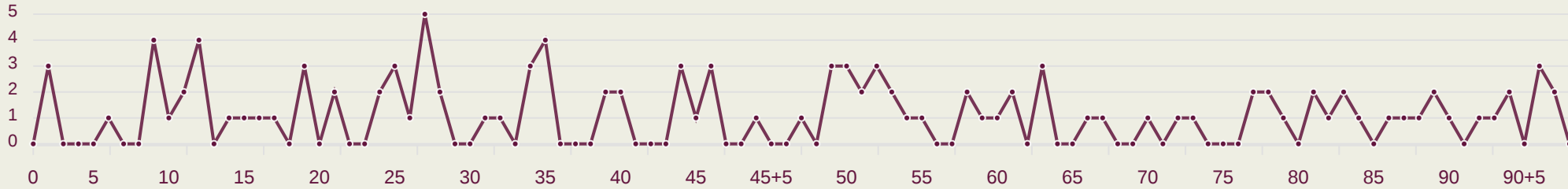


# Goalkeeping Involvement



## Germany

### Germany GK Involvement Timeline

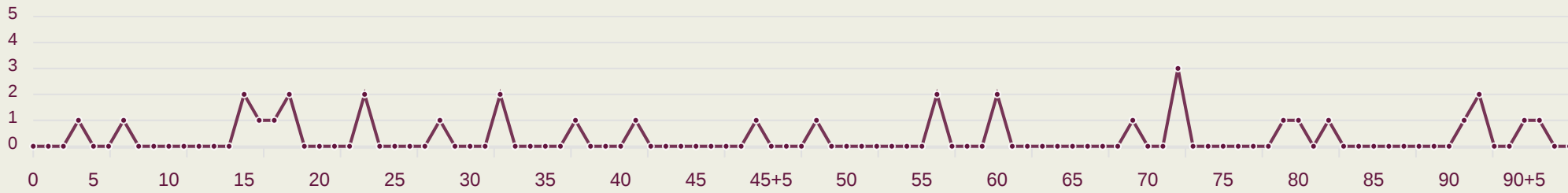


**115**  
Total Involvements



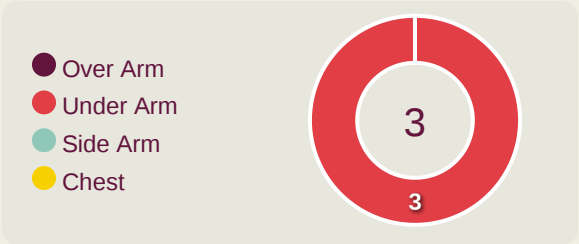
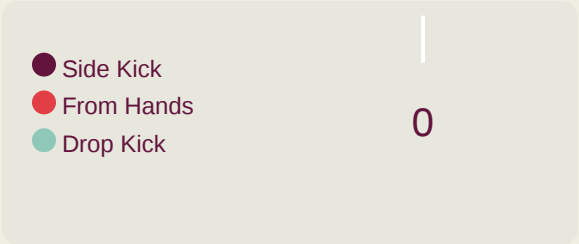
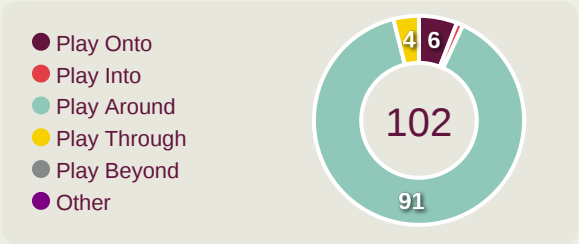
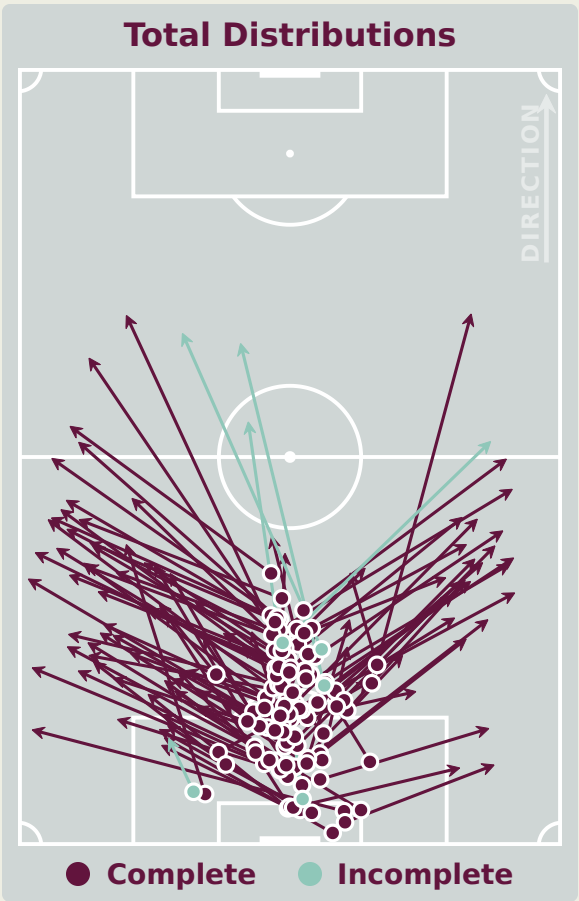
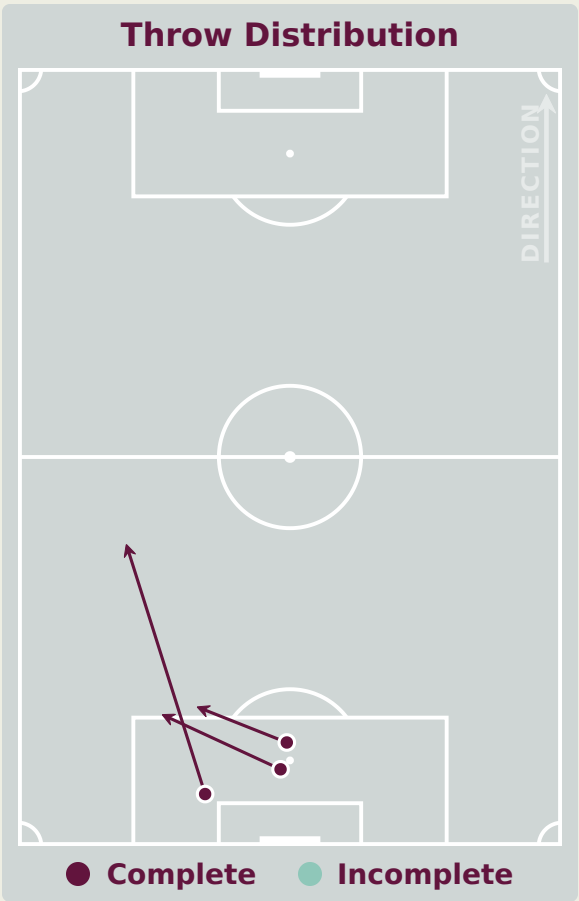
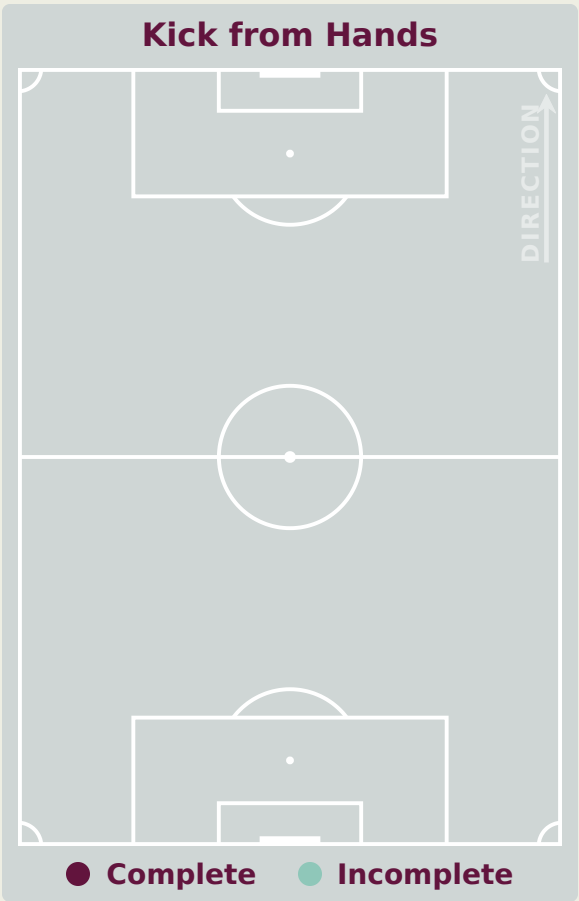
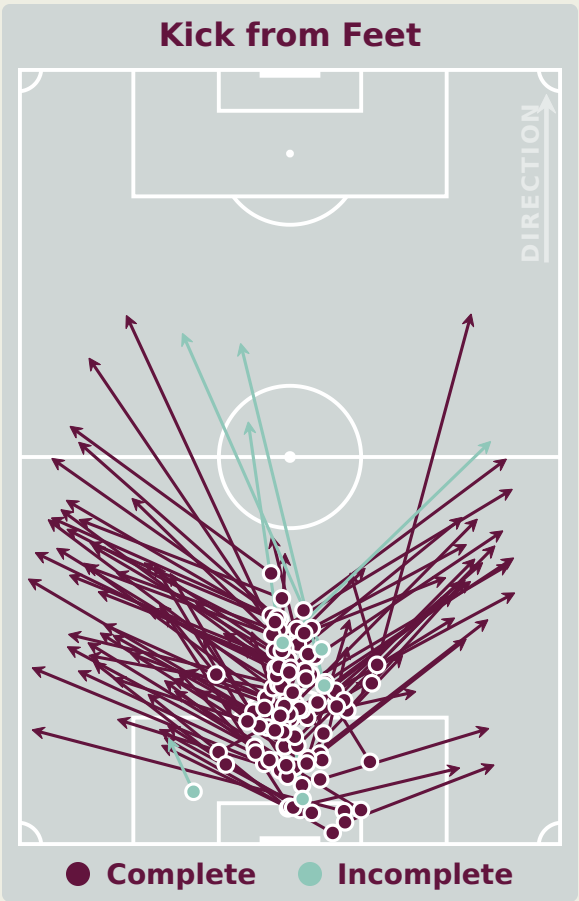
## Venezuela

### Venezuela GK Involvement Timeline



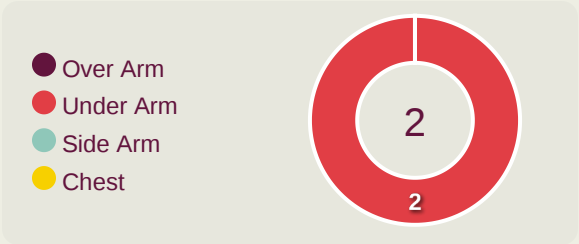

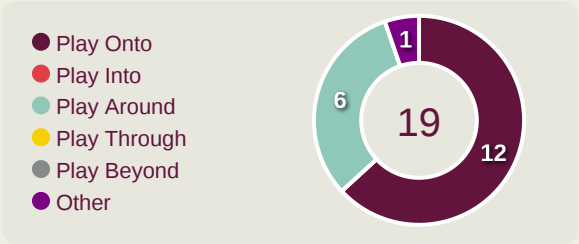
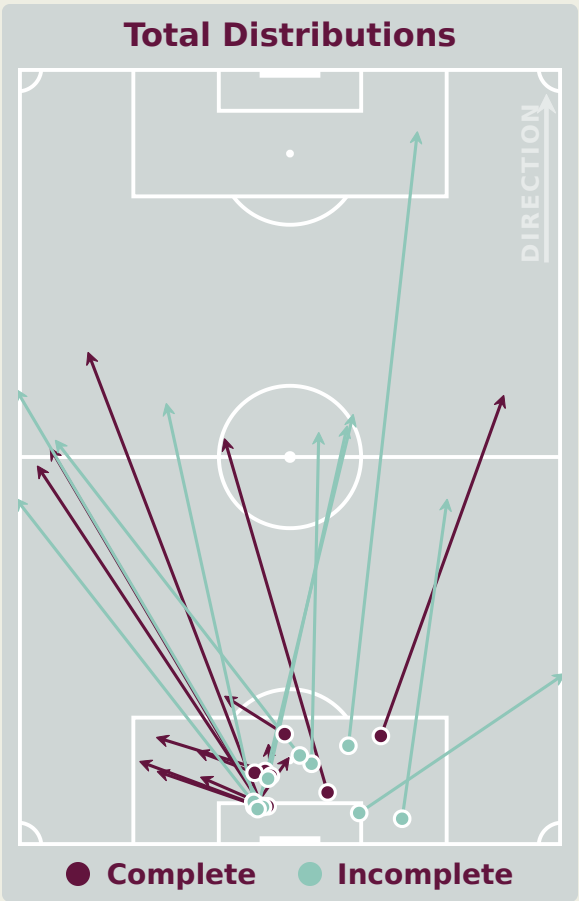
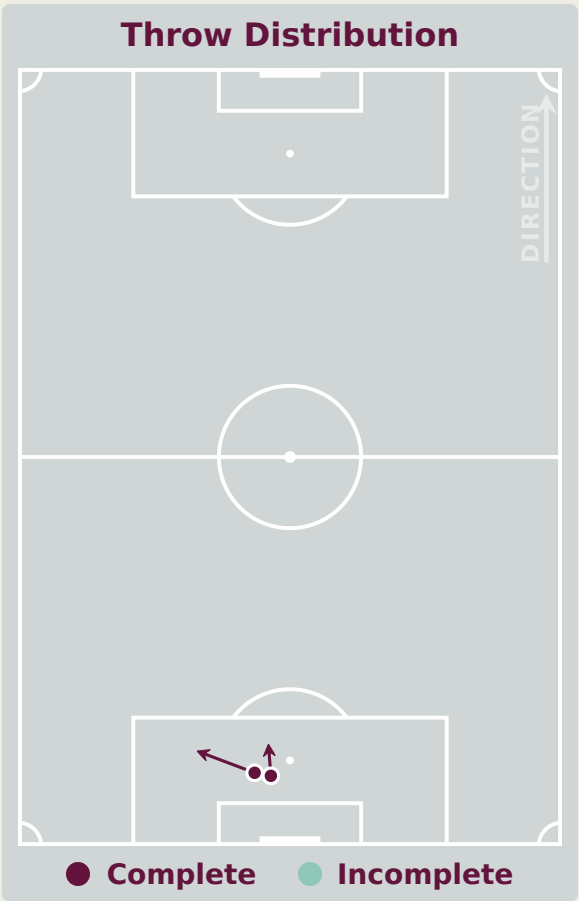
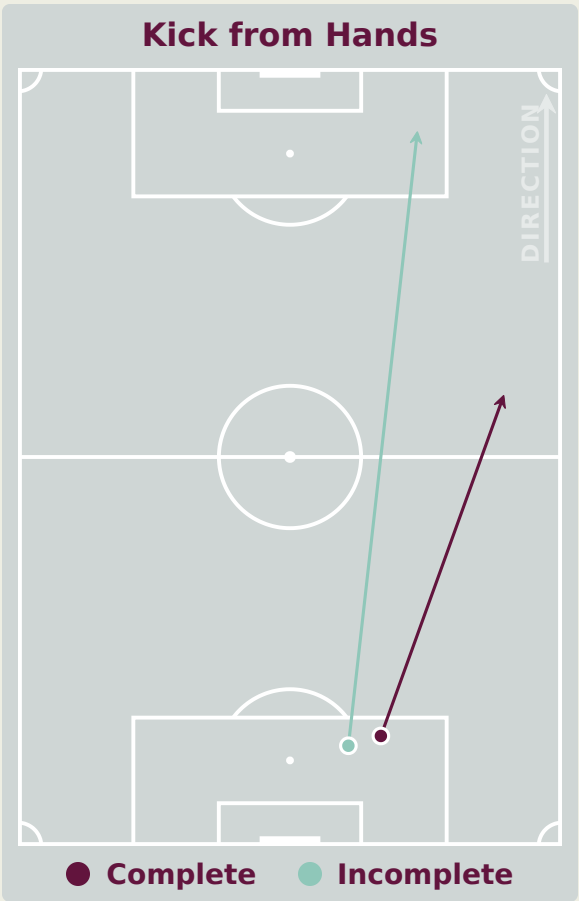
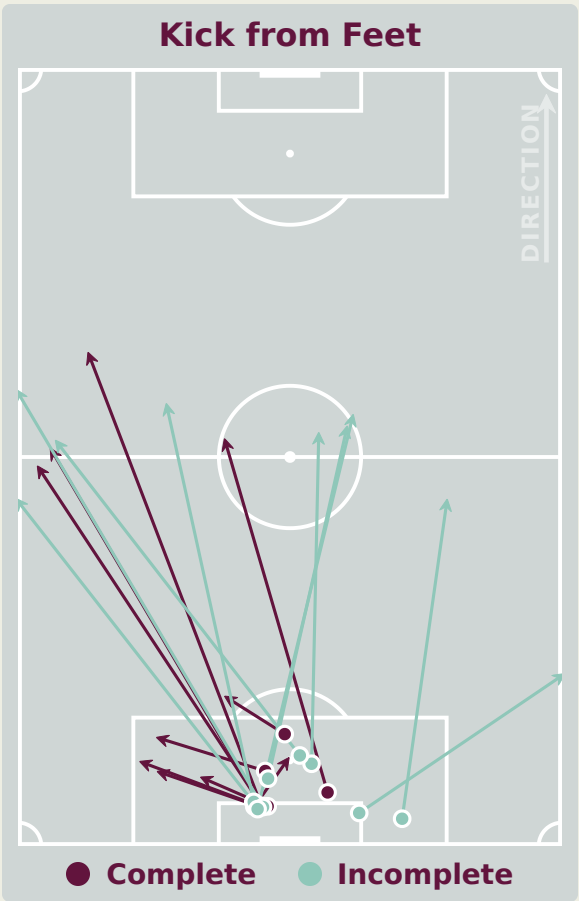
**35**  
Total Involvements

# Goalkeeping Distribution

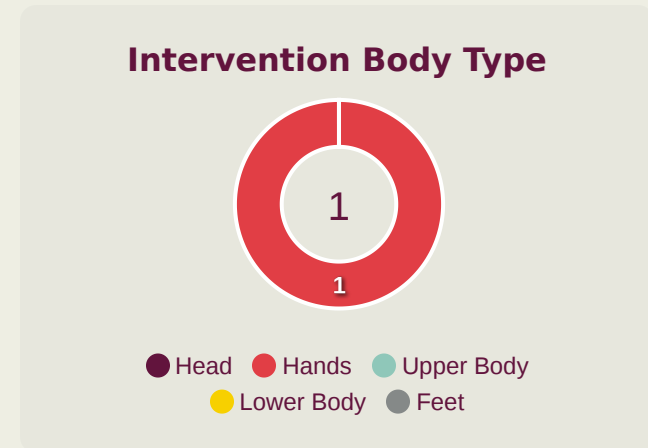
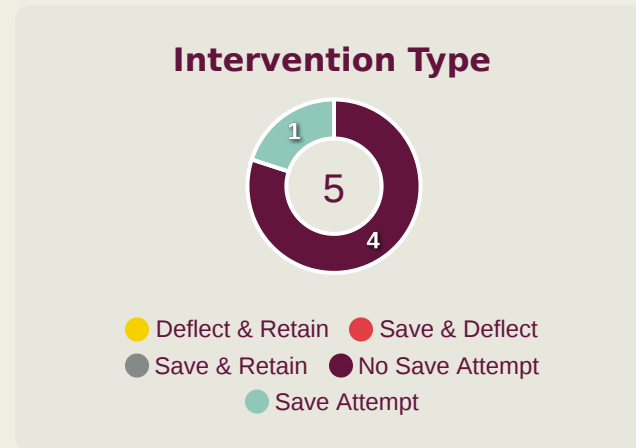
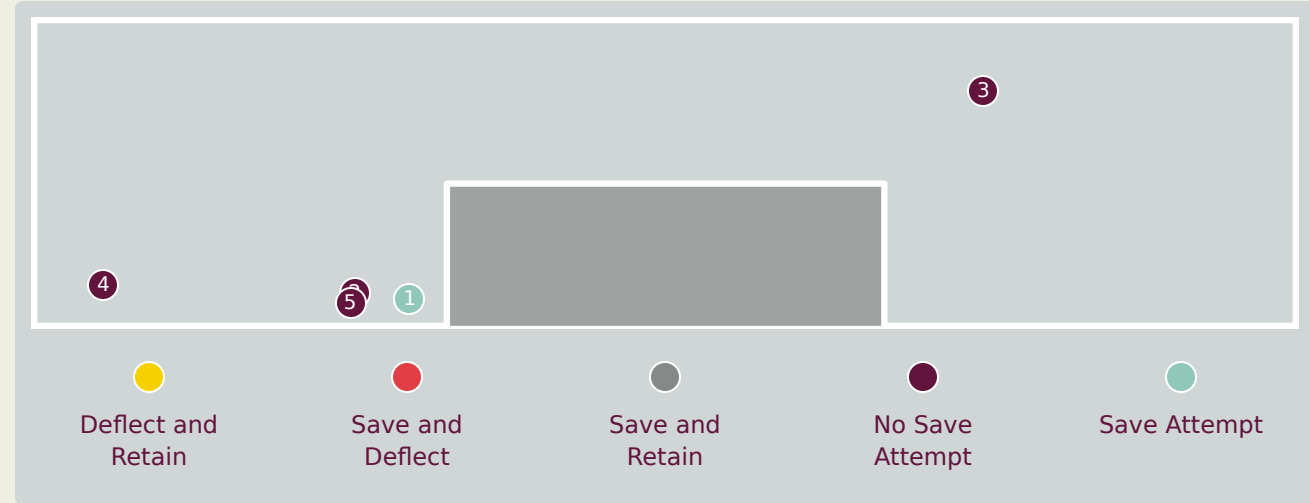
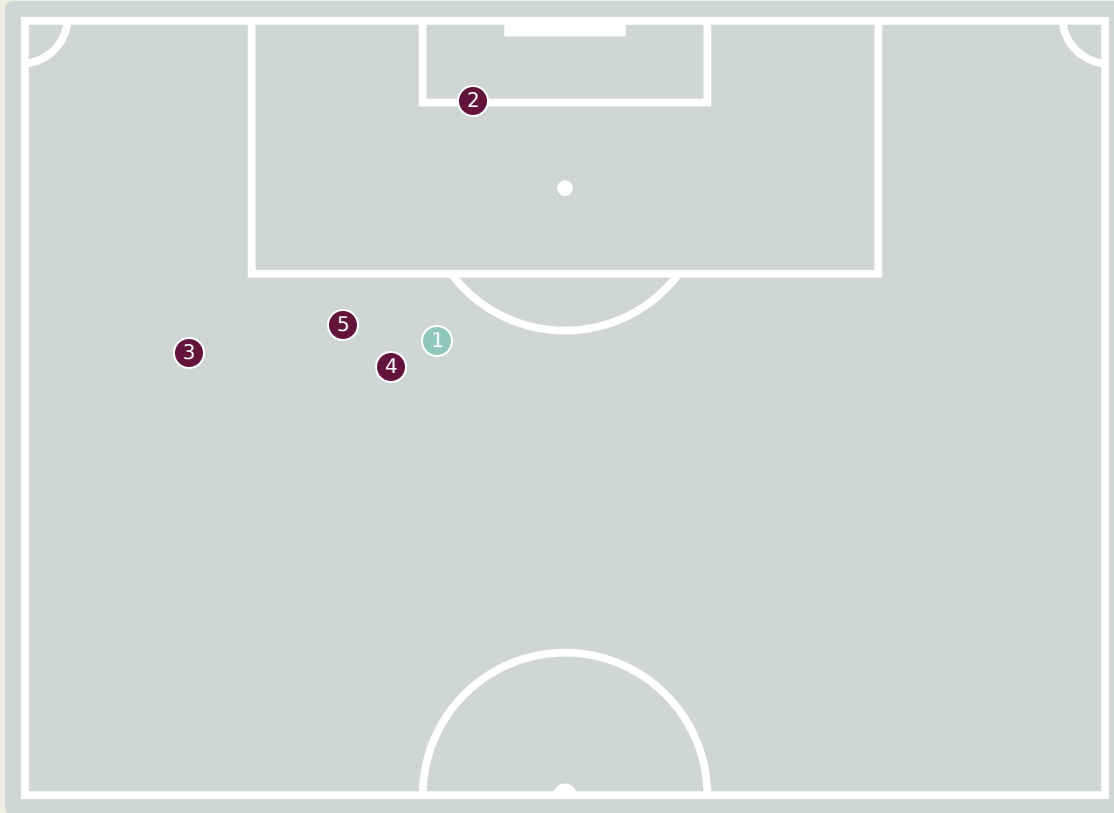




# Goalkeeping Distribution

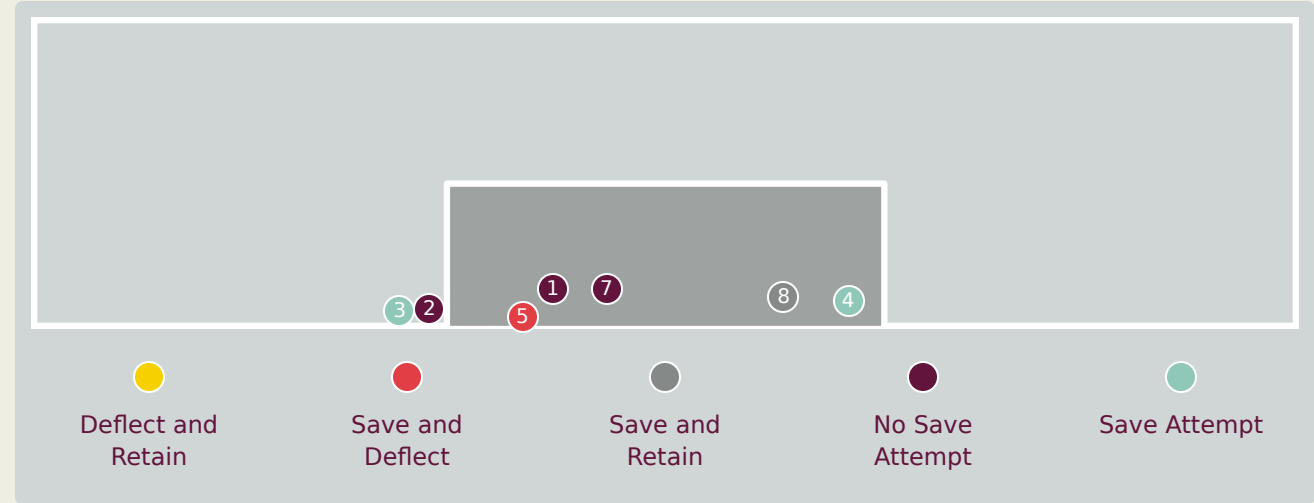
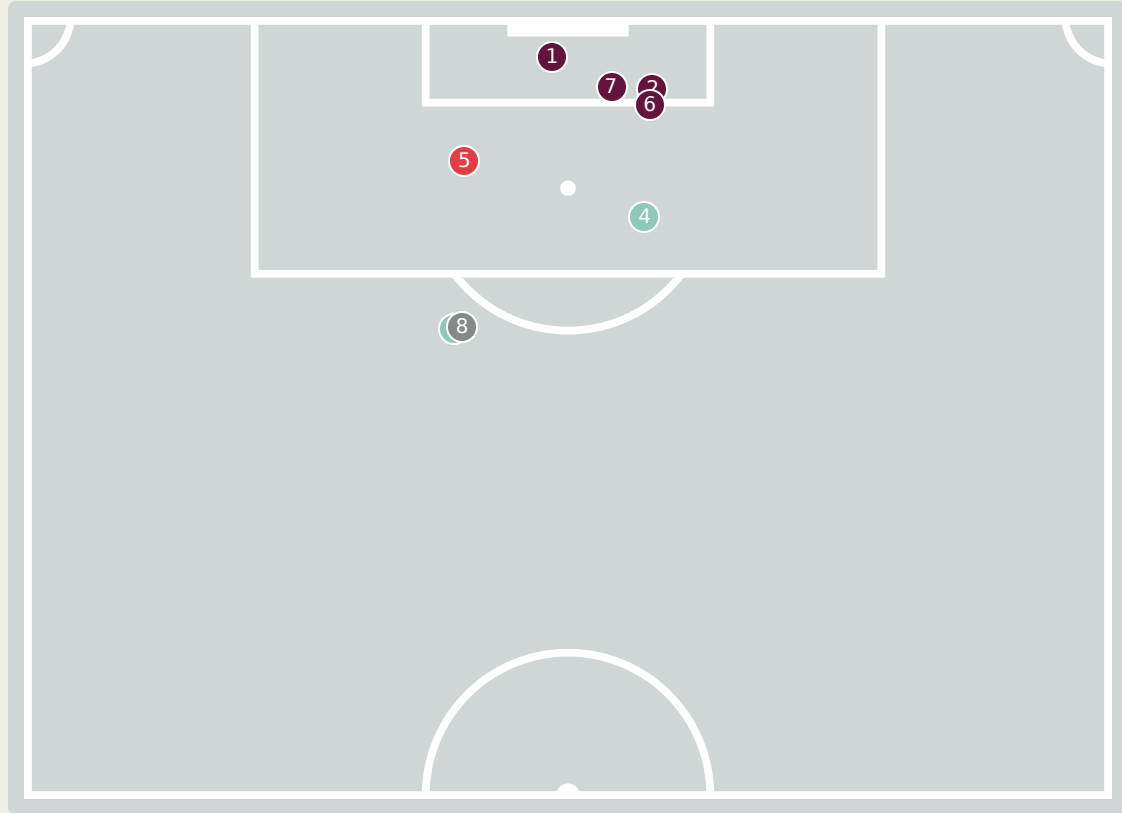







# Goal Prevention



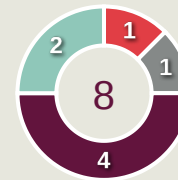
Total Attempts on Goal Faced	Total Goal Interventions	Save & Retain	Deflect & Retain	Save & Deflect	Save Attempt	No Save Attempt
5	0	0	0	0	1	4






# Goal Prevention



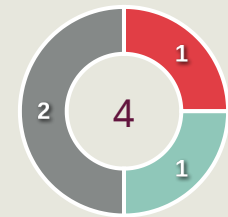
-  Deflect and Retain
-  Save and Deflect
-  Save and Retain
-  No Save Attempt
-  Save Attempt





## Intervention Type



-  Deflect & Retain
-  Save & Deflect
-  Save & Retain
-  No Save Attempt
-  Save Attempt

## Intervention Body Type



-  Head
-  Hands
-  Upper Body
-  Lower Body
-  Feet



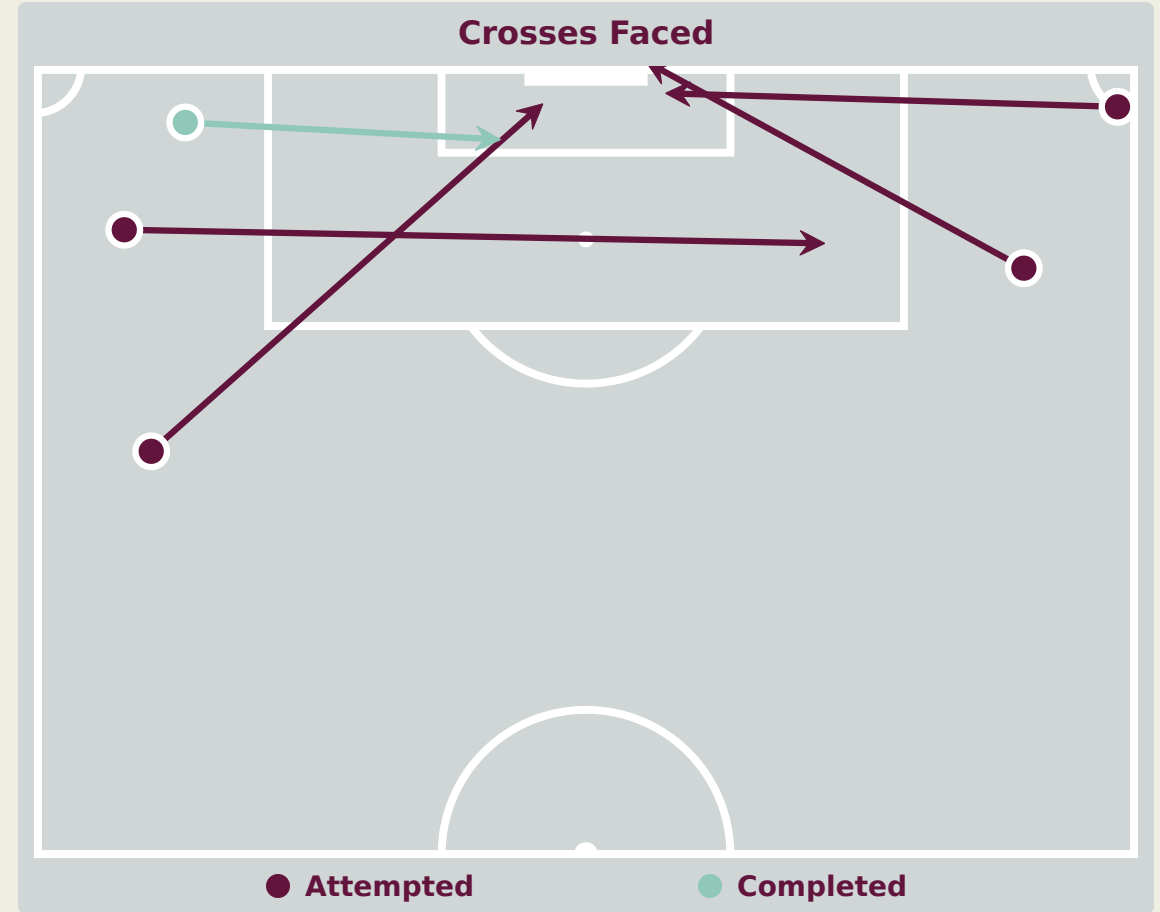
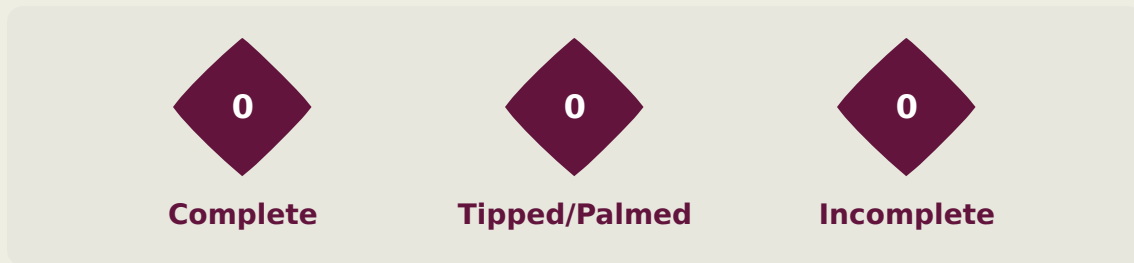
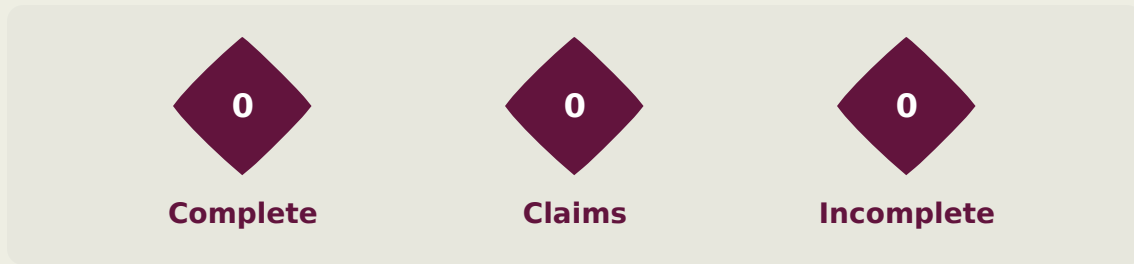
Total Attempts on Goal Faced



Save %

Total Attempts on Goal Faced	Total Goal Interventions	Save & Retain	Deflect & Retain	Save & Deflect	Save Attempt	No Save Attempt
8	2	1	0	1	2	4

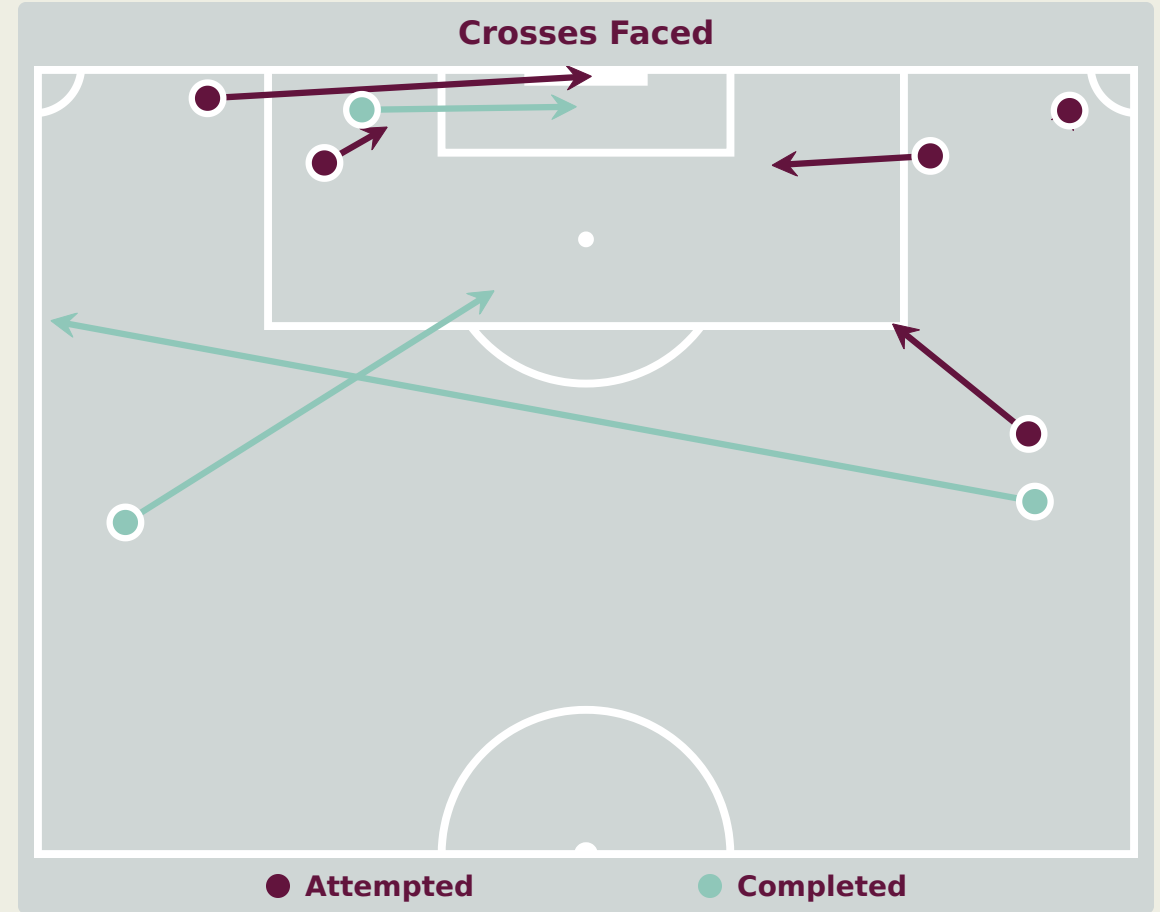
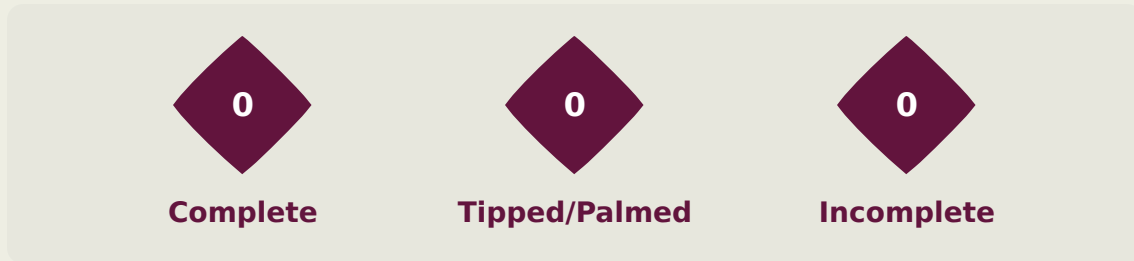
# Aerial Control



**Delivery Types Faced**

Total	In Swing	Out Swing	Driven	Lofted	Cutback	Push
7	2	0	1	3	0	1

# Aerial Control



**Delivery Types Faced**

Total	In Swing	Out Swing	Driven	Lofted	Cutback	Push
16	7	5	0	2	0	2

# SET PLAYS



Germany v Venezuela



# Set Plays - Corners

## Germany

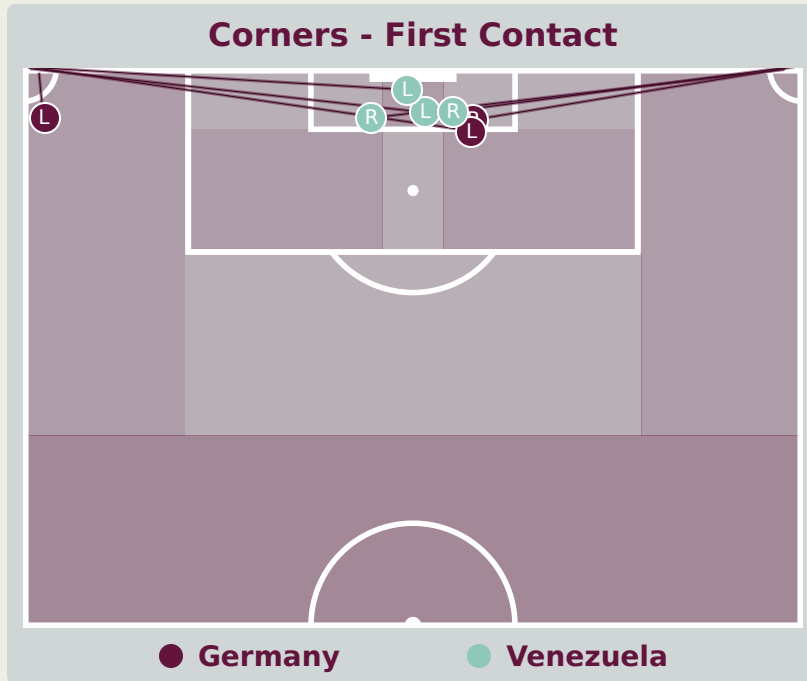
**37**  
Total Set Plays

**11**  
Total Free Kicks

**0**  
Total Penalties

**7**  
Total Corners

**19**  
Total Throw Ins



Delivery Type	From Left Side	From Right Side	Total
Direct to Area	3	3	6
Short	1	0	1
Edge of Penalty Area	0	0	0

Delivery Style	Total
Inswing	6
Outswing	0
Driven	0

Free Kicks	
Type	Total
Direct	10
Direct (on target)	0
Direct (off target)	0
Indirect	1

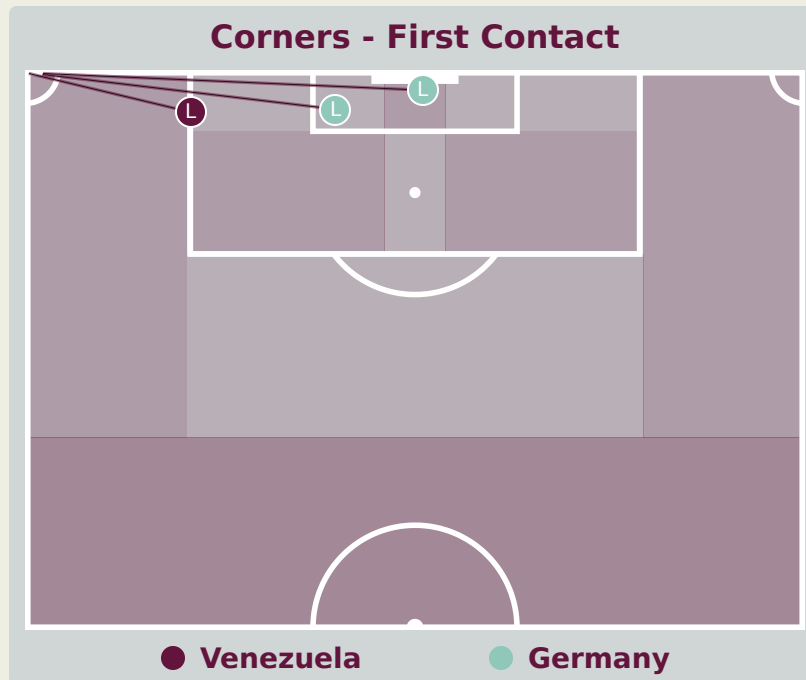
**First Contacts on Germany Crosses**

**3** By Germany

**4** By Venezuela

Top 5 Player First Contacts		
Player	Team	Total
DAL Maxim	Germany	1
DARVICH Noah	Germany	1
ODOGU David	Germany	1
SANCHEZ Jorge	Venezuela	1
RAAP Yiandro	Venezuela	1

# Set Plays - Corners



Delivery Type	From Left Side	From Right Side	Total
Direct to Area	2	0	2
Short	1	0	1
Edge of Penalty Area	0	0	0

Delivery Style	Total
Inswing	2
Outswing	0
Driven	0

Free Kicks	
Type	Total
Direct	9
Direct (on target)	0
Direct (off target)	0
Indirect	2

## First Contacts on Venezuela Crosses



Top 5 Player First Contacts		
Player	Team	Total
HIDALGO Rai	Venezuela	1
SCHMITT Max	Germany	1
RUEGER Kurt	Germany	1



# INDIVIDUAL DATA IN POSSESSION



Germany v Venezuela



## In Possession - Distributions



#	Player	Passes Attempted	Passes Completed	Pass Completion %	Switches of Play	Crosses Attempted	Crosses Completed	Line Breaks Attempted	Line Breaks Completed	Line Break Completion %	Ball Progressions	Take Ons	Step Ins	Attempts at Goal	Goals
1	SCHMITT Max	105	100	95%	0	0	0	20	17	85%	0	0	0	0	0
3	KABAR Almugera	16	16	100%	0	0	0	3	3	100%	0	0	0	0	0
5	DAL Maxim	74	69	93%	0	0	0	16	12	75%	0	0	0	1	0
6	HARCHAOUI Fayssal	26	23	88%	0	0	0	11	10	90%	1	0	1	0	0
7	BRUNNER Paris	15	9	60%	0	0	0	4	1	25%	5	3	2	1	0
10	DARVICH Noah	10	6	60%	0	6	3	7	5	71%	2	2	0	0	0
14	ODOGU David	68	63	93%	0	0	0	13	10	76%	5	0	5	1	0
15	VON DER HITZ Justin	27	25	93%	0	1	0	4	3	75%	0	0	0	0	0
16	OSAWA Winners	18	15	83%	0	0	0	6	5	83%	0	0	0	1	0
17	DA SILVA MOREIRA Eric	26	21	81%	0	6	2	7	5	71%	4	1	3	1	1
20	RAMSAK Robert	8	8	100%	0	1	0	1	1	100%	0	0	0	3	2
2	RUEGER Kurt	25	21	84%	0	1	0	3	3	100%	1	0	1	0	0
8	HERWERTH Maximilian	39	36	92%	0	0	0	13	10	76%	0	0	0	0	0
11	HERRMANN Charles	3	3	100%	0	1	0	0	0	0%	0	0	0	0	0
13	HENNIG Maximilian	9	7	78%	0	0	0	1	0	0%	0	0	0	0	0
18	YALCINKAYA Bilal	8	7	88%	0	0	0	2	1	50%	1	1	0	0	0

# In Possession - Offers & Receptions



Player			Offer movement types					Receptions	
#	Player	Total Offers	In Front	In Between	Out to In	In to Out	In Behind	No Movement	Offers Received
1	SCHMITT Max	8	0	0	0	0	0	8	6
3	KABAR Almugera	4	1	0	0	0	2	1	1
5	DAL Maxim	20	5	2	0	0	2	11	13
6	HARCHAOUI Fayssal	27	12	3	0	0	1	11	8
7	BRUNNER Paris	33	2	7	1	2	17	4	8
10	DARVICH Noah	28	5	14	0	1	3	5	9
14	ODOGU David	31	4	1	0	0	0	26	17
15	VON DER HITZ Justin	3	1	0	0	0	2	0	1
16	OSAWA Winners	6	3	1	0	0	1	1	1
17	DA SILVA MOREIRA Eric	29	6	1	3	0	13	6	7
20	RAMSAK Robert	41	5	10	0	3	22	1	7
2	RUEGER Kurt	34	11	12	2	3	5	1	11
8	HERWERTH Maximilian	1	0	0	0	0	0	1	1
11	HERRMANN Charles	9	2	0	0	1	4	2	1
13	HENNIG Maximilian	2	0	0	0	0	1	1	1
18	YALCINKAYA Bilal	27	5	14	0	3	3	2	5

# In Possession - Distributions



#	Player	Passes Attempted	Passes Completed	Pass Completion %	Switches of Play	Crosses Attempted	Crosses Completed	Line Breaks Attempted	Line Breaks Completed	Line Break Completion %	Ball Progressions	Take Ons	Step Ins	Attempts at Goal	Goals
1	SANCHEZ Jorge	23	13	57%	0	0	0	12	5	41%	0	0	0	0	0
4	RAAP Yiandro	27	23	85%	0	0	0	9	5	55%	0	0	0	0	0
6	HIDALGO Rai	13	9	69%	0	0	0	9	5	55%	1	1	0	0	0
7	ROMERO Leenhan	2	1	50%	0	1	1	0	0	0%	0	0	0	0	0
11	ARANGO Juan	10	3	30%	0	1	1	4	1	25%	1	1	0	0	0
14	VEGAS Miguel	39	35	90%	0	0	0	10	8	80%	0	0	0	0	0
15	BORGO Angel	28	24	86%	0	0	0	8	4	50%	0	0	0	0	0
18	CICHERO Alejandro	5	4	80%	0	0	0	1	0	0%	0	0	0	1	0
19	COLINA Junior	6	5	83%	0	2	0	2	1	50%	2	1	1	2	0
20	BALBO Luis	22	15	68%	0	1	0	10	7	70%	1	1	0	0	0
21	PROFETA Nicola	39	29	74%	0	0	0	13	9	69%	2	1	1	1	0
2	IBARRA Pablo	5	4	80%	0	0	0	3	2	66%	0	0	0	0	0
3	SILVA Santiago	16	13	81%	0	0	0	6	5	83%	0	0	0	0	0
9	REINOSO Lucciano	12	9	75%	0	0	0	1	1	100%	0	0	0	1	0
16	HUICE Frangel	7	5	71%	0	2	0	3	2	66%	0	0	0	0	0
17	GONZALEZ Maiken	2	2	100%	0	0	0	0	0	0%	2	0	2	0	0



# In Possession - Offers & Receptions

			Offer movement types						
#	Player	Total Offers	In Front	In Between	Out to In	In to Out	In Behind	No Movement	Offers Received
1	SANCHEZ Jorge	7	0	0	0	0	0	7	4
4	RAAP Yiandro	2	0	0	0	0	0	2	2
6	HIDALGO Rai	4	1	0	0	0	0	3	0
7	ROMERO Leenhan	17	0	11	0	1	4	1	3
11	ARANGO Juan	6	0	0	1	0	5	0	2
14	VEGAS Miguel	32	8	9	0	1	0	14	10
15	BORGO Angel	0	0	0	0	0	0	0	0
18	CICHERO Alejandro	0	0	0	0	0	0	0	0
19	COLINA Junior	20	1	0	3	2	13	1	6
20	BALBO Luis	12	0	0	1	2	3	6	3
21	PROFETA Nicola	19	4	3	0	3	6	3	9
2	IBARRA Pablo	0	0	0	0	0	0	0	0
3	SILVA Santiago	1	0	0	0	0	1	0	0
9	REINOSO Lucciano	2	0	0	0	0	2	0	1
16	HUICE Frangel	8	2	5	0	1	0	0	3
17	GONZALEZ Maiken	3	0	0	0	0	2	1	0

# INDIVIDUAL DATA OUT OF POSSESSION



Germany v Venezuela



# Out of Possession



#	Player	Tackles Made / Won	Blocks	Interceptions	Pressing Direct	Pressing Indirect	Duels Won - Aerial	Duels Won - Physical	Possession Contests won	Clearances	Loose Ball Receptions	Pushing On	Pushing On into Pressing	Possession Regains	Possession Interrupted
1	SCHMITT Max	0 / 0	0	0	0	0	0	0	0	0	4	0	0	5	0
3	KABAR Almugera	4 / 0	0	0	3	1	0	1	1	1	3	2	1	2	1
5	DAL Maxim	2 / 0	0	0	1	0	2	0	2	5	3	3	0	1	6
6	HARCHAOUI Fayssal	2 / 0	0	0	5	8	1	0	1	0	4	9	5	1	1
7	BRUNNER Paris	2 / 0	1	0	1	10	1	0	1	0	3	6	3	1	0
10	DARVICH Noah	1 / 0	0	0	2	15	0	0	0	0	4	24	9	0	0
14	ODOGU David	1 / 0	3	0	6	1	2	0	2	5	6	9	2	4	1
15	VON DER HITZ Justin	3 / 0	1	2	0	2	2	0	4	3	8	10	2	5	2
16	OSAWA Winners	5 / 0	0	1	4	0	2	0	2	0	2	5	1	1	4
17	DA SILVA MOREIRA Eric	5 / 0	0	2	6	14	1	0	1	2	5	21	12	1	2
20	RAMSAK Robert	2 / 0	0	0	4	20	1	0	1	0	3	20	11	1	1
2	RUEGER Kurt	2 / 0	0	0	1	2	2	0	2	3	2	6	1	3	2
8	HERWERTH Maximilian	0 / 0	2	0	0	0	0	0	1	2	2	2	0	2	1
11	HERRMANN Charles	0 / 0	2	0	1	3	1	1	2	0	1	5	3	0	1
13	HENNIG Maximilian	1 / 0	1	0	4	0	0	0	0	1	2	2	1	0	2
18	YALCINKAYA Bilal	2 / 0	1	0	2	10	0	0	0	0	3	12	4	0	1

Venezuela



# Out of Possession

#	Player	Tackles Made / Won	Blocks	Interceptions	Pressing Direct	Pressing Indirect	Duels Won - Aerial	Duels Won - Physical	Possession Contests won	Clearances	Loose Ball Receptions	Pushing On	Pushing On into Pressing	Possession Regains	Possession Interrupted
1	SANCHEZ Jorge	0 / 0	0	0	0	0	0	0	0	0	1	0	0	4	0
4	RAAP Yiandro	3 / 0	4	2	5	5	1	0	3	4	8	8	3	5	3
6	HIDALGO Rai	10 / 0	1	0	9	8	0	0	0	4	3	14	6	4	5
7	ROMERO Leenhan	2 / 0	0	0	5	30	0	0	0	0	2	14	9	0	0
11	ARANGO Juan	3 / 0	0	0	2	2	0	0	0	0	4	1	0	2	0
14	VEGAS Miguel	4 / 0	1	0	12	18	2	1	4	1	8	48	10	4	2
15	BORGO Angel	2 / 0	4	0	2	5	1	0	1	4	1	4	2	5	3
18	CICHERO Alejandro	1 / 0	2	0	7	0	2	0	2	0	2	2	2	0	3
19	COLINA Junior	3 / 0	1	0	7	6	1	1	2	1	3	6	4	0	1
20	BALBO Luis	5 / 0	3	0	5	3	0	0	0	2	4	12	4	5	2
21	PROFETA Nicola	3 / 0	0	0	8	21	2	0	3	4	7	17	13	1	2
2	IBARRA Pablo	0 / 0	1	1	1	2	0	0	0	1	3	5	1	0	1
3	SILVA Santiago	0 / 0	0	0	1	0	0	0	0	0	2	1	0	0	0
9	REINOSO Lucciano	2 / 0	2	0	5	7	2	0	3	1	1	3	3	1	0
16	HUICE Frangel	0 / 0	0	0	4	24	0	0	0	0	3	29	11	0	0
17	GONZALEZ Maiken	3 / 0	0	0	5	1	0	0	1	0	3	0	0	1	0



# INDIVIDUAL DATA PHYSICAL



Germany v Venezuela



## Physical Data

Germany



#	Player	Total Distance (m)	Zone 1: 0-7 km/h (m)	Zone 2: 7-15 km/h (m)	Zone 3: 15-20 km/h (m)	Zone 4: 20-25 km/h (m)	Zone 5: 25+ km/h (m)	High Speed Runs (Zone 4)	Sprints (Zone 5)	Top Speed (km/h)
1	SCHMITT Max	5393.0	4121.3	1230.7	41.0	0	0	6.0	0	21.1
3	KABAR Almugera	4774.9	2241.3	1846.5	337.1	266.0	83.6	38.0	18.0	31.0
5	DAL Maxim	6934.4	2838.9	3049.1	730.9	262.8	53.4	61.0	16.0	28.5
6	HARCHAOUI Fayssal	4719.0	1826.7	2175.0	517.7	161.4	38.2	44.0	11.0	27.4
7	BRUNNER Paris	8065.2	4347.1	2513.9	642.0	433.1	128.2	72.0	41.0	31.6
10	DARVICH Noah	7117.3	2903.2	3155.1	735.9	299.6	22.8	70.0	22.0	30.0
14	ODOGU David	10082.3	4458.4	4119.6	913.5	335.7	255.1	85.0	28.0	31.3
15	VON DER HITZ Justin	7157.4	3552.9	2391.3	680.0	400.1	133.1	65.0	35.0	31.5
16	OSAWA Winners	9888.6	4950.2	4022.7	624.0	216.6	75.2	54.0	20.0	30.5
17	DA SILVA MOREIRA Eric	9965.8	4767.7	3415.3	1065.3	526.2	190.3	99.0	46.0	32.4
20	RAMSAK Robert	10677.5	4898.9	3948.6	1105.1	583.0	142.0	101.0	49.0	28.6
2	RUEGER Kurt	5880.0	2360.2	2291.4	754.4	295.2	179.3	69.0	24.0	29.7
8	HERWERTH Maximilian	3487.2	1363.2	1398.7	451.3	207.5	66.3	45.0	17.0	28.8
11	HERRMANN Charles	3243.4	1424.2	1070.6	427.2	206.6	114.8	33.0	18.0	32.4
13	HENNIG Maximilian	2140.3	719.4	986.7	277.2	97.0	60.1	26.0	12.0	29.9
18	YALCINKAYA Bilal	5615.9	2252.0	2235.1	802.5	254.4	71.9	74.0	21.0	29.9

## Physical Data

Venezuela



#	Player	Total Distance (m)	Zone 1: 0-7 km/h (m)	Zone 2: 7-15 km/h (m)	Zone 3: 15-20 km/h (m)	Zone 4: 20-25 km/h (m)	Zone 5: 25+ km/h (m)	High Speed Runs (Zone 4)	Sprints (Zone 5)	Top Speed (km/h)
1	SANCHEZ Jorge	4537.6	3828.3	614.4	89.4	5.9	0	13.0	1.0	22.5
4	RAAP Yiandro	8169.8	4196.0	2964.0	638.9	277.8	92.3	57.0	23.0	31.9
6	HIDALGO Rai	6437.6	2772.7	2683.2	606.4	310.9	64.4	55.0	23.0	29.1
7	ROMERO Leenhan	6016.4	1925.3	2641.8	858.5	515.6	75.2	77.0	35.0	29.2
11	ARANGO Juan	6665.1	2877.3	2640.7	754.5	326.6	66.7	73.0	26.0	32.5
14	VEGAS Miguel	10602.8	3449.1	4851.8	1634.9	557.7	109.2	145.0	43.0	30.0
15	BORGO Angel	8383.0	4171.4	3390.1	547.4	243.1	31.9	52.0	23.0	26.8
18	CICHERO Alejandro	5110.7	2187.9	2106.6	381.8	340.4	94.5	41.0	21.0	28.3
19	COLINA Junior	8274.6	4022.3	2883.7	710.8	460.9	196.1	69.0	35.0	32.4
20	BALBO Luis	8690.4	3613.5	4015.0	632.7	351.1	78.2	64.0	29.0	30.9
21	PROFETA Nicola	10409.8	3772.5	5102.9	1074.3	390.4	69.7	98.0	30.0	32.1
2	IBARRA Pablo	2768.9	1196.7	1109.2	311.5	139.8	11.6	27.0	10.0	27.2
3	SILVA Santiago	4083.8	1418.7	1609.0	719.6	294.0	42.5	55.0	18.0	28.6
9	REINOSO Lucciano	5300.9	1964.5	2074.8	652.5	434.1	174.9	57.0	32.0	30.1
16	HUICE Frangel	6565.6	1942.8	3030.0	1050.5	413.0	128.7	84.0	28.0	31.2
17	GONZALEZ Maiken	2055.4	544.3	956.0	313.2	183.6	58.4	28.0	15.0	29.6

