



U-17 WORLD CUP  
**INDONESIA 2023**



**Spain 2 - 1 Japan**

Round of 16 - Match 38

20 November 2023

19:00 Kick Off

Manahan Stadium

**POST MATCH SUMMARY REPORT**

# Match Summary - Teams



## Spain



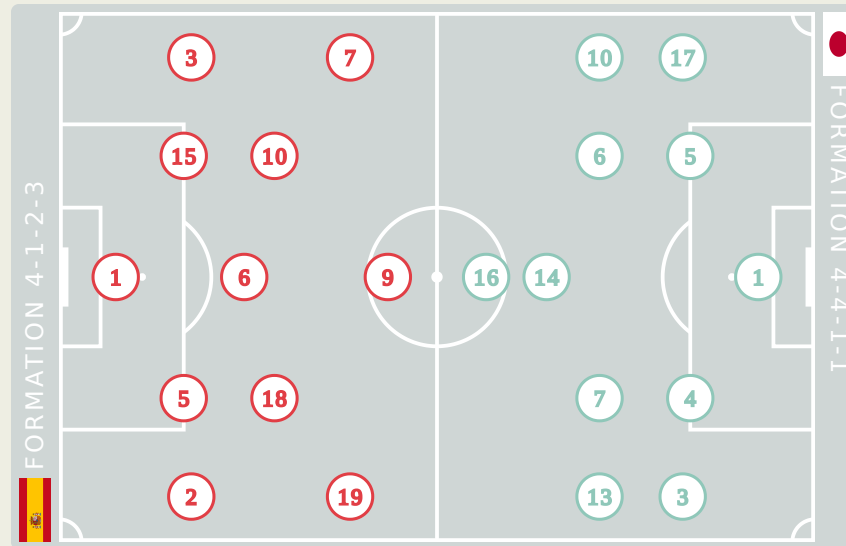
## Japan

### STARTING

1	GK	JIMENEZ Raul	
2	DF	FORT Hector	
3	DF	MUNOZ Dani	↓ 43'
5	MF	CUBARSI Pau	
6	MF	PRIM Pau (C)	
7	MF	LOPEZ Pablo	↓ 61'
9	FW	GUIU Marc	⚽ 74' ↓ 87'
10	FW	HERNANDEZ Juan	⚪ 61' ↓ 86'
15	DF	CUENCA Andres	
18	MF	JUNYENT Quim	⚽ 8'
19	MF	YANEZ Daniel	↓ 45'

### SUBSTITUTES

13	GK	ARBOL Fran	
21	GK	GONZALEZ Marcos	
4	DF	MARTIN Jon	
8	FW	MARTIN Roberto	↑ 86'
11	MF	HUESTAMENDIA Peio	
12	MF	OYONO Igor	↑ 45'
14	DF	MERINO Izan	
16	MF	BERNAL Marc	↑ 87'
17	FW	MESA Oscar	↑ 43'
20	MF	PAULO IAGO	↑ 61'



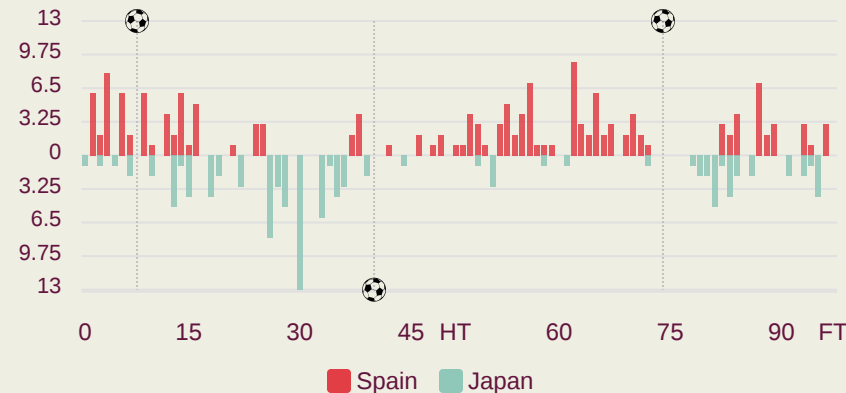
### STARTING

GOTO Wataru	GK	1			
(C) KOSUGI Keita	DF	3			
TSUCHIYA Kaito	DF	4			
HONDA Kotaro	DF	5			
↓ 68'	YAMAMOTO Joi	MF	6		
↓ 78'	NAKAJIMA Yotaro	MF	7		
SATO Ryunosuke	MF	10			
↓ 78'	YOSHINAGA Yumeki	MF	13		
↓ 68'	⚪ 46'	⚽ 40'	NAWATA Gaku	FW	14
↓ 61'	INOUE Alen	FW	16		
⚪ 20'	SHIBATA Shotaro	DF	17		

### SUBSTITUTES

KAMBAYASHI Taisei	GK	12	
PISANO Alexandre	GK	21	
↑ 78'	MATSUMOTO Haruto	DF	2
↑ 68'	YADA Ryunosuke	MF	8
↑ 68'	MICHIWAKI Yutaka	FW	9
↑ 61'	TAKAOKA Rento	FW	11
↑ 78'	TOKUDA Homare	FW	15
NAGANO Shuto	DF	18	
FUSE Katsuma	DF	19	
KAWAMURA Gakuto	MF	20	

### Distribution in the Final Third



# Match Summary - Key Statistics



## Possession

Total	62.3%	7.5%	30.1%	Total
2	Goals			1
13 (4)	Attempts at Goal (On Target)			9 (4)
773 (694)	Total Passes (Complete)			365 (291)
90 %	Pass Completion %			80 %
107	Completed Line Breaks			68
9	Defensive Line Breaks			13
133	Receptions in the Final Third			85
15	Crosses			14
17	Ball Progressions			10
142 (30)	Defensive Pressures Applied (Direct Pressures)			322 (47)
53	Forced Turnovers			57
79	Second Balls			67
117.1 km	Total Distance Covered			118.6 km
6 km	Zone 4 - Low Speed Sprinting: 20-25 km/h			7.3 km



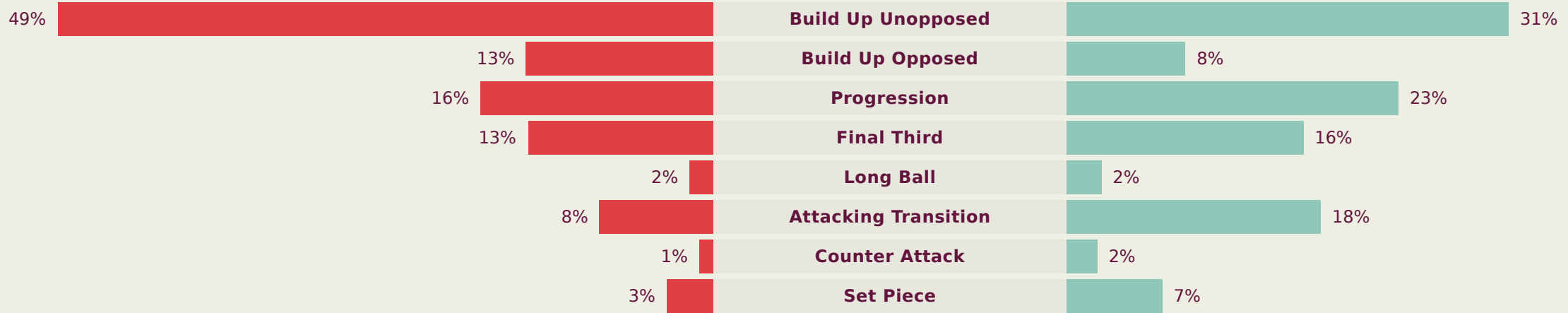
Spain

## Phases of Play

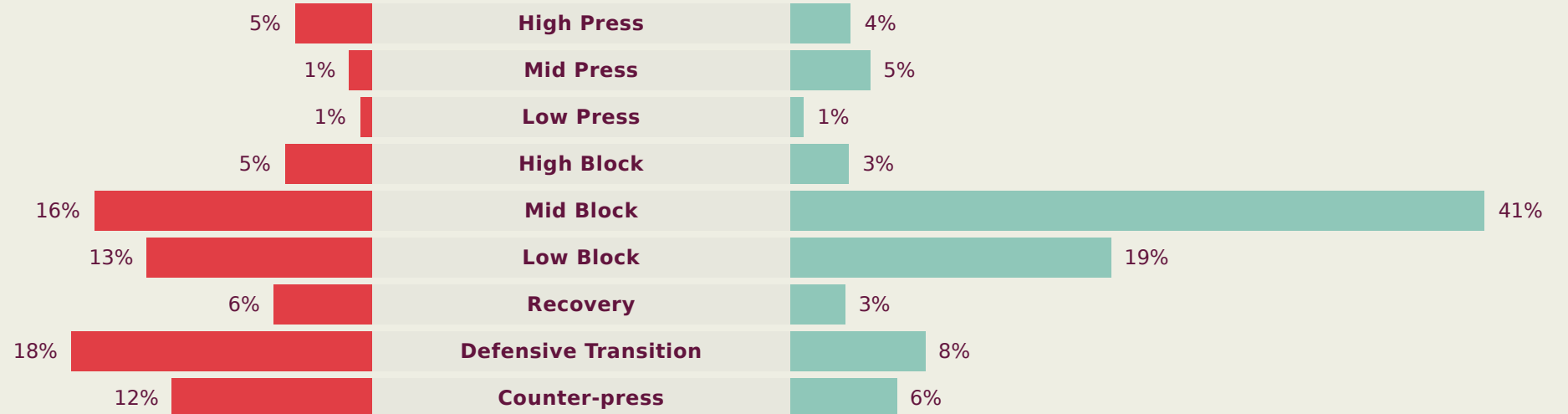
Japan



### IN POSSESSION



### OUT OF POSSESSION



# IN POSSESSION

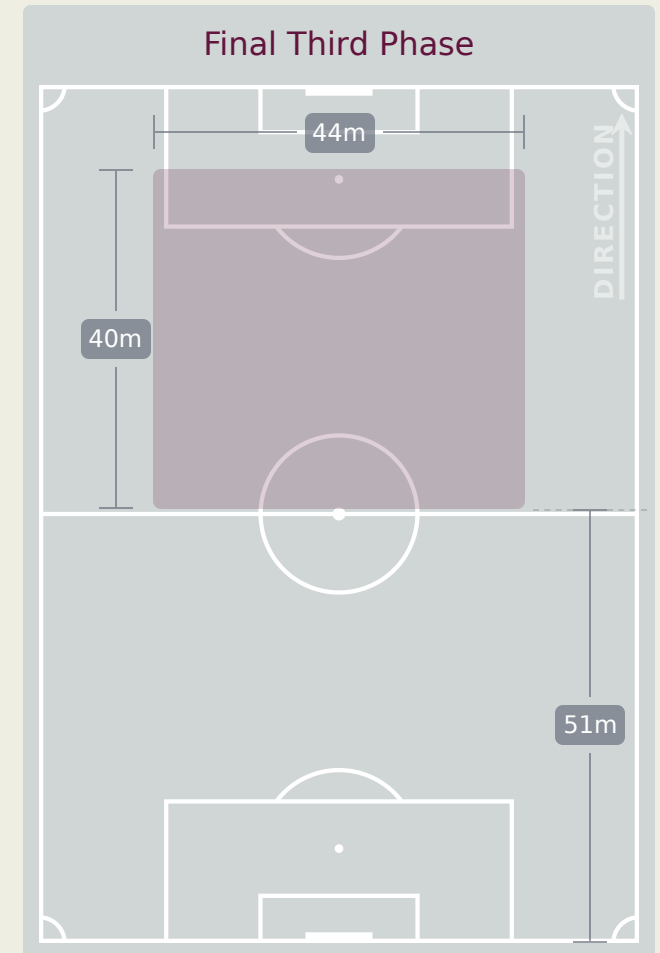
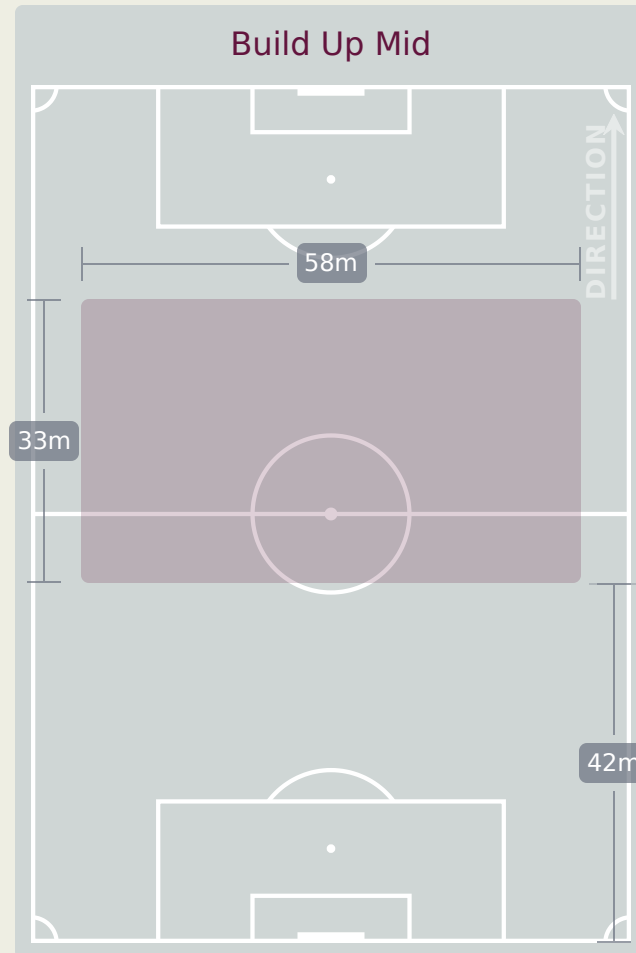
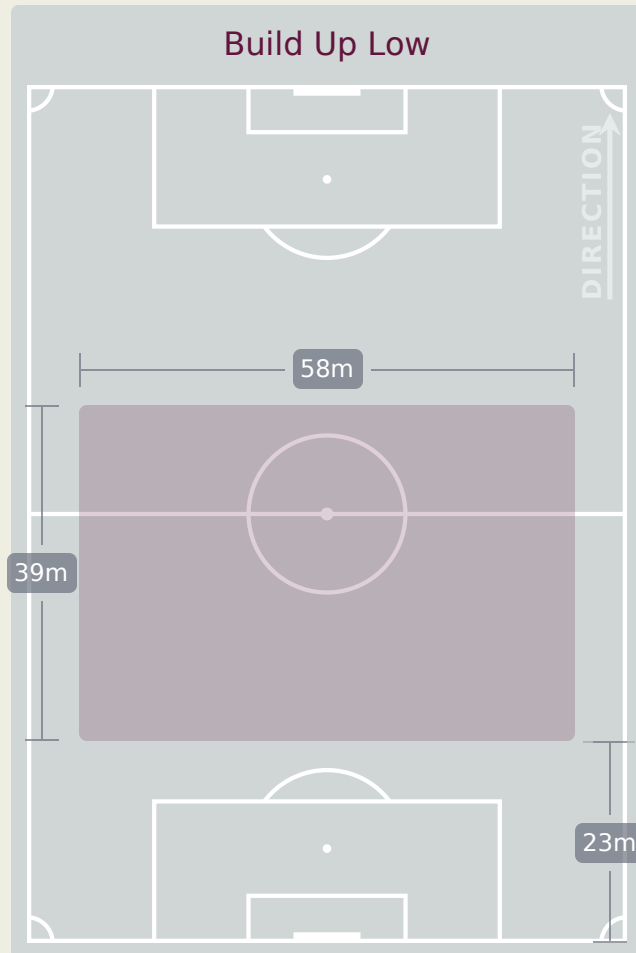


Spain v Japan



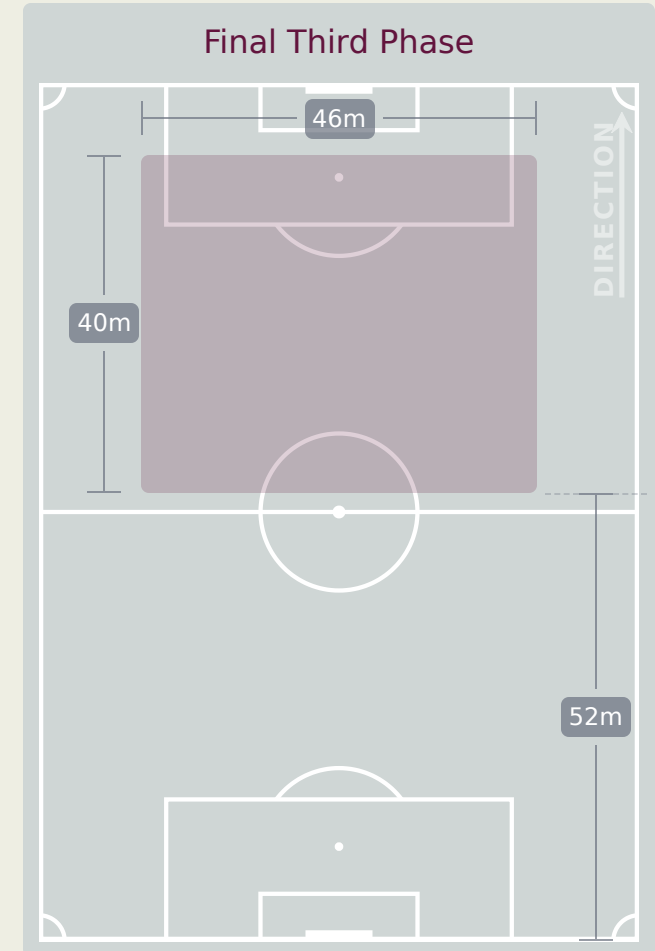
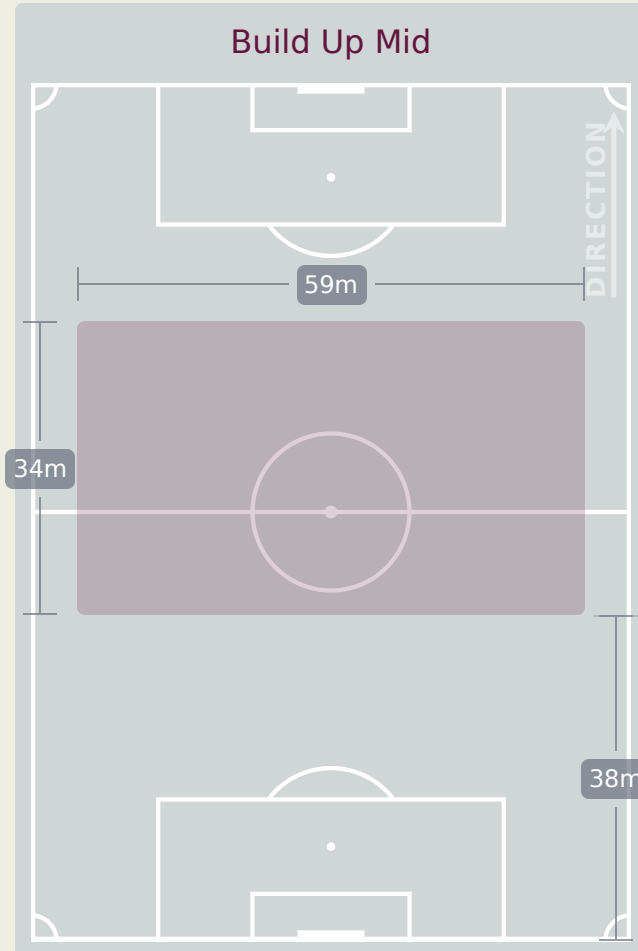
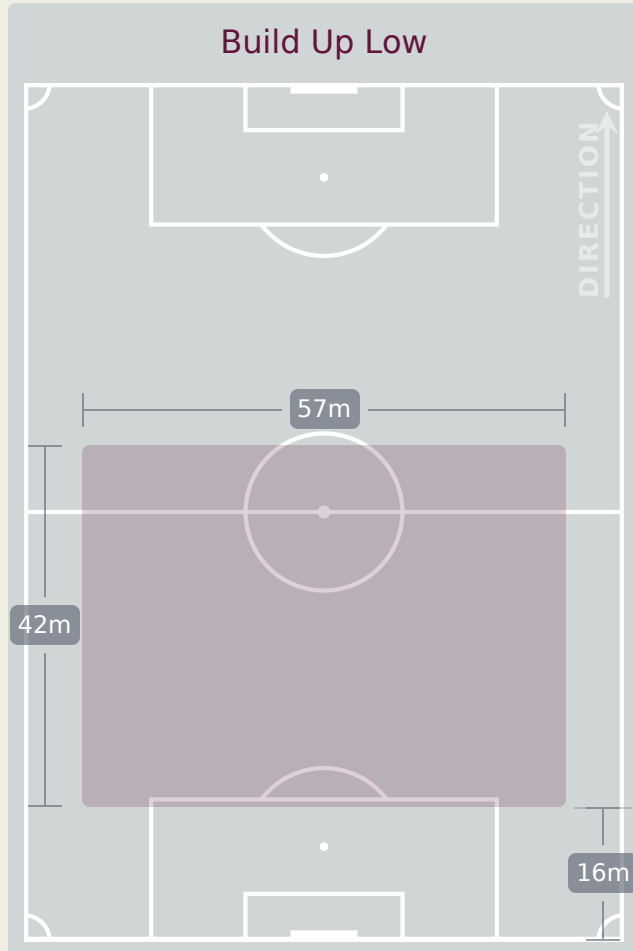
# In Possession Line Height & Team Length

Spain





# In Possession Line Height & Team Length



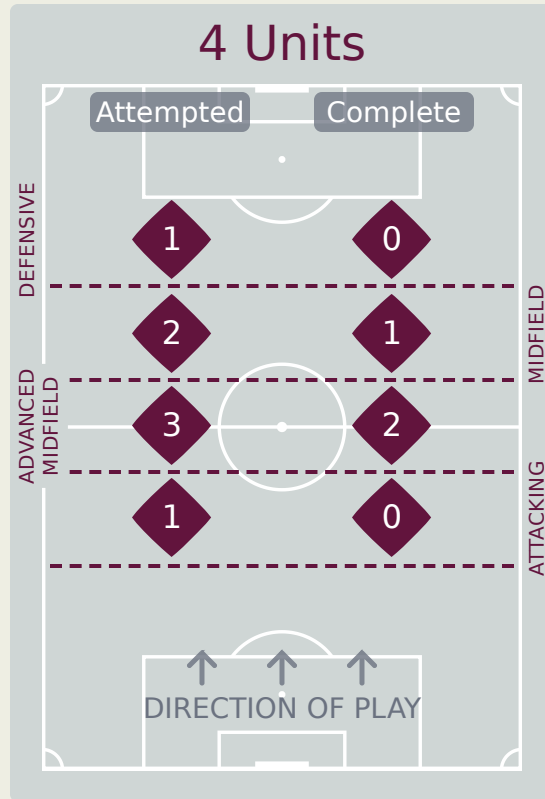
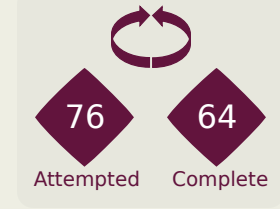
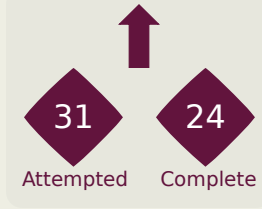
# Line Breaks



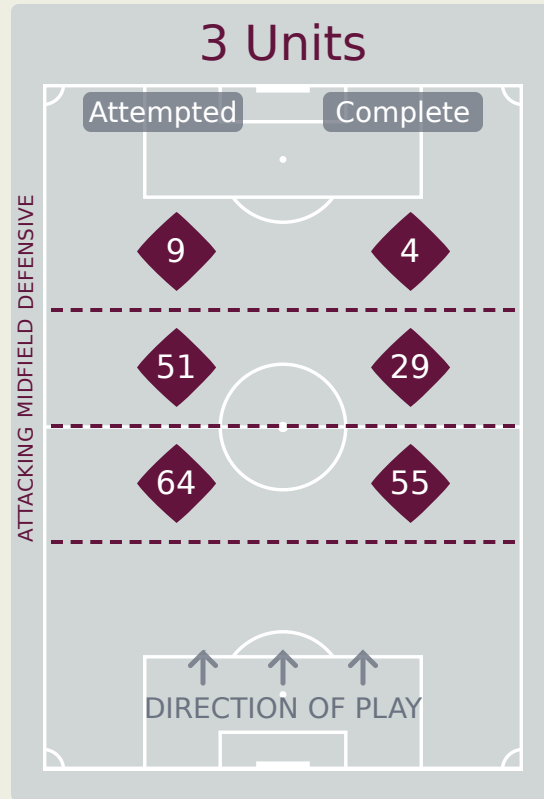
**Spain**

Attempted Line Breaks

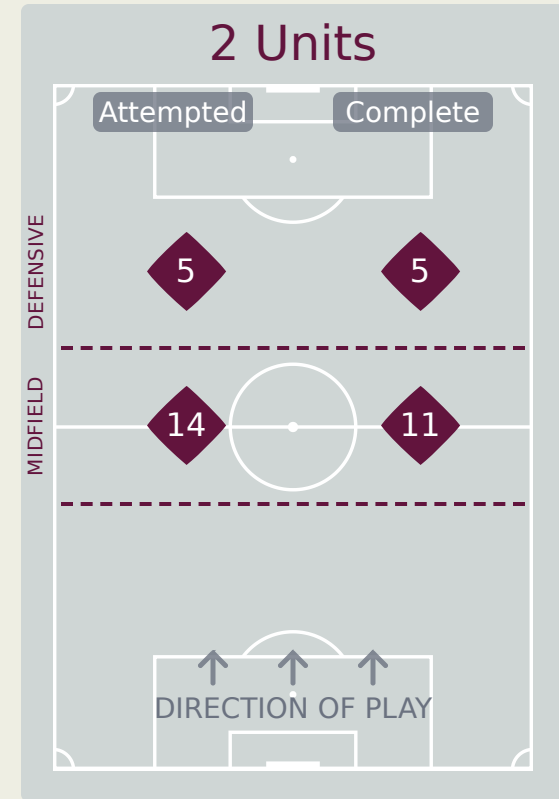
**150**



Attempted Line Breaks	7
Inside Shape	6
Outside Shape	1



Attempted Line Breaks	124
Inside Shape	69
Outside Shape	55



Attempted Line Breaks	19
Inside Shape	10
Outside Shape	9



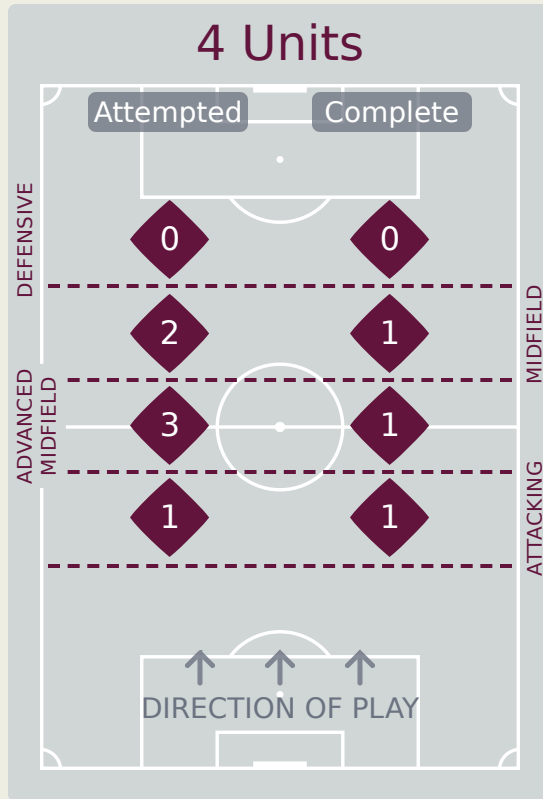
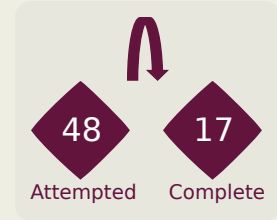
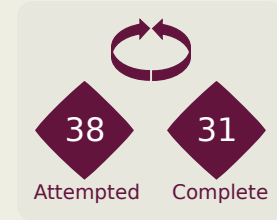
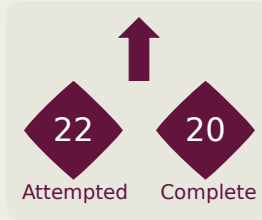
# Line Breaks



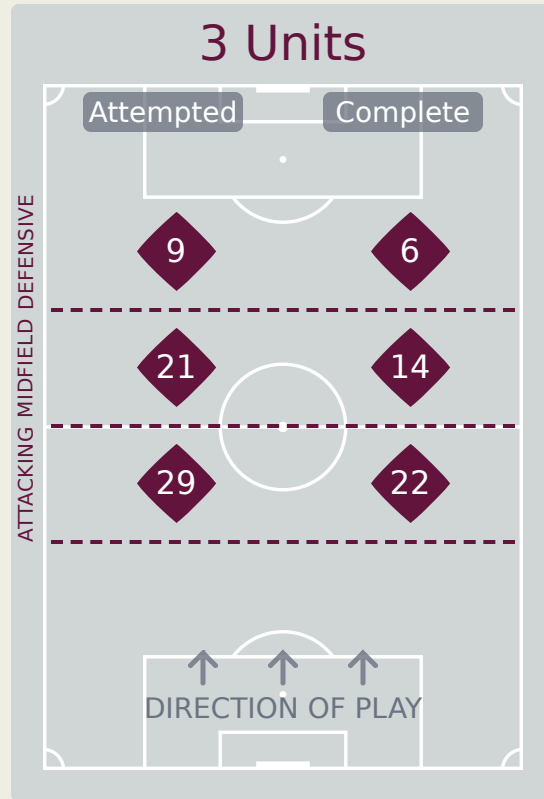
Japan

Attempted Line Breaks

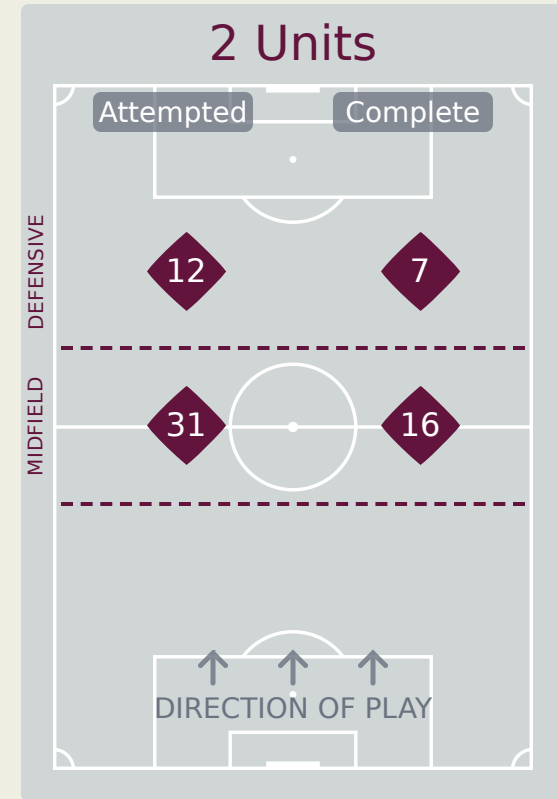
108



Attempted Line Breaks	6
Inside Shape	4
Outside Shape	2



Attempted Line Breaks	59
Inside Shape	30
Outside Shape	29



Attempted Line Breaks	43
Inside Shape	30
Outside Shape	13

Spain



## Line Breaks

					4 Units				3 Units			2 Units		Direction			Distribution Type		
#	Player	Line Breaks Attempted	Line Breaks Completed	Line Break Completion %	Attacking Line	Attacking Midfield Line	Midfield Line	Defensive Line	Attacking Line	Midfield Line	Defensive Line	Midfield Line	Defensive Line	Through	Around	Over	Pass	Cross	Ball Progression
1	JIMENEZ Raul	18	7	38%	0	1	0	0	3	13	1	0	0	2	0	16	18	0	0
2	FORT Hector	16	13	81%	0	0	1	0	5	7	1	2	0	2	9	5	16	0	0
3	MUNOZ Dani	6	3	50%	0	0	0	0	3	1	0	2	0	0	6	0	6	0	0
5	CUBARSI Pau	27	21	77%	0	1	0	0	18	4	0	3	1	5	18	4	26	0	1
6	PRIM Pau	15	10	66%	0	1	0	0	7	2	2	3	0	4	8	3	15	0	0
7	LOPEZ Pablo	4	2	50%	0	0	0	0	1	1	1	0	1	0	2	2	2	1	1
9	GUIU Marc	1	0	0%	0	0	0	0	0	1	0	0	0	1	0	0	1	0	0
10	HERNANDEZ Juan	4	3	75%	0	0	0	1	1	1	0	0	1	3	0	1	4	0	0
15	CUENCA Andres	31	26	83%	0	0	0	0	21	9	0	1	0	4	20	7	31	0	0
18	JUNYENT Quim	11	8	72%	0	0	0	0	1	4	2	3	1	5	4	2	10	0	1
19	YANEZ Daniel	0	0	0%	0	0	0	0	0	0	0	0	0	0	0	0	0	0	0
8	MARTIN Roberto	2	2	100%	0	0	0	0	0	2	0	0	0	1	1	0	1	0	1
12	OYONO Igor	3	2	66%	0	0	0	0	0	1	2	0	0	1	2	0	2	0	1
16	BERNAL Marc	1	1	100%	0	0	1	0	0	0	0	0	0	1	0	0	1	0	0
17	MESA Oscar	9	7	77%	1	0	0	0	4	4	0	0	0	1	5	3	9	0	0
20	PAULO IAGO	2	2	100%	0	0	0	0	0	1	0	0	1	1	1	0	1	0	1





# Passing Networks

#	Passes From ↓ to →	JIMENEZ Raul	FORT Hector	MUNOZ Dani	CUBARSI Pau	PRIM Pau	LOPEZ Pablo	GUIU Marc	HERNANDEZ Juan	CUENCA Andres	JUNYENT Quim	YANEZ Daniel	MARTIN Roberto	OYONO Igor	BERNAL Marc	MESA Oscar	PAULO IAGO
1	JIMENEZ Raul	0	0	1	14	1	0	1	1	14	0	0	0	1	0	2	1
2	FORT Hector	6	0	0	36	8	0	1	4	0	9	7	2	3	0	0	3
3	MUNOZ Dani	3	0	0	2	3	3	0	1	9	3	0	0	0	0	0	0
5	CUBARSI Pau	7	42	0	0	19	0	0	1	80	6	4	0	0	1	1	0
6	PRIM Pau	3	8	4	15	0	0	1	4	10	5	1	0	0	0	2	0
7	LOPEZ Pablo	0	0	3	0	2	0	0	4	1	3	0	0	0	0	1	0
9	GUIU Marc	0	1	0	2	0	1	0	1	0	1	0	0	1	0	0	1
10	HERNANDEZ Juan	0	6	1	2	6	2	2	0	3	5	2	0	0	0	3	0
15	CUENCA Andres	9	1	16	72	6	1	0	7	0	2	1	0	1	1	19	1
18	JUNYENT Quim	1	12	3	10	6	5	2	2	3	0	1	0	1	0	2	3
19	YANEZ Daniel	0	4	0	4	0	1	0	1	2	3	0	0	0	0	0	0
8	MARTIN Roberto	0	3	0	0	0	0	0	0	0	0	0	0	0	1	1	1
12	OYONO Igor	0	3	0	0	0	0	1	0	0	2	0	0	0	1	1	3
16	BERNAL Marc	0	1	0	0	0	0	0	0	0	1	0	0	0	0	0	1
17	MESA Oscar	2	0	0	2	1	4	1	4	12	2	0	0	3	0	0	0
20	PAULO IAGO	0	2	0	0	1	0	0	4	0	1	0	1	4	0	0	0

Top 5 Player to Player Passers		
Player	Passed To	% of Total Team Passes
CUBARSI Pau	CUENCA Andres	11.9%
CUENCA Andres	CUBARSI Pau	10.7%
CUBARSI Pau	FORT Hector	6.2%
FORT Hector	CUBARSI Pau	5.3%

CUBARSI Pau	PRIM Pau	2.8%
-------------	----------	------



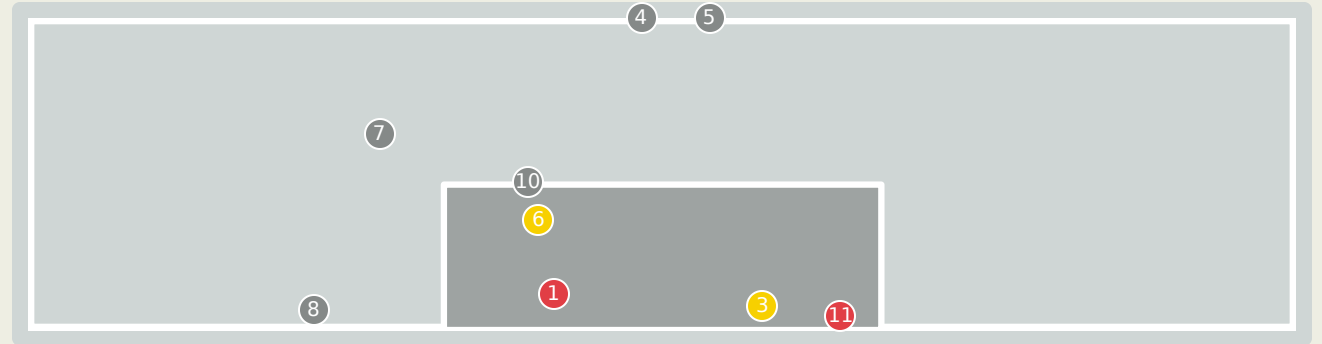
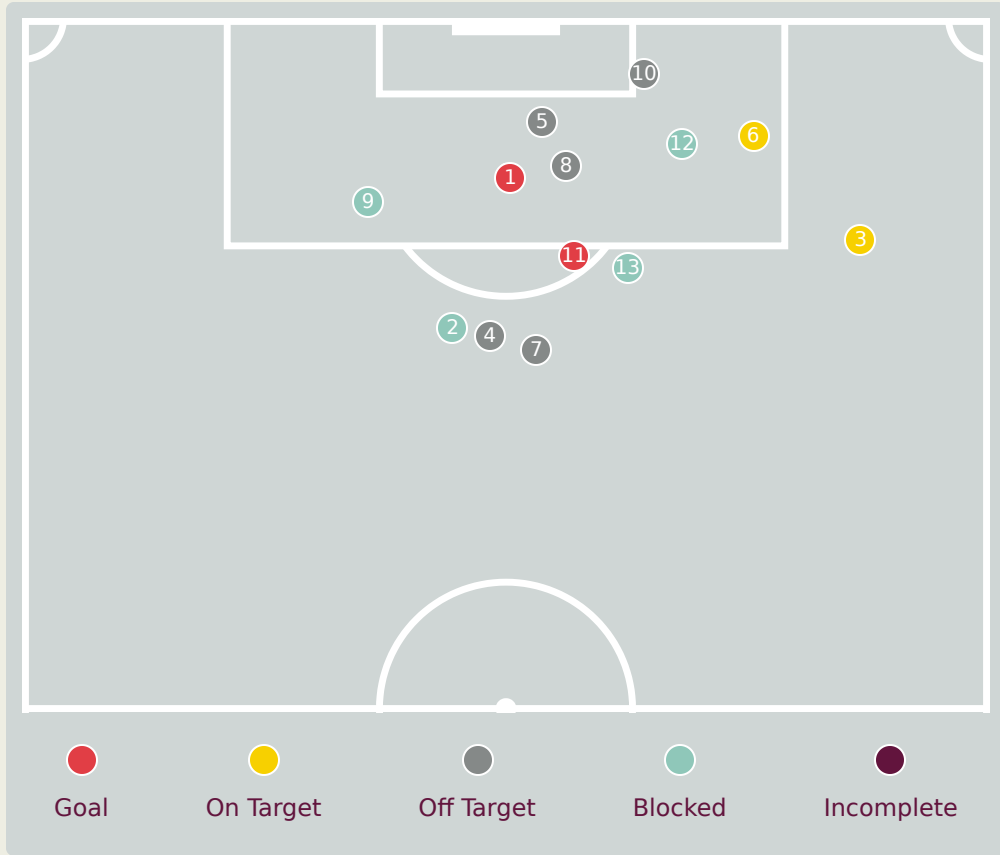
# Passing Networks






#	Passes From ↓ to →	GOTO Wataru	KOSUGI Keita	TSUCHIYA Kaito	HONDA Kotaro	YAMAMOTO Joi	NAKAJIMA Yotaro	SATO Ryunosuke	YOSHINAGA Yumeki	NAWATA Gaku	INOUE Alen	SHIBATA Shotaro	MATSUMOTO Haruto	YADA Ryunosuke	MICHIWAKI Yutaka	TAKAOKA Rento	TOKUDA Homare
1	GOTO Wataru	0	3	4	6	0	0	0	0	0	0	0	0	0	0	0	0
3	KOSUGI Keita	0	0	10	0	2	4	1	7	4	1	1	0	2	1	0	0
4	TSUCHIYA Kaito	3	8	0	9	3	6	4	2	0	0	3	1	1	0	0	0
5	HONDA Kotaro	1	0	6	0	3	2	1	0	1	1	7	3	0	0	0	0
6	YAMAMOTO Joi	1	1	5	2	0	4	1	2	1	0	5	0	0	0	0	0
7	NAKAJIMA Yotaro	3	7	4	3	2	0	4	3	2	0	4	0	0	0	0	0
10	SATO Ryunosuke	0	3	1	2	1	3	0	2	3	2	9	1	0	0	3	0
13	YOSHINAGA Yumeki	0	9	1	0	1	2	2	0	0	1	1	0	0	0	1	0
14	NAWATA Gaku	0	0	0	0	1	0	0	2	0	1	0	0	0	0	0	0
16	INOUE Alen	0	0	0	0	0	2	0	1	1	0	1	0	0	0	0	0
17	SHIBATA Shotaro	1	0	1	3	3	4	11	0	2	0	0	0	4	0	0	0
2	MATSUMOTO Haruto	0	0	0	0	0	0	2	0	0	0	0	0	0	0	0	0
8	YADA Ryunosuke	0	2	2	0	0	0	2	0	0	0	0	1	0	1	2	2
9	MICHIWAKI Yutaka	0	0	0	0	0	0	0	1	0	0	1	1	0	0	0	1
11	TAKAOKA Rento	0	0	0	0	0	0	0	0	0	0	0	0	2	1	0	1
15	TOKUDA Homare	0	0	0	0	0	0	1	0	0	0	0	0	0	3	0	0

## Top 5 Player to Player Passers

Player	Passed To	% of Total Team Passes
SHIBATA Shotaro	SATO Ryunosuke	4%
KOSUGI Keita	TSUCHIYA Kaito	3.6%
TSUCHIYA Kaito	HONDA Kotaro	3.2%
SATO Ryunosuke	SHIBATA Shotaro	3.2%
YOSHINAGA Yumeki	KOSUGI Keita	3.2%

# Attempts at Goal



Key	Outcome	Shots
	Goals	2
	On Target	2
	Off Target	5
	Blocked	4
	Incomplete	0

# Attempts at Goal

## Spain

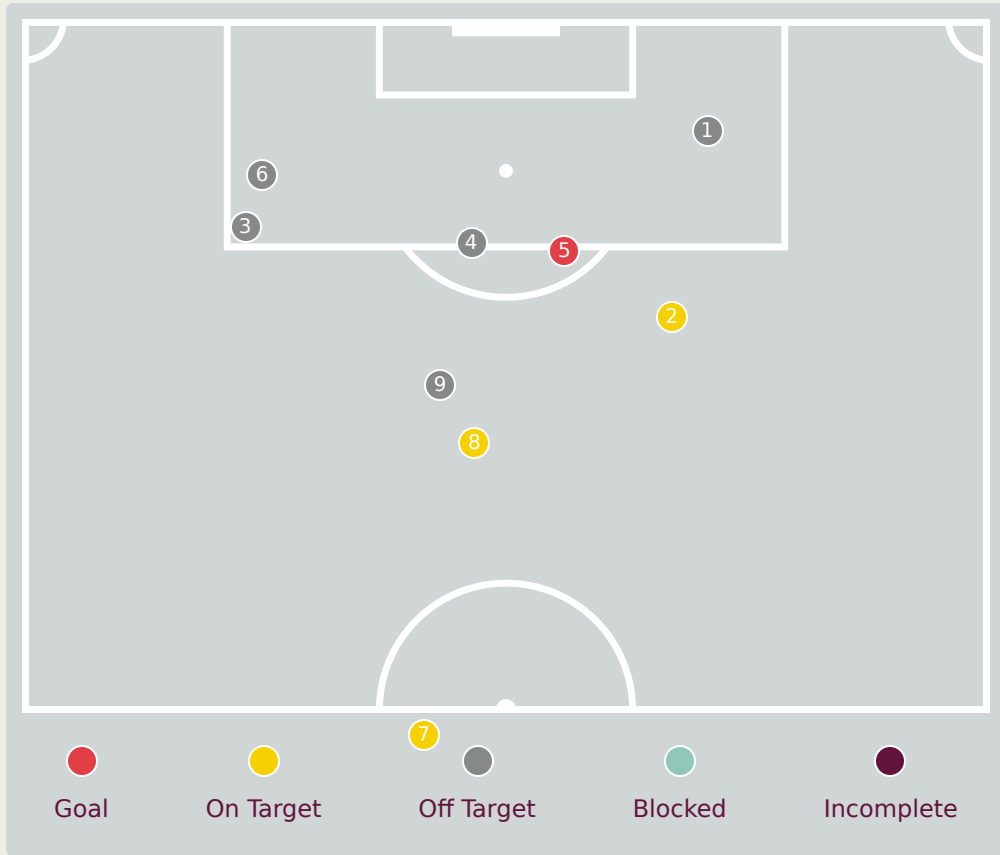


Time	Player	Outcome	Body Part	Delivery Type
7	18 JUNYENT Quim	On Target - Goal	Right Foot	Loose Ball
12	6 PRIM Pau	Incomplete - Blocked	Left Foot	Loose Ball
46	12 OYONO Igor	On Target - Saved	Left Foot	Pass
46	2 FORT Hector	Off Target	Left Foot	Loose Ball
57	9 GUIU Marc	Off Target	Right Foot	Freekick
63	20 PAULO IAGO	On Target - Saved	Left Foot	Ball Progression
64	6 PRIM Pau	Off Target	Left Foot	Other
65	9 GUIU Marc	Off Target	Head	Cross
67	9 GUIU Marc	Incomplete - Blocked	Left Foot	Pass
70	20 PAULO IAGO	Off Target	Right Foot	Loose Ball
73	9 GUIU Marc	On Target - Goal	Right Foot	Pass
87	20 PAULO IAGO	Incomplete - Blocked	Left Foot	Loose Ball
96	16 BERNAL Marc	Incomplete - Blocked	Left Foot	Pass

Japan



# Attempts at Goal



Key	Outcome	Shots
●	Goals	1
●	On Target	3
●	Off Target	5
●	Blocked	0
●	Incomplete	0



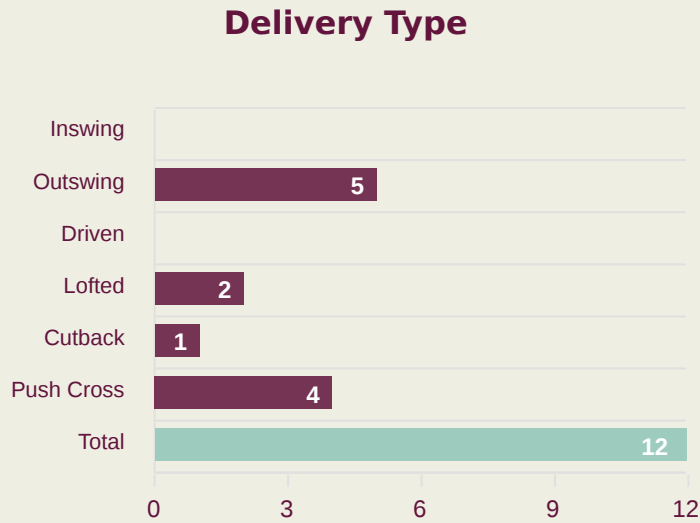
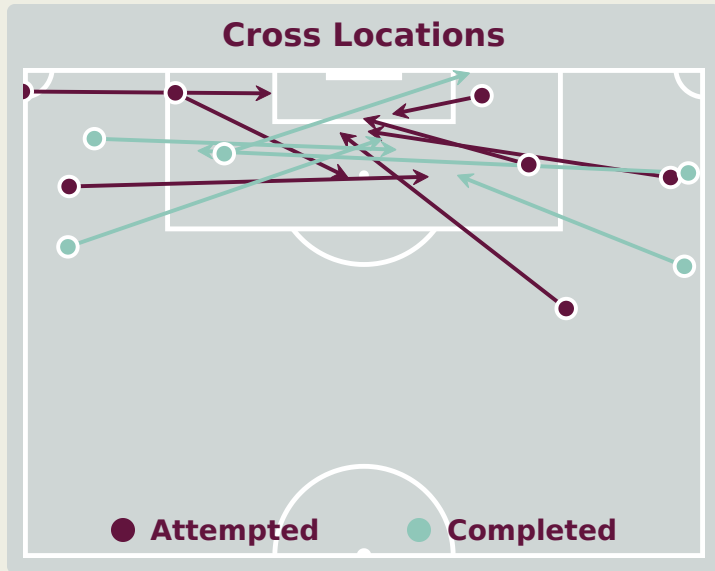
# Attempts at Goal

Japan

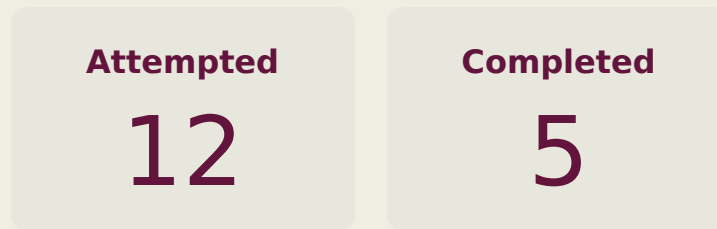
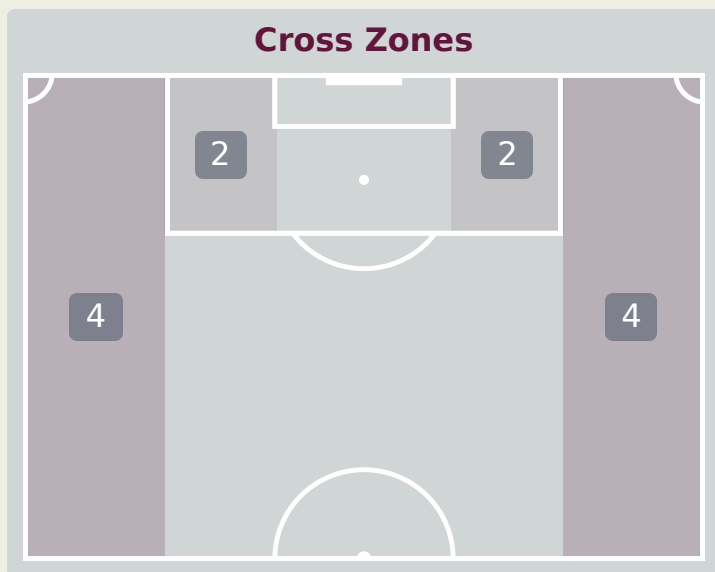


Time	Player	Outcome	Body Part	Delivery Type
10	14 NAWATA Gaku	Off Target	Right Foot	Pass
15	14 NAWATA Gaku	On Target - Saved	Right Foot	Pass
17	13 YOSHINAGA Yumeki	Off Target	Left Foot	Pass
27	16 INOUE Aken	Off Target	Left Foot	Loose Ball
39	14 NAWATA Gaku	On Target - Goal	Right Foot	Pass
50	3 KOSUGI Keita	Off Target	Left Foot	Tackle
54	14 NAWATA Gaku	On Target - Saved	Right Foot	Loose Ball
81	15 TOKUDA Homare	On Target - Saved	Right Foot	Loose Ball
83	8 YADA Ryunosuke	Off Target	Right Foot	Loose Ball

# Crosses (Open Play)

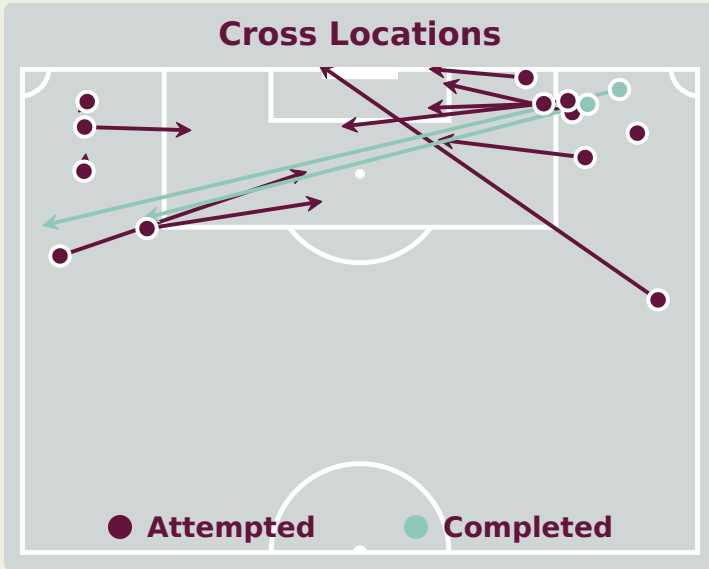


#	Player	Inswing	Outswing	Driven	Lofted	Cutback	Push Cross	Total Attempted
1	JIMENEZ Raul	0	0	0	0	0	0	0
2	FORT Hector	0	3	0	0	0	1	4
3	MUNOZ Dani	0	0	0	1	0	0	1
5	CUBARSI Pau	0	0	0	1	0	0	1
6	PRIM Pau	0	0	0	0	0	0	0
7	LOPEZ Pablo	0	2	0	0	0	1	3
9	GUIU Marc	0	0	0	0	0	1	1
10	HERNANDEZ Juan	0	0	0	0	0	0	0
15	CUENCA Andres	0	0	0	0	0	0	0
18	JUNYENT Quim	0	0	0	0	0	0	0
19	YANEZ Daniel	0	0	0	0	0	0	0
8	MARTIN Roberto	0	0	0	0	0	0	0
12	OYONO Igor	0	0	0	0	1	1	2
16	BERNAL Marc	0	0	0	0	0	0	0
17	MESA Oscar	0	0	0	0	0	0	0
20	PAULO IAGO	0	0	0	0	0	0	0

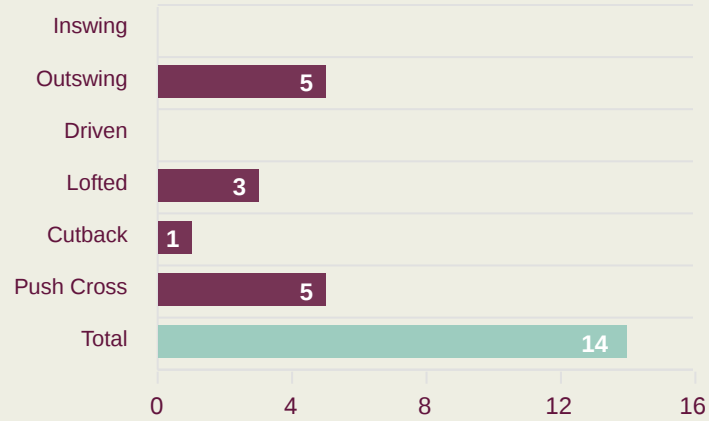




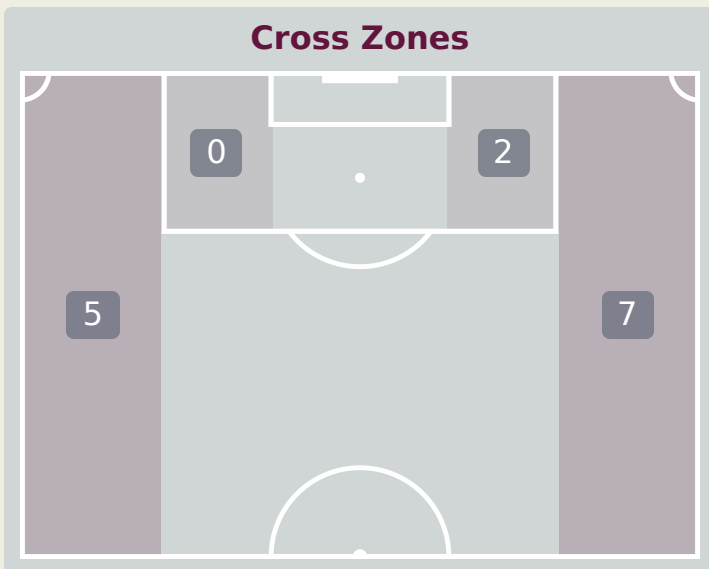
# Crosses (Open Play)



## Delivery Type



#	Player	Inswing	Outswing	Driven	Lofted	Cutback	Push Cross	Total Attempted
1	GOTO Wataru	0	0	0	0	0	0	0
3	KOSUGI Keita	0	1	0	0	0	0	1
4	TSUCHIYA Kaito	0	0	0	0	0	0	0
5	HONDA Kotaro	0	0	0	0	0	0	0
6	YAMAMOTO Joi	0	0	0	0	0	0	0
7	NAKAJIMA Yotaro	0	0	0	0	0	0	0
10	SATO Ryunosuke	0	0	0	1	0	2	3
13	YOSHINAGA Yumeki	0	2	0	0	0	2	4
14	NAWATA Gaku	0	0	0	0	0	0	0
16	INOUE Alen	0	0	0	0	0	0	0
17	SHIBATA Shotaro	0	1	0	2	0	1	4
2	MATSUMOTO Haruto	0	1	0	0	0	0	1
8	YADA Ryunosuke	0	0	0	0	0	0	0
9	MICHIWAKI Yutaka	0	0	0	0	0	0	0
11	TAKAOKA Rento	0	0	0	0	1	0	1
15	TOKUDA Homare	0	0	0	0	0	0	0



Attempted

14

Completed

2

Most Crosses Attempted

4

**SHIBATA Shotaro**  
RIGHT BACK

# Offering to Receive

322

Total Offers Made

113

Total Offers Received

Most Offers

73

JUNYENT Quim  
RIGHT CENTRE MIDFIELD

137

Offers Made in Final Third

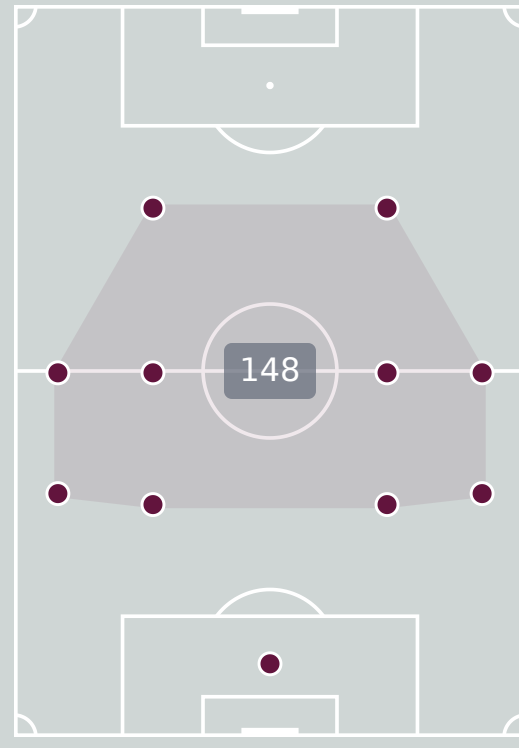
143

Offers Made in Middle Third

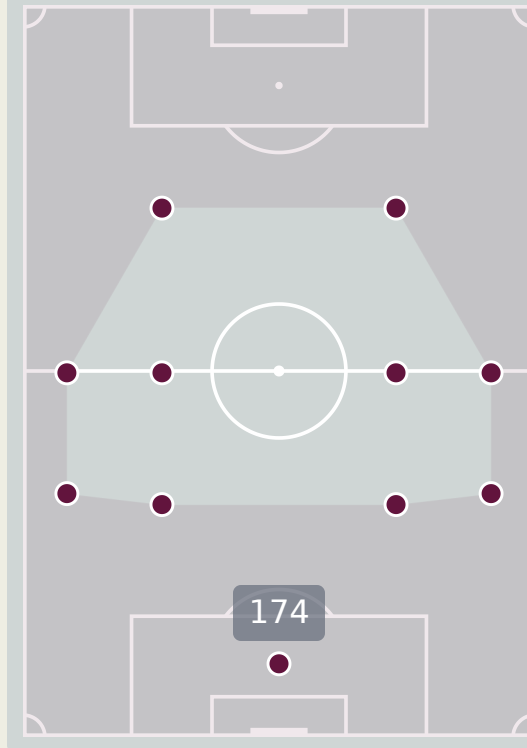
42

Offers Made in Defensive Third

Offers Made Inside Shape



Offers Made Outside Shape



#	Player	Offers Made	Offers Received	% Made & Received
1	JIMENEZ Raul	12	7	58.3%
2	FORT Hector	39	19	48.7%
3	MUNOZ Dani	12	3	25%
5	CUBARSI Pau	8	1	12.5%
6	PRIM Pau	23	7	30.4%
7	LOPEZ Pablo	21	5	23.8%
9	GUIU Marc	20	6	30%
10	HERNANDEZ Juan	46	12	26.1%
15	CUENCA Andres	11	6	54.5%
18	JUNYENT Quim	73	25	34.2%
19	YANEZ Daniel	15	6	40%
8	MARTIN Roberto	3	2	66.7%
12	OYONO Igor	17	5	29.4%
16	BERNAL Marc	6	2	33.3%
17	MESA Oscar	7	5	71.4%
20	PAULO IAGO	9	2	22.2%



# Offering to Receive

277

Total Offers Made

102

Total Offers Received

Most Offers

44

SATO Ryunosuke  
RIGHT MIDFIELD

107

Offers Made in Final Third

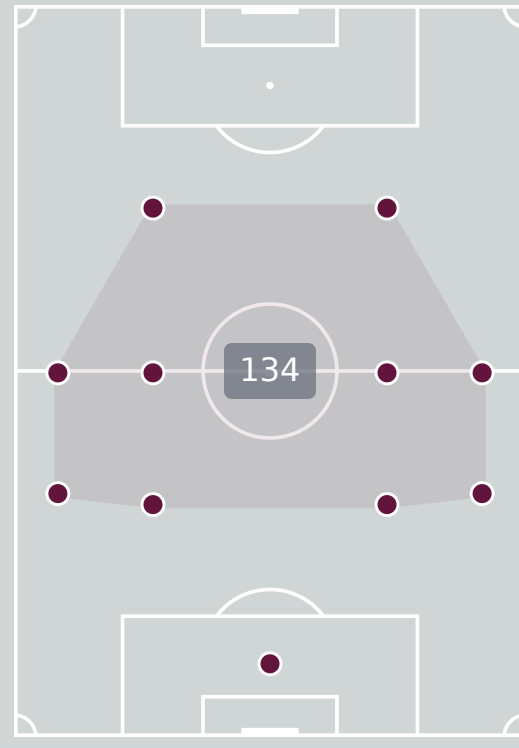
114

Offers Made in Middle Third

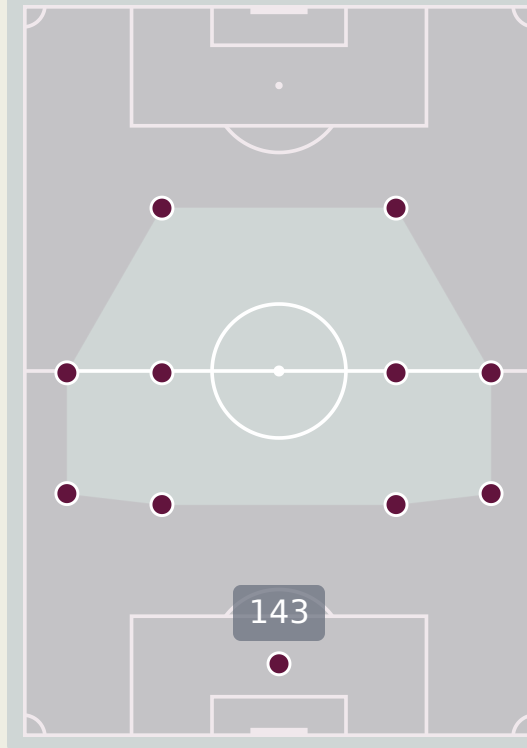
56

Offers Made in Defensive Third

Offers Made Inside Shape



Offers Made Outside Shape

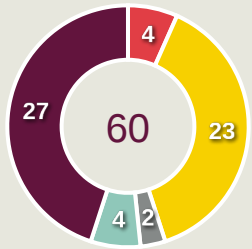


#	Player	Offers Made	Offers Received	% Made & Received
1	GOTO Wataru	3	1	33.3%
3	KOSUGI Keita	18	9	50%
4	TSUCHIYA Kaito	19	6	31.6%
5	HONDA Kotaro	3	2	66.7%
6	YAMAMOTO Joi	23	14	60.9%
7	NAKAJIMA Yotaro	30	12	40%
10	SATO Ryunosuke	44	20	45.5%
13	YOSHINAGA Yumeki	15	4	26.7%
14	NAWATA Gaku	24	7	29.2%
16	INOUE Alen	35	5	14.3%
17	SHIBATA Shotaro	18	10	55.6%
2	MATSUMOTO Haruto	7	2	28.6%
8	YADA Ryunosuke	7	4	57.1%
9	MICHIWAKI Yutaka	8	1	12.5%
11	TAKAOKA Rento	16	4	25%
15	TOKUDA Homare	7	1	14.3%

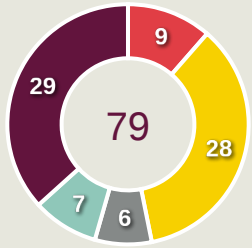
# Movement to Receive

## Movement Types by Phase

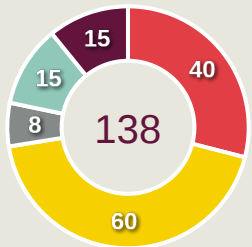
### Final Third Phase



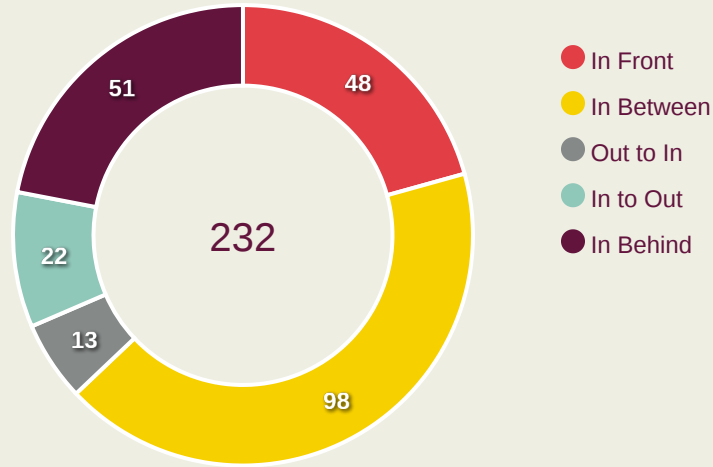
### Progression Phase



### Build Up Phase



## All Movement Types

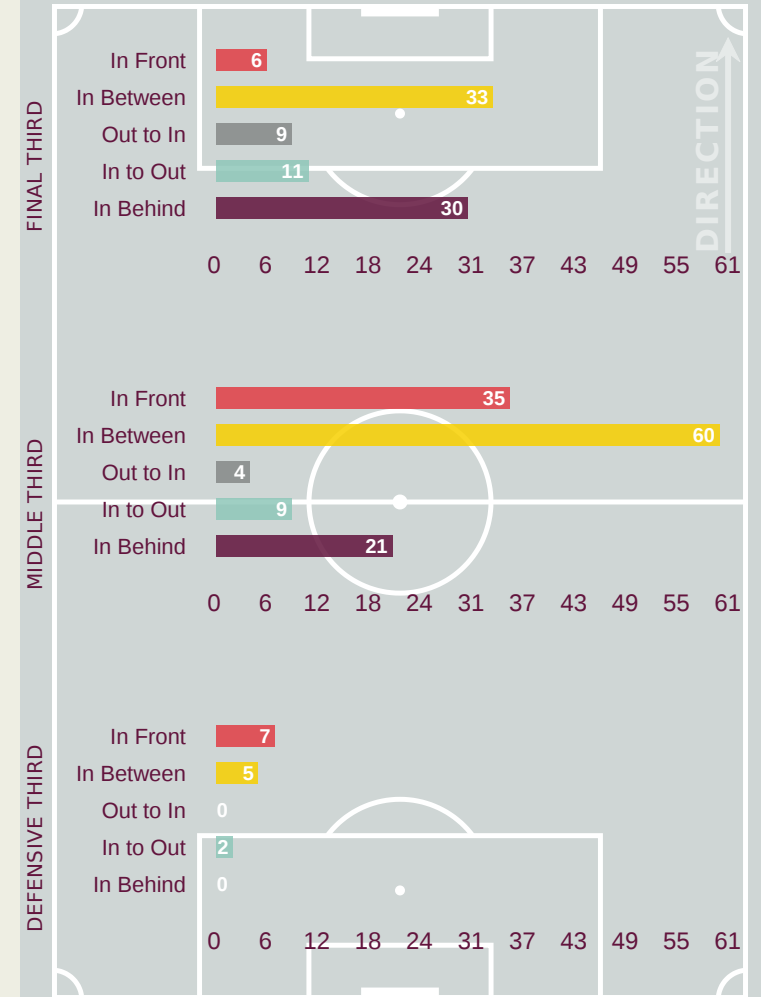


- In Front
- In Between
- Out to In
- In to Out
- In Behind

## Top Ranked Players

Type	Player	Movements
In Front	6 PRIM Pau	12
In Between	18 JUNYENT Quim	34
Out to In	10 HERNANDEZ Juan	3
In to Out	18 JUNYENT Quim	14
In Behind	9 GUIU Marc	13

## Movement Types Pitch Third

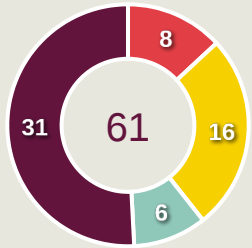




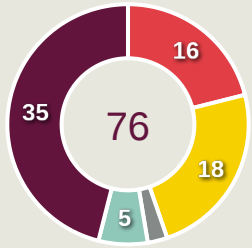
# Movement to Receive

## Movement Types by Phase

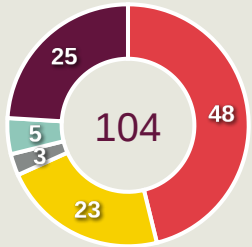
### Final Third Phase



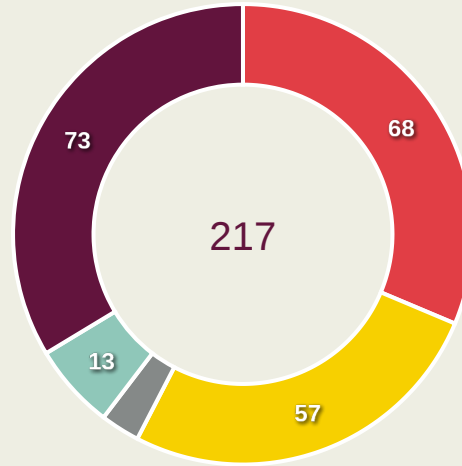
### Progression Phase



### Build Up Phase



## All Movement Types

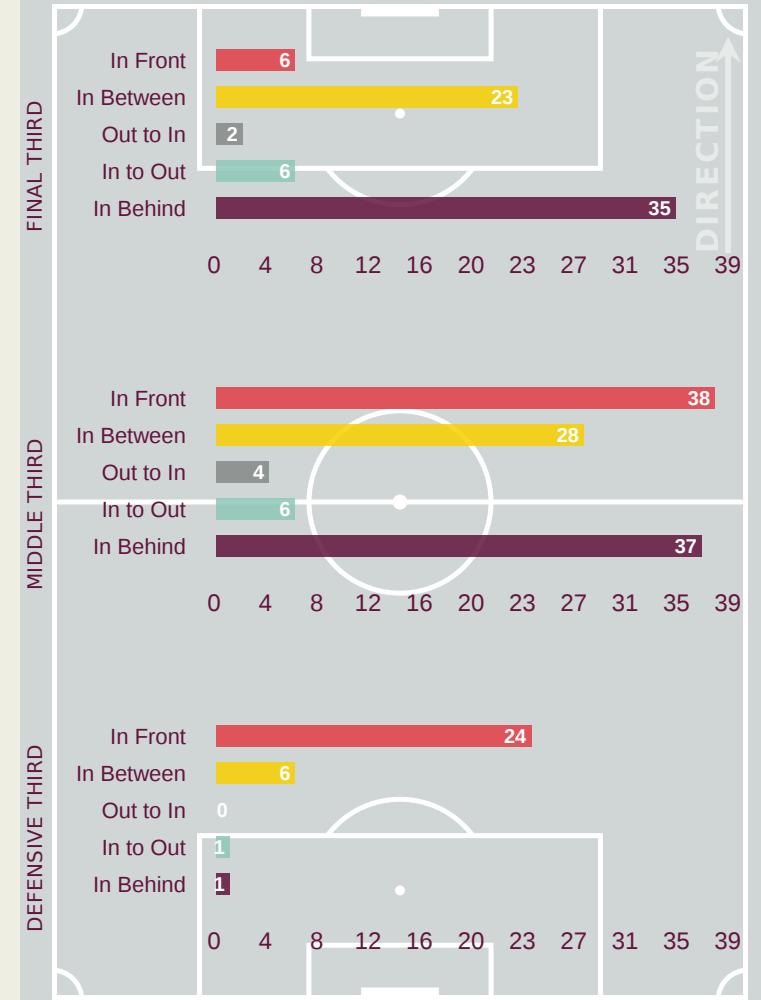


- In Front
- In Between
- Out to In
- In to Out
- In Behind

## Top Ranked Players

Type	Player	Movements
In Front	7 NAKAJIMA Yotaro	20
In Between	16 INOUE Alen	11
Out to In	10 SATO Ryunosuke	2
In to Out	14 NAWATA Gaku	4
In Behind	16 INOUE Alen	17

## Movement Types Pitch Third



# OUT OF POSSESSION



U-17 WORLD CUP  
INDONESIA 2023



Spain v Japan





Spain



# Defensive Actions

**53**

**Forced Turnovers**

**31**

**Possession Regained**

**8**

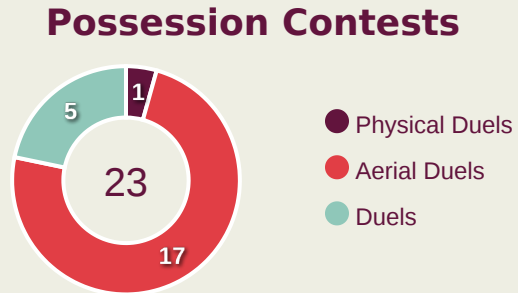
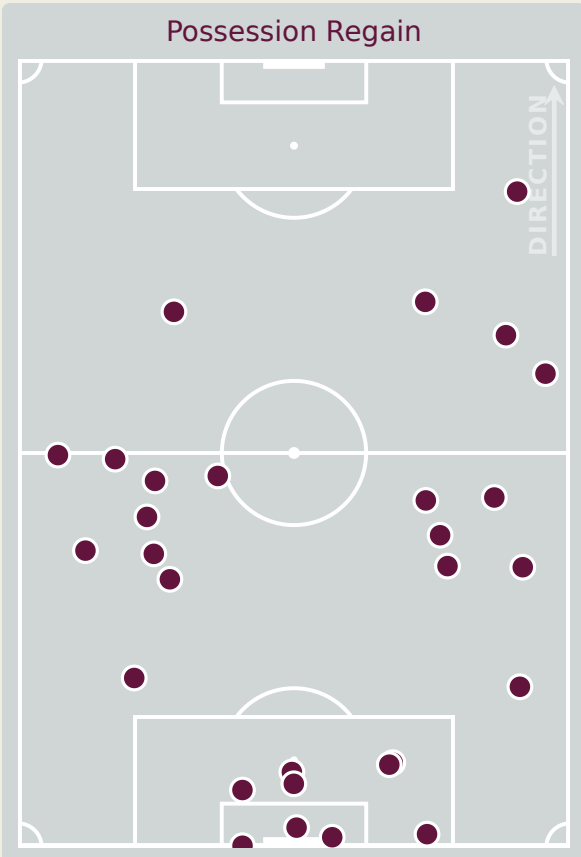
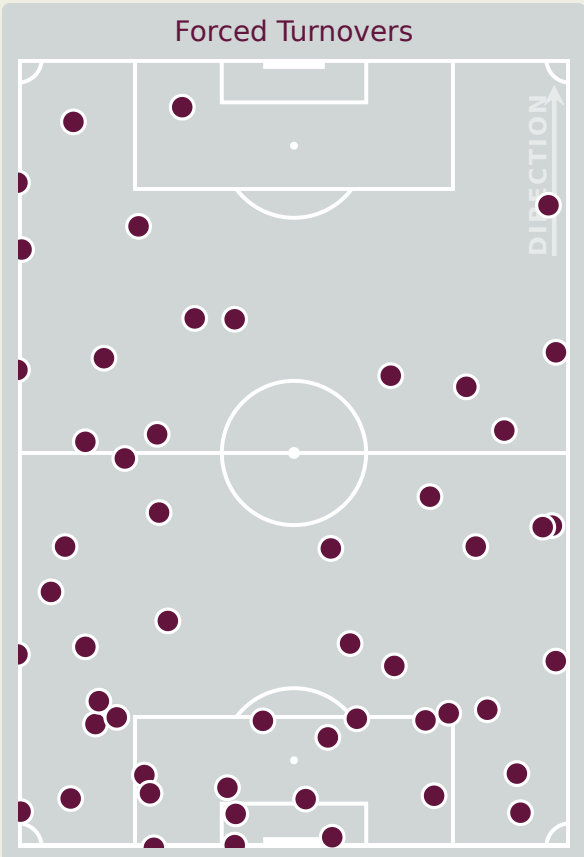
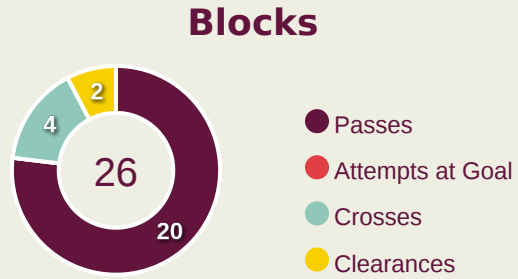
**Interceptions**

**11**

**Tackles**

**9.3**

**Possession Actions / Defensive Action**



### Most Possession Regains

7

**JIMENEZ Raul**  
GOALKEEPER

#	Player	Total Possession Regains
1	JIMENEZ Raul	7
2	FORT Hector	3
3	MUNOZ Dani	1
5	CUBARSI Pau	7
6	PRIM Pau	5
7	LOPEZ Pablo	0
9	GUIU Marc	0
10	HERNANDEZ Juan	1
15	CUENCA Andres	2
18	JUNYENT Quim	3
19	YANEZ Daniel	0
8	MARTIN Roberto	0
12	OYONO Igor	0
16	BERNAL Marc	1
17	MESA Oscar	1
20	PAULO IAGO	0

Japan



# Defensive Actions

**57**

**Forced Turnovers**

**31**

**Possession Regained**

**8**

**Interceptions**

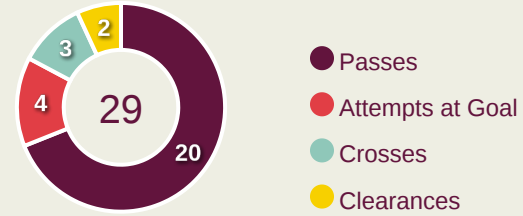
**26**

**Tackles**

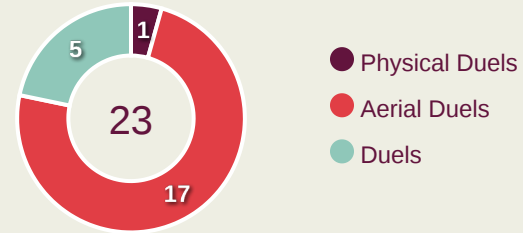
**3.69**

**Possession Actions / Defensive Action**

## Blocks



## Possession Contests

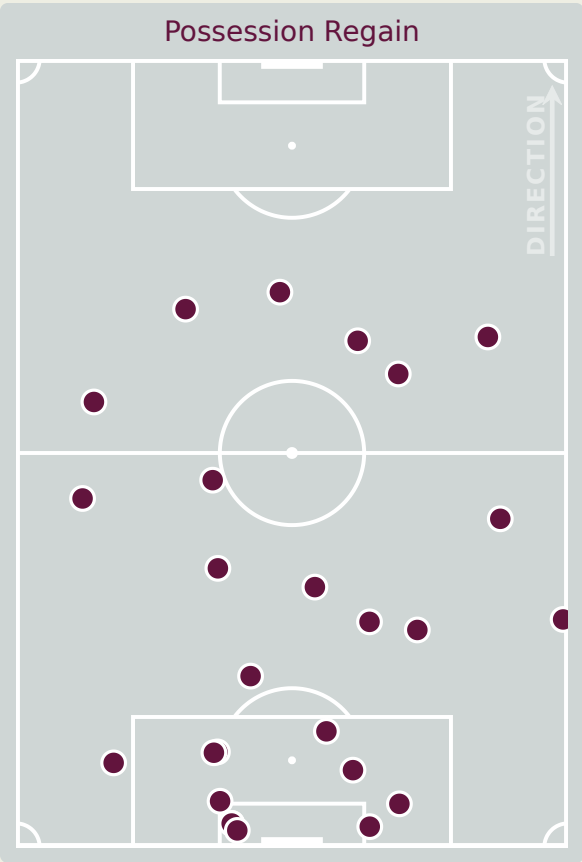
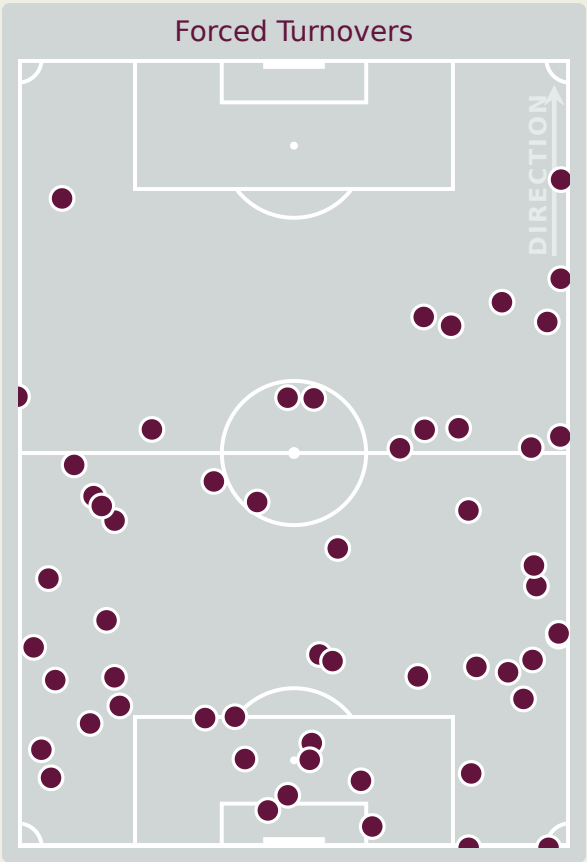


## Most Possession Regains

**6**

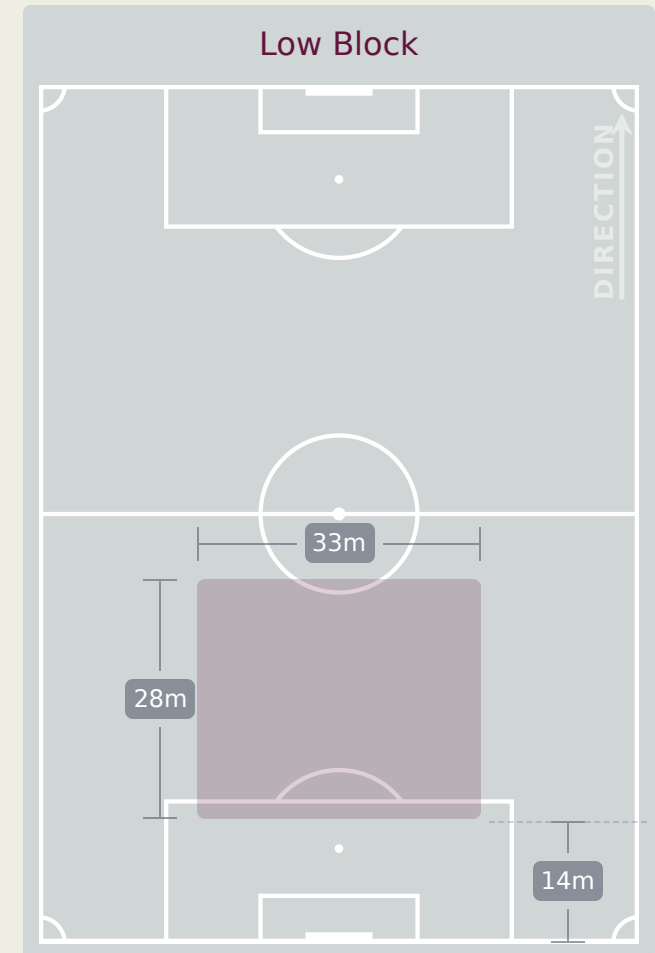
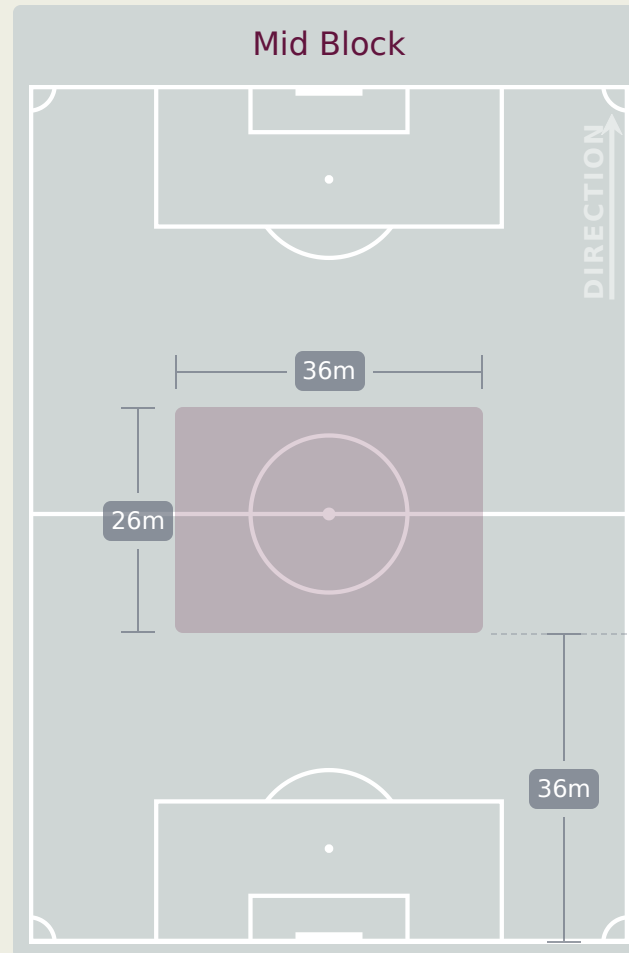
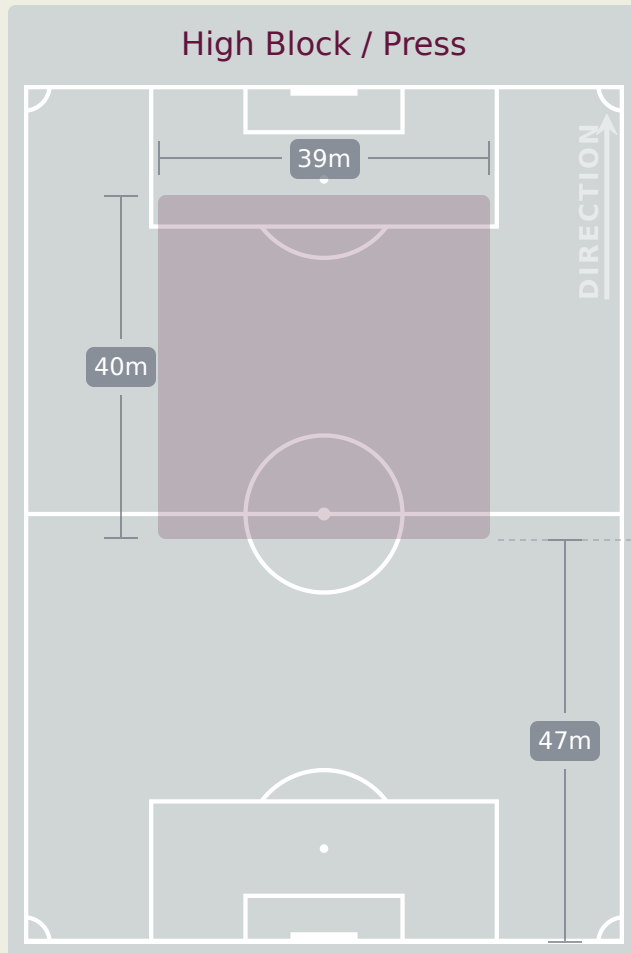
**GOTO Wataru**

GOALKEEPER



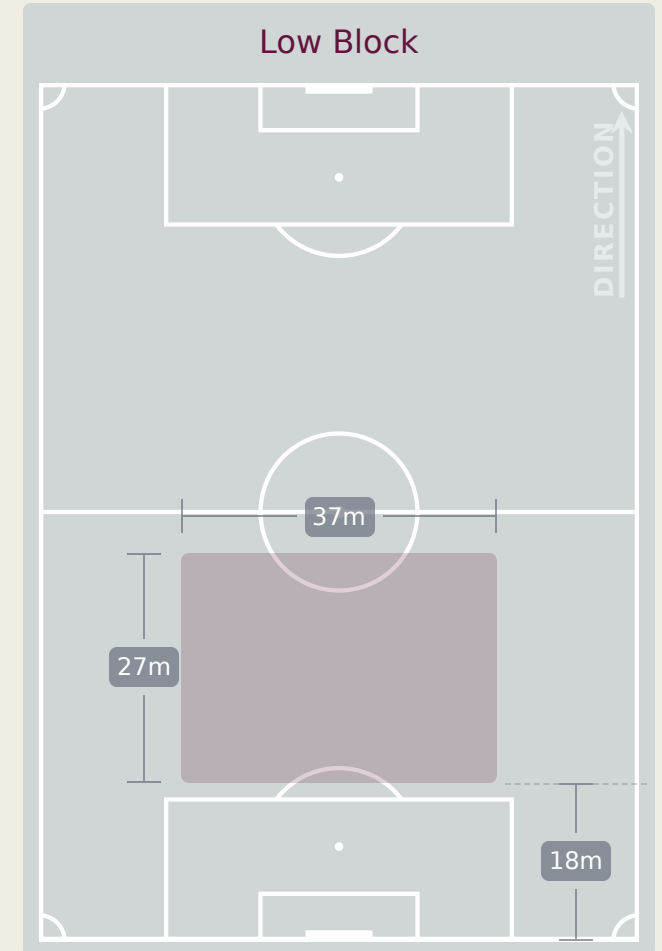
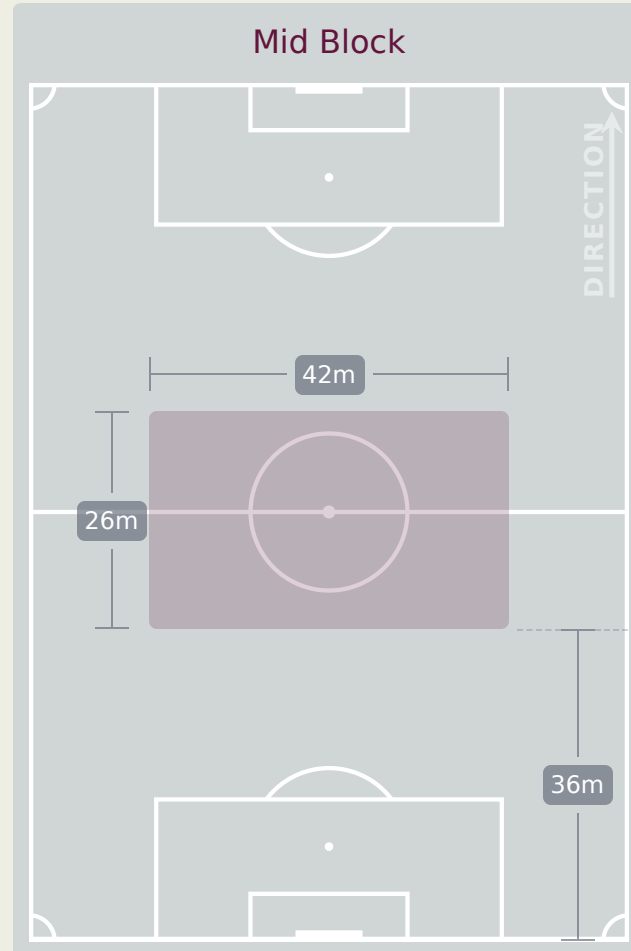
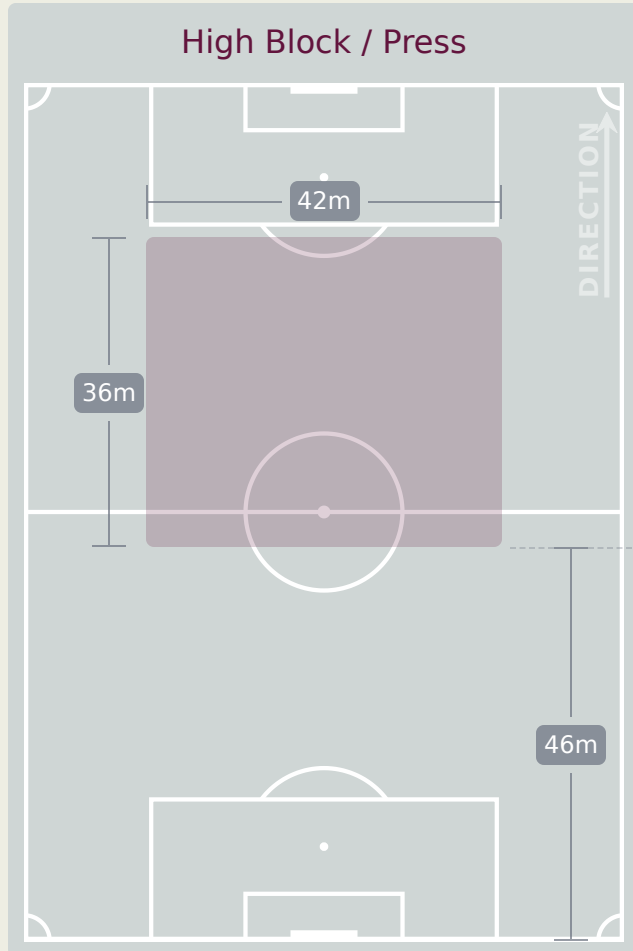
#	Player	Total Possession Regains
1	GOTO Wataru	6
3	KOSUGI Keita	2
4	TSUCHIYA Kaito	6
5	HONDA Kotaro	3
6	YAMAMOTO Joi	1
7	NAKAJIMA Yotaro	4
10	SATO Ryunosuke	1
13	YOSHINAGA Yumeki	0
14	NAWATA Gaku	0
16	INOUE Alen	1
17	SHIBATA Shotaro	2
2	MATSUMOTO Haruto	2
8	YADA Ryunosuke	2
9	MICHIWAKI Yutaka	1
11	TAKAOKA Rento	0
15	TOKUDA Homare	0

# Defensive Line Height & Team Length





# Defensive Line Height & Team Length




# Defensive Pressure



**Spain**



**Japan**



142	Total Pressures	322
30	Direct Pressures	47
1.73s	Avg Pressure Duration	1.63s
53	Forced Turnovers	57
9.95s	Ball Recovery Time	17.54s
55	Pushing on into Pressing	170
132	Pushing on	332
12	Pressing Direction Inside	43
81	Pressing Direction Outside	187

**Most Direct Pressures**

**10**

**JUNYENT Quim**  
RIGHT CENTRE MIDFIELD

**Most Direct Pressures**

**13**

**SATO Ryunosuke**  
RIGHT MIDFIELD

# GOALKEEPING



Spain v Japan

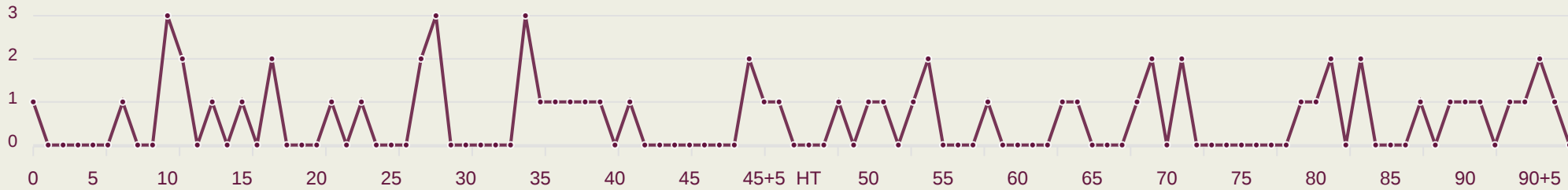


# Goalkeeping Involvement



## Spain

### Spain GK Involvement Timeline

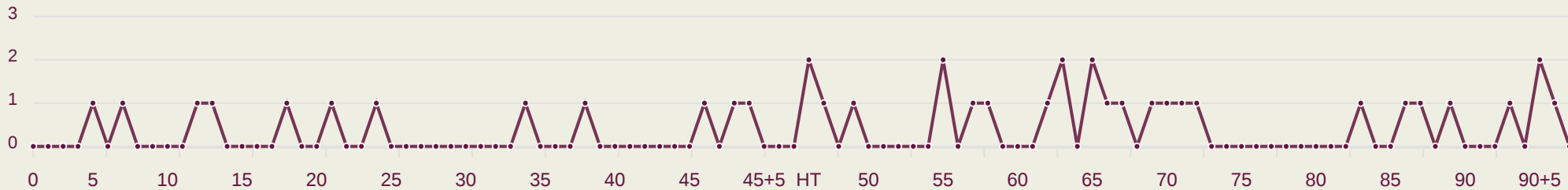


**61**  
Total Involvements



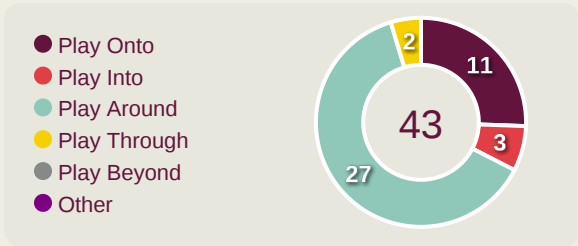
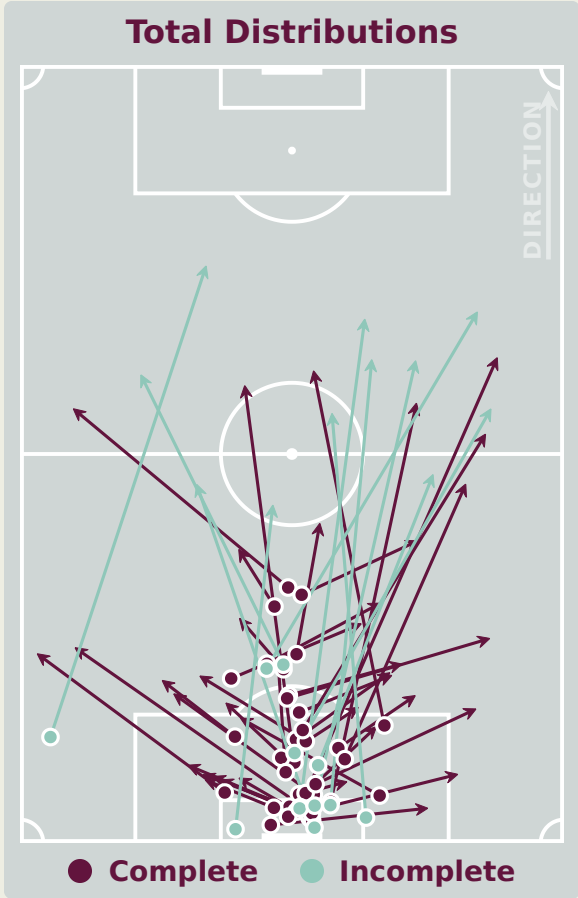
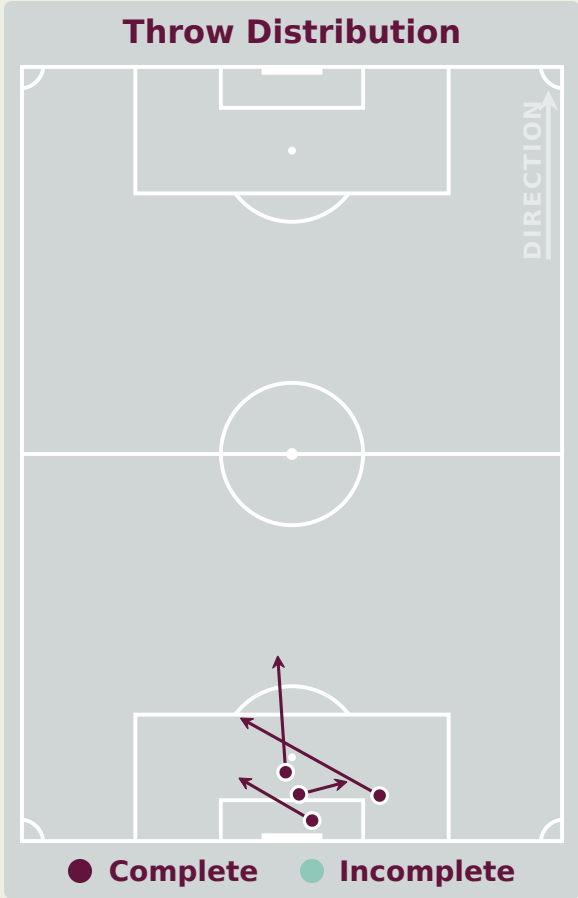
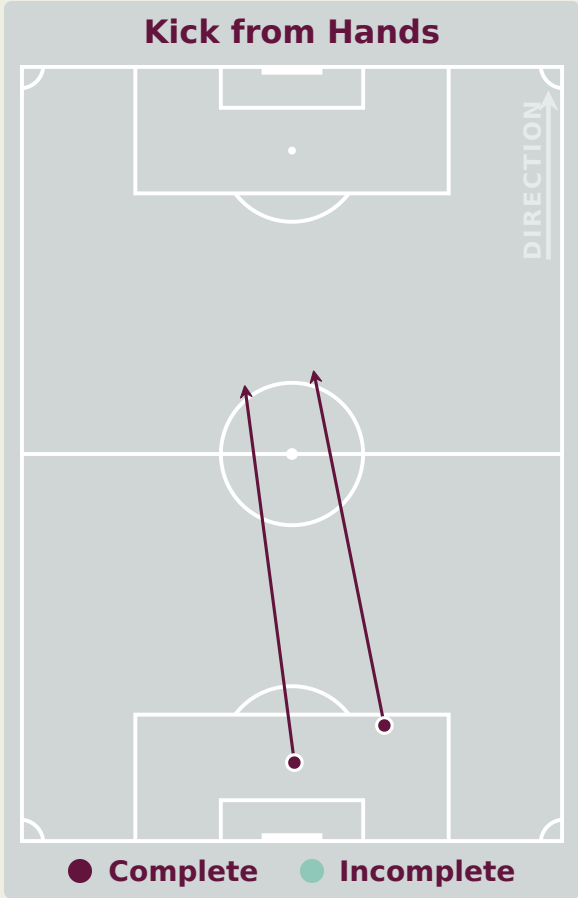
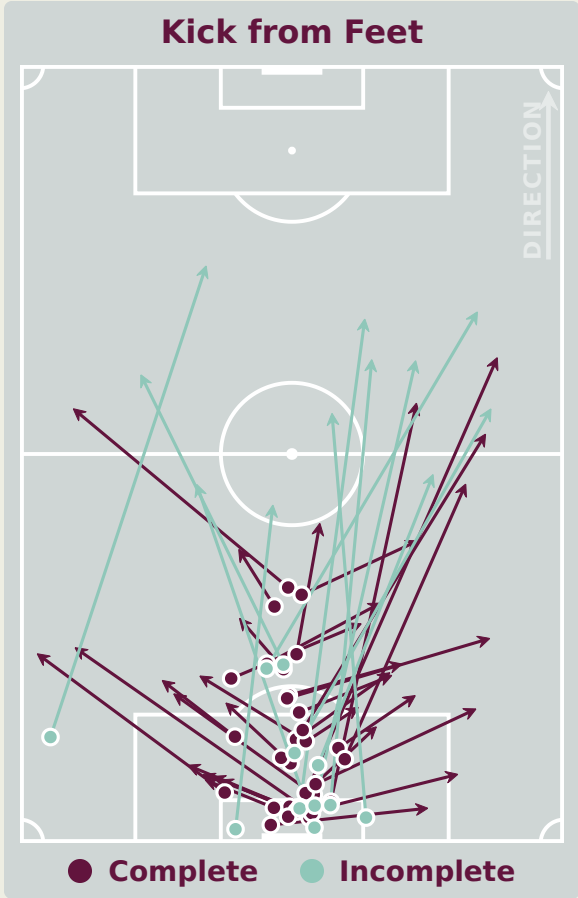
## Japan

### Japan GK Involvement Timeline



**40**  
Total Involvements

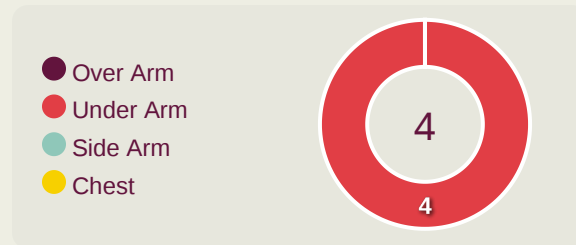
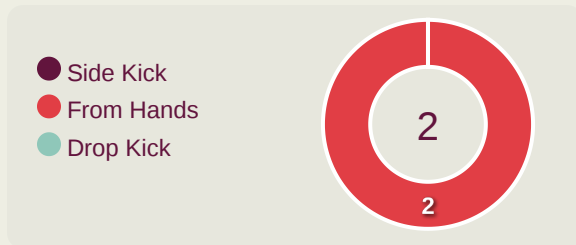
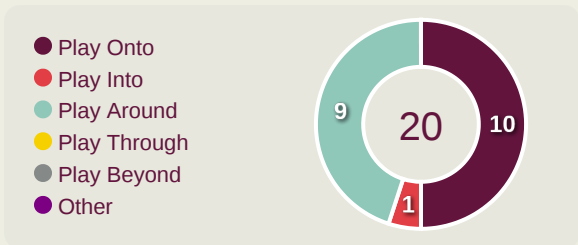
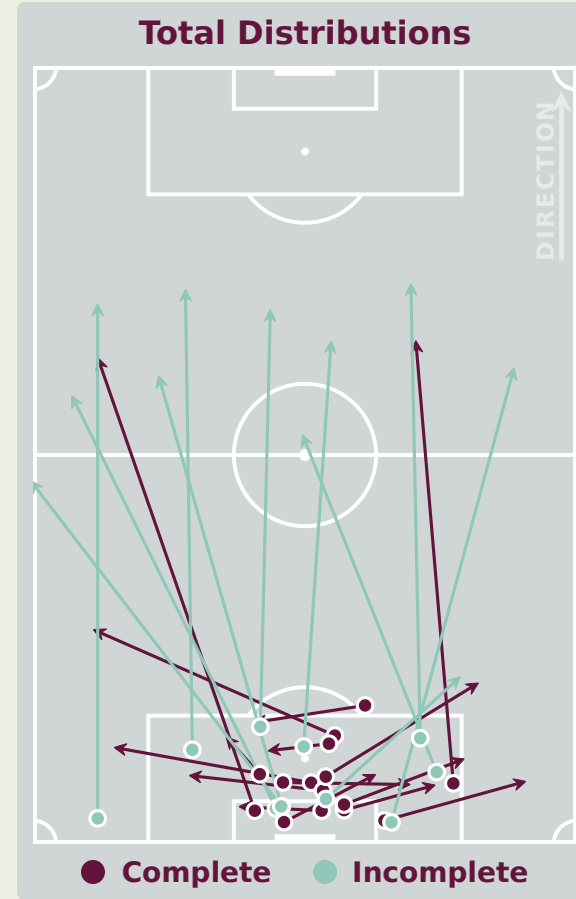
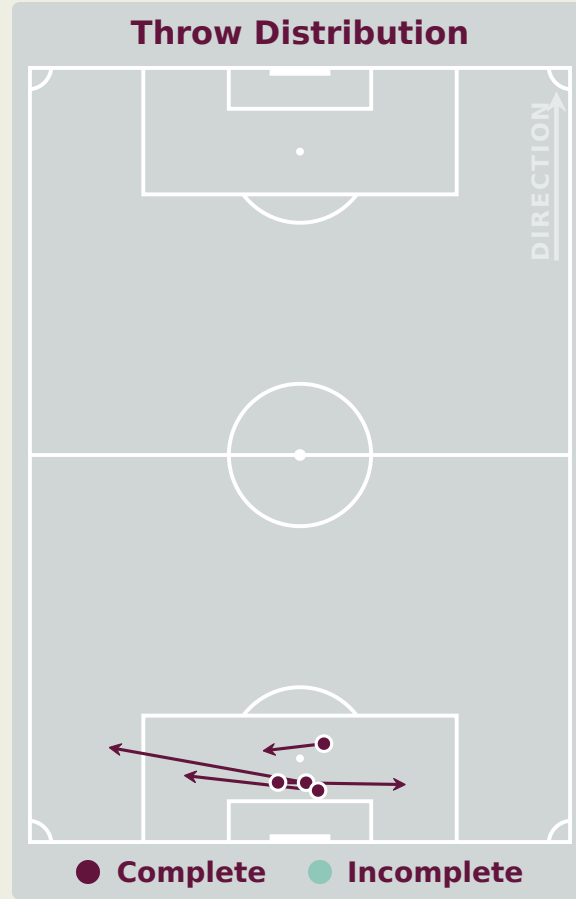
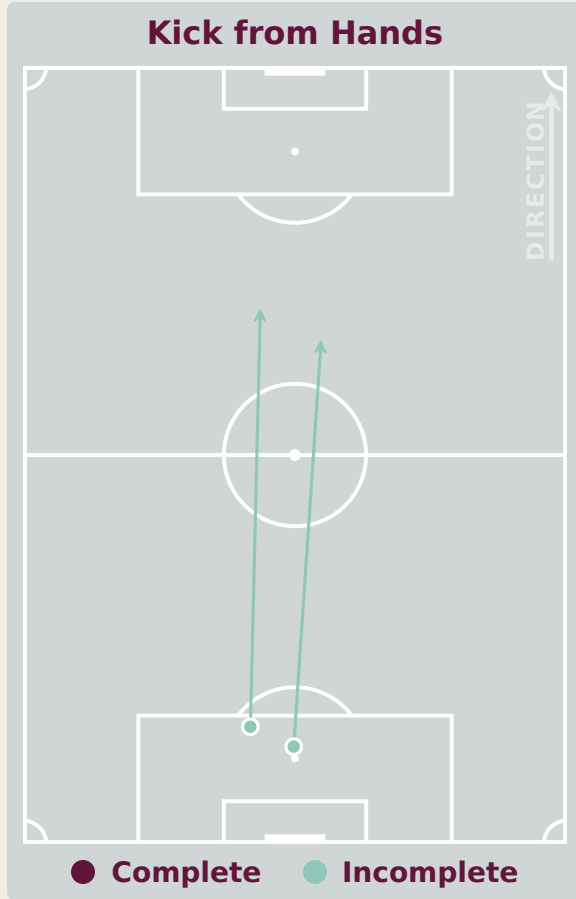
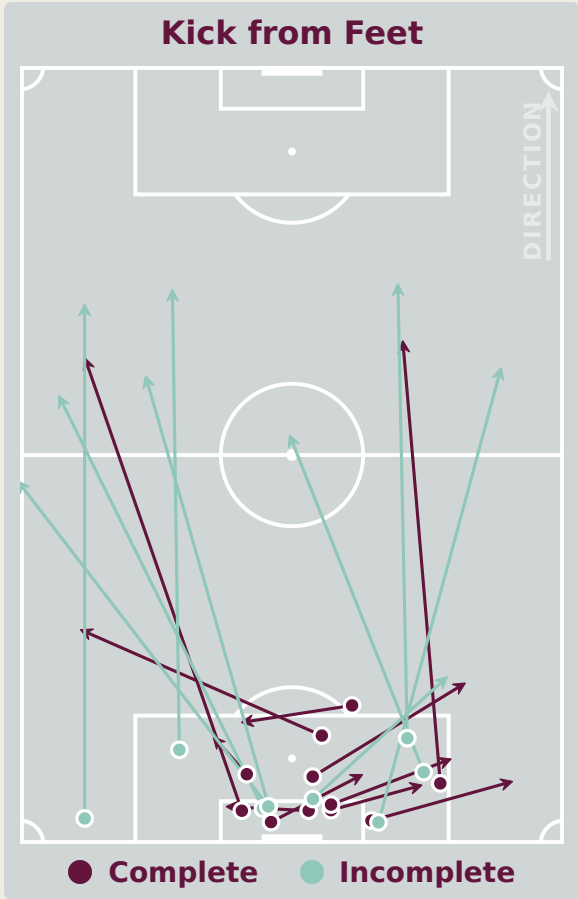
# Goalkeeping Distribution



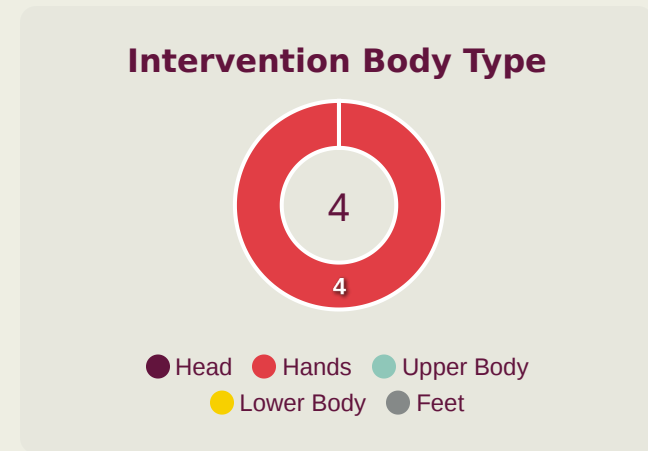
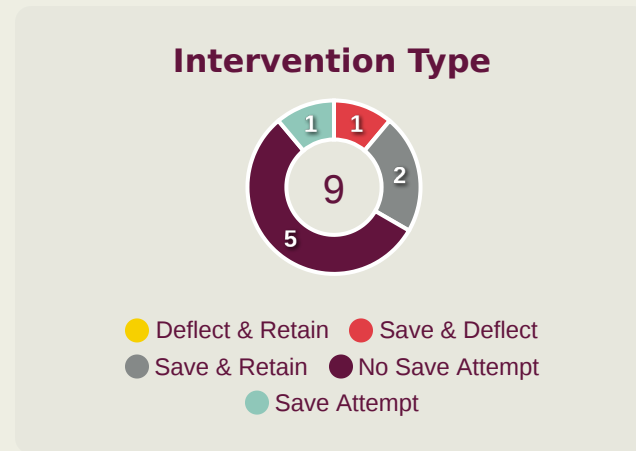
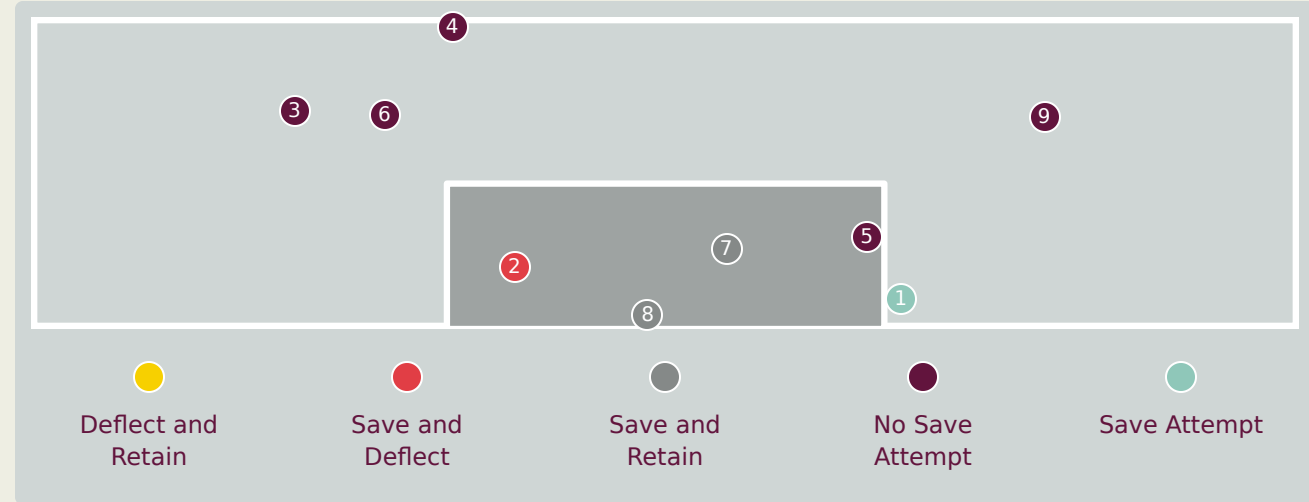
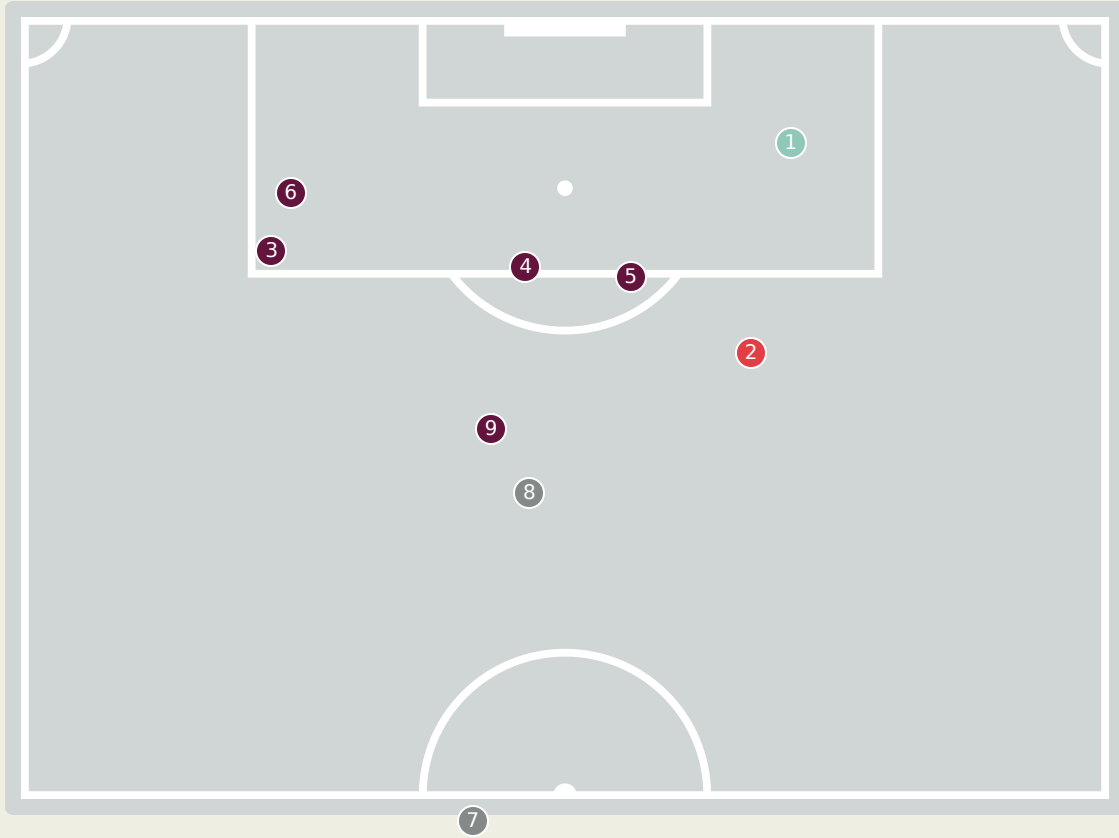


# Goalkeeping Distribution

Japan 



# Goal Prevention



**9**  
Total Attempts on Goal Faced

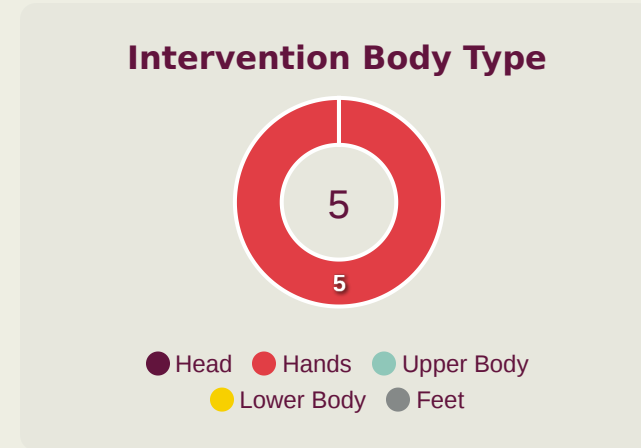
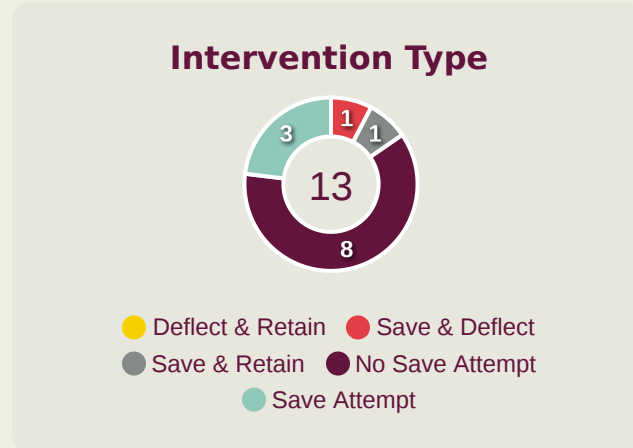
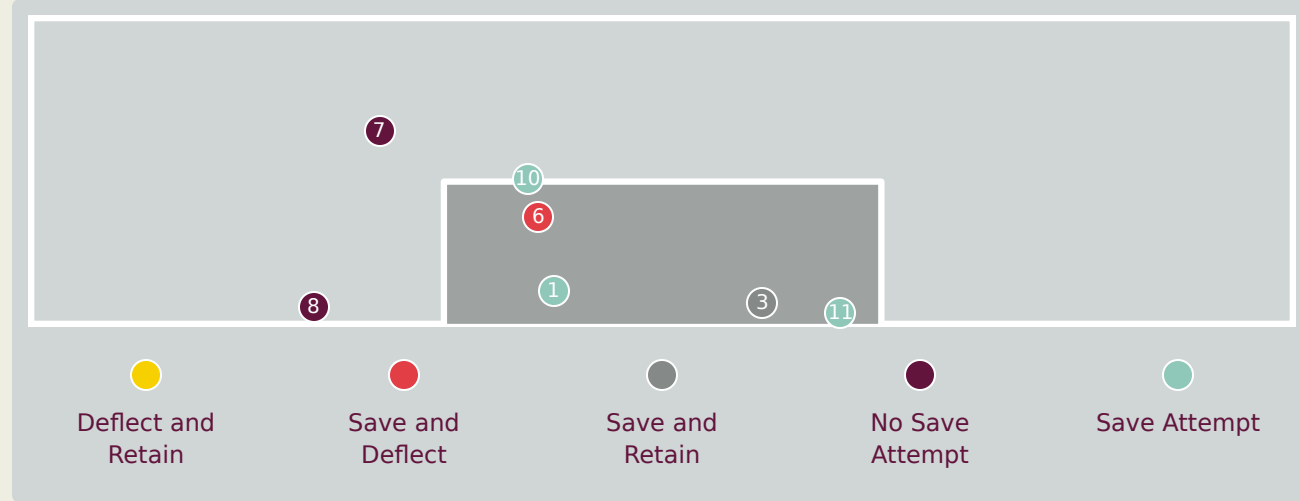
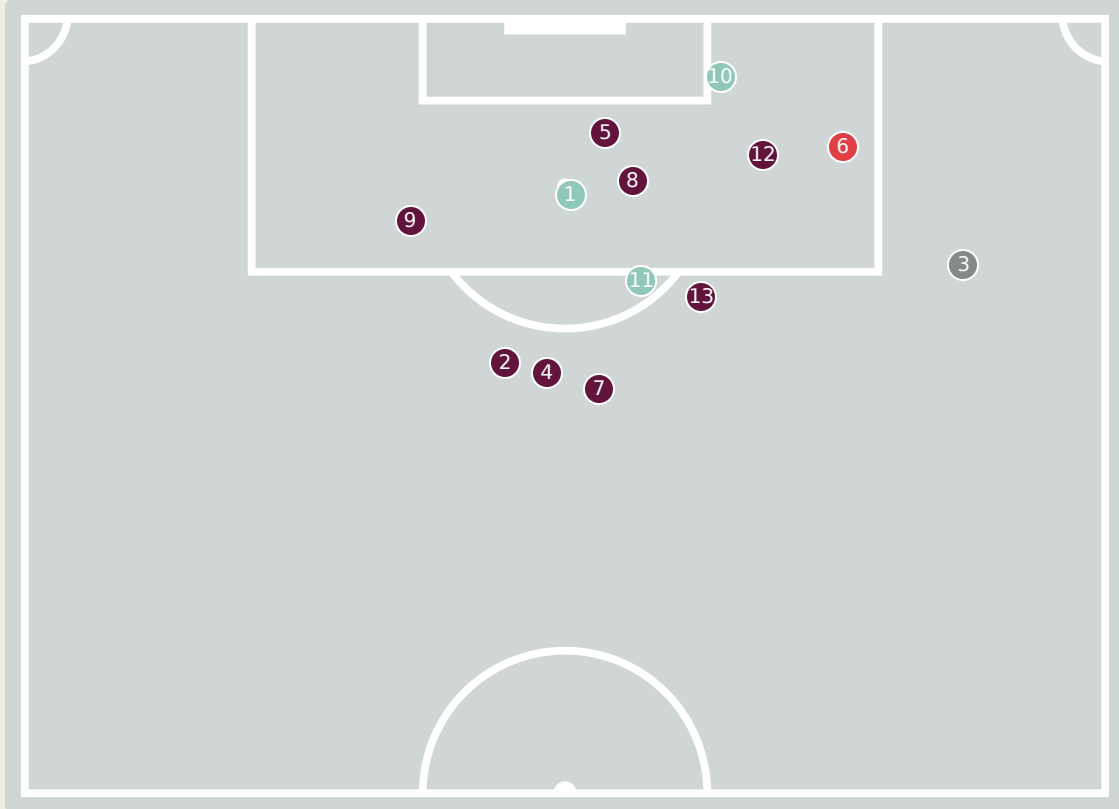
**75**  
Save %

Total Attempts on Goal Faced	Total Goal Interventions	Save & Retain	Deflect & Retain	Save & Deflect	Save Attempt	No Save Attempt
9	3	2	0	1	1	5

Japan



# Goal Prevention

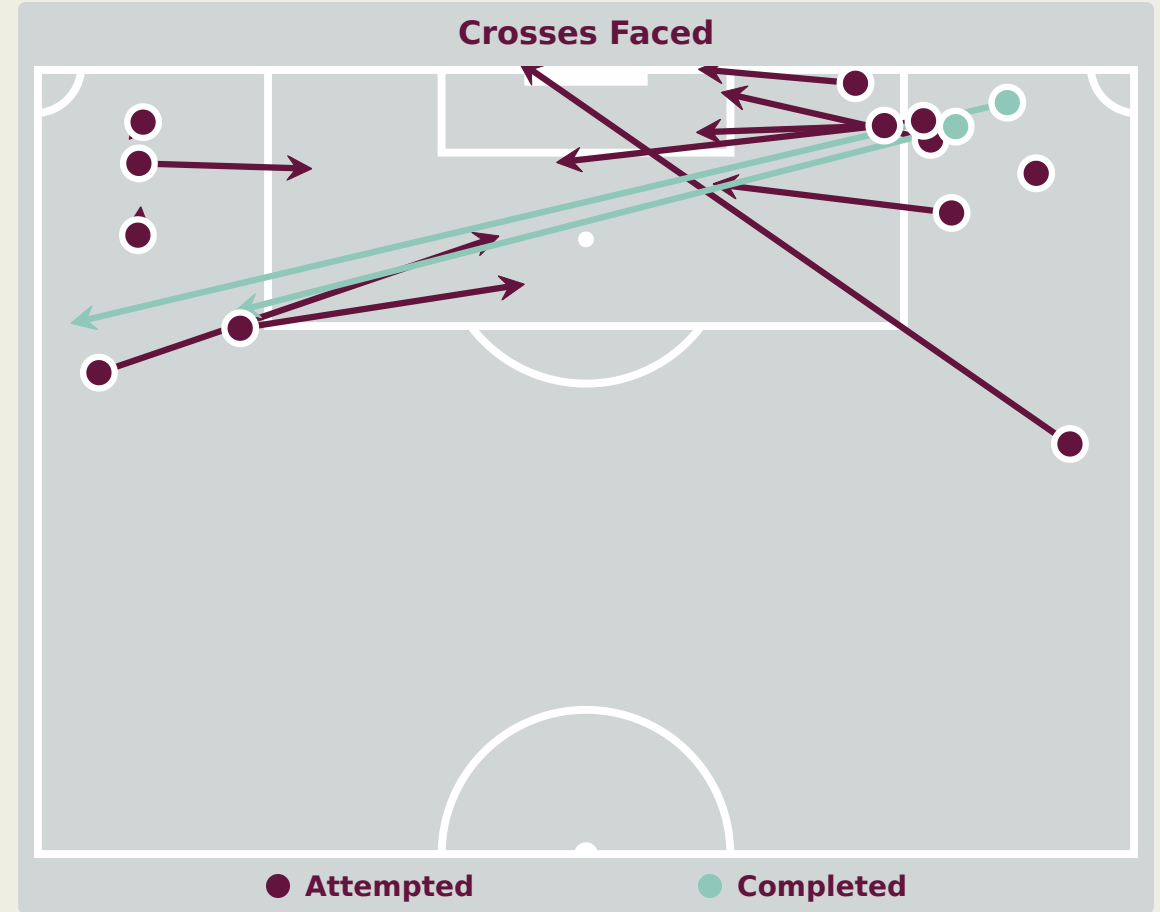
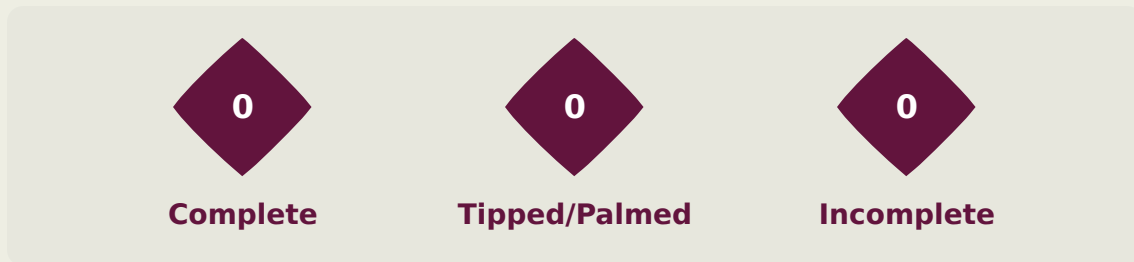
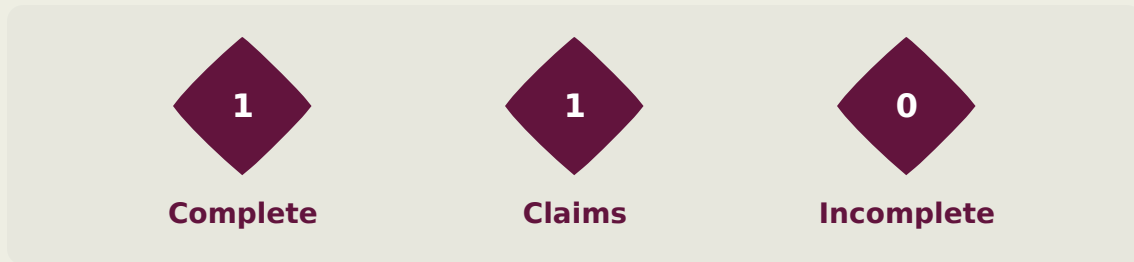


**13**  
Total Attempts on Goal Faced

**50**  
Save %

Total Attempts on Goal Faced	Total Goal Interventions	Save & Retain	Deflect & Retain	Save & Deflect	Save Attempt	No Save Attempt
13	2	1	0	1	3	8

# Aerial Control



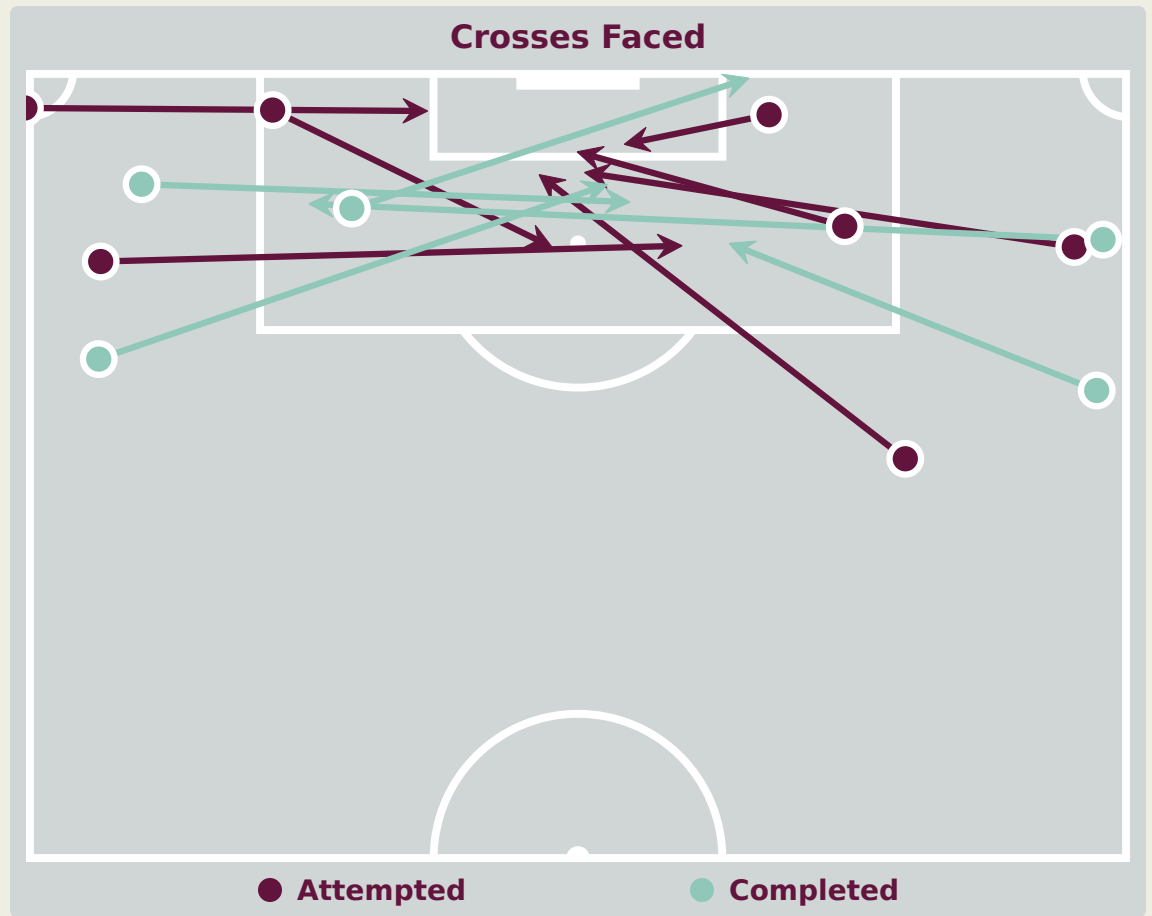
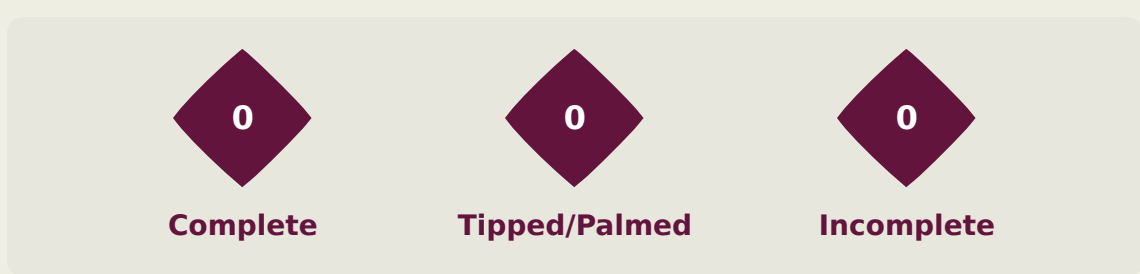
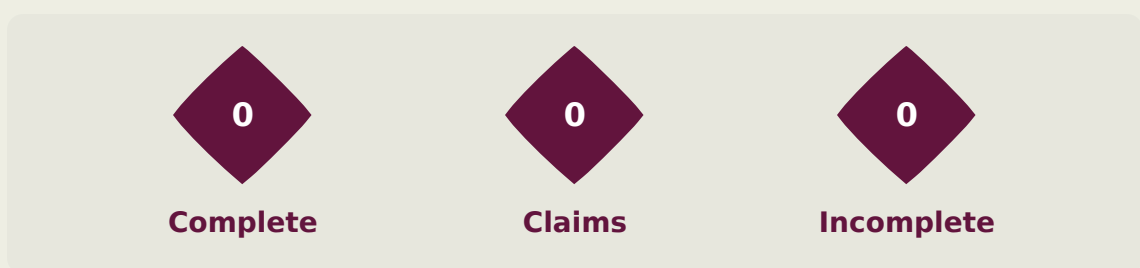
**Delivery Types Faced**

Total	In Swing	Out Swing	Driven	Lofted	Cutback	Push
14	0	5	0	3	1	5

Japan



# Aerial Control



**Delivery Types Faced**

Total	In Swing	Out Swing	Driven	Lofted	Cutback	Push
15	2	6	0	2	1	4

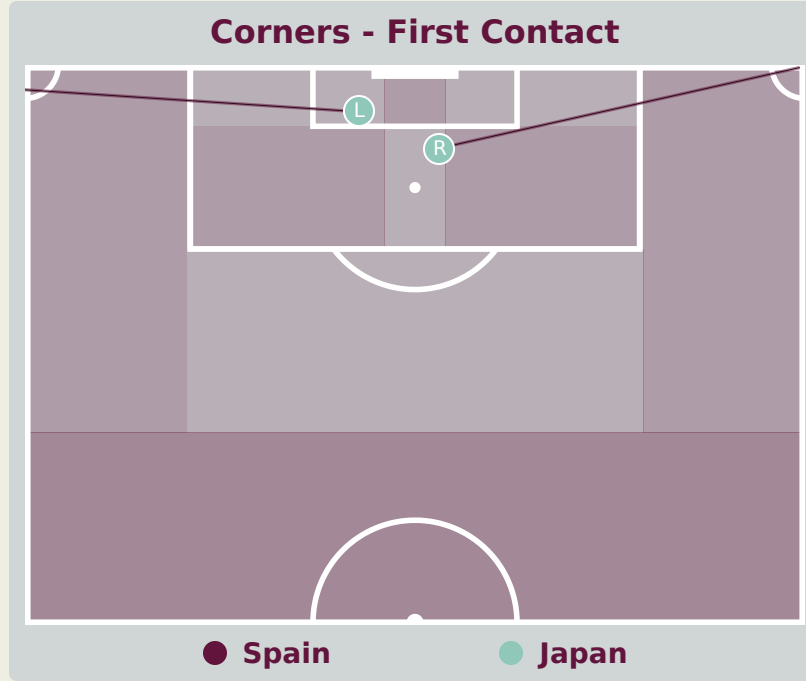
# SET PLAYS



Spain v Japan



# Set Plays - Corners



Delivery Type	From Left Side	From Right Side	Total
Direct to Area	1	1	2
Short	0	0	0
Edge of Penalty Area	0	0	0

Delivery Style	Total
Inswing	1
Outswing	1
Driven	0

Free Kicks	
Type	Total
Direct	8
Direct (on target)	0
Direct (off target)	0
Indirect	1

## First Contacts on Spain Crosses



Top 5 Player First Contacts		
Player	Team	Total
SHIBATA Shotaro	Japan	1
MICHIWAKI Yutaka	Japan	1

# Set Plays - Corners



27

Total Set Plays

12

Total Free Kicks

0

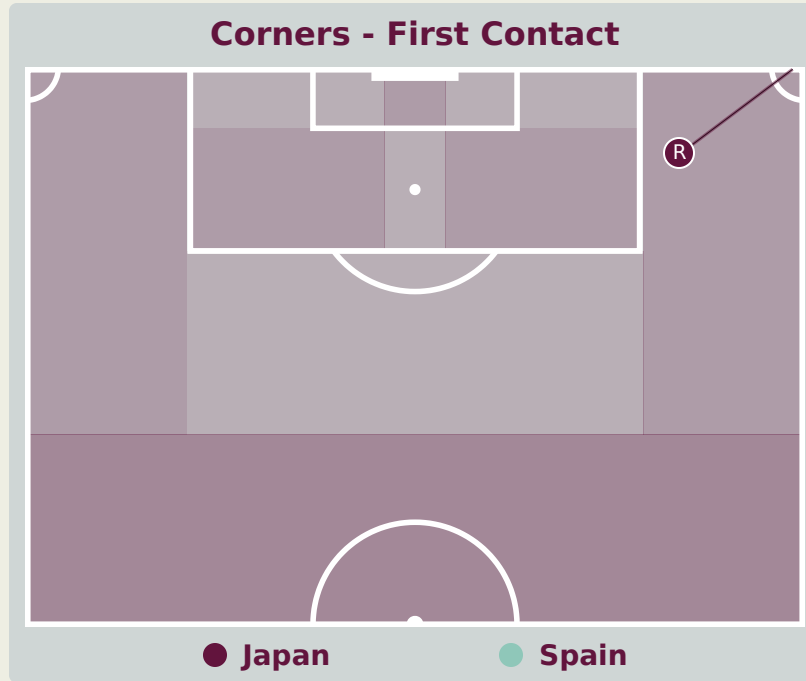
Total Penalties

1

Total Corners

14

Total Throw Ins



Delivery Type	From Left Side	From Right Side	Total
Direct to Area	0	0	0
Short	0	1	1
Edge of Penalty Area	0	0	0

Delivery Style	Total
Inswing	0
Outswing	0
Driven	0

Free Kicks	
Type	Total
Direct	10
Direct (on target)	0
Direct (off target)	0
Indirect	2

## First Contacts on Japan Crosses

1

By Japan

0

By Spain

Top 5 Player First Contacts		
Player	Team	Total
SATO Ryunosuke	Japan	1



# INDIVIDUAL DATA IN POSSESSION



Spain v Japan



Spain



# In Possession - Distributions

#	Player	Passes Attempted	Passes Completed	Pass Completion %	Switches of Play	Crosses Attempted	Crosses Completed	Line Breaks Attempted	Line Breaks Completed	Line Break Completion %	Ball Progressions	Take Ons	Step Ins	Attempts at Goal	Goals
1	JIMENEZ Raul	49	38	78%	0	0	0	18	7	38%	0	0	0	0	0
2	FORT Hector	95	87	92%	0	4	1	16	13	81%	2	1	1	1	0
3	MUNOZ Dani	32	26	81%	0	1	1	6	3	50%	1	0	1	0	0
5	CUBARSI Pau	168	161	96%	0	1	1	27	21	77%	1	0	1	0	0
6	PRIM Pau	62	53	85%	0	0	0	15	10	66%	1	0	1	2	0
7	LOPEZ Pablo	17	14	82%	0	4	3	4	2	50%	1	1	0	0	0
9	GUIU Marc	11	8	73%	0	1	0	1	0	0%	0	0	0	4	1
10	HERNANDEZ Juan	40	32	80%	0	0	0	4	3	75%	1	1	0	0	0
15	CUENCA Andres	143	137	96%	0	0	0	31	26	83%	1	0	1	0	0
18	JUNYENT Quim	56	51	91%	0	0	0	11	8	72%	2	1	1	1	1
19	YANEZ Daniel	17	15	88%	0	0	0	0	0	0%	0	0	0	0	0
8	MARTIN Roberto	6	6	100%	0	0	0	2	2	100%	1	0	1	0	0
12	OYONO Igor	13	11	85%	0	2	0	3	2	66%	2	1	1	1	0
16	BERNAL Marc	3	3	100%	0	0	0	1	1	100%	0	0	0	1	0
17	MESA Oscar	45	39	87%	0	0	0	9	7	77%	2	1	1	0	0
20	PAULO IAGO	16	13	81%	0	2	0	2	2	100%	2	1	1	3	0

# In Possession - Offers & Receptions



			Offer movement types						
#	Player	Total Offers	In Front	In Between	Out to In	In to Out	In Behind	No Movement	Offers Received
1	JIMENEZ Raul	12	0	0	0	0	0	12	7
2	FORT Hector	39	7	4	2	0	1	25	19
3	MUNOZ Dani	12	1	1	1	0	4	5	3
5	CUBARSI Pau	8	2	0	0	0	0	6	1
6	PRIM Pau	23	12	9	0	0	0	2	7
7	LOPEZ Pablo	21	3	3	1	3	6	5	5
9	GUIU Marc	20	0	6	1	0	13	0	6
10	HERNANDEZ Juan	46	7	25	3	2	7	2	12
15	CUENCA Andres	11	1	0	0	0	0	10	6
18	JUNYENT Quim	73	12	34	1	14	3	9	25
19	YANEZ Daniel	15	1	4	0	1	4	5	6
8	MARTIN Roberto	3	0	2	1	0	0	0	2
12	OYONO Igor	17	0	4	2	1	5	5	5
16	BERNAL Marc	6	0	5	0	0	1	0	2
17	MESA Oscar	7	2	0	1	0	2	2	5
20	PAULO IAGO	9	0	1	0	1	5	2	2

Japan



## In Possession - Distributions

#	Player	Passes Attempted	Passes Completed	Pass Completion %	Switches of Play	Crosses Attempted	Crosses Completed	Line Breaks Attempted	Line Breaks Completed	Line Break Completion %	Ball Progressions	Take Ons	Step Ins	Attempts at Goal	Goals
1	GOTO Wataru	26	15	58%	0	0	0	10	1	10%	0	0	0	0	0
3	KOSUGI Keita	46	35	76%	0	1	0	22	15	68%	0	0	0	1	0
4	TSUCHIYA Kaito	46	40	87%	0	0	0	8	5	62%	0	0	0	0	0
5	HONDA Kotaro	30	26	87%	0	0	0	12	10	83%	1	0	1	0	0
6	YAMAMOTO Joi	25	22	88%	0	0	0	7	4	57%	0	0	0	0	0
7	NAKAJIMA Yotaro	38	32	84%	0	0	0	8	6	75%	1	0	1	0	0
10	SATO Ryunosuke	35	32	91%	0	3	1	10	10	100%	3	1	2	0	0
13	YOSHINAGA Yumeki	24	20	83%	0	4	0	7	5	71%	1	1	0	1	0
14	NAWATA Gaku	9	4	44%	0	0	0	2	0	0%	0	0	0	4	1
16	INOUE Alen	7	5	71%	0	0	0	2	2	100%	1	1	0	1	0
17	SHIBATA Shotaro	46	34	74%	0	4	1	11	4	36%	0	0	0	0	0
2	MATSUMOTO Haruto	5	2	40%	0	1	0	4	1	25%	1	1	0	0	0
8	YADA Ryunosuke	14	12	86%	0	0	0	3	3	100%	2	2	0	1	0
9	MICHIWAKI Yutaka	5	4	80%	0	0	0	1	1	100%	0	0	0	0	0
11	TAKAOKA Rento	5	4	80%	0	1	0	1	1	100%	0	0	0	0	0
15	TOKUDA Homare	4	4	100%	0	0	0	0	0	0%	0	0	0	1	0

Japan



# In Possession - Offers & Receptions

			Offer movement types						
#	Player	Total Offers	In Front	In Between	Out to In	In to Out	In Behind	No Movement	Offers Received
1	GOTO Wataru	3	0	0	0	0	0	3	1
3	KOSUGI Keita	18	7	0	0	0	2	9	9
4	TSUCHIYA Kaito	19	1	0	0	0	0	18	6
5	HONDA Kotaro	3	0	0	0	0	0	3	2
6	YAMAMOTO Joi	23	13	7	0	0	0	3	14
7	NAKAJIMA Yotaro	30	20	7	0	0	0	3	12
10	SATO Ryunosuke	44	19	7	2	3	8	5	20
13	YOSHINAGA Yumeki	15	1	0	1	1	11	1	4
14	NAWATA Gaku	24	1	9	0	4	9	1	7
16	INOUE Alen	35	1	11	1	2	17	3	5
17	SHIBATA Shotaro	18	1	3	0	0	10	4	10
2	MATSUMOTO Haruto	7	2	0	0	1	1	3	2
8	YADA Ryunosuke	7	2	4	0	0	0	1	4
9	MICHIWAKI Yutaka	8	0	3	0	0	4	1	1
11	TAKAOKA Rento	16	0	3	1	2	9	1	4
15	TOKUDA Homare	7	0	3	1	0	2	1	1

# INDIVIDUAL DATA OUT OF POSSESSION



U-17 WORLD CUP  
INDONESIA 2023



Spain v Japan



# Out of Possession

## Spain



#	Player	Tackles Made / Won	Blocks	Interceptions	Pressing Direct	Pressing Indirect	Duels Won - Aerial	Duels Won - Physical	Possession Contests won	Clearances	Loose Ball Receptions	Pushing On	Pushing On into Pressing	Possession Regains	Possession Interrupted
1	JIMENEZ Raul	0 / 0	0	0	0	0	0	0	0	0	1	0	0	7	0
2	FORT Hector	3 / 0	5	1	2	14	1	0	1	4	7	20	10	3	7
3	MUNOZ Dani	0 / 0	0	0	0	2	0	0	0	1	4	1	1	1	0
5	CUBARSI Pau	1 / 0	2	1	1	0	2	0	2	6	4	12	1	7	4
6	PRIM Pau	1 / 0	5	0	2	8	1	0	1	2	14	9	2	5	4
7	LOPEZ Pablo	1 / 0	4	1	3	18	0	0	0	1	4	12	8	0	2
9	GUIU Marc	0 / 0	2	1	2	19	1	0	3	0	2	20	13	0	2
10	HERNANDEZ Juan	1 / 0	3	0	5	20	0	0	0	1	4	13	5	1	2
15	CUENCA Andres	0 / 0	1	0	2	0	0	0	0	5	4	2	1	2	4
18	JUNYENT Quim	2 / 0	1	2	10	7	0	0	1	1	9	14	4	3	1
19	YANEZ Daniel	0 / 0	0	0	0	5	0	0	1	0	4	8	4	0	0
8	MARTIN Roberto	0 / 0	0	0	0	2	0	0	0	2	3	0	0	0	2
12	OYONO Igor	0 / 0	1	0	0	6	2	0	2	1	5	4	2	0	1
16	BERNAL Marc	0 / 0	1	0	1	2	0	0	0	0	0	3	2	1	1
17	MESA Oscar	2 / 0	0	0	1	5	0	0	0	1	2	11	1	1	0
20	PAULO IAGO	0 / 0	1	2	1	4	0	0	0	0	2	3	1	0	0

## Out of Possession

Japan



#	Player	Tackles Made / Won	Blocks	Interceptions	Pressing Direct	Pressing Indirect	Duels Won - Aerial	Duels Won - Physical	Possession Contests won	Clearances	Loose Ball Receptions	Pushing On	Pushing On into Pressing	Possession Regains	Possession Interrupted
1	GOTO Wataru	0 / 0	0	0	0	0	0	0	0	0	5	0	0	6	0
3	KOSUGI Keita	4 / 0	3	4	5	6	2	0	2	5	6	15	7	2	6
4	TSUCHIYA Kaito	6 / 0	3	0	5	7	2	0	2	5	8	11	1	6	9
5	HONDA Kotaro	1 / 0	4	0	2	4	0	0	1	8	6	5	2	3	6
6	YAMAMOTO Joi	2 / 0	0	0	1	13	0	0	0	1	6	11	2	1	1
7	NAKAJIMA Yotaro	5 / 0	6	1	4	29	1	0	1	0	9	33	13	4	4
10	SATO Ryunosuke	4 / 0	2	1	13	32	0	0	1	0	2	40	22	1	2
13	YOSHINAGA Yumeki	0 / 0	0	0	3	40	0	0	0	1	3	40	31	0	1
14	NAWATA Gaku	0 / 0	0	0	2	36	1	0	1	0	3	44	30	0	0
16	INOUE Alen	0 / 0	2	0	2	48	1	1	2	0	1	50	25	1	1
17	SHIBATA Shotaro	1 / 0	5	0	4	15	1	0	1	1	10	37	10	2	4
2	MATSUMOTO Haruto	0 / 0	1	0	0	2	0	0	0	1	0	1	0	2	0
8	YADA Ryunosuke	0 / 0	2	2	2	5	0	0	0	1	2	3	1	2	1
9	MICHIWAKI Yutaka	0 / 0	0	0	0	13	1	0	1	1	0	17	10	1	0
11	TAKAOKA Rento	3 / 0	0	0	3	16	0	0	0	0	1	16	9	0	0
15	TOKUDA Homare	0 / 0	1	0	1	9	1	0	1	0	1	9	7	0	0



# INDIVIDUAL DATA PHYSICAL



Spain v Japan



## Physical Data

Spain



#	Player	Total Distance (m)	Zone 1: 0-7 km/h (m)	Zone 2: 7-15 km/h (m)	Zone 3: 15-20 km/h (m)	Zone 4: 20-25 km/h (m)	Zone 5: 25+ km/h (m)	High Speed Runs (Zone 4)	Sprints (Zone 5)	Top Speed (km/h)
1	JIMENEZ Raul	4816.8	3724.8	952.3	106.5	33.2	0	12.0	2.0	26.3
2	FORT Hector	11005.0	4225.9	4591.3	1465.9	532.6	189.3	131.0	51.0	30.3
3	MUNOZ Dani	4577.3	1745.3	1901.9	466.4	325.9	138.2	38.0	21.0	30.2
5	CUBARSI Pau	10090.2	4190.5	4634.4	881.9	219.0	164.5	85.0	23.0	32.4
6	PRIM Pau	12415.5	3617.9	6442.4	1736.9	538.8	79.5	153.0	42.0	31.7
7	LOPEZ Pablo	7697.7	2400.9	3717.2	857.5	524.2	197.8	71.0	42.0	33.7
9	GUIU Marc	8559.3	3978.3	2863.9	778.0	561.5	377.5	87.0	52.0	33.9
10	HERNANDEZ Juan	11200.5	3284.0	5567.8	1583.8	619.4	145.6	139.0	49.0	30.9
15	CUENCA Andres	9500.5	4056.7	4081.4	878.8	398.1	85.5	94.0	30.0	30.1
18	JUNYENT Quim	12483.9	3876.2	6102.1	1734.0	584.2	188.5	154.0	47.0	30.0
19	YANEZ Daniel	5746.7	1891.3	2623.4	910.3	286.2	35.6	71.0	17.0	30.2
8	MARTIN Roberto	1332.9	426.4	536.6	187.1	116.2	66.5	18.0	9.0	28.7
12	OYONO Igor	5449.2	2177.5	2194.9	566.7	319.3	190.2	53.0	31.0	31.6
16	BERNAL Marc	1401.6	349.8	606.5	237.7	198.6	9.0	21.0	10.0	26.9
17	MESA Oscar	6472.8	2394.9	2800.1	673.2	513.9	90.6	63.0	33.0	32.8
20	PAULO IAGO	4323.2	1355.3	1948.9	759.2	241.2	18.6	52.0	15.0	27.9

## Physical Data

Japan



#	Player	Total Distance (m)	Zone 1: 0-7 km/h (m)	Zone 2: 7-15 km/h (m)	Zone 3: 15-20 km/h (m)	Zone 4: 20-25 km/h (m)	Zone 5: 25+ km/h (m)	High Speed Runs (Zone 4)	Sprints (Zone 5)	Top Speed (km/h)
1	GOTO Wataru	3363.1	2748.7	519.9	88.8	5.7	0	14.0	1.0	20.4
3	KOSUGI Keita	10688.8	4075.6	4453.0	1153.3	745.0	262.9	123.0	56.0	29.6
4	TSUCHIYA Kaito	9505.6	4046.5	3862.1	1084.6	361.2	151.1	106.0	30.0	30.9
5	HONDA Kotaro	9635.4	3727.9	4476.6	860.4	383.5	186.9	86.0	36.0	33.0
6	YAMAMOTO Joi	9162.9	2692.1	4401.9	1519.2	494.8	55.0	134.0	31.0	32.4
7	NAKAJIMA Yotaro	10253.5	2588.0	5601.5	1570.8	415.3	77.9	137.0	37.0	33.3
10	SATO Ryunosuke	13097.0	4456.9	5486.4	1867.6	833.0	451.8	146.0	65.0	33.3
13	YOSHINAGA Yumeki	9230.8	3553.8	3599.1	1047.7	823.4	206.8	103.0	69.0	32.5
14	NAWATA Gaku	9509.4	2698.8	4866.0	1271.4	631.4	41.8	121.0	51.0	31.8
16	INOUE Aken	7658.8	2560.3	3275.6	1007.9	510.8	304.8	98.0	46.0	32.7
17	SHIBATA Shotaro	10959.5	3960.8	4677.5	1269.1	737.6	314.5	119.0	61.0	32.3
2	MATSUMOTO Haruto	2419.8	701.3	910.1	426.4	305.1	76.9	31.0	14.0	30.5
8	YADA Ryunosuke	3450.5	926.8	1532.7	660.4	240.2	90.1	60.0	15.0	30.6
9	MICHIWAKI Yutaka	3304.1	1091.4	1225.2	549.5	294.1	144.1	49.0	20.0	31.0
11	TAKAOKA Rento	4043.5	1406.7	1620.7	496.1	365.1	155.7	45.0	27.0	33.1
15	TOKUDA Homare	2303.1	872.9	840.6	371.0	177.8	40.8	32.0	12.0	29.9

