



U-17 WORLD CUP
INDONESIA 2023



Germany 3 - 2 USA

Round of 16 - Match 44

21 November 2023

15:30 Kick Off

Si Jalak Harupat Stadium

POST MATCH SUMMARY REPORT

Match Summary - Teams



Germany



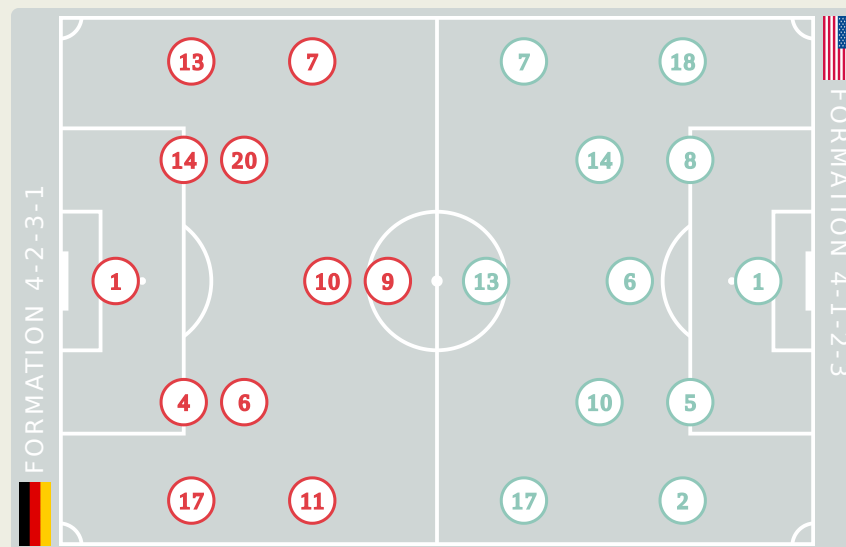
USA

STARTING

1	GK	SCHMITT Max	
4	DF	JELTSCH Finn	61'
6	MF	HARCHAOUI Fayssal	63'
7	FW	BRUNNER Paris	90+5'
9	FW	MOERSTEDT Max	34', 86'
10	MF	DARVICH Noah (C)	63'
11	MF	HERRMANN Charles	14'
13	DF	HENNIG Maximilian	86'
14	DF	ODOGU David	
17	DF	DA SILVA MOREIRA Eric	
20	FW	RAMSAK Robert	

SUBSTITUTES

12	GK	HEIDE Konstantin	
21	GK	BABATZ Louis	
2	MF	RUEGER Kurt	86'
3	DF	KABAR Almugera	63'
5	DF	DAL Maxim	
8	DF	HERWERTH Maximilian	90+5'
15	DF	VON DER HITZ Justin	
16	MF	OSAWA Winners	63'
18	MF	YALCINKAYA Bilal	86', 87'
19	MF	OUEDRAOGO Assan	



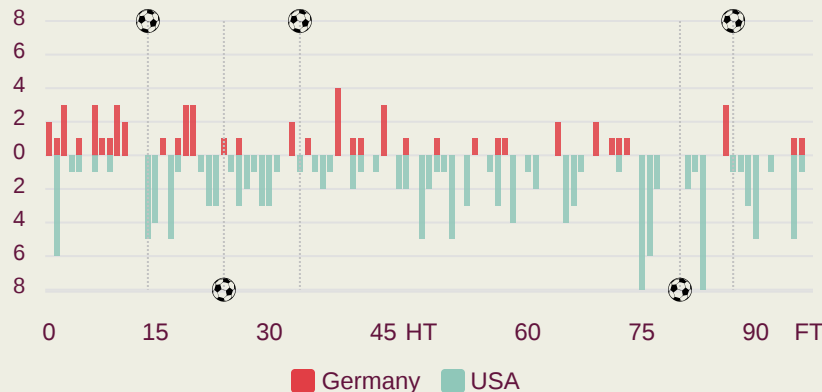
STARTING

BEAUDRY Adam	GK	1	
VERHOEVEN Oscar	DF	2	
86'	HAWKINS Stuart	DF	5
CORCORAN Matthew	MF	6	
86'	BERCHIMAS Nimfasha	FW	7
(C) SOMA Pedro	MF	8	
86'	MEDINA Cruz	MF	10
60'	MILLER Peyton	FW	13
24'	HABROUNE Taha	MF	14
78'	FIGUEROA Keyrol	FW	17
HARANGI Aiden	DF	18	

SUBSTITUTES

FERREE Duran	GK	12	
CAMPAGNOLO Zackory	GK	21	
86'	REID-BROWN Tahir	DF	3
78'	BURTON Micah	FW	9
80'	VAZQUEZ David	FW	11
86'	MORALES Santi	MF	16
86'	JAMISON Bryce	FW	20

Distribution in the Final Third



Match Summary - Key Statistics



Germany



USA



Possession

Total	33.1%	10.1%	56.8%	Total
3	Goals			2
14 (6)	Attempts at Goal (On Target)			13 (4)
262 (205)	Total Passes (Complete)			533 (459)
78 %	Pass Completion %			86 %
52	Completed Line Breaks			114
5	Defensive Line Breaks			11
43	Receptions in the Final Third			112
11	Crosses			19
15	Ball Progressions			27
260 (78)	Defensive Pressures Applied (Direct Pressures)			142 (49)
68	Forced Turnovers			32
63	Second Balls			72
104.2 km	Total Distance Covered			107.1 km
5.4 km	Zone 4 - Low Speed Sprinting: 20-25 km/h			6 km



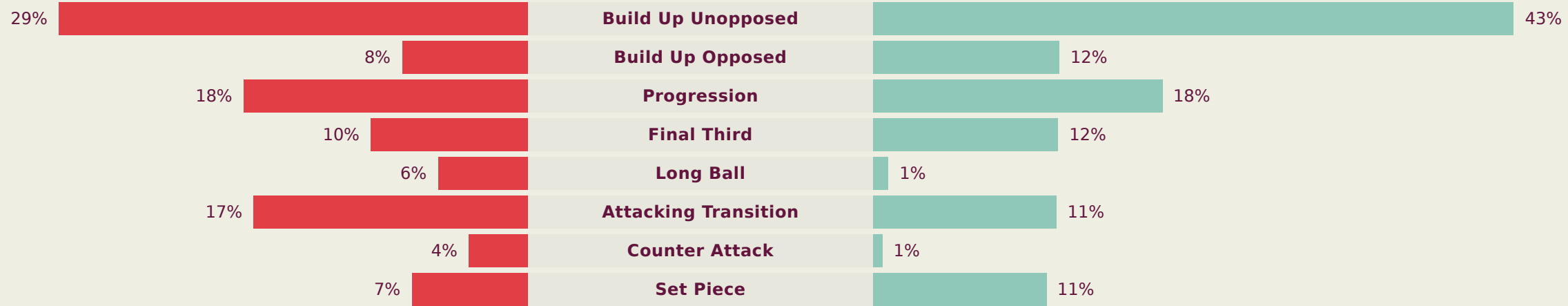
Germany

Phases of Play

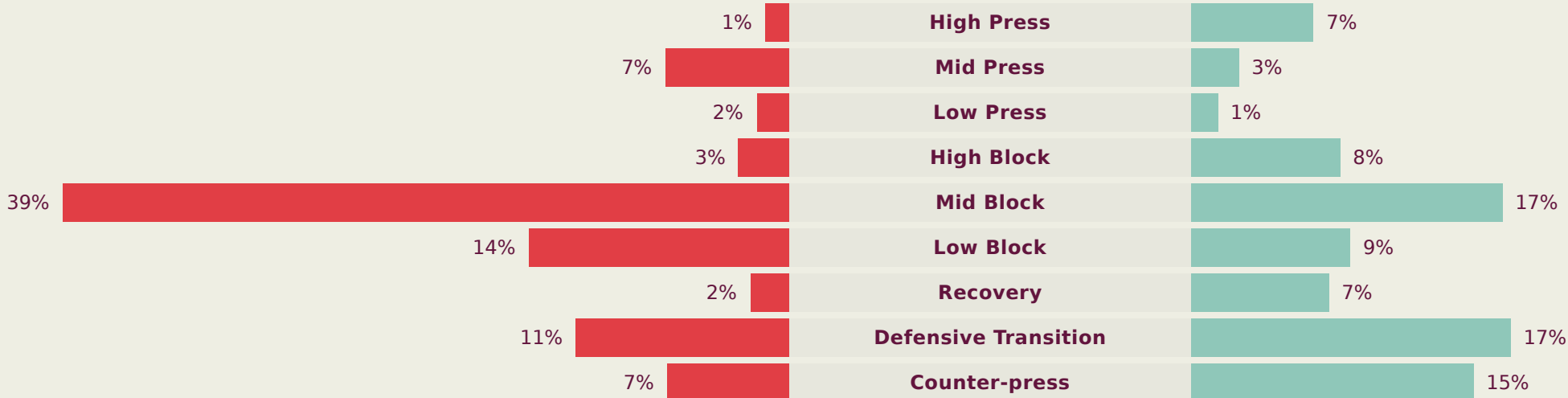


USA

IN POSSESSION



OUT OF POSSESSION



IN POSSESSION

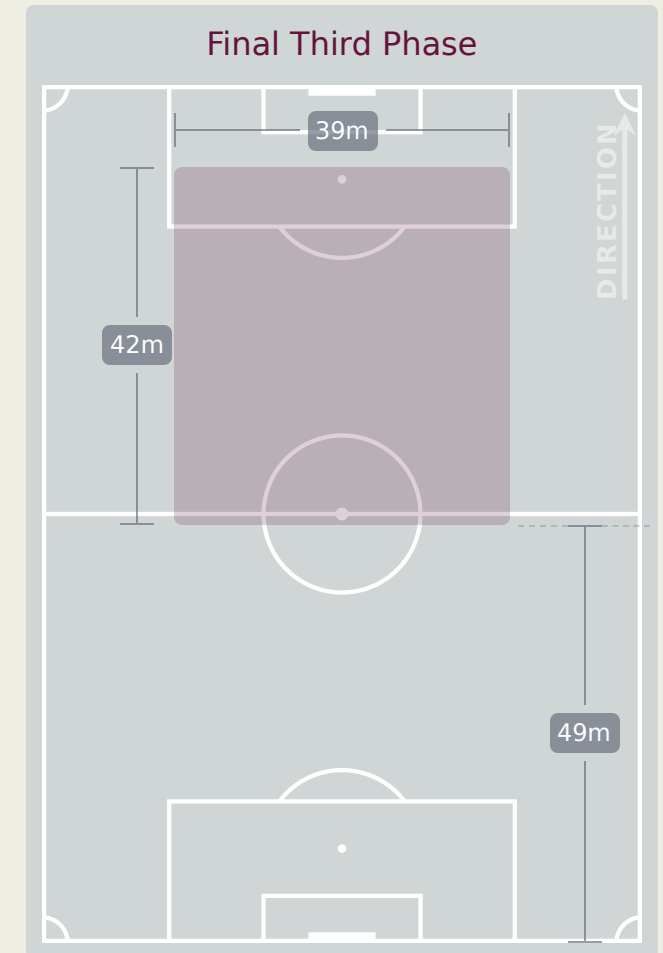
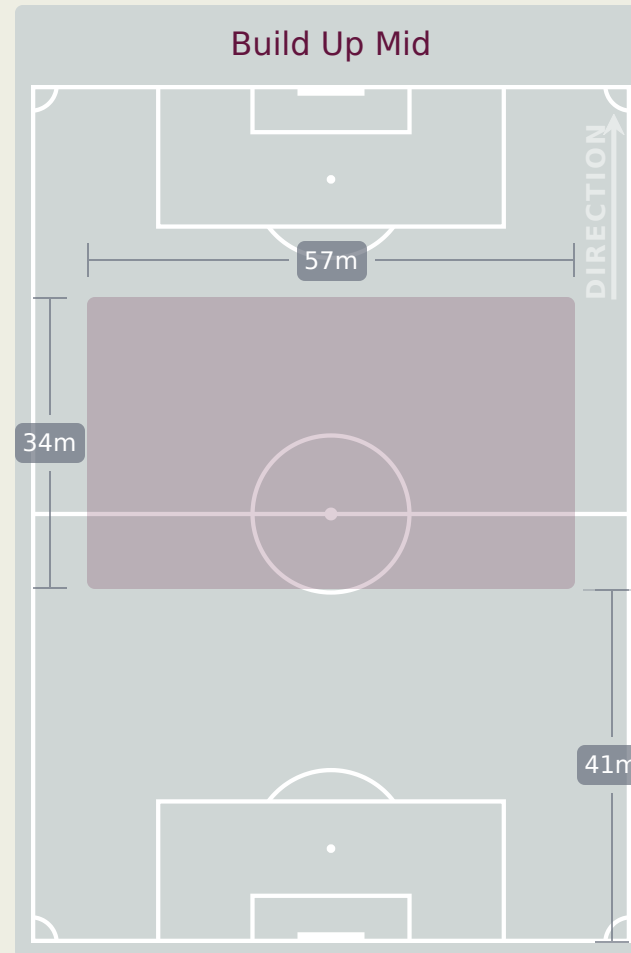
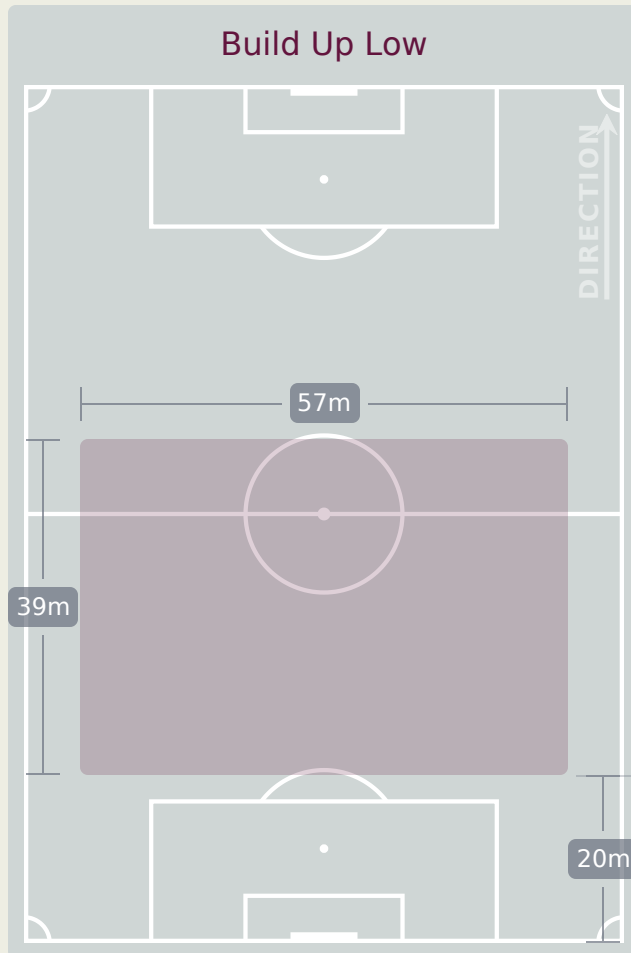


Germany v USA

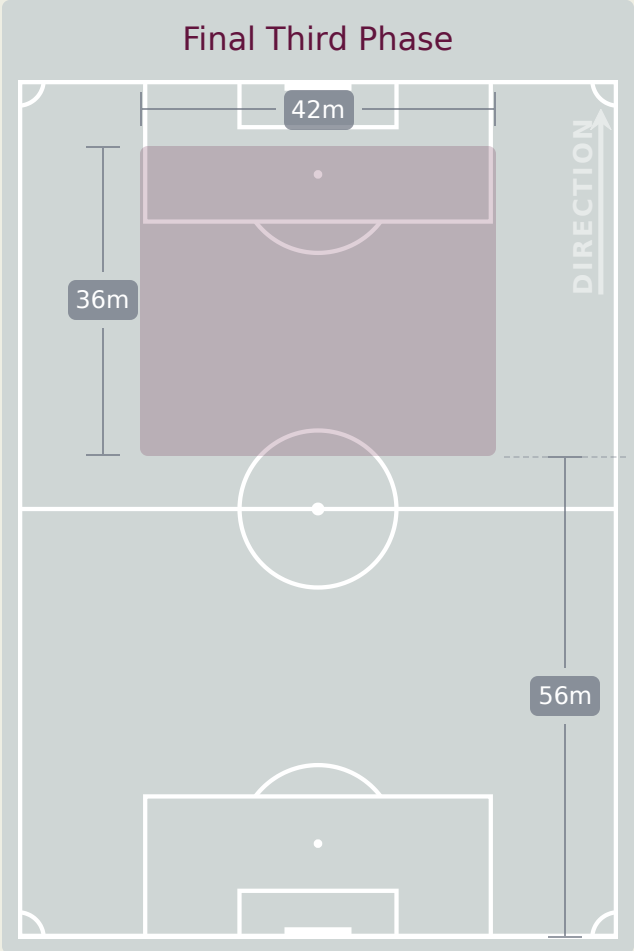
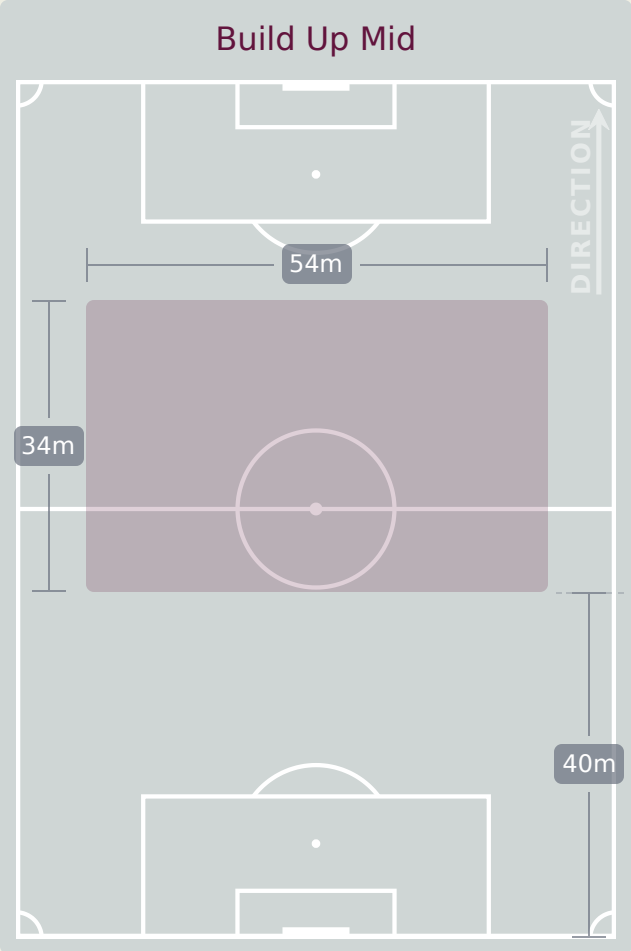
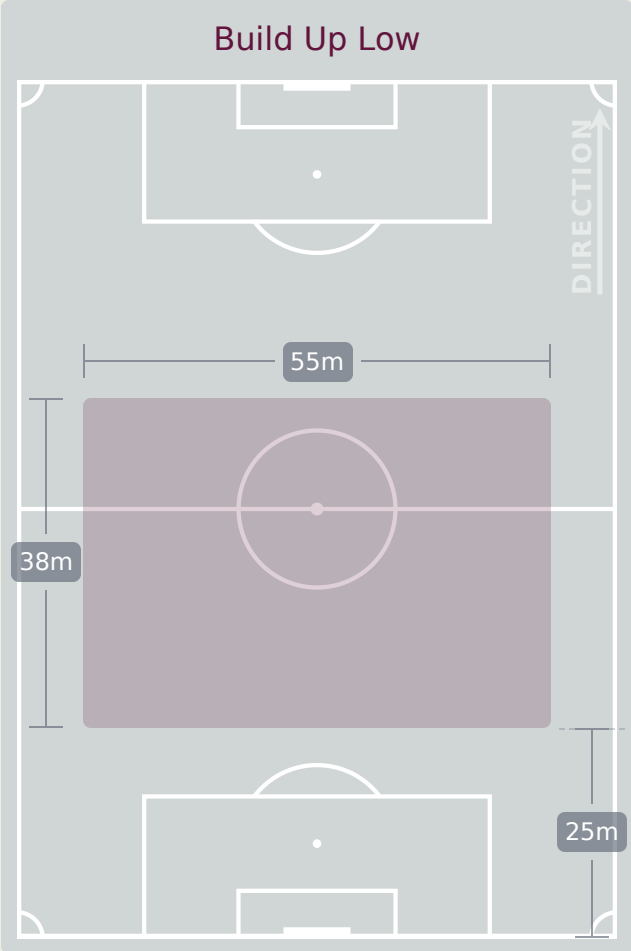


In Possession Line Height & Team Length

Germany



In Possession Line Height & Team Length



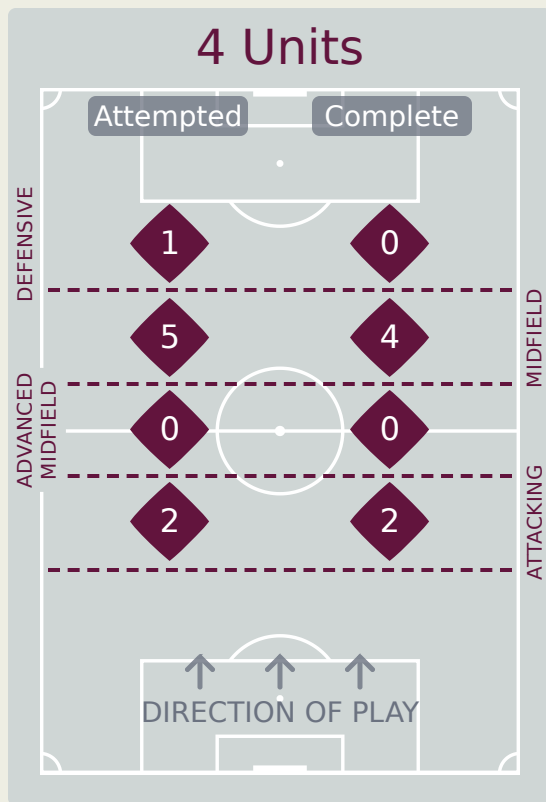
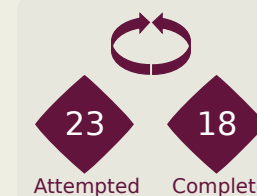

Line Breaks



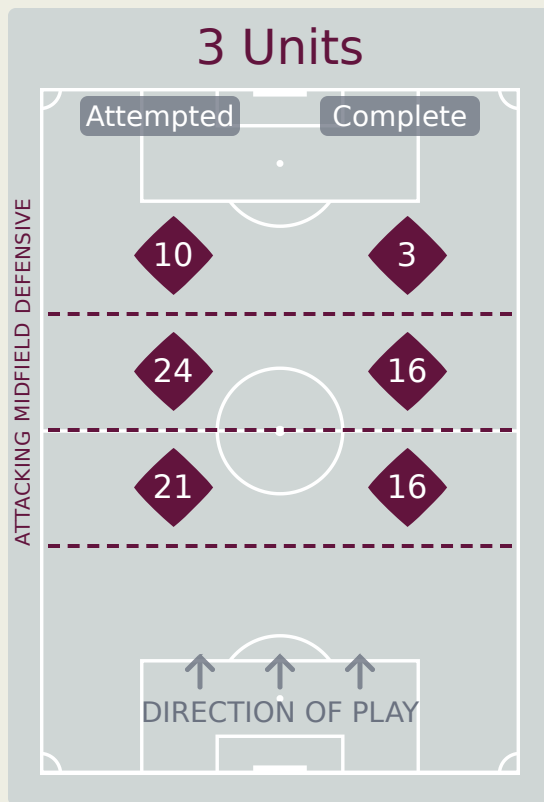
Germany

Attempted Line Breaks

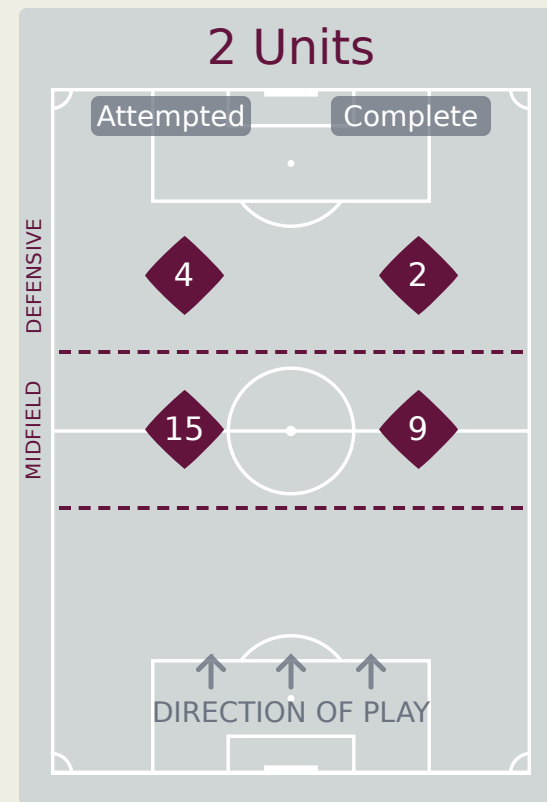
82



Attempted Line Breaks	8
Inside Shape	4
Outside Shape	4



Attempted Line Breaks	55
Inside Shape	34
Outside Shape	21



Attempted Line Breaks	19
Inside Shape	15
Outside Shape	4

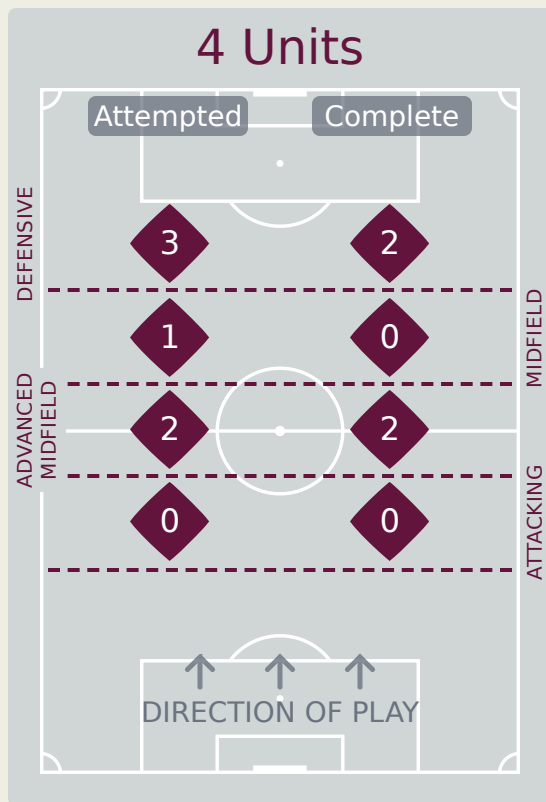
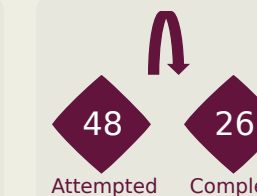
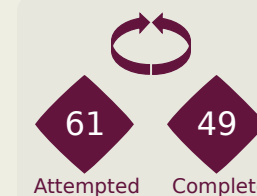
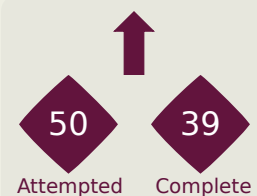
Line Breaks



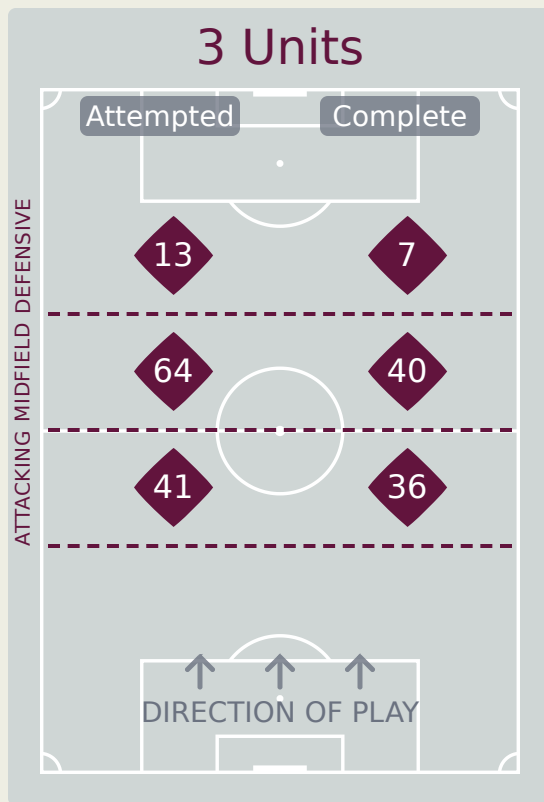
USA

Attempted Line Breaks

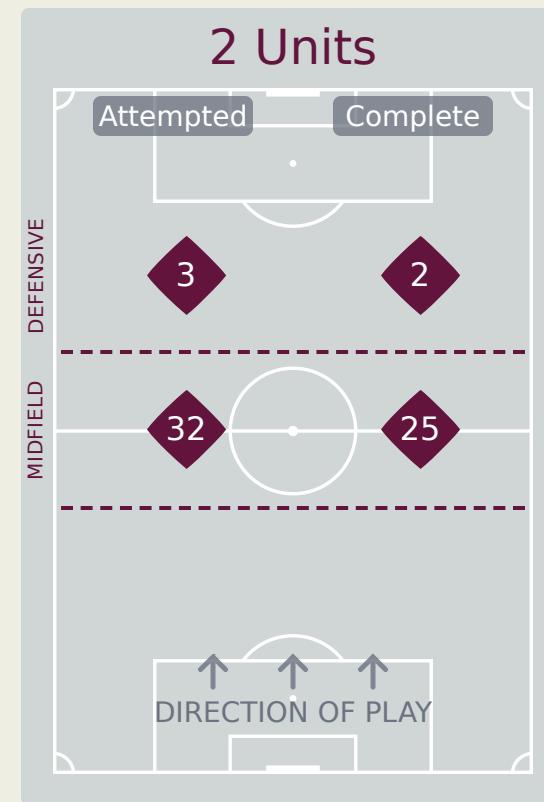
159



Attempted Line Breaks	6
Inside Shape	2
Outside Shape	4



Attempted Line Breaks	118
Inside Shape	68
Outside Shape	50



Attempted Line Breaks	35
Inside Shape	21
Outside Shape	14

Line Breaks

Germany



					4 Units				3 Units			2 Units		Direction			Distribution Type		
#	Player	Line Breaks Attempted	Line Breaks Completed	Line Break Completion %	Attacking Line	Attacking Midfield Line	Midfield Line	Defensive Line	Attacking Line	Midfield Line	Defensive Line	Midfield Line	Defensive Line	Through	Around	Over	Pass	Cross	Ball Progression
1	SCHMITT Max	14	9	64%	1	0	2	0	4	5	0	2	0	1	1	12	14	0	0
4	JELTSCH Finn	17	11	64%	0	0	0	0	11	2	1	3	0	4	5	8	15	0	2
6	HARCHAOUI Fayssal	6	5	83%	1	0	0	0	1	4	0	0	0	0	6	0	6	0	0
7	BRUNNER Paris	5	3	60%	0	0	0	0	0	4	1	0	0	1	1	3	4	0	1
9	MOERSTEDT Max	2	1	50%	0	0	1	0	0	0	0	1	0	1	1	0	2	0	0
10	DARVICH Noah	7	4	57%	0	0	0	1	0	2	2	1	1	2	0	5	5	2	0
11	HERRMANN Charles	1	1	100%	0	0	0	0	0	0	0	1	0	1	0	0	1	0	0
13	HENNIG Maximilian	6	5	83%	0	0	1	0	2	1	0	1	1	2	2	2	5	0	1
14	ODOGU David	4	2	50%	0	0	0	0	1	1	0	2	0	0	2	2	4	0	0
17	DA SILVA MOREIRA Eric	12	5	41%	0	0	1	0	0	3	4	2	2	4	1	7	10	1	1
20	RAMSAK Robert	2	1	50%	0	0	0	0	1	0	1	0	0	1	1	0	2	0	0
2	RUEGER Kurt	0	0	0%	0	0	0	0	0	0	0	0	0	0	0	0	0	0	0
3	KABAR Almugera	0	0	0%	0	0	0	0	0	0	0	0	0	0	0	0	0	0	0
8	HERWERTH Maximilian	0	0	0%	0	0	0	0	0	0	0	0	0	0	0	0	0	0	0
16	OSAWE Winners	4	3	75%	0	0	0	0	1	1	0	2	0	1	2	1	4	0	0
18	YALCINKAYA Bilal	2	2	100%	0	0	0	0	0	1	1	0	0	1	1	0	1	0	1



Line Breaks

					4 Units				3 Units			2 Units		Direction			Distribution Type		
#	Player	Line Breaks Attempted	Line Breaks Completed	Line Break Completion %	Attacking Line	Attacking Midfield Line	Midfield Line	Defensive Line	Attacking Line	Midfield Line	Defensive Line	Midfield Line	Defensive Line	Through	Around	Over	Pass	Cross	Ball Progression
1	BEAUDRY Adam	6	3	50%	0	0	0	0	1	4	0	1	0	0	1	5	6	0	0
2	VERHOEVEN Oscar	20	12	60%	0	0	0	1	3	10	3	2	1	3	8	9	18	2	0
5	HAWKINS Stuart	24	22	91%	0	0	0	0	13	6	0	5	0	10	11	3	21	0	3
6	CORCORAN Matthew	15	12	80%	0	0	0	0	5	4	2	4	0	5	7	3	14	0	1
7	BERCHIMAS Nimfasha	9	4	44%	0	0	0	0	1	6	1	1	0	5	1	3	9	0	0
8	SOMA Pedro	24	21	87%	0	1	0	0	11	3	2	7	0	14	5	5	23	0	1
10	MEDINA Cruz	13	8	61%	0	0	0	0	0	8	3	2	0	5	6	2	8	1	4
13	MILLER Peyton	3	2	66%	0	0	0	1	0	1	0	0	1	0	1	2	3	0	0
14	HABROUNE Taha	12	7	58%	0	0	0	0	2	9	0	1	0	4	6	2	11	1	0
17	FIGUEROA Keyrol	3	2	66%	0	0	0	0	0	3	0	0	0	1	1	1	3	0	0
18	HARANGI Aiden	20	17	85%	0	1	0	0	5	7	2	5	0	1	11	8	17	1	2
3	REID-BROWN Tahir	0	0	0%	0	0	0	0	0	0	0	0	0	0	0	0	0	0	0
9	BURTON Micah	0	0	0%	0	0	0	0	0	0	0	0	0	0	0	0	0	0	0
11	VAZQUEZ David	8	3	37%	0	0	1	1	0	2	0	3	1	1	2	5	3	4	1
16	MORALES Santi	1	1	100%	0	0	0	0	0	0	0	1	0	0	1	0	1	0	0
20	JAMISON Bryce	1	0	0%	0	0	0	0	0	1	0	0	0	1	0	0	0	0	1

Passing Networks



#	Passes From ↓ to →	SCHMITT Max	JELTSCH Finn	HARCHAOUI Fayssal	BRUNNER Paris	MOERSTEDT Max	DARVICH Noah	HERRMANN Charles	HENNIG Maximilian	ODOGU David	DA SILVA MOREIRA Eric	RAMSAK Robert	RUEGER Kurt	KABAR Almugera	HERWERTH Maximilian	OSAWA Winners	YALCINKAYA Bilal
1	SCHMITT Max	13	8	1	1	0	1	0	6	7	2	0	0	0	0	0	0
4	JELTSCH Finn	13	8	4	0	2	3	2	2	7	8	0	0	0	0	0	0
6	HARCHAOUI Fayssal	0	4	4	0	0	2	3	1	3	5	0	0	0	0	0	0
7	BRUNNER Paris	0	0	1	4	1	1	0	1	0	0	2	0	1	0	0	1
9	MOERSTEDT Max	0	3	0	2	4	0	1	0	0	0	2	0	0	0	0	0
10	DARVICH Noah	0	0	0	0	0	4	3	1	1	0	0	0	0	0	0	0
11	HERRMANN Charles	0	2	0	0	0	2	4	1	0	0	0	0	0	0	0	0
13	HENNIG Maximilian	2	0	1	5	0	0	0	4	3	0	4	0	0	0	0	0
14	ODOGU David	4	11	3	0	0	0	0	4	4	1	1	0	0	0	0	0
17	DA SILVA MOREIRA Eric	2	6	2	0	2	2	6	0	0	4	0	0	0	0	0	0
20	RAMSAK Robert	0	0	1	1	0	0	1	2	0	2	4	0	0	0	1	0
2	RUEGER Kurt	1	0	0	0	0	0	0	0	0	0	0	4	0	0	0	0
3	KABAR Almugera	0	1	0	1	0	0	0	0	3	0	0	0	4	0	0	0
8	HERWERTH Maximilian	0	0	0	0	0	0	0	0	0	0	0	0	0	4	0	0
16	OSAWA Winners	1	0	0	1	1	0	0	0	0	1	1	0	0	0	4	0
18	YALCINKAYA Bilal	0	0	0	0	0	0	1	0	0	0	0	1	0	0	0	4

Top 5 Player to Player Passers		
Player	Passed To	% of Total Team Passes
JELTSCH Finn	SCHMITT Max	6.8%
ODOGU David	JELTSCH Finn	5.8%
SCHMITT Max	JELTSCH Finn	4.2%
JELTSCH Finn	DA SILVA MOREIRA Eric	4.2%
SCHMITT Max	ODOGU David	3.7%



Passing Networks

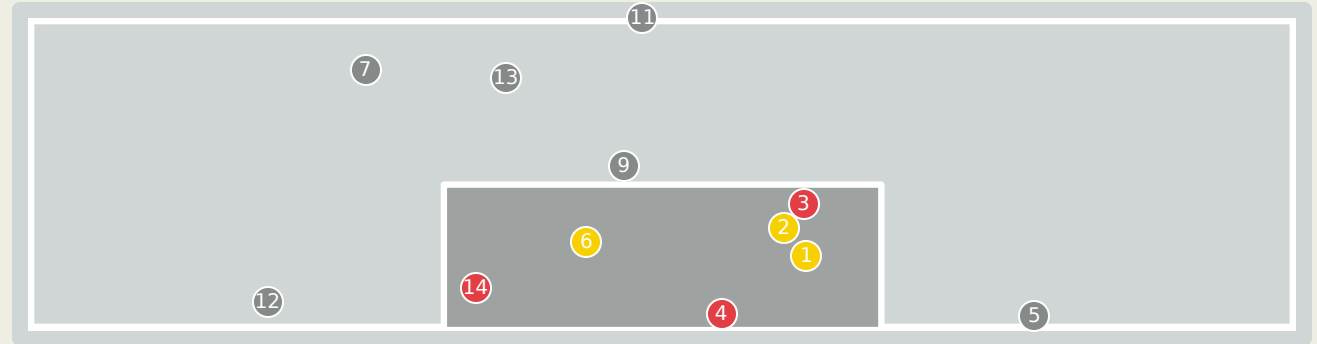
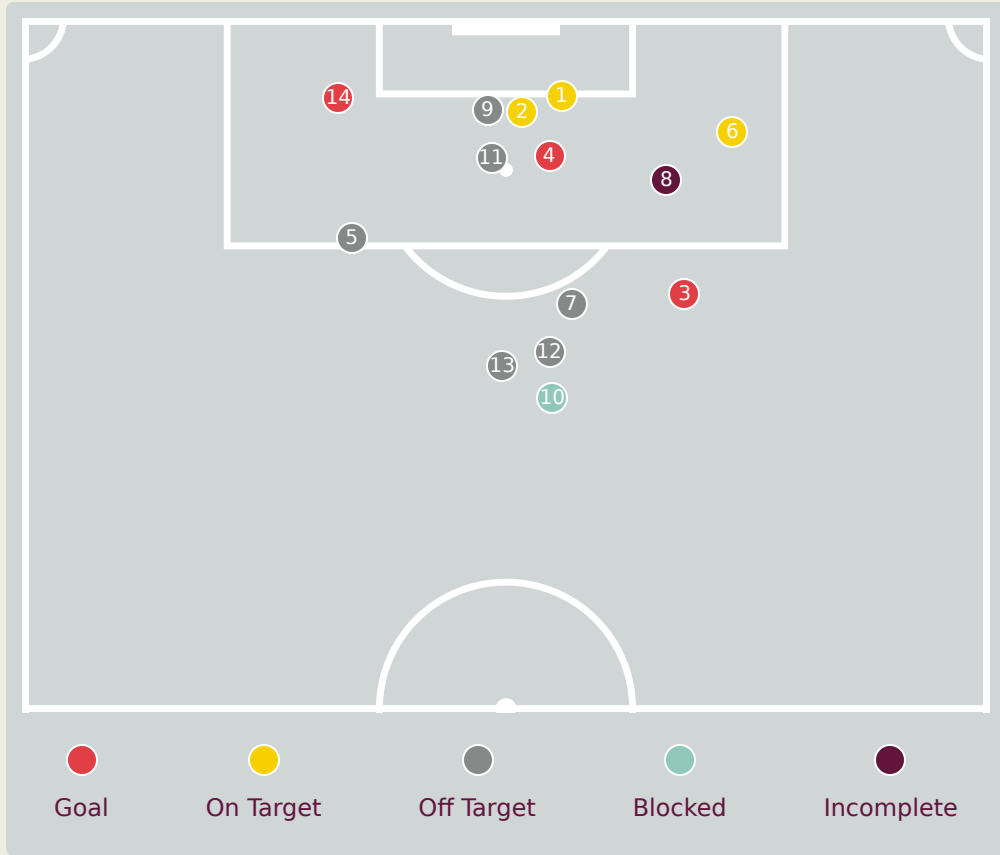
#	Passes From ↓ to →	BEAUDRY Adam	VERHOEVEN Oscar	HAWKINS Stuart	CORCORAN Matthew	BERCHIMAS Nimfasha	SOMA Pedro	MEDINA Cruz	MILLER Peyton	HABROUNE Taha	FIGUEROA Keyrol	HARANGI Aiden	REID-BROWN Tahir	BURTON Micah	VAZQUEZ David	MORALES Santi	JAMISON Bryce
1	BEAUDRY Adam	0	2	9	0	0	10	0	1	0	0	4	0	0	0	0	1
2	VERHOEVEN Oscar	1	0	19	4	0	3	3	3	0	1	1	0	0	1	1	0
5	HAWKINS Stuart	2	20	0	10	0	40	9	4	1	1	2	0	0	2	0	0
6	CORCORAN Matthew	0	5	9	0	1	10	5	3	2	2	3	0	0	0	0	0
7	BERCHIMAS Nimfasha	0	0	0	0	0	1	2	0	2	1	4	0	0	1	0	0
8	SOMA Pedro	3	4	46	7	6	0	1	0	11	1	11	1	0	1	0	1
10	MEDINA Cruz	0	9	2	4	3	3	0	4	5	2	0	0	0	0	0	0
13	MILLER Peyton	0	2	0	3	0	0	6	0	1	0	0	0	0	0	0	0
14	HABROUNE Taha	0	0	3	3	6	4	5	1	0	2	2	0	0	1	0	0
17	FIGUEROA Keyrol	0	1	0	2	2	1	1	1	1	0	0	0	0	0	0	0
18	HARANGI Aiden	4	0	2	2	6	7	0	0	7	1	0	0	0	0	0	1
3	REID-BROWN Tahir	0	0	0	0	0	0	0	0	0	0	0	0	0	0	0	0
9	BURTON Micah	0	0	0	0	0	0	0	0	0	0	0	0	0	0	0	0
11	VAZQUEZ David	0	0	1	0	1	2	3	0	0	0	0	0	1	0	0	0
16	MORALES Santi	0	0	0	1	0	0	0	0	1	0	0	0	0	1	0	0
20	JAMISON Bryce	0	0	0	0	0	0	0	0	1	0	0	0	0	0	1	0






Top 5 Player to Player Passers		
Player	Passed To	% of Total Team Passes
SOMA Pedro	HAWKINS Stuart	10.9%
HAWKINS Stuart	SOMA Pedro	9.5%
HAWKINS Stuart	VERHOEVEN Oscar	4.7%
VERHOEVEN Oscar	HAWKINS Stuart	4.5%

SOMA Pedro	HABROUNE Taha	2.6%
------------	---------------	------

Attempts at Goal

Germany 



Key	Outcome	Shots
	Goals	3
	On Target	3
	Off Target	6
	Blocked	1
	Incomplete	1

Attempts at Goal

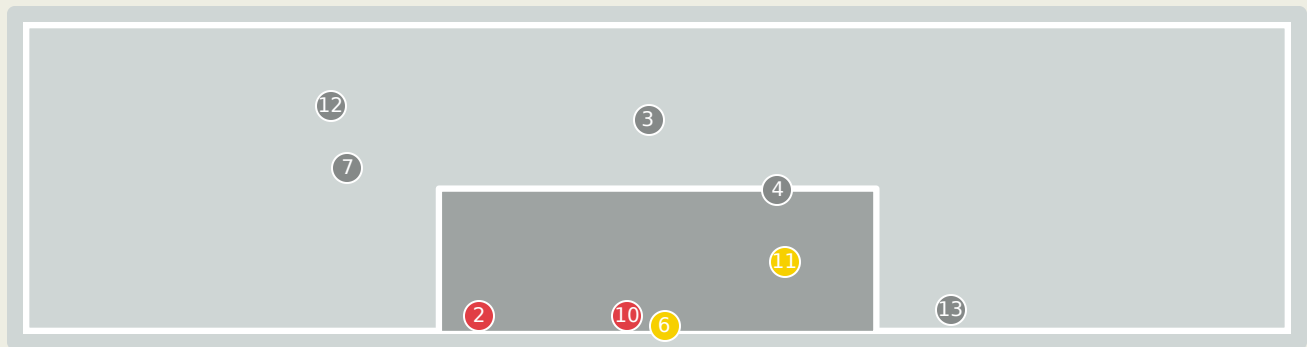
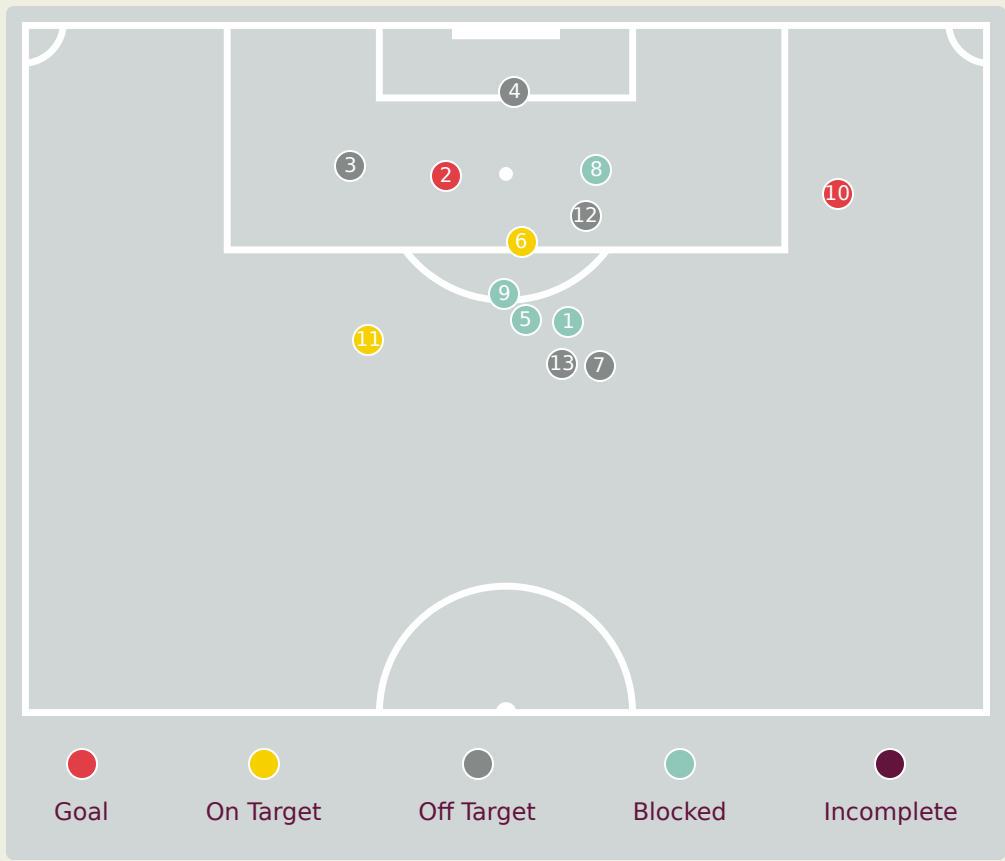
Germany



Time	Player	Outcome	Body Part	Delivery Type
8	7 BRUNNER Paris	On Target - Saved	Right Foot	Loose Ball
10	7 BRUNNER Paris	On Target - Saved	Head	Cross
13	11 HERRMANN Charles	On Target - Goal	Left Foot	Freekick
33	9 MOERSTEDT Max	On Target - Goal	Right Foot	Cross
36	9 MOERSTEDT Max	Off Target	Right Foot	Loose Ball
42	17 DA SILVA MOREIRA Eric	On Target - Saved	Right Foot	Ball Progression
46	11 HERRMANN Charles	Off Target	Left Foot	Pass
64	11 HERRMANN Charles	Incomplete	Left Foot	Pass
64	9 MOERSTEDT Max	Off Target	Head	Loose Ball
69	3 KABAR Almugera	Incomplete - Blocked	Left Foot	Freekick
69	7 BRUNNER Paris	Off Target	Right Foot	Cross
72	7 BRUNNER Paris	Deflected Off Target - Defensive Event	Right Foot	Pass
73	16 OSAWE Winners	Off Target	Right Foot	Loose Ball
86	18 YALCINKAYA Bilal	On Target - Goal	Left Foot	Ball Progression



Attempts at Goal



Key	Outcome	Shots
●	Goals	2
●	On Target	2
●	Off Target	5
●	Blocked	4
●	Incomplete	0



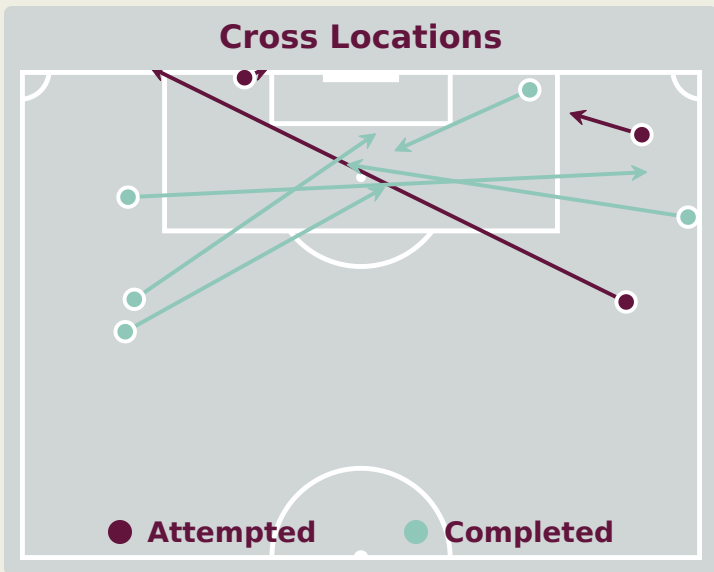
Attempts at Goal

Time	Player	Outcome	Body Part	Delivery Type
14	10 MEDINA Cruz	Incomplete - Blocked	Right Foot	Loose Ball
23	14 HABROUNE Taha	On Target - Goal	Right Foot	Loose Ball
44	13 MILLER Peyton	Off Target	Right Foot	Pass
49	13 MILLER Peyton	Off Target	Head	Corner
52	17 FIGUEROA Keyrol	Incomplete - Blocked	Right Foot	Freekick
55	6 CORCORAN Matthew	On Target - Saved	Right Foot	Loose Ball
58	8 SOMA Pedro	Off Target	Left Foot	Ball Progression
66	10 MEDINA Cruz	Incomplete - Blocked	Right Foot	Loose Ball
76	17 FIGUEROA Keyrol	Incomplete - Blocked	Right Foot	Pass
79	11 VAZQUEZ David	On Target - Goal	Left Foot	Freekick
89	6 CORCORAN Matthew	On Target - Saved	Right Foot	Loose Ball
90	11 VAZQUEZ David	Off Target	Left Foot	Loose Ball
93	6 CORCORAN Matthew	Off Target	Right Foot	Freekick

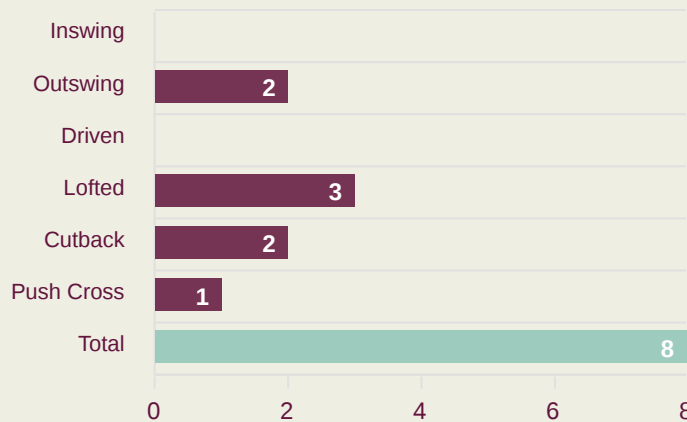
Germany



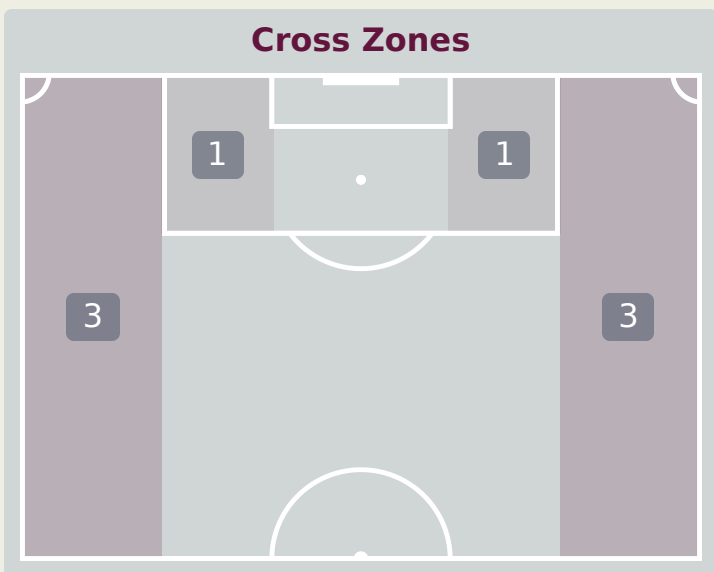
Crosses (Open Play)



Delivery Type



#	Player	Inswing	Outswing	Driven	Lofted	Cutback	Push Cross	Total Attempted
1	SCHMITT Max	0	0	0	0	0	0	0
4	JELTSCH Finn	0	0	0	0	0	0	0
6	HARCHAOUI Fayssal	0	0	0	0	0	0	0
7	BRUNNER Paris	0	0	0	1	0	0	1
9	MOERSTEDT Max	0	0	0	0	0	0	0
10	DARVICH Noah	0	1	0	1	0	0	2
11	HERRMANN Charles	0	0	0	1	1	0	2
13	HENNIG Maximilian	0	0	0	0	1	0	1
14	ODOGU David	0	0	0	0	0	0	0
17	DA SILVA MOREIRA Eric	0	1	0	0	0	1	2
20	RAMSAK Robert	0	0	0	0	0	0	0
2	RUEGER Kurt	0	0	0	0	0	0	0
3	KABAR Almugera	0	0	0	0	0	0	0
8	HERWERTH Maximilian	0	0	0	0	0	0	0
16	OSAWE Winners	0	0	0	0	0	0	0
18	YALCINKAYA Bilal	0	0	0	0	0	0	0



Attempted

8

Completed

5

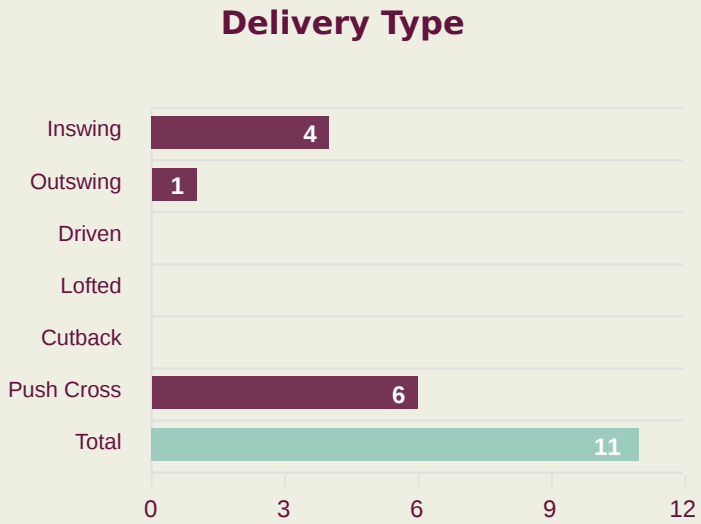
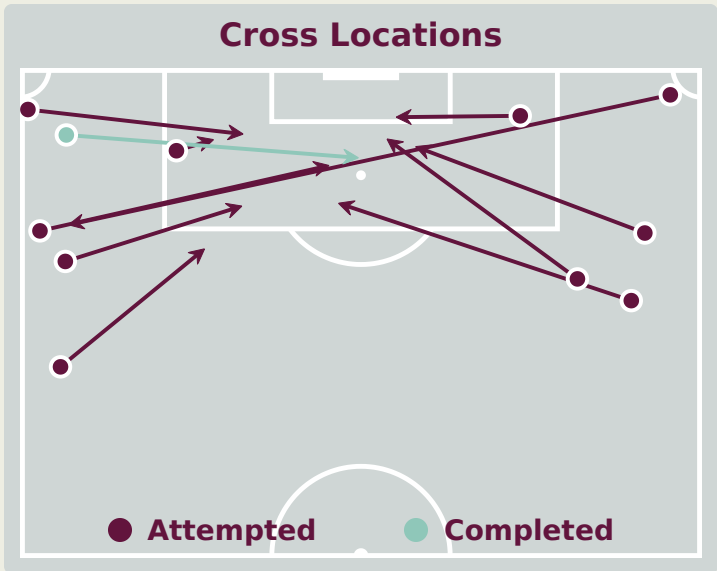
Most Crosses Attempted

2

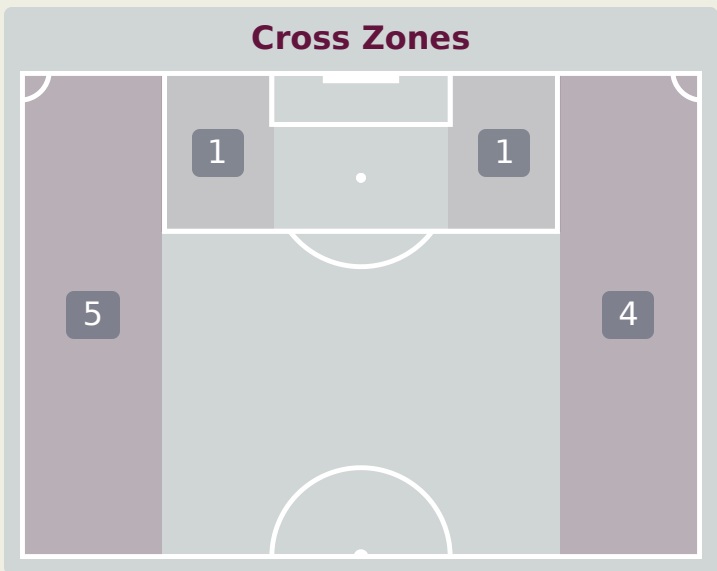
DARVICH Noah
ATTACKING MIDFIELD



Crosses (Open Play)



#	Player	Inswing	Outswing	Driven	Lofted	Cutback	Push Cross	Total Attempted
1	BEAUDRY Adam	0	0	0	0	0	0	0
2	VERHOEVEN Oscar	1	0	0	0	0	2	3
5	HAWKINS Stuart	0	0	0	0	0	0	0
6	CORCORAN Matthew	0	0	0	0	0	0	0
7	BERCHIMAS Nimfasha	0	0	0	0	0	2	2
8	SOMA Pedro	0	0	0	0	0	0	0
10	MEDINA Cruz	0	0	0	0	0	0	0
13	MILLER Peyton	0	0	0	0	0	1	1
14	HABROUNE Taha	0	1	0	0	0	0	1
17	FIGUEROA Keyrol	0	0	0	0	0	0	0
18	HARANGI Aiden	0	0	0	0	0	1	1
3	REID-BROWN Tahir	0	0	0	0	0	0	0
9	BURTON Micah	0	0	0	0	0	0	0
11	VAZQUEZ David	2	0	0	0	0	0	2
16	MORALES Santi	1	0	0	0	0	0	1
20	JAMISON Bryce	0	0	0	0	0	0	0



Attempted

11

Completed

1

Most Crosses Attempted

3

VERHOEVEN Oscar
LEFT BACK

Germany



Offering to Receive

144

Total Offers Made

44

Total Offers Received

Most Offers

30

BRUNNER Paris
ATTACKING MIDFIELD LEFT

69

Offers Made in Final Third

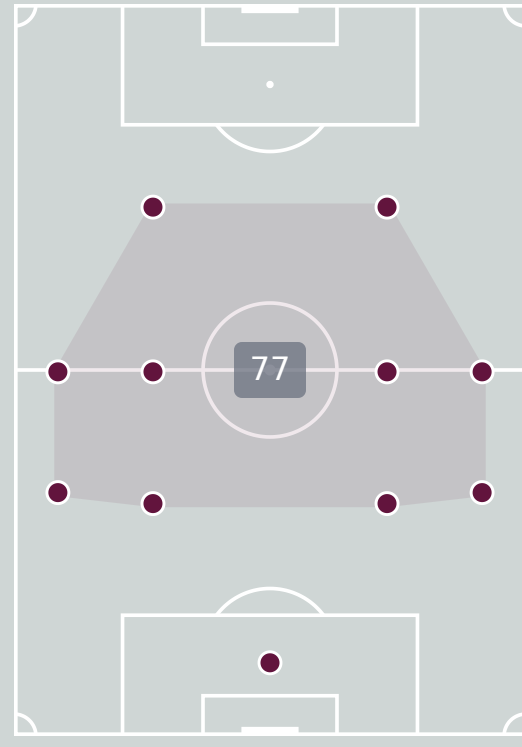
55

Offers Made in Middle Third

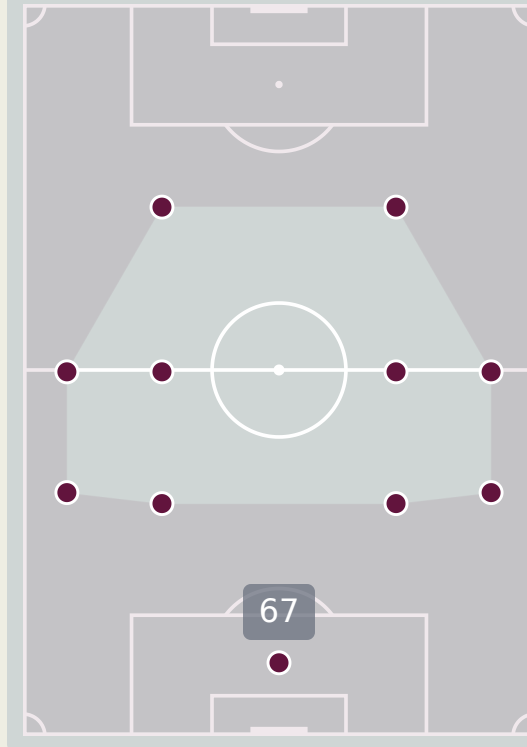
20

Offers Made in Defensive Third

Offers Made Inside Shape



Offers Made Outside Shape



#	Player	Offers Made	Offers Received	% Made & Received
1	SCHMITT Max	6	6	100%
4	JELTSCH Finn	1	0	0%
6	HARCHAOUI Fayssal	4	1	25%
7	BRUNNER Paris	30	5	16.7%
9	MOERSTEDT Max	15	1	6.7%
10	DARVICH Noah	11	5	45.5%
11	HERRMANN Charles	13	5	38.5%
13	HENNIG Maximilian	15	13	86.7%
14	ODOGU David	3	0	0%
17	DA SILVA MOREIRA Eric	11	0	0%
20	RAMSAK Robert	29	6	20.7%
2	RUEGER Kurt	0	0	0%
3	KABAR Almugera	3	1	33.3%
8	HERWERTH Maximilian	0	0	0%
16	OSAWA Winners	1	0	0%
18	YALCINKAYA Bilal	2	1	50%



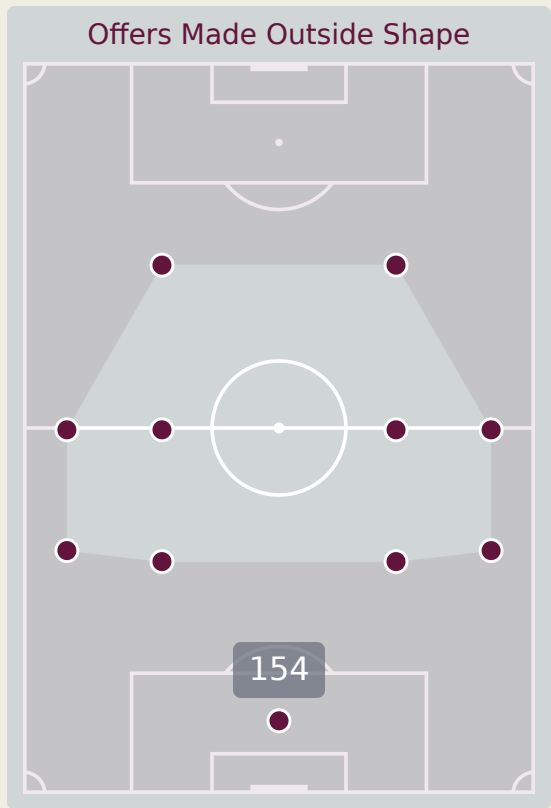
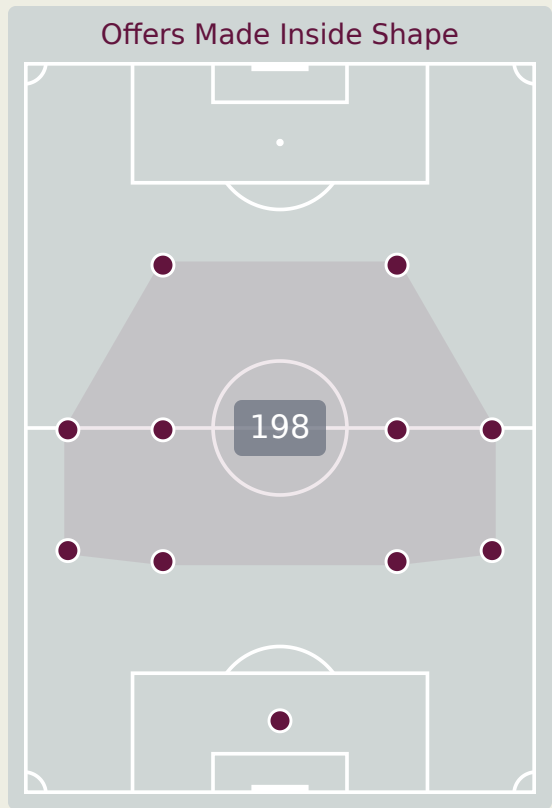
Offering to Receive

352
Total Offers Made

101
Total Offers Received

Most Offers
84
CORCORAN Matthew
DEFENSIVE MIDFIELD CENTRE

146
Offers Made in Final Third



179
Offers Made in Middle Third

27
Offers Made in Defensive Third

#	Player	Offers Made	Offers Received	% Made & Received
1	BEAUDRY Adam	13	2	15.4%
2	VERHOEVEN Oscar	11	5	45.5%
5	HAWKINS Stuart	12	10	83.3%
6	CORCORAN Matthew	84	22	26.2%
7	BERCHIMAS Nimfasha	43	9	20.9%
8	SOMA Pedro	4	3	75%
10	MEDINA Cruz	43	11	25.6%
13	MILLER Peyton	15	7	46.7%
14	HABROUNE Taha	64	16	25%
17	FIGUEROA Keyrol	27	3	11.1%
18	HARANGI Aiden	14	5	35.7%
3	REID-BROWN Tahir	1	1	100%
9	BURTON Micah	3	0	0%
11	VAZQUEZ David	8	4	50%
16	MORALES Santi	3	1	33.3%
20	JAMISON Bryce	7	2	28.6%

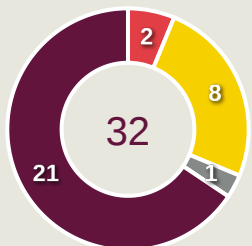
Germany



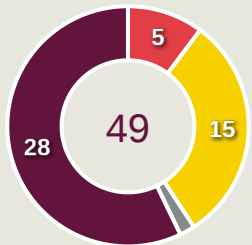
Movement to Receive

Movement Types by Phase

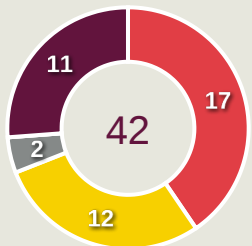
Final Third Phase



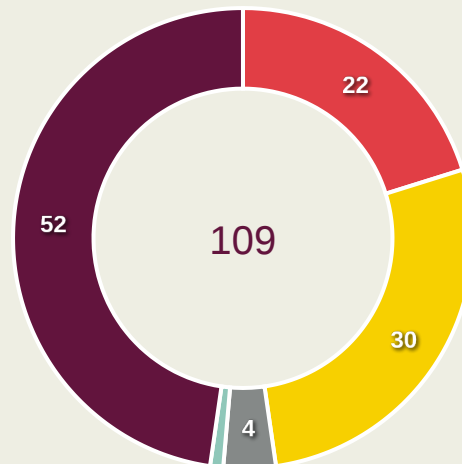
Progression Phase



Build Up Phase



All Movement Types

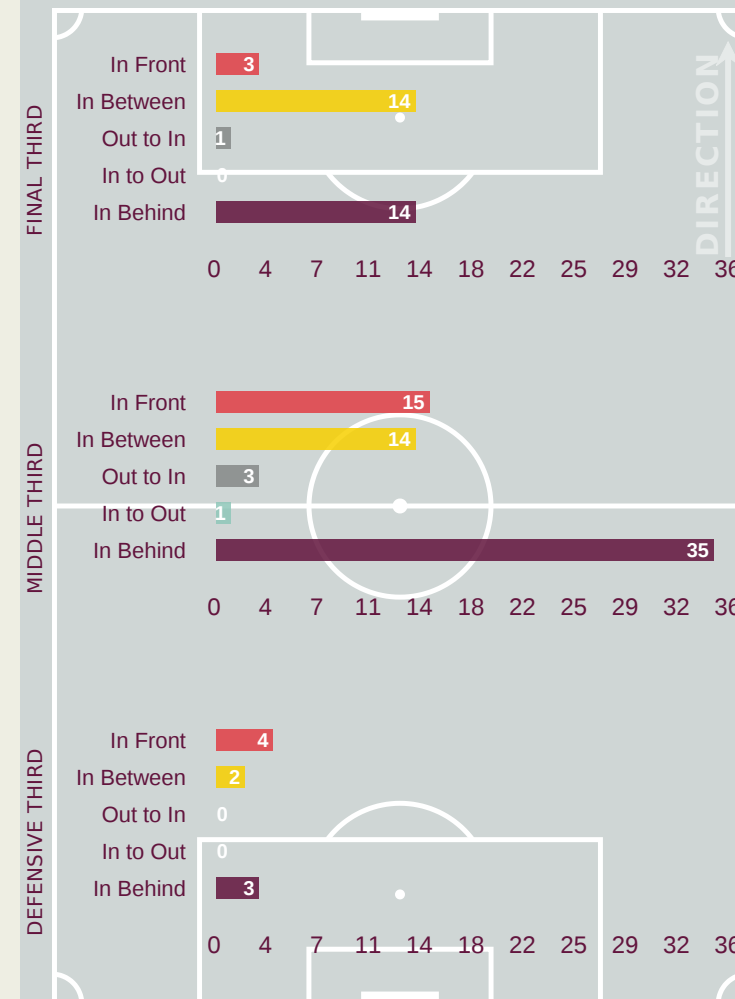


- In Front
- In Between
- Out to In
- In to Out
- In Behind

Top Ranked Players

Type	Player	Movements
In Front	20 RAMSAK Robert	7
In Between	20 RAMSAK Robert	12
Out to In	6 HARCHAOUI Fayssal	1
In to Out	10 DARVICH Noah	1
In Behind	7 BRUNNER Paris	22

Movement Types Pitch Third

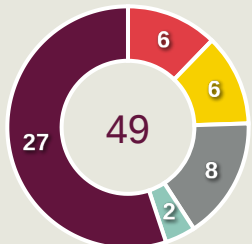




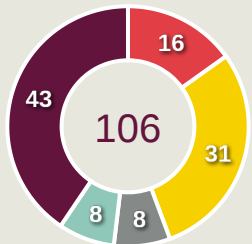
Movement to Receive

Movement Types by Phase

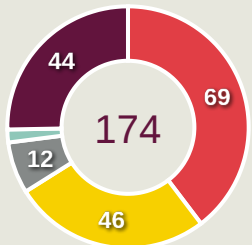
Final Third Phase



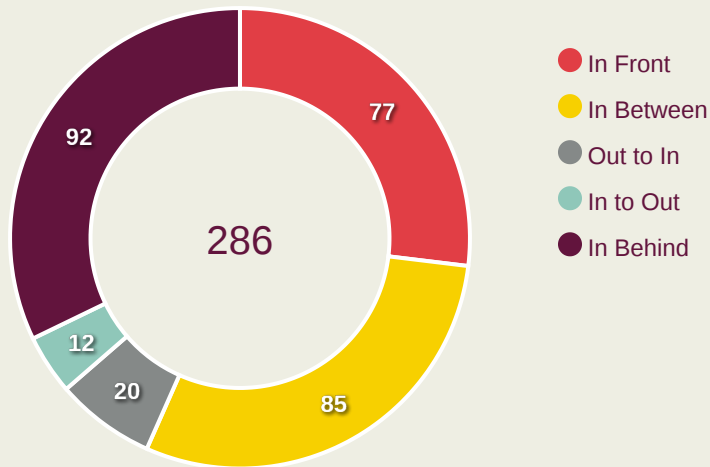
Progression Phase



Build Up Phase



All Movement Types

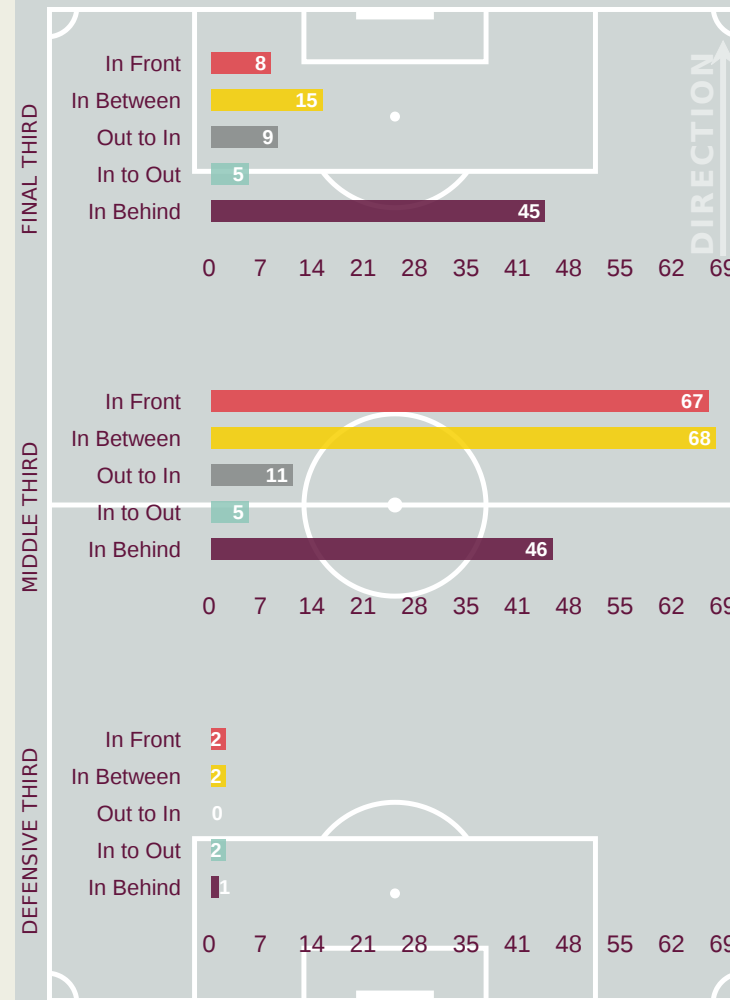


- In Front
- In Between
- Out to In
- In to Out
- In Behind

Top Ranked Players

Type	Player	Movements
In Front	6 CORCORAN Matthew	48
In Between	6 CORCORAN Matthew	27
Out to In	7 BERCHIMAS Nimfasha	7
In to Out	14 HABROUNE Taha	4
In Behind	7 BERCHIMAS Nimfasha	23

Movement Types Pitch Third



OUT OF POSSESSION



U-17 WORLD CUP
INDONESIA 2023



Germany v USA



Defensive Actions

68

Forced Turnovers

23

Possession Regained

11

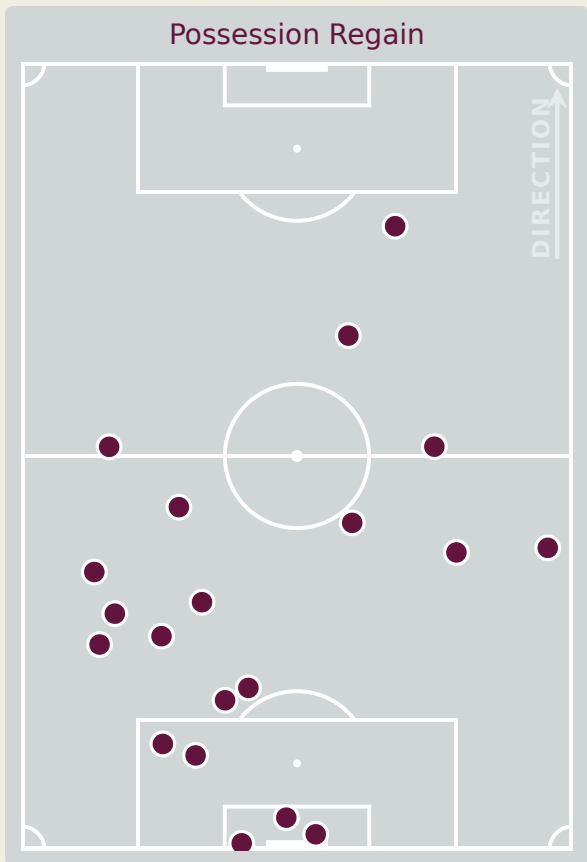
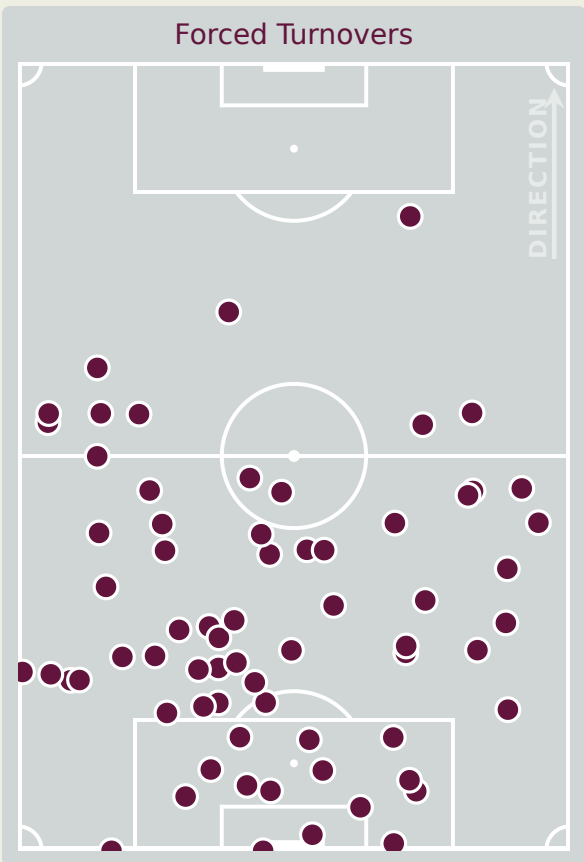
Interceptions

53

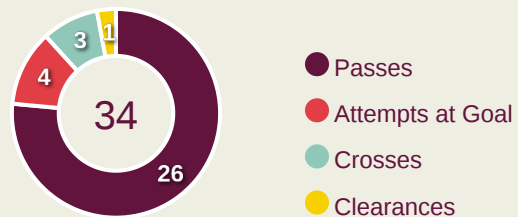
Tackles

1.94

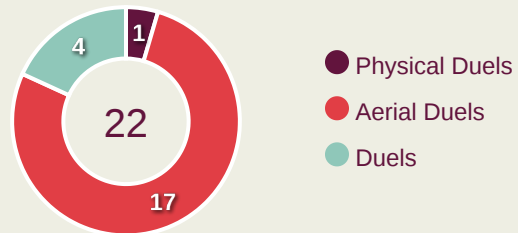
Possession Actions / Defensive Action



Blocks



Possession Contests



Most Possession Regains

4

SCHMITT Max
GOALKEEPER

Germany



#	Player	Total Possession Regains
1	SCHMITT Max	4
4	JELTSCH Finn	2
6	HARCHAOUI Fayssal	1
7	BRUNNER Paris	0
9	MOERSTEDT Max	2
10	DARVICH Noah	0
11	HERRMANN Charles	1
13	HENNIG Maximilian	3
14	ODOGU David	4
17	DA SILVA MOREIRA Eric	3
20	RAMSAK Robert	0
2	RUEGER Kurt	0
3	KABAR Almugera	1
8	HERWERTH Maximilian	1
16	OSAWA Winners	1
18	YALCINKAYA Bilal	0



Defensive Actions

32

Forced Turnovers

34

Possession Regained

6

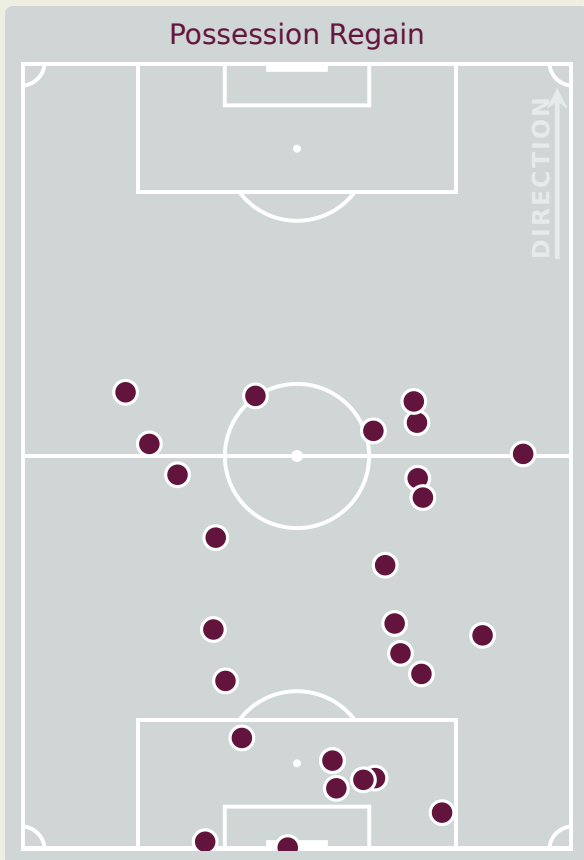
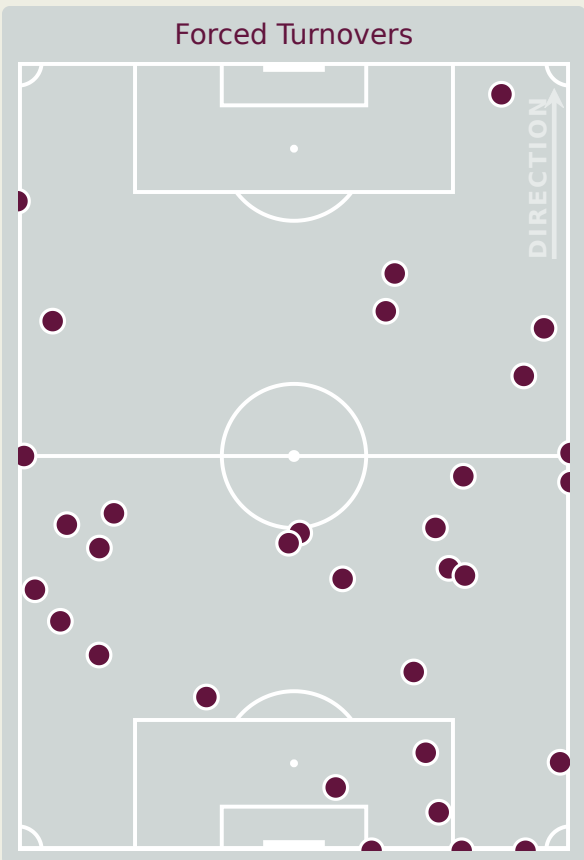
Interceptions

33

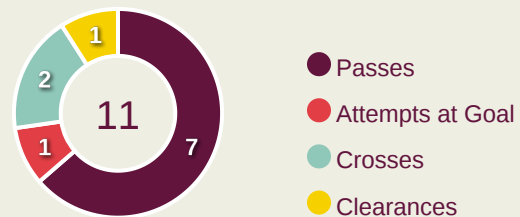
Tackles

7.22

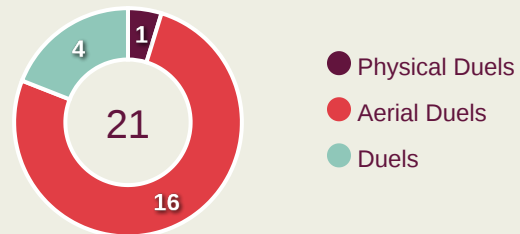
Possession Actions / Defensive Action



Blocks



Possession Contests



Most Possession Regains

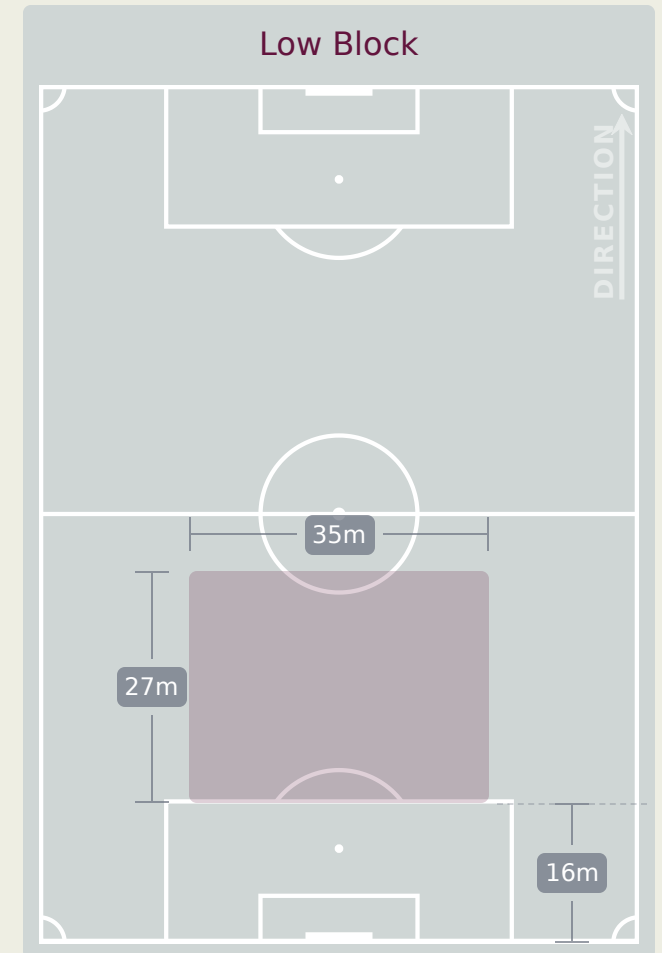
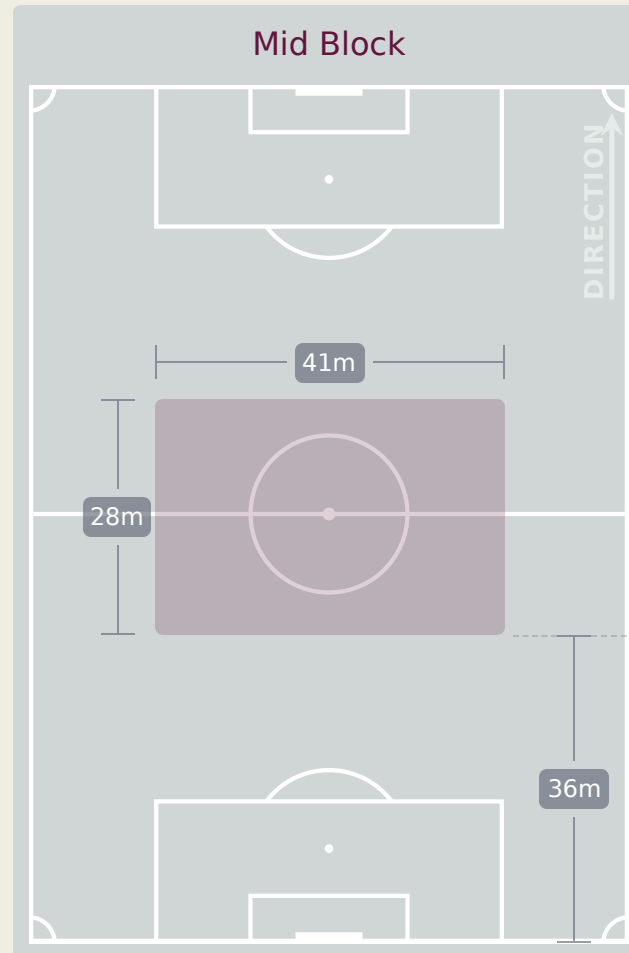
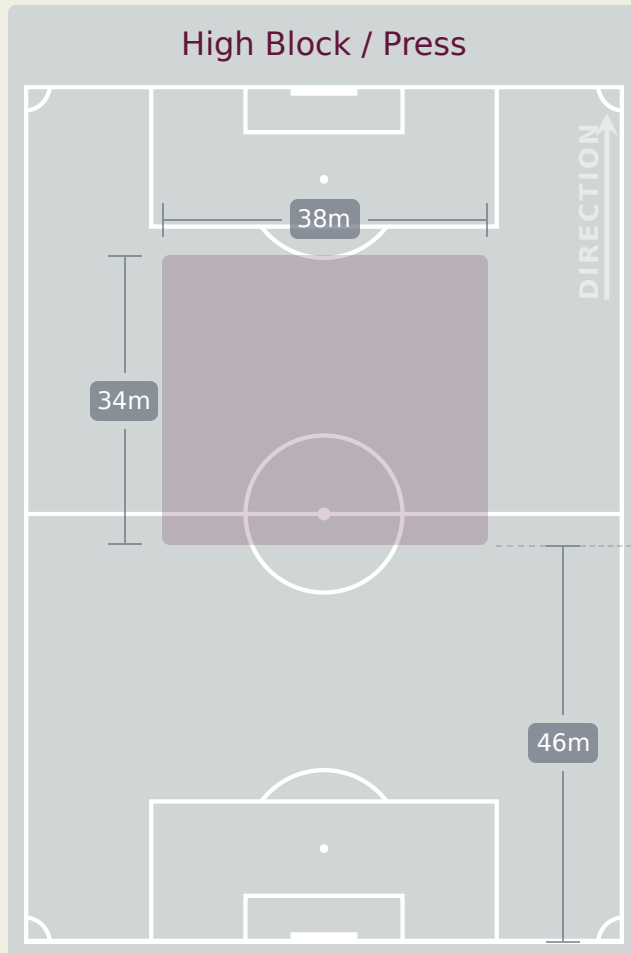
8

BEAUDRY Adam
GOALKEEPER

#	Player	Total Possession Regains
1	BEAUDRY Adam	8
2	VERHOEVEN Oscar	5
5	HAWKINS Stuart	2
6	CORCORAN Matthew	3
7	BERCHIMAS Nimfasha	2
8	SOMA Pedro	3
10	MEDINA Cruz	1
13	MILLER Peyton	0
14	HABROUNE Taha	1
17	FIGUEROA Keyrol	1
18	HARANGI Aiden	6
3	REID-BROWN Tahir	0
9	BURTON Micah	0
11	VAZQUEZ David	1
16	MORALES Santi	0
20	JAMISON Bryce	1

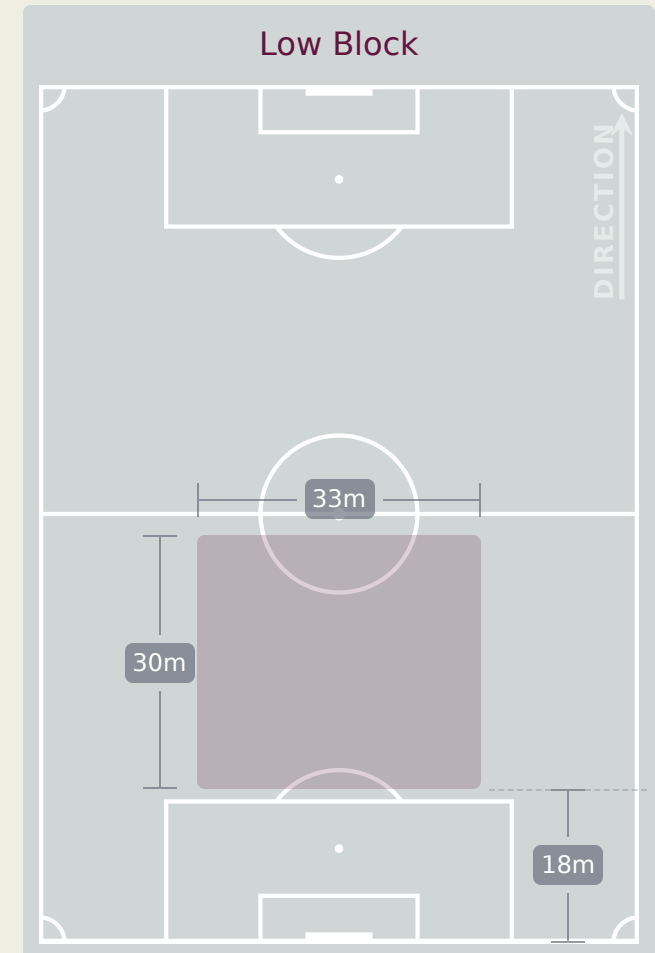
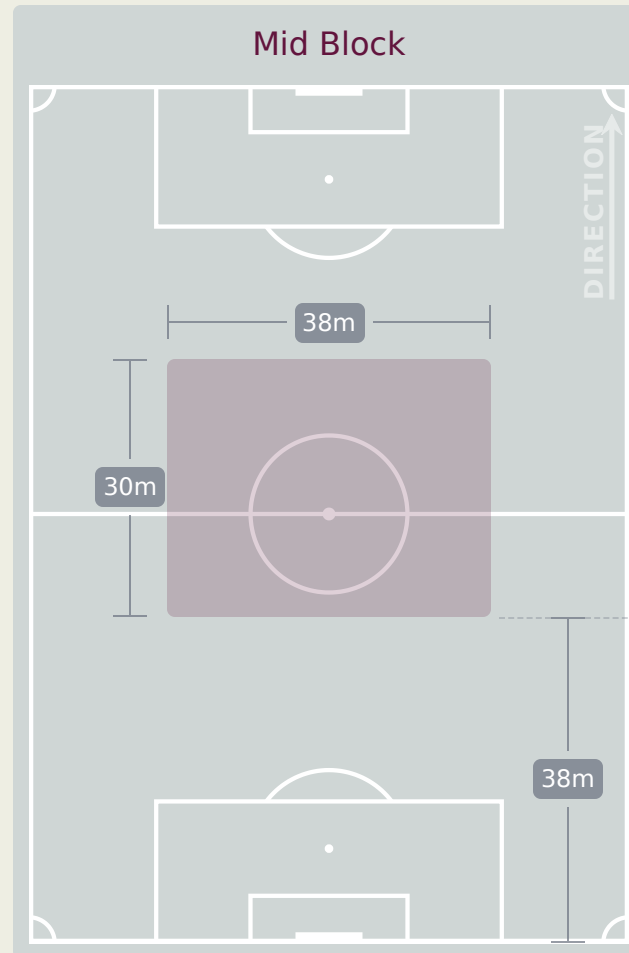
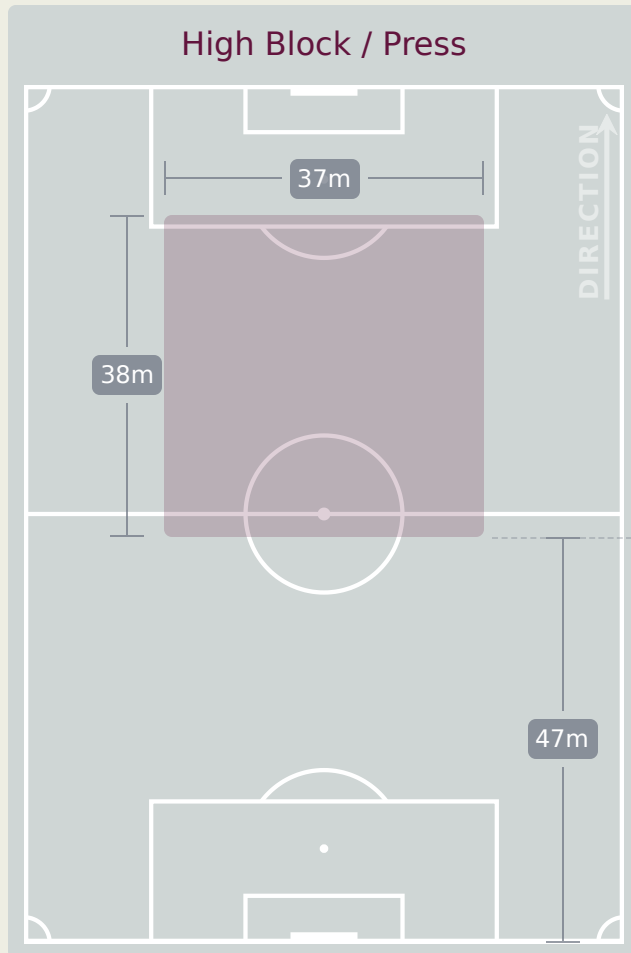
Defensive Line Height & Team Length

Germany





Defensive Line Height & Team Length



Defensive Pressure



Germany

USA



260	Total Pressures	142
78	Direct Pressures	49
1.75s	Avg Pressure Duration	1.87s
68	Forced Turnovers	32
17.18s	Ball Recovery Time	7.44s
94	Pushing on into Pressing	44
248	Pushing on	86
30	Pressing Direction Inside	20
135	Pressing Direction Outside	75

Most Direct Pressures

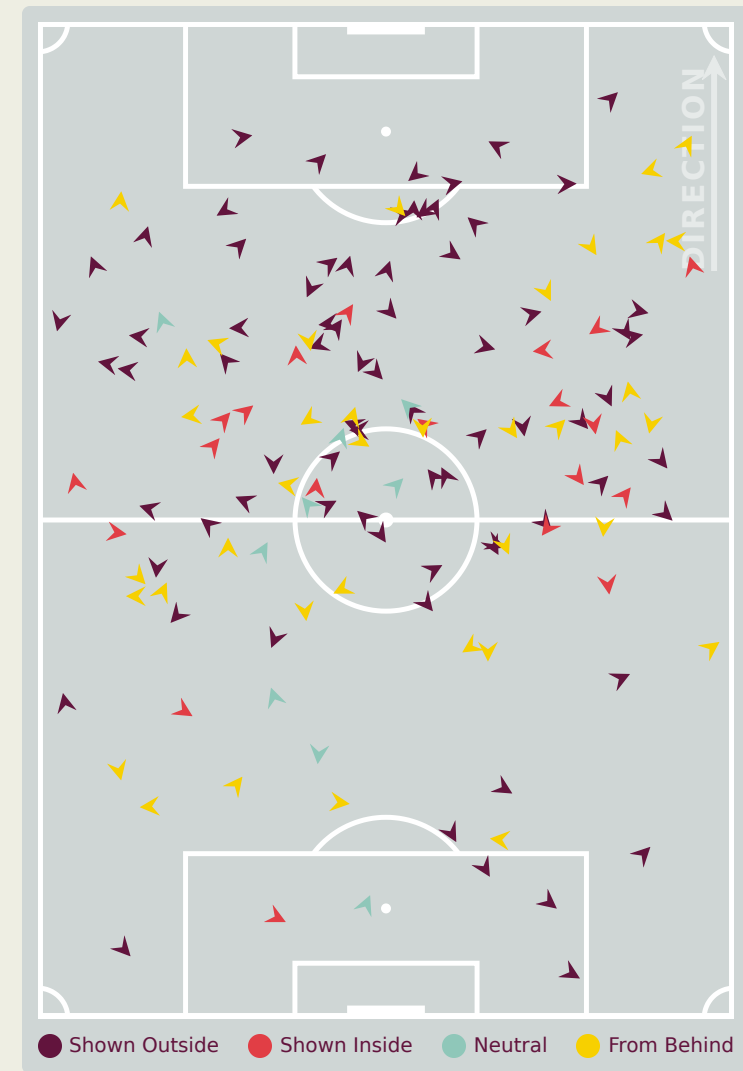
11

HENNIG Maximilian
LEFT BACK

Most Direct Pressures

10

HABROUNE Taha
RIGHT CENTRE MIDFIELD



GOALKEEPING



Germany v USA

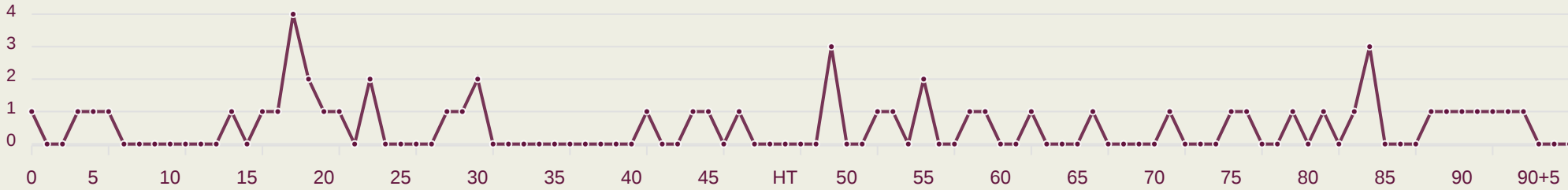


Goalkeeping Involvement



Germany

Germany GK Involvement Timeline

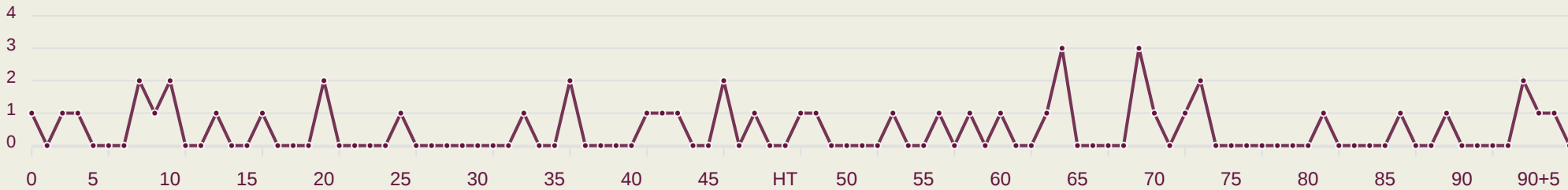


52
Total Involvements



USA

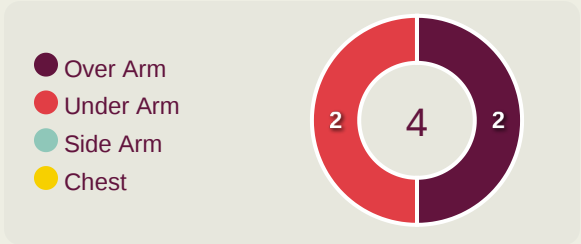
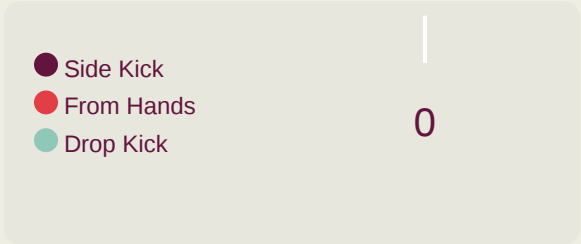
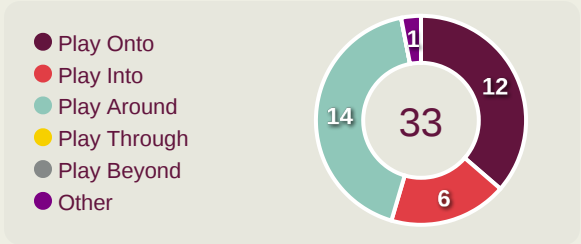
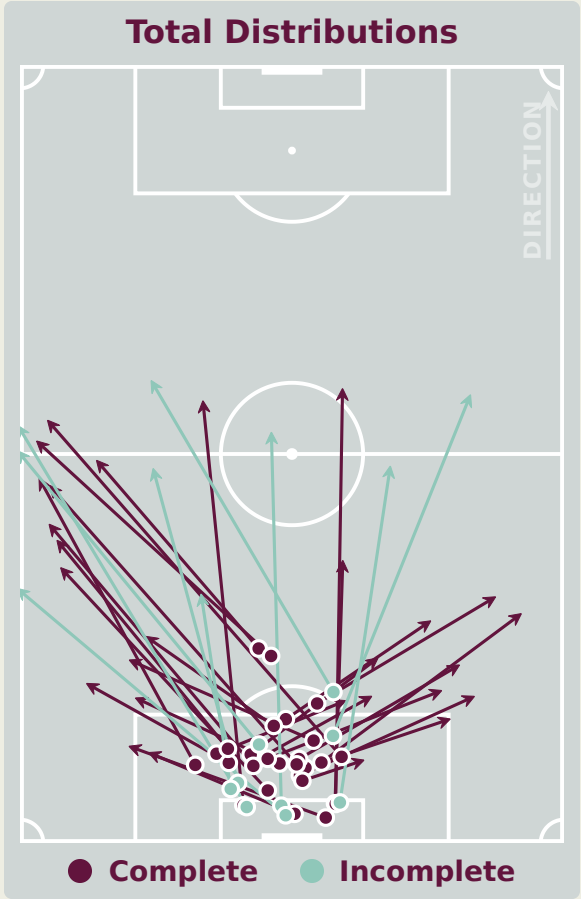
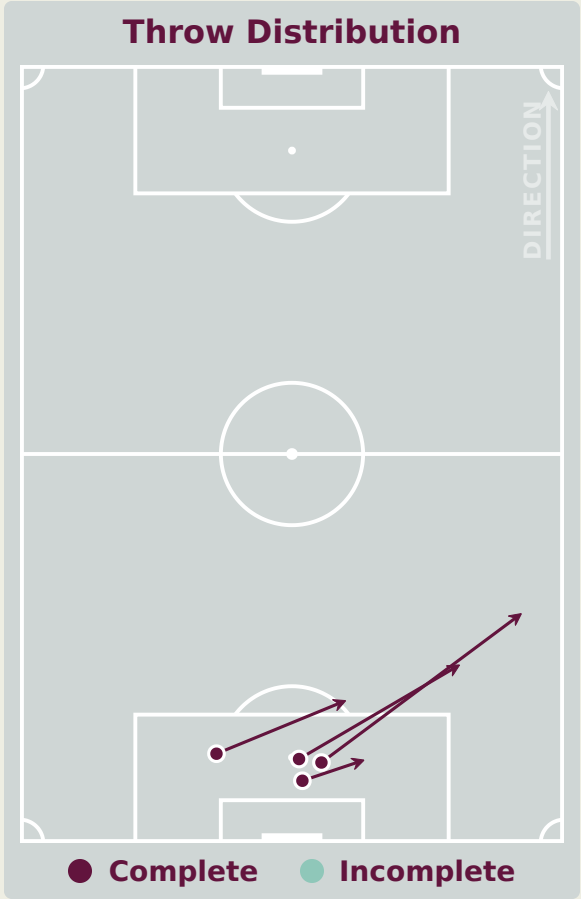
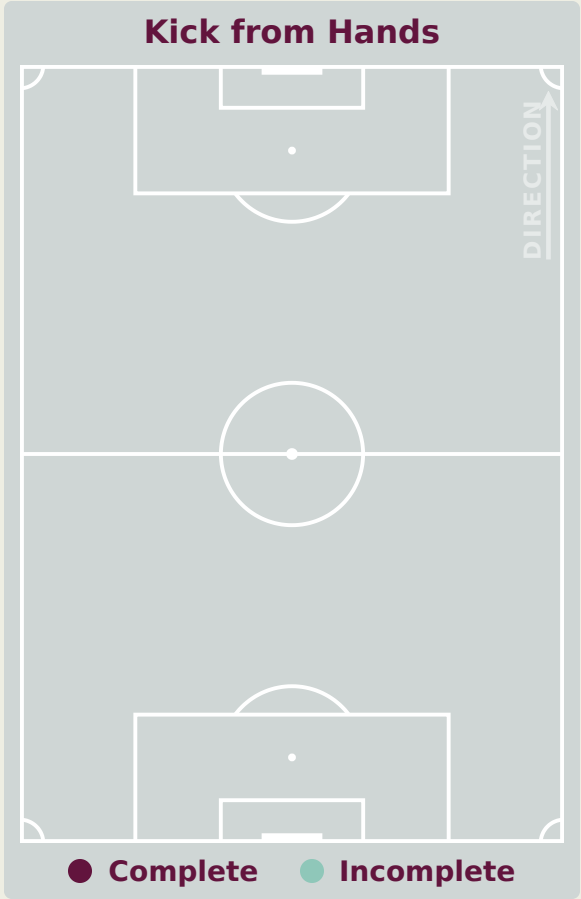
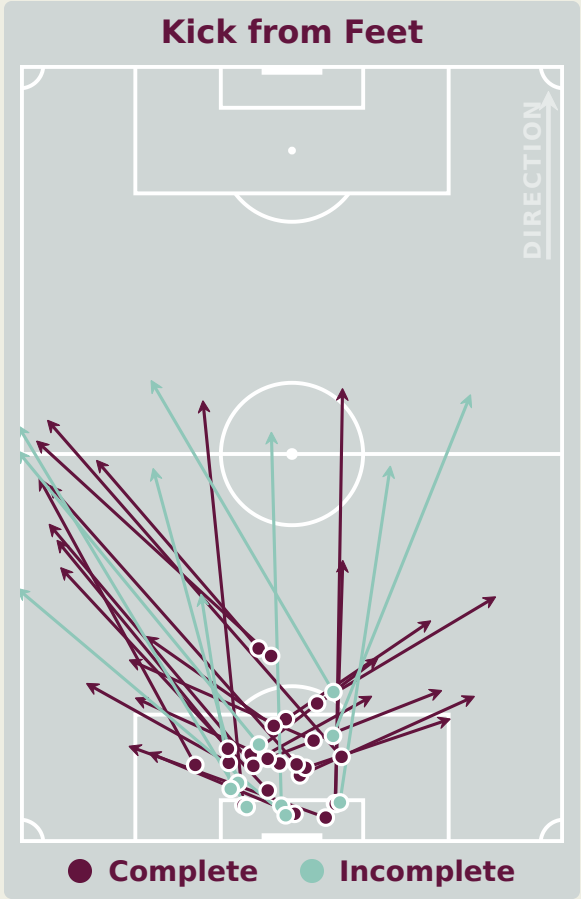
USA GK Involvement Timeline



48
Total Involvements

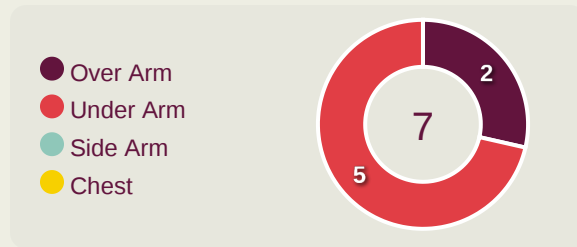
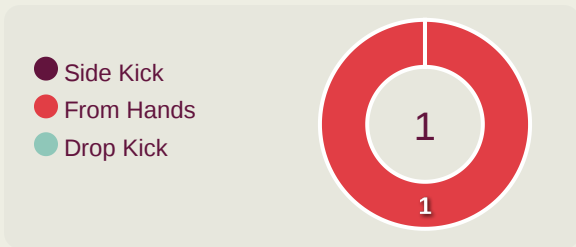
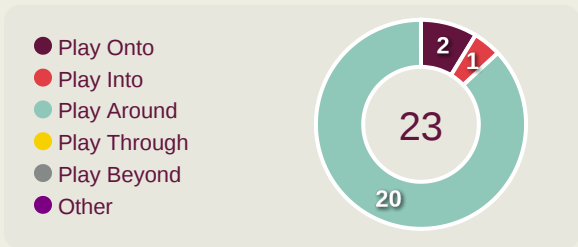
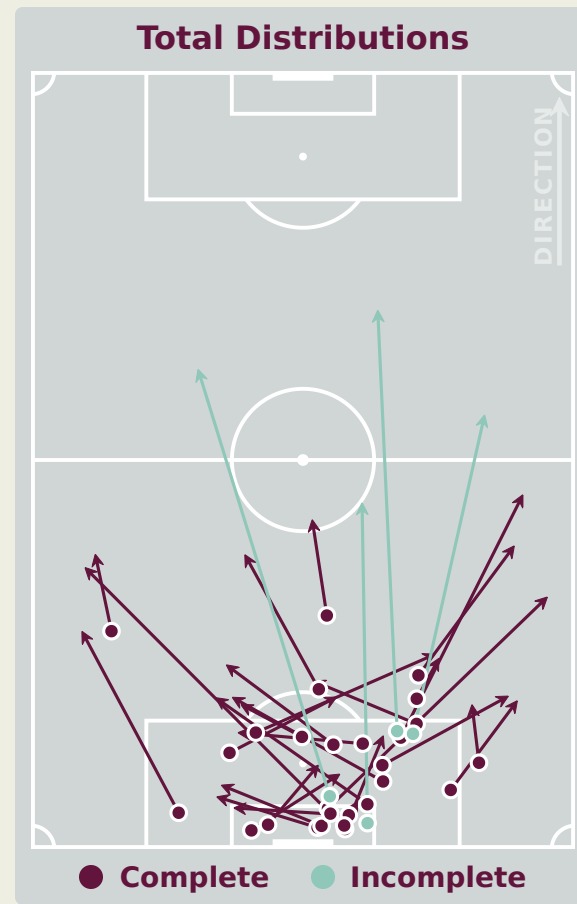
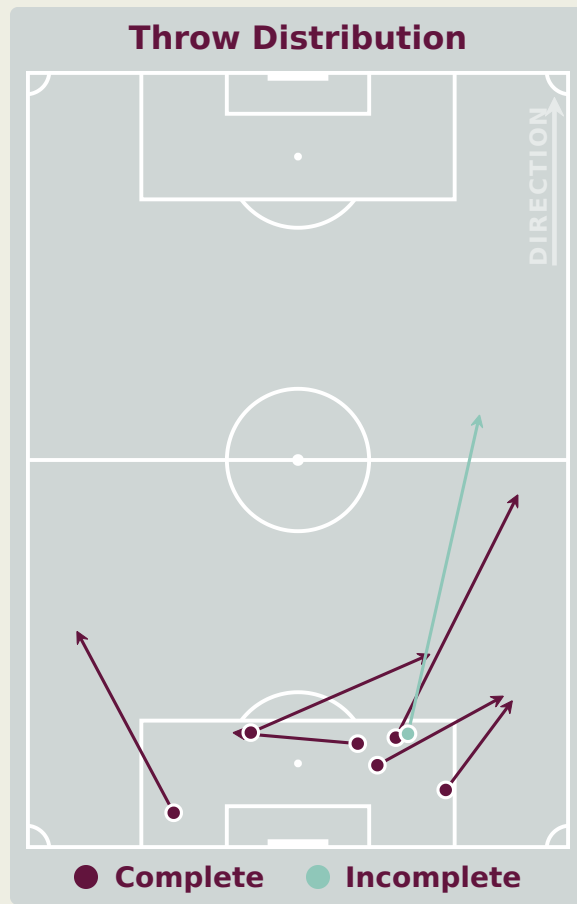
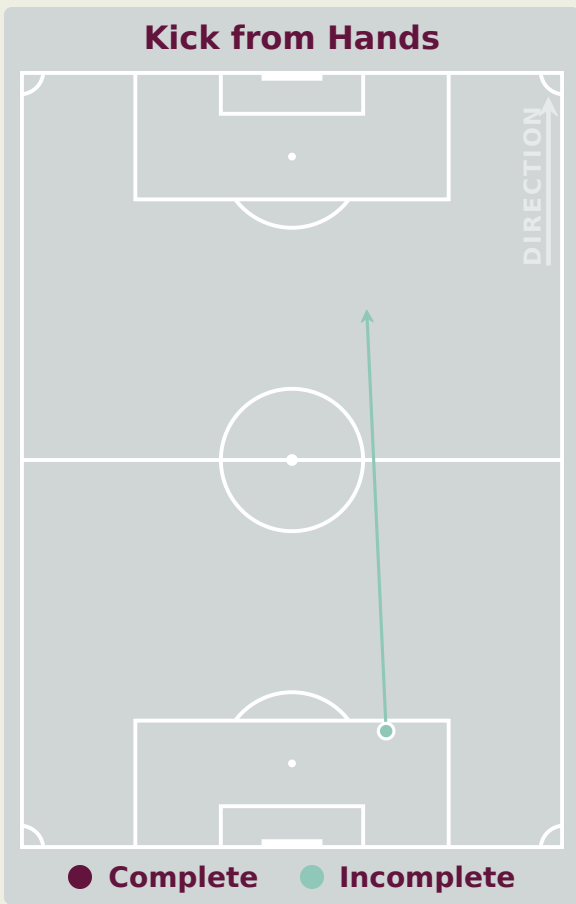
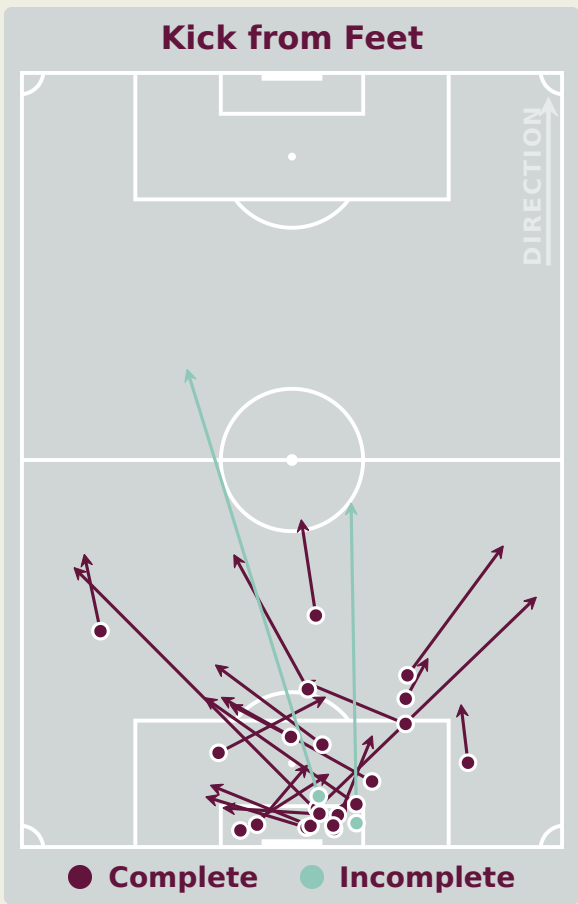
Goalkeeping Distribution

Germany 

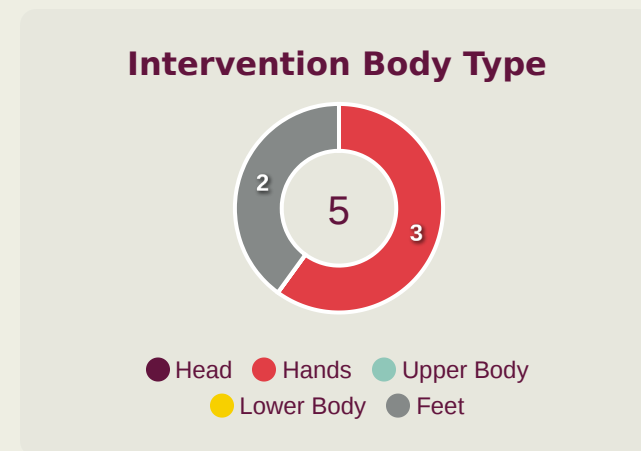
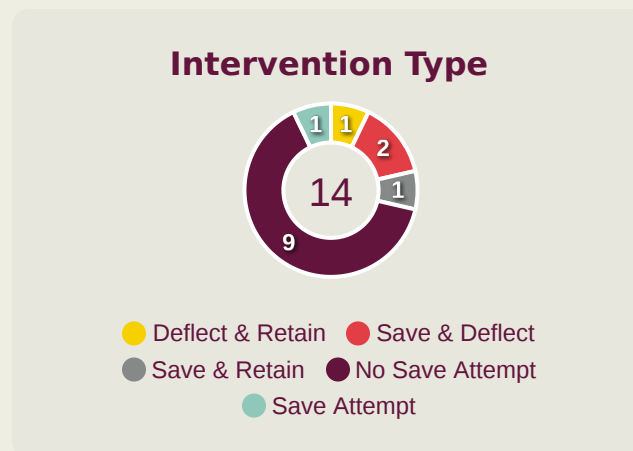
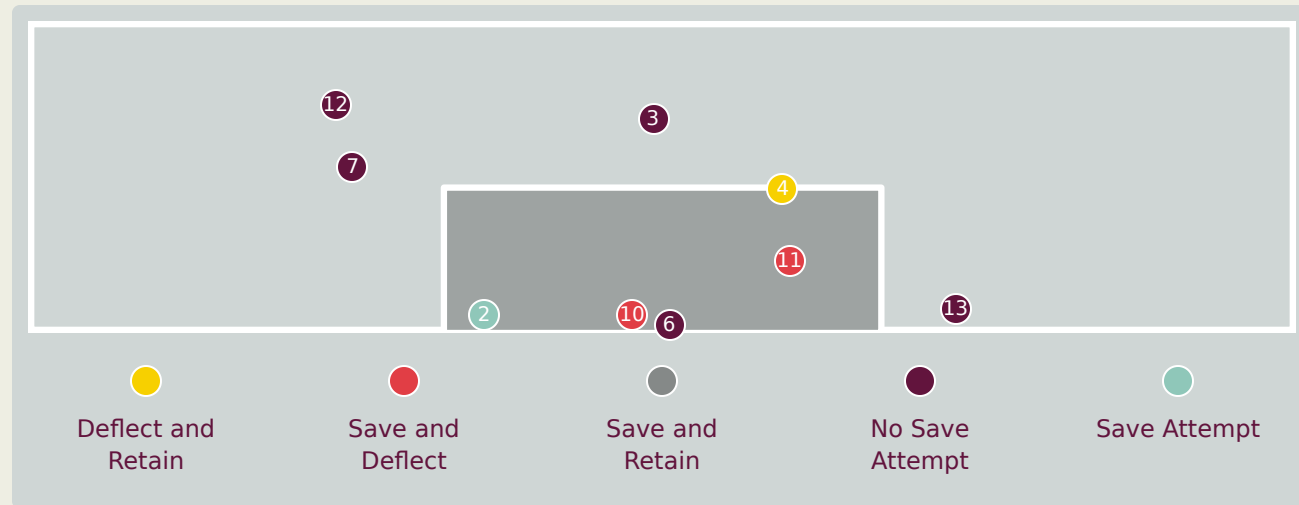
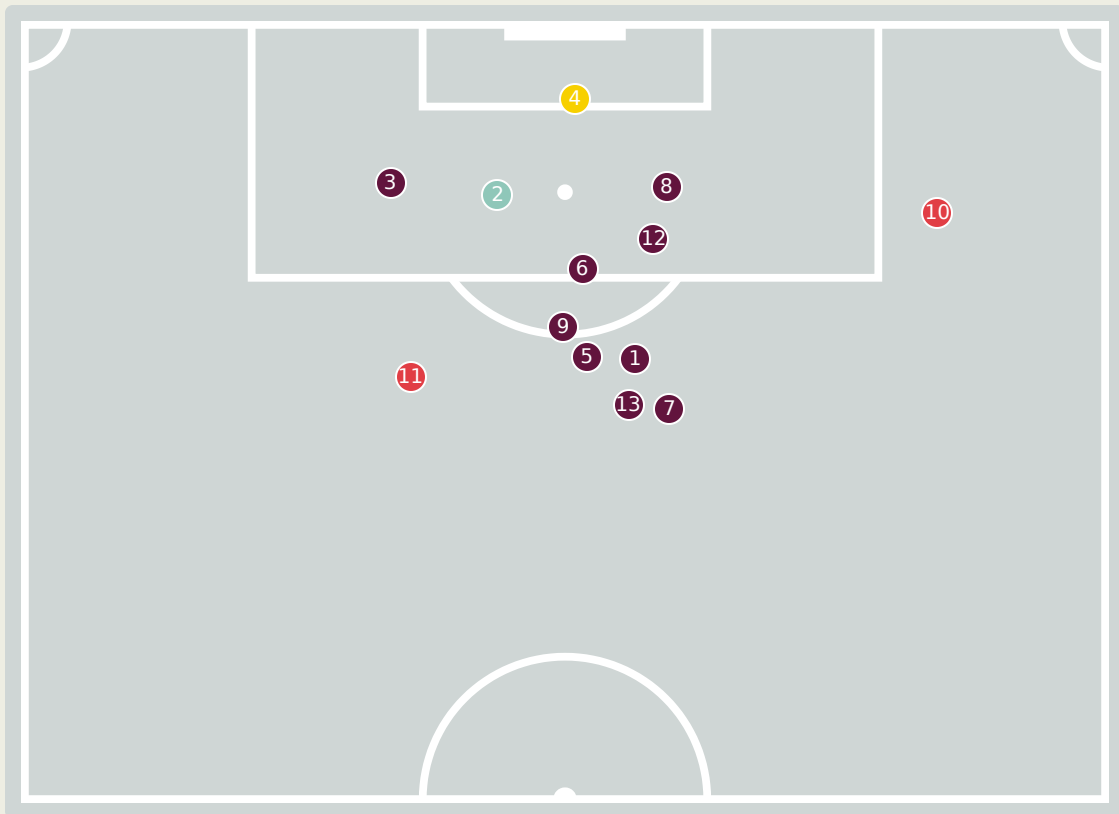




Goalkeeping Distribution



Goal Prevention



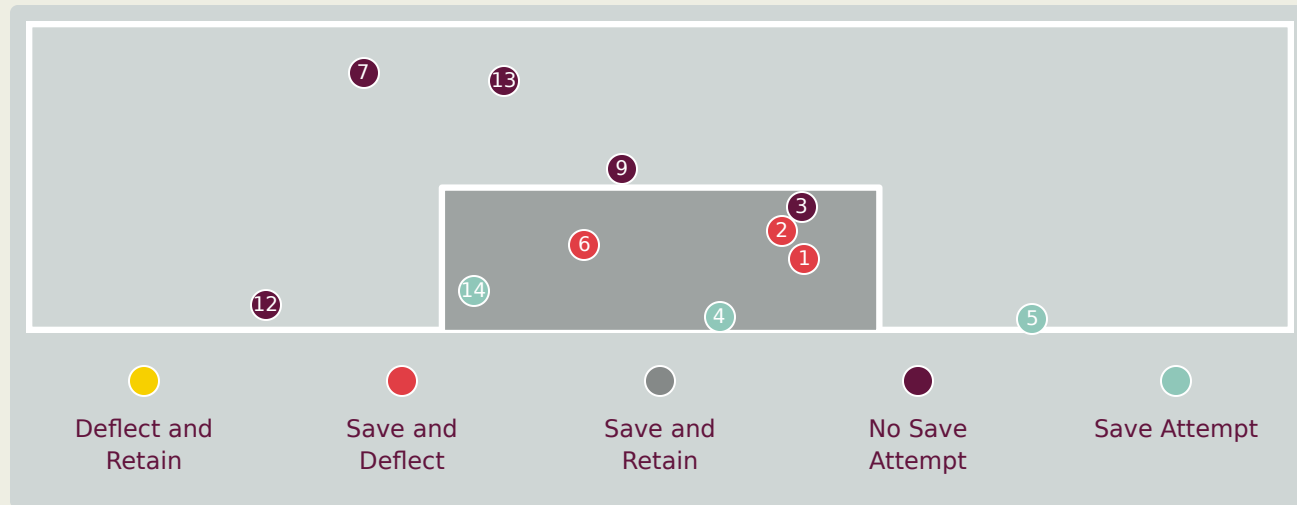
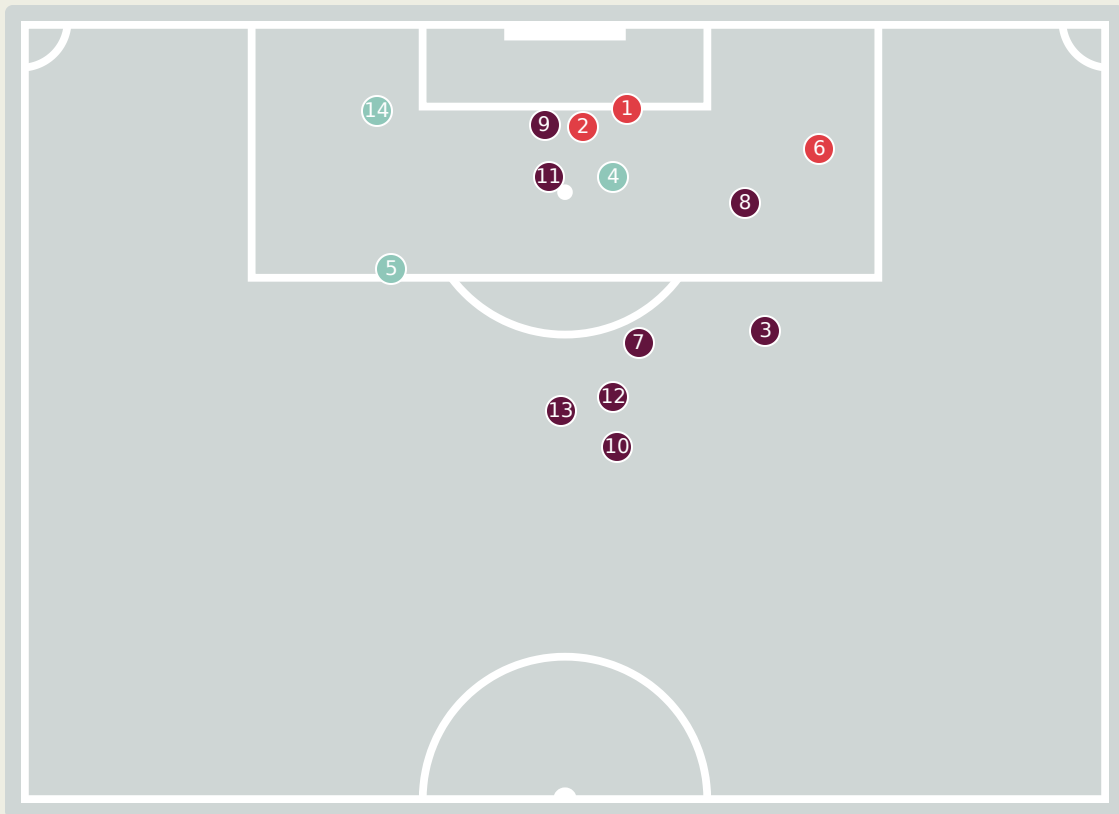
14
Total Attempts on Goal Faced

25
Save %

Total Attempts on Goal Faced	Total Goal Interventions	Save & Retain	Deflect & Retain	Save & Deflect	Save Attempt	No Save Attempt
14	3	1	0	2	1	9

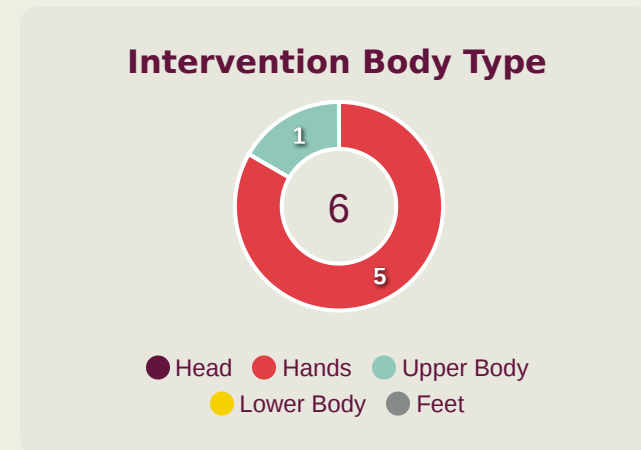
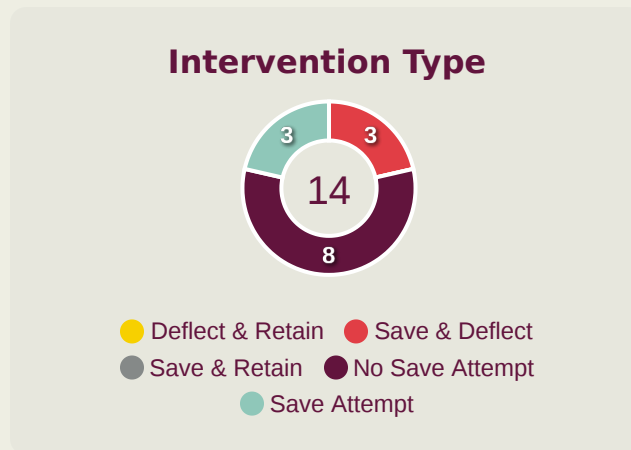


Goal Prevention



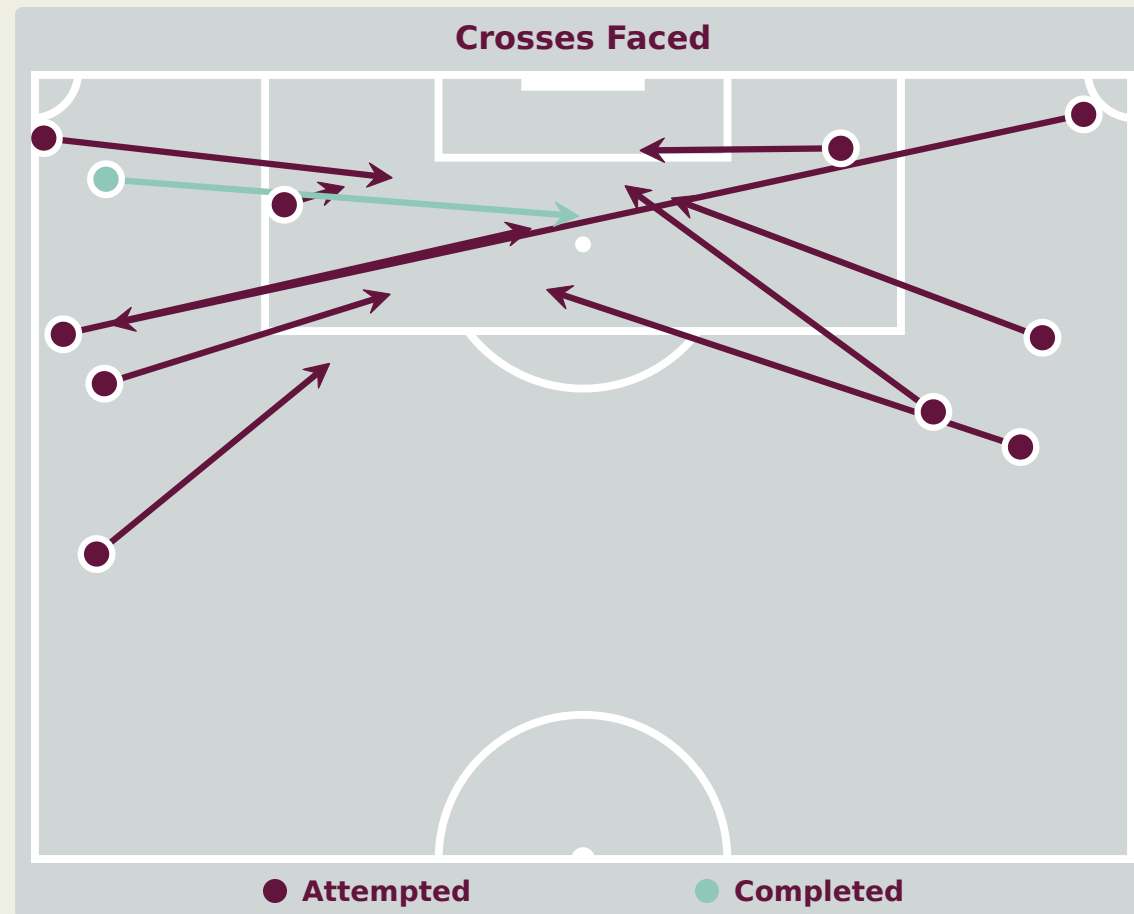
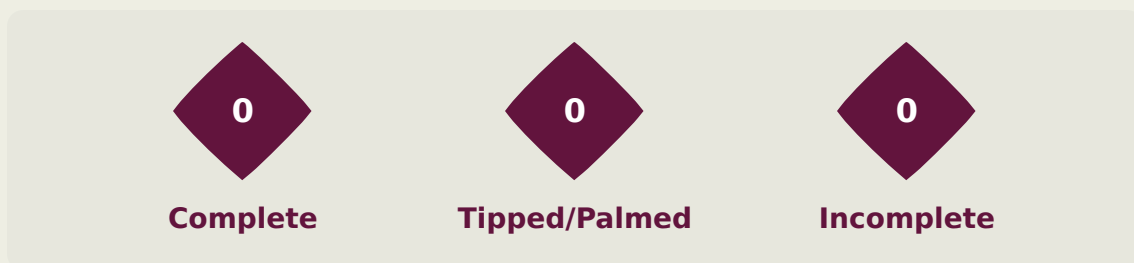
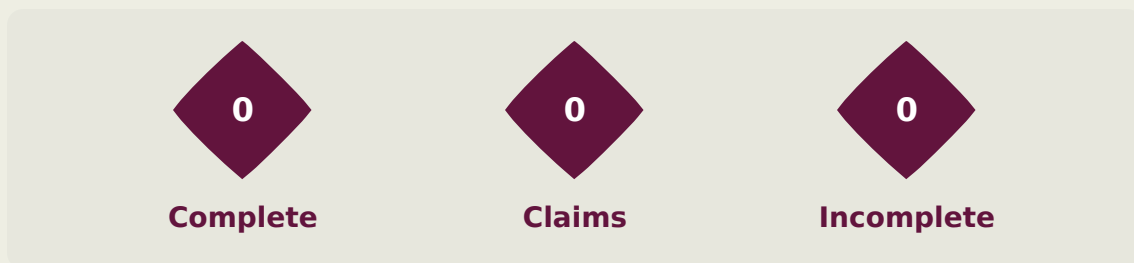
14
Total Attempts on Goal Faced

50
Save %



Total Attempts on Goal Faced	Total Goal Interventions	Save & Retain	Deflect & Retain	Save & Deflect	Save Attempt	No Save Attempt
14	3	0	0	3	3	8

Aerial Control

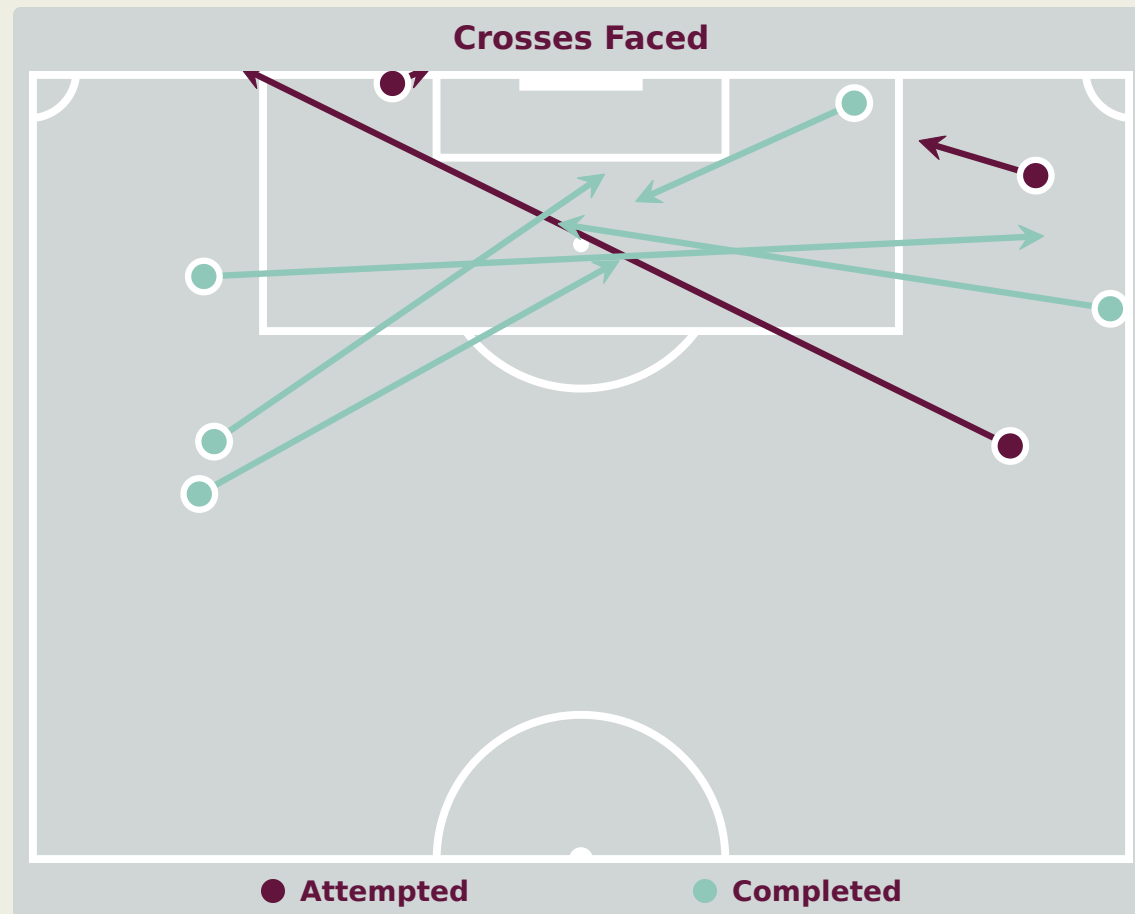
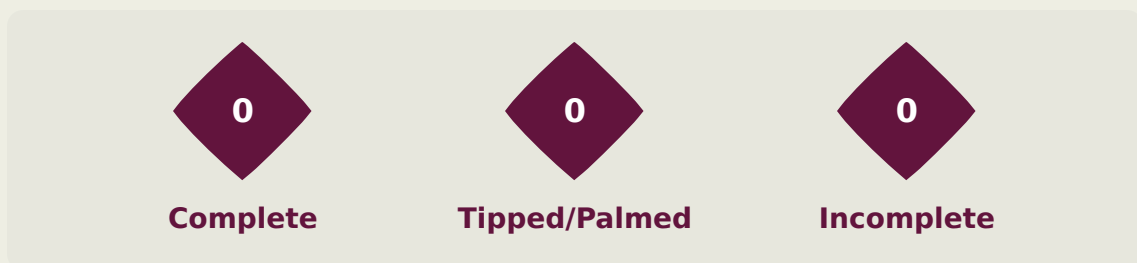
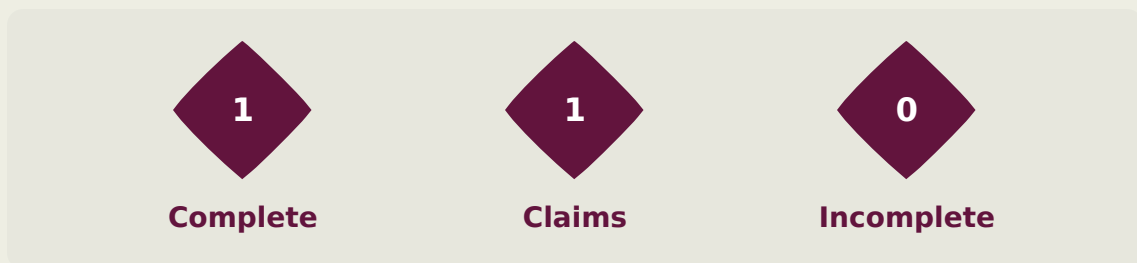


Delivery Types Faced

Total	In Swing	Out Swing	Driven	Lofted	Cutback	Push
19	9	2	0	2	0	6



Aerial Control



Delivery Types Faced

Total	In Swing	Out Swing	Driven	Lofted	Cutback	Push
11	3	2	0	3	2	1

SET PLAYS



Germany v USA



Set Plays - Corners



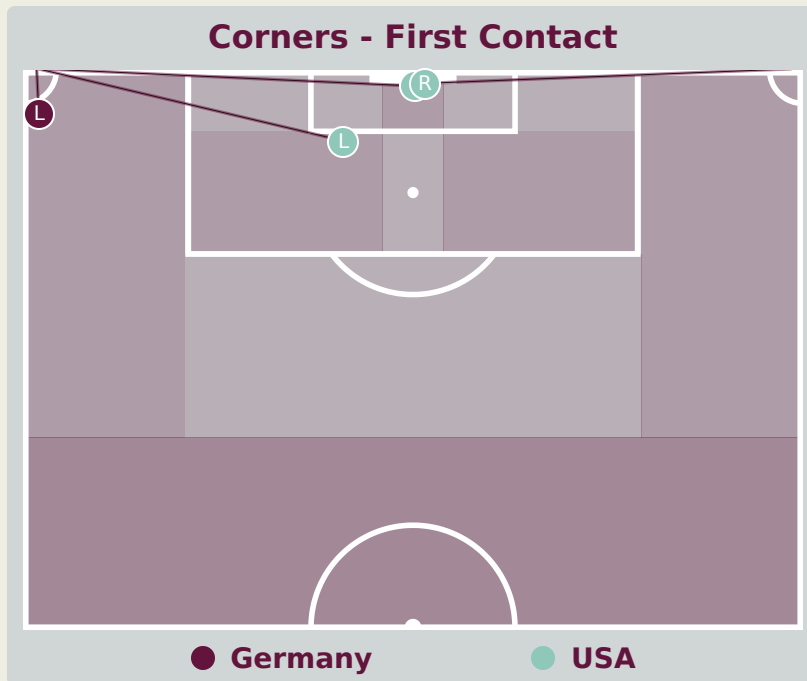
35
Total Set Plays

16
Total Free Kicks

0
Total Penalties

4
Total Corners

15
Total Throw Ins



Delivery Type	From Left Side	From Right Side	Total
Direct to Area	2	1	3
Short	1	0	1
Edge of Penalty Area	0	0	0

Delivery Style	Total
Inswing	3
Outswing	0
Driven	0

Free Kicks	
Type	Total
Direct	15
Direct (on target)	1
Direct (off target)	1
Indirect	1

First Contacts on Germany Crosses

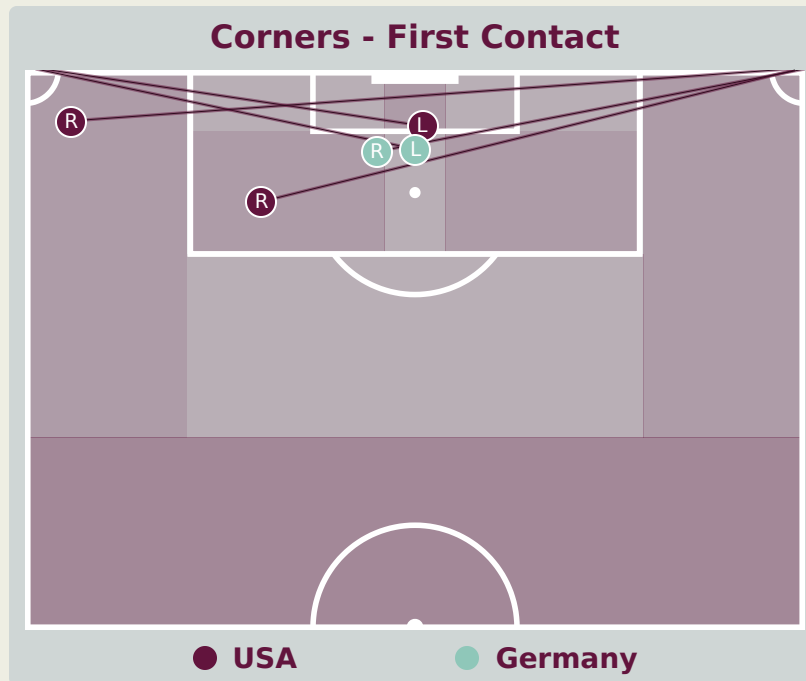
1 By Germany

3 By USA

Top 5 Player First Contacts		
Player	Team	Total
BEAUDRY Adam	USA	2
HERRMANN Charles	Germany	1
SOMA Pedro	USA	1



Set Plays - Corners



Delivery Type	From Left Side	From Right Side	Total
Direct to Area	2	3	5
Short	0	0	0
Edge of Penalty Area	0	0	0

Delivery Style	Total
Inswing	3
Outswing	0
Driven	0

Free Kicks	
Type	Total
Direct	15
Direct (on target)	1
Direct (off target)	1
Indirect	2



Top 5 Player First Contacts		
Player	Team	Total
ODOGU David	Germany	2
CORCORAN Matthew	USA	1
MILLER Peyton	USA	1
MORALES Santi	USA	1

INDIVIDUAL DATA IN POSSESSION



Germany v USA



In Possession - Distributions



#	Player	Passes Attempted	Passes Completed	Pass Completion %	Switches of Play	Crosses Attempted	Crosses Completed	Line Breaks Attempted	Line Breaks Completed	Line Break Completion %	Ball Progressions	Take Ons	Step Ins	Attempts at Goal	Goals
1	SCHMITT Max	37	28	76%	0	0	0	14	9	64%	0	0	0	0	0
4	JELTSCH Finn	49	41	84%	0	0	0	17	11	64%	5	0	5	0	0
6	HARCHAOUI Fayssal	21	18	86%	0	0	0	6	5	83%	0	0	0	0	0
7	BRUNNER Paris	10	8	80%	0	1	1	5	3	60%	2	1	1	4	0
9	MOERSTEDT Max	11	8	73%	0	0	0	2	1	50%	1	0	1	3	1
10	DARVICH Noah	10	6	60%	0	2	2	7	4	57%	0	0	0	0	0
11	HERRMANN Charles	6	5	83%	0	3	1	1	1	100%	1	0	1	3	1
13	HENNIG Maximilian	22	19	86%	0	1	0	6	5	83%	1	1	0	0	0
14	ODOGU David	28	24	86%	0	0	0	4	2	50%	0	0	0	0	0
17	DA SILVA MOREIRA Eric	42	27	64%	0	4	1	12	5	41%	4	1	3	1	0
20	RAMSAK Robert	11	8	73%	0	0	0	2	1	50%	0	0	0	0	0
2	RUEGER Kurt	2	1	50%	0	0	0	0	0	0%	0	0	0	0	0
3	KABAR Almugera	5	5	100%	0	0	0	0	0	0%	0	0	0	1	0
8	HERWERTH Maximilian	0	0	0%	0	0	0	0	0	0%	0	0	0	0	0
16	OSAWE Winners	6	5	83%	0	0	0	4	3	75%	0	0	0	1	0
18	YALCINKAYA Bilal	2	2	100%	0	0	0	2	2	100%	1	0	1	1	1

In Possession - Offers & Receptions



			Offer movement types						
#	Player	Total Offers	In Front	In Between	Out to In	In to Out	In Behind	No Movement	Offers Received
1	SCHMITT Max	6	0	0	0	0	0	6	6
4	JELTSCH Finn	1	0	0	0	0	0	1	0
6	HARCHAOUI Fayssal	4	2	0	1	0	1	0	1
7	BRUNNER Paris	30	0	3	0	0	22	5	5
9	MOERSTEDT Max	15	0	7	0	0	5	3	1
10	DARVICH Noah	11	1	4	0	1	3	2	5
11	HERRMANN Charles	13	2	1	1	0	5	4	5
13	HENNIG Maximilian	15	5	0	1	0	2	7	13
14	ODOGU David	3	0	1	0	0	0	2	0
17	DA SILVA MOREIRA Eric	11	2	1	0	0	6	2	0
20	RAMSAK Robert	29	7	12	1	0	6	3	6
2	RUEGER Kurt	0	0	0	0	0	0	0	0
3	KABAR Almugera	3	2	1	0	0	0	0	1
8	HERWERTH Maximilian	0	0	0	0	0	0	0	0
16	OSAWE Winners	1	1	0	0	0	0	0	0
18	YALCINKAYA Bilal	2	0	0	0	0	2	0	1



In Possession - Distributions

#	Player	Passes Attempted	Passes Completed	Pass Completion %	Switches of Play	Crosses Attempted	Crosses Completed	Line Breaks Attempted	Line Breaks Completed	Line Break Completion %	Ball Progressions	Take Ons	Step Ins	Attempts at Goal	Goals
1	BEAUDRY Adam	31	27	87%	0	0	0	6	3	50%	0	0	0	0	0
2	VERHOEVEN Oscar	60	51	85%	0	3	0	20	12	60%	0	0	0	0	0
5	HAWKINS Stuart	100	91	91%	0	0	0	24	22	91%	7	0	7	0	0
6	CORCORAN Matthew	46	41	89%	0	0	0	15	12	80%	1	0	1	3	0
7	BERCHIMAS Nimfasha	27	12	44%	0	2	0	9	4	44%	2	2	0	0	0
8	SOMA Pedro	98	93	95%	0	0	0	24	21	87%	1	0	1	1	0
10	MEDINA Cruz	39	33	85%	0	3	1	13	8	61%	6	3	3	2	0
13	MILLER Peyton	17	12	71%	0	2	1	3	2	66%	1	0	1	2	0
14	HABROUNE Taha	35	27	77%	0	1	0	12	7	58%	2	2	0	1	1
17	FIGUEROA Keyrol	14	10	71%	0	0	0	3	2	66%	2	2	0	2	0
18	HARANGI Aiden	50	48	96%	0	1	0	20	17	85%	2	0	2	0	0
3	REID-BROWN Tahir	0	0	0%	0	0	0	0	0	0%	0	0	0	0	0
9	BURTON Micah	0	0	0%	0	0	0	0	0	0%	0	0	0	0	0
11	VAZQUEZ David	11	9	82%	0	6	1	8	3	37%	1	1	0	2	1
16	MORALES Santi	3	3	100%	0	1	1	1	1	100%	1	0	1	0	0
20	JAMISON Bryce	2	2	100%	0	0	0	1	0	0%	1	1	0	0	0



In Possession - Offers & Receptions

			Offer movement types						
#	Player	Total Offers	In Front	In Between	Out to In	In to Out	In Behind	No Movement	Offers Received
1	BEAUDRY Adam	13	0	0	0	0	0	13	2
2	VERHOEVEN Oscar	11	2	0	0	1	3	5	5
5	HAWKINS Stuart	12	2	0	0	0	0	10	10
6	CORCORAN Matthew	84	48	27	1	0	2	6	22
7	BERCHIMAS Nimfasha	43	3	3	7	0	23	7	9
8	SOMA Pedro	4	1	0	0	0	0	3	3
10	MEDINA Cruz	43	5	9	2	3	19	5	11
13	MILLER Peyton	15	1	3	1	2	7	1	7
14	HABROUNE Taha	64	9	24	4	4	15	8	16
17	FIGUEROA Keyrol	27	2	13	3	1	7	1	3
18	HARANGI Aiden	14	3	1	1	0	5	4	5
3	REID-BROWN Tahir	1	0	0	0	0	1	0	1
9	BURTON Micah	3	0	2	0	0	1	0	0
11	VAZQUEZ David	8	0	2	1	1	3	1	4
16	MORALES Santi	3	1	1	0	0	1	0	1
20	JAMISON Bryce	7	0	0	0	0	5	2	2

INDIVIDUAL DATA OUT OF POSSESSION



U-17 WORLD CUP
INDONESIA 2023



Germany v USA



Out of Possession



#	Player	Tackles Made / Won	Blocks	Interceptions	Pressing Direct	Pressing Indirect	Duels Won - Aerial	Duels Won - Physical	Possession Contests won	Clearances	Loose Ball Receptions	Pushing On	Pushing On into Pressing	Possession Regains	Possession Interrupted
1	SCHMITT Max	0 / 0	0	0	0	0	0	0	0	0	3	0	0	4	0
4	JELTSCH Finn	3 / 0	6	2	5	5	0	0	0	11	5	17	2	2	9
6	HARCHAOUI Fayssal	8 / 0	1	1	6	7	0	0	0	0	3	14	1	1	4
7	BRUNNER Paris	4 / 0	3	0	3	20	2	0	2	0	10	25	13	0	4
9	MOERSTEDT Max	1 / 0	4	0	5	24	0	0	0	0	5	7	6	2	1
10	DARVICH Noah	1 / 0	1	2	6	26	1	0	1	0	3	21	11	0	1
11	HERRMANN Charles	2 / 0	1	0	3	31	0	0	0	1	1	33	21	1	0
13	HENNIG Maximilian	5 / 0	3	1	11	8	1	0	1	3	5	26	6	3	6
14	ODOGU David	6 / 0	8	0	10	8	2	0	3	11	3	29	8	4	16
17	DA SILVA MOREIRA Eric	8 / 0	4	3	7	12	0	0	0	1	8	32	7	3	2
20	RAMSAK Robert	3 / 0	2	1	4	33	1	0	1	1	5	31	12	0	2
2	RUEGER Kurt	1 / 0	0	0	3	1	0	0	1	0	0	1	1	0	0
3	KABAR Almugera	4 / 0	1	0	6	4	0	0	0	1	2	7	4	1	2
8	HERWERTH Maximilian	1 / 0	0	0	1	0	1	0	1	1	0	1	1	1	1
16	OSAWA Winners	6 / 0	0	1	6	3	0	0	0	1	4	3	0	1	0
18	YALCINKAYA Bilal	0 / 0	0	0	2	0	0	0	0	0	2	1	1	0	0



Out of Possession

#	Player	Tackles Made / Won	Blocks	Interceptions	Pressing Direct	Pressing Indirect	Duels Won - Aerial	Duels Won - Physical	Possession Contests won	Clearances	Loose Ball Receptions	Pushing On	Pushing On into Pressing	Possession Regains	Possession Interrupted
1	BEAUDRY Adam	0 / 0	0	0	0	0	0	0	0	0	10	0	0	8	0
2	VERHOEVEN Oscar	5 / 0	0	1	4	3	2	0	2	0	4	12	1	5	0
5	HAWKINS Stuart	1 / 0	0	0	2	0	0	0	0	2	4	2	1	2	0
6	CORCORAN Matthew	4 / 0	1	2	5	5	1	0	1	3	7	3	2	3	3
7	BERCHIMAS Nimfasha	2 / 0	1	0	7	7	0	0	0	0	6	9	3	2	1
8	SOMA Pedro	1 / 0	1	0	1	1	1	0	1	1	11	0	0	3	1
10	MEDINA Cruz	3 / 0	1	0	4	15	0	0	0	0	6	8	5	1	0
13	MILLER Peyton	3 / 0	2	1	4	4	0	0	0	1	1	3	3	0	0
14	HABROUNE Taha	7 / 0	2	0	10	18	1	0	2	0	5	20	12	1	3
17	FIGUEROA Keyrol	1 / 0	1	1	3	29	0	0	0	0	3	13	12	1	0
18	HARANGI Aiden	4 / 0	0	0	4	3	1	1	3	4	7	11	2	6	1
3	REID-BROWN Tahir	0 / 0	0	0	1	0	1	0	1	0	0	0	0	0	0
9	BURTON Micah	0 / 0	0	0	0	6	0	0	0	0	0	5	3	0	0
11	VAZQUEZ David	1 / 0	2	1	2	0	0	0	0	0	3	0	0	1	1
16	MORALES Santi	0 / 0	1	0	0	1	0	0	0	0	0	0	0	0	1
20	JAMISON Bryce	1 / 0	0	0	2	1	1	0	1	0	0	0	0	1	0

INDIVIDUAL DATA PHYSICAL



Germany v USA



Physical Data

Germany



#	Player	Total Distance (m)	Zone 1: 0-7 km/h (m)	Zone 2: 7-15 km/h (m)	Zone 3: 15-20 km/h (m)	Zone 4: 20-25 km/h (m)	Zone 5: 25+ km/h (m)	High Speed Runs (Zone 4)	Sprints (Zone 5)	Top Speed (km/h)
1	SCHMITT Max	4297.5	3517.9	728.4	51.6	0	0	6.0	0	21.0
4	JELTSCH Finn	9709.3	4304.1	4034.2	814.6	451.5	103.9	83.0	35.0	31.9
6	HARCHAOUI Fayssal	6308.4	2639.4	2712.6	606.9	246.0	104.1	62.0	21.0	32.0
7	BRUNNER Paris	8510.2	4044.9	2868.0	872.3	398.3	326.8	78.0	41.0	32.5
9	MOERSTEDT Max	9541.7	3641.1	4311.9	1103.0	459.0	25.8	98.0	30.0	29.0
10	DARVICH Noah	7179.6	2764.9	3049.2	1056.8	270.7	38.8	85.0	23.0	28.7
11	HERRMANN Charles	9940.3	4387.7	3172.9	1325.0	718.7	336.0	115.0	47.0	33.4
13	HENNIG Maximilian	8426.9	3413.7	3562.0	879.8	434.0	137.4	87.0	37.0	29.6
14	ODOGU David	9120.6	4041.4	3797.8	930.3	321.0	30.1	87.0	25.0	27.8
17	DA SILVA MOREIRA Eric	10032.3	4149.4	3946.7	1079.5	652.1	203.7	100.0	50.0	32.1
20	RAMSAK Robert	11664.7	4152.6	4735.9	1609.7	845.7	321.9	146.0	61.0	32.0
2	RUEGER Kurt	1323.3	376.4	521.8	287.3	125.8	11.9	23.0	7.0	28.0
3	KABAR Almugera	3253.2	1231.7	1364.1	480.2	177.0	0	43.0	16.0	26.9
8	HERWERTH Maximilian	306.0	69.0	141.6	50.3	30.4	14.7	7.0	4.0	26.4
16	OSAWE Winners	3305.1	1473.7	1343.8	318.6	130.9	37.7	35.0	12.0	28.8
18	YALCINKAYA Bilal	1243.2	384.7	484.5	232.9	106.4	34.8	22.0	7.0	27.9



Physical Data

#	Player	Total Distance (m)	Zone 1: 0-7 km/h (m)	Zone 2: 7-15 km/h (m)	Zone 3: 15-20 km/h (m)	Zone 4: 20-25 km/h (m)	Zone 5: 25+ km/h (m)	High Speed Runs (Zone 4)	Sprints (Zone 5)	Top Speed (km/h)
1	BEAUDRY Adam	5409.6	4164.3	1073.8	119.6	51.4	0	11.0	5.0	25.7
2	VERHOEVEN Oscar	9528.4	3980.0	3971.5	928.1	437.4	211.5	81.0	34.0	33.0
5	HAWKINS Stuart	8645.6	2959.4	4364.3	911.2	383.9	25.9	82.0	24.0	27.8
6	CORCORAN Matthew	10658.1	3876.3	4967.7	1298.2	504.1	11.7	116.0	32.0	27.8
7	BERCHIMAS Nimfasha	9942.3	3168.6	4322.9	1616.6	637.3	195.9	138.0	43.0	30.9
8	SOMA Pedro	9330.5	3831.1	4135.3	1044.1	280.8	40.1	84.0	21.0	28.4
10	MEDINA Cruz	9183.8	3151.9	4055.6	1343.6	553.8	78.1	113.0	39.0	28.6
13	MILLER Peyton	6922.8	2443.7	2745.6	1066.8	503.3	163.4	89.0	39.0	32.7
14	HABROUNE Taha	10904.0	4015.9	4675.6	1488.4	656.4	68.7	130.0	41.0	29.5
17	FIGUEROA Keyrol	7066.3	3256.2	2206.1	986.5	449.4	168.9	97.0	40.0	33.1
18	HARANGI Aiden	10247.2	3927.7	4211.6	1213.3	681.4	212.1	111.0	52.0	30.1
3	REID-BROWN Tahir	1135.3	380.7	523.5	119.3	90.4	21.3	14.0	5.0	28.0
9	BURTON Micah	1872.5	742.6	584.0	254.3	216.1	75.3	21.0	14.0	29.4
11	VAZQUEZ David	3834.2	1144.9	1975.4	417.2	252.7	44.1	37.0	19.0	29.0
16	MORALES Santi	1286.5	363.4	495.3	194.5	213.0	20.1	17.0	11.0	29.3
20	JAMISON Bryce	1168.4	379.4	403.5	180.9	136.2	68.6	18.0	11.0	29.3

