



U-17 WORLD CUP
INDONESIA 2023



France 0 - 0 Senegal

Round of 16 - Match 39
22 November 2023
19:00 Kick Off

Jakarta International Stadium

POST MATCH SUMMARY REPORT

Match Summary - Teams

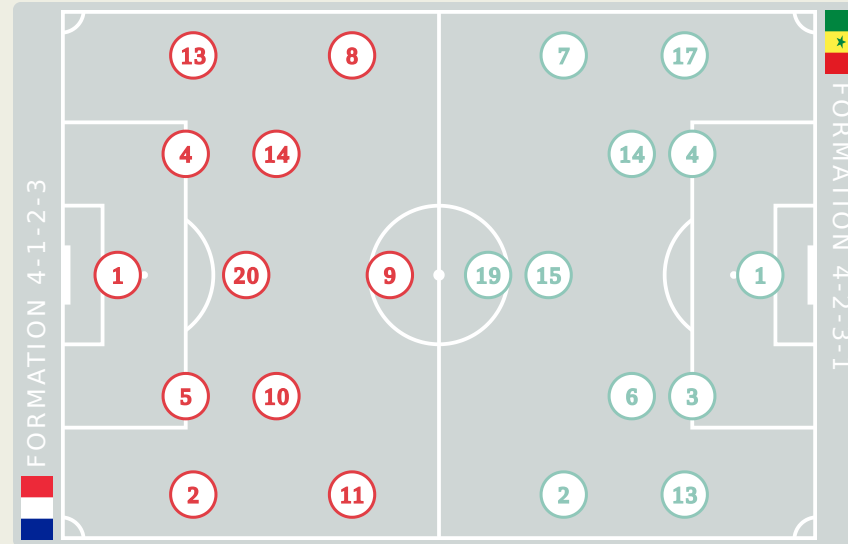


STARTING

| | | | |
|----|----|------------------------|---------|
| 1 | GK | ARGNEY Paul | |
| 2 | DF | TITI Yvann | |
| 4 | DF | MEUPIYOU Bastien | |
| 5 | DF | KAYI SANDA Joachim (C) | |
| 8 | MF | BOUABRE Saimon | |
| 9 | FW | LAMBOURDE Mathis | |
| 10 | MF | BOUNEB Ismail | ↓ 71' |
| 11 | FW | GOMIS Tidiam | ↓ 71' |
| 13 | DF | SADI Aymen | ↓ 90+5' |
| 14 | MF | SYLLA Fode | ↓ 90+5' |
| 20 | MF | AMOUGOU Mathis | ↓ 35' |

SUBSTITUTES

| | | | |
|----|----|-------------------------|---------|
| 16 | GK | NIFLORE Mathys | |
| 21 | GK | VIEL Thimothe | |
| 3 | DF | SANGUI Nhoa | ↑ 90+5' |
| 6 | MF | FERRO Nolan | ↑ 71' |
| 7 | FW | ISSOUFOU Yanis | |
| 12 | DF | ZAGUE Yoram | ↑ 71' |
| 15 | DF | TCHAPTCHET Arthur | |
| 17 | FW | DIALLO Tidiane | ↑ 35' |
| 18 | FW | BOUCHENNA Mohamed-Amine | |
| 19 | FW | TINCRES Joan | ↑ 90+5' |



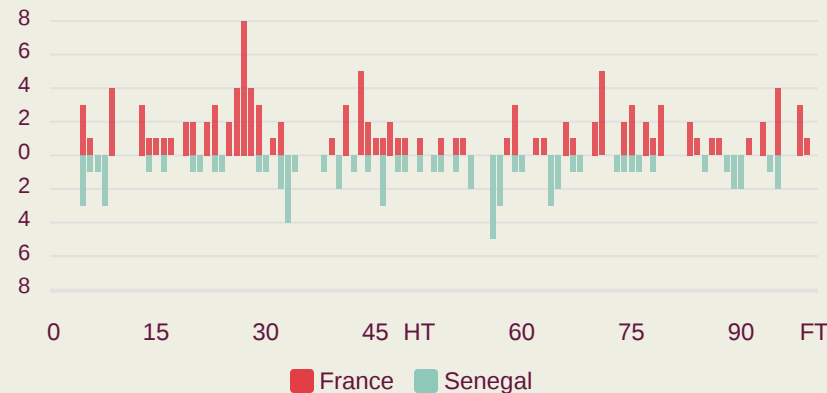
STARTING

| | | | | | |
|-------|-----|-----------------|----|----|--|
| | | DIOUF Serigne | GK | 1 | |
| ↓ 83' | | DIANDY Clayton | FW | 2 | |
| | | DIALLO Mamadou | DF | 3 | |
| | | DIOUF Fallou | DF | 4 | |
| | | DIONG Daouda | MF | 6 | |
| ↓ 88' | 69' | DIEME Yaya | FW | 7 | |
| | | (C) TOURE Alpha | MF | 13 | |
| | | DORIVAL Pierre | MF | 14 | |
| ↓ 75' | | GNING Mamadou | FW | 15 | |
| | | DIALLO Ibrahima | DF | 17 | |
| | | GUEYE Idrissa | FW | 19 | |

SUBSTITUTES

| | | | | | |
|-------|-------|----------------|----|----|--|
| | | MBOUP Macoura | GK | 16 | |
| | | FALL Bamba | GK | 21 | |
| | | BA Boubacar | DF | 5 | |
| | | FAYE Saliou | MF | 8 | |
| 87' | ↑ 75' | SALL Omar | FW | 9 | |
| | | DIOUF Amara | FW | 10 | |
| | | SADIO Lamine | MF | 11 | |
| | | LIMA Guy | DF | 12 | |
| ↑ 88' | | SAWANE Mamadou | FW | 18 | |
| ↑ 83' | | NIABALY Cherif | FW | 20 | |

Distribution in the Final Third



Match Summary - Key Statistics



Possession

| Total | 41% | 18.6% | 40.4% | Total |
|-----------|--|-------|-------|-----------|
| 0 | Goals | | | 0 |
| 8 (4) | Attempts at Goal (On Target) | | | 10 (2) |
| 249 (175) | Total Passes (Complete) | | | 271 (193) |
| 70 % | Pass Completion % | | | 71 % |
| 54 | Completed Line Breaks | | | 60 |
| 8 | Defensive Line Breaks | | | 9 |
| 83 | Receptions in the Final Third | | | 48 |
| 17 | Crosses | | | 14 |
| 26 | Ball Progressions | | | 18 |
| 111 (30) | Defensive Pressures Applied (Direct Pressures) | | | 193 (60) |
| 54 | Forced Turnovers | | | 56 |
| 83 | Second Balls | | | 77 |
| 98.2 km | Total Distance Covered | | | 101.5 km |
| 5.1 km | Zone 4 - Low Speed Sprinting: 20-25 km/h | | | 5.8 km |



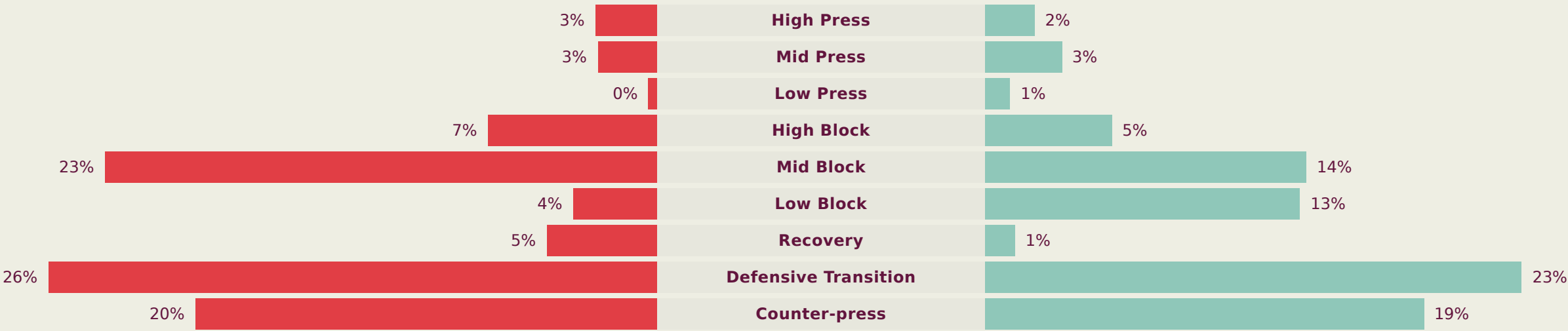
Phases of Play



IN POSSESSION



OUT OF POSSESSION



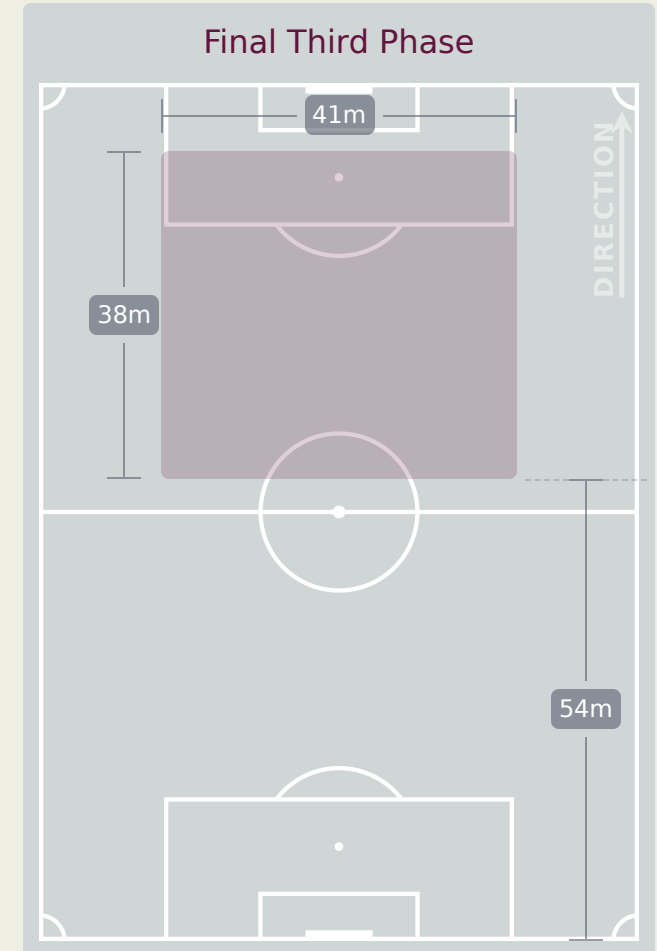
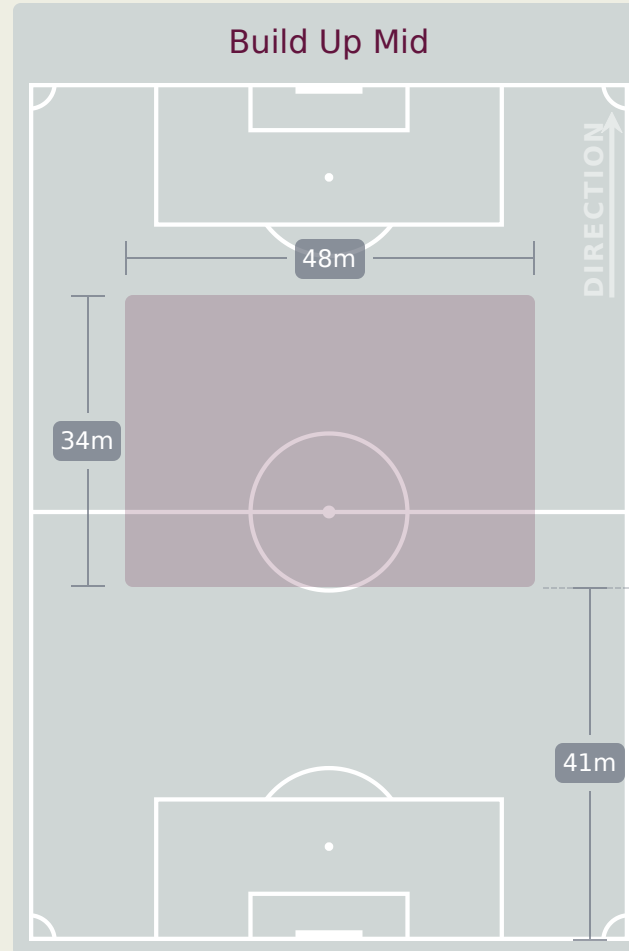
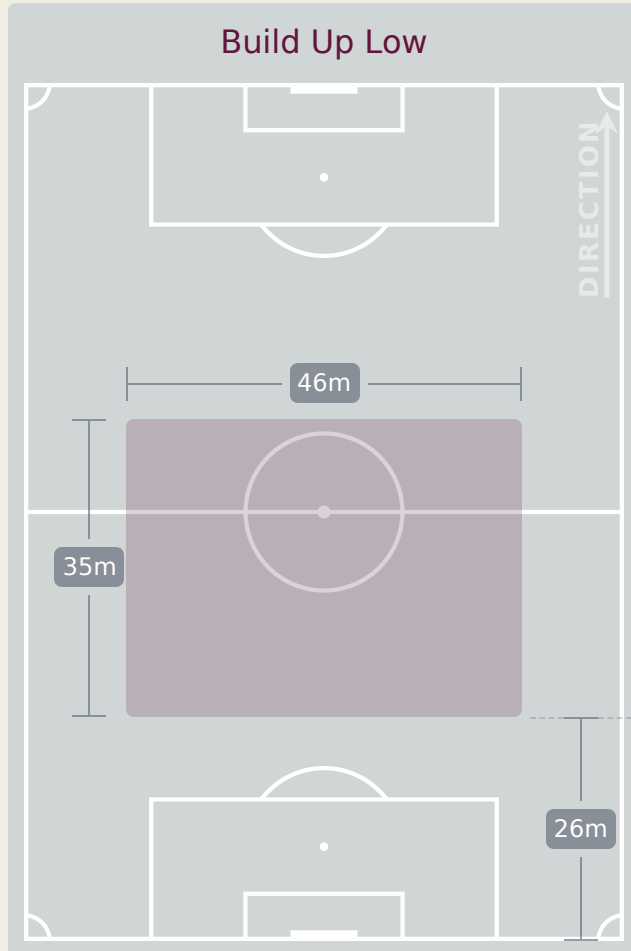
IN POSSESSION



France v Senegal

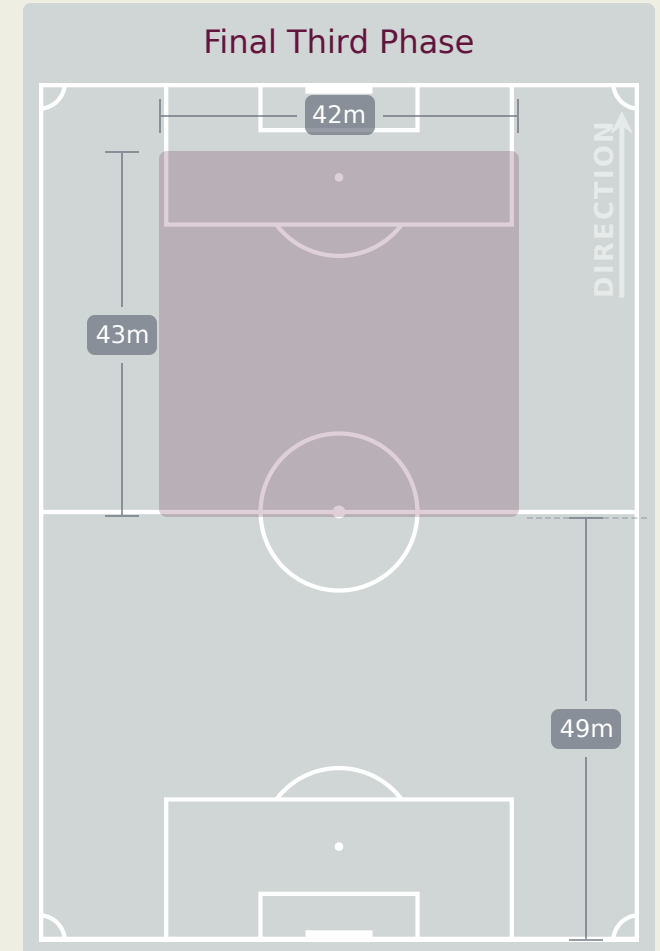
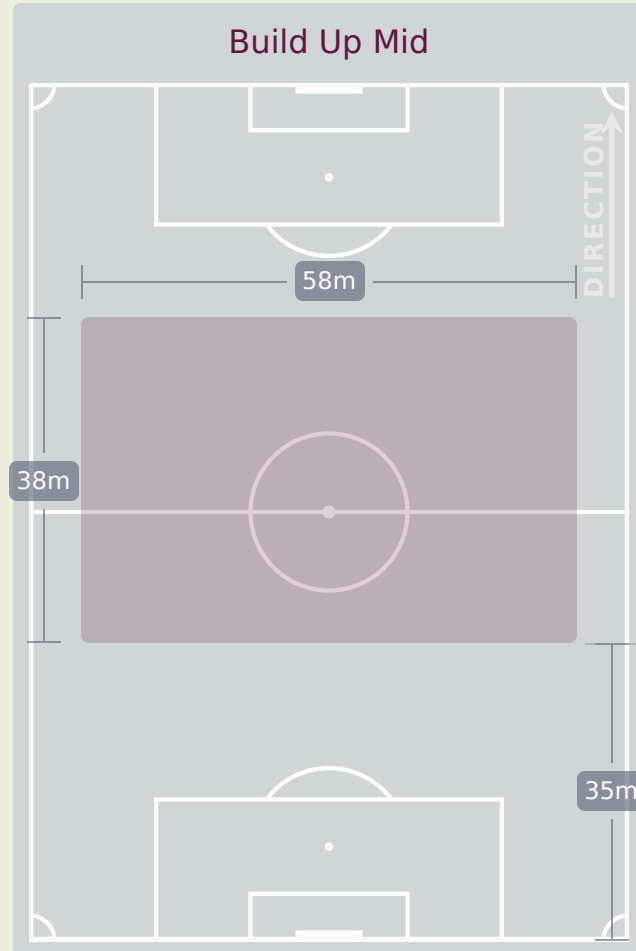
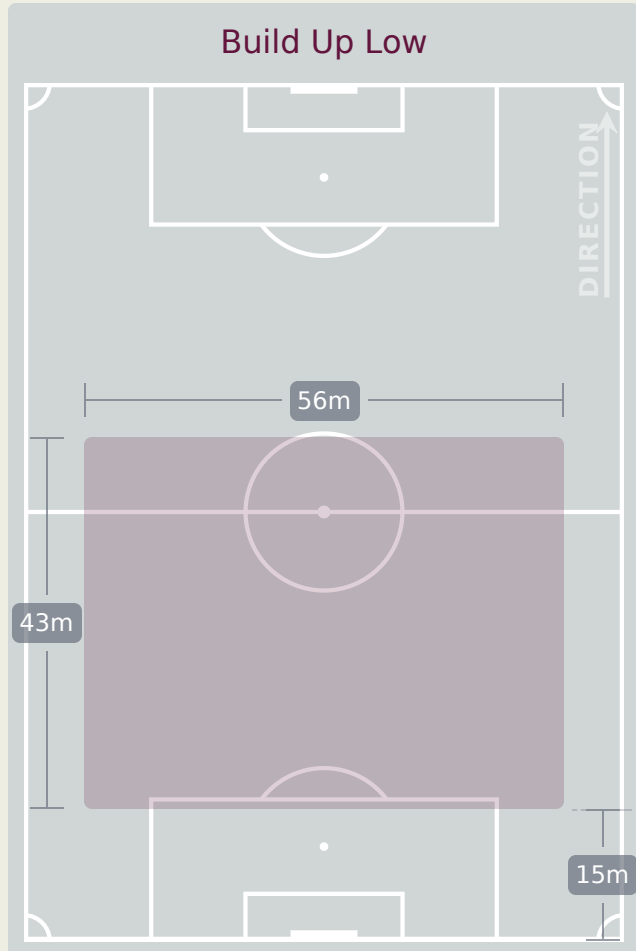


In Possession Line Height & Team Length



In Possession Line Height & Team Length

Senegal

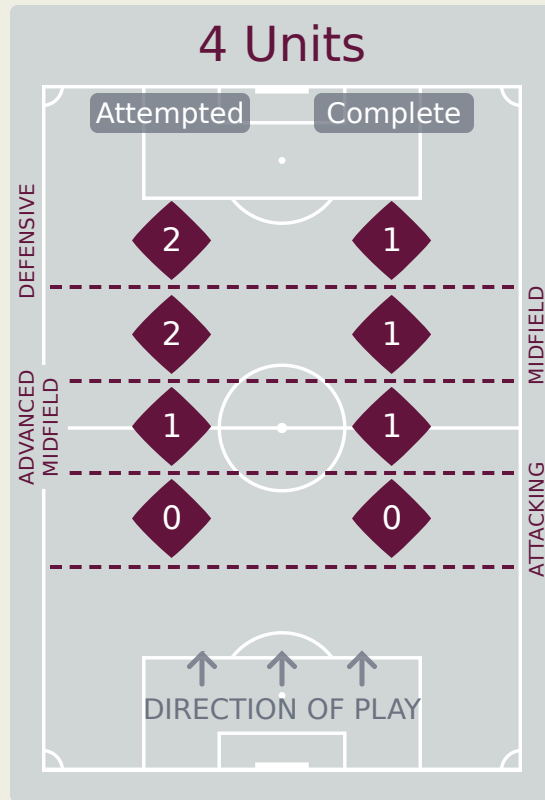
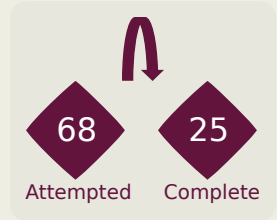
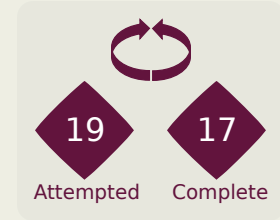


Line Breaks

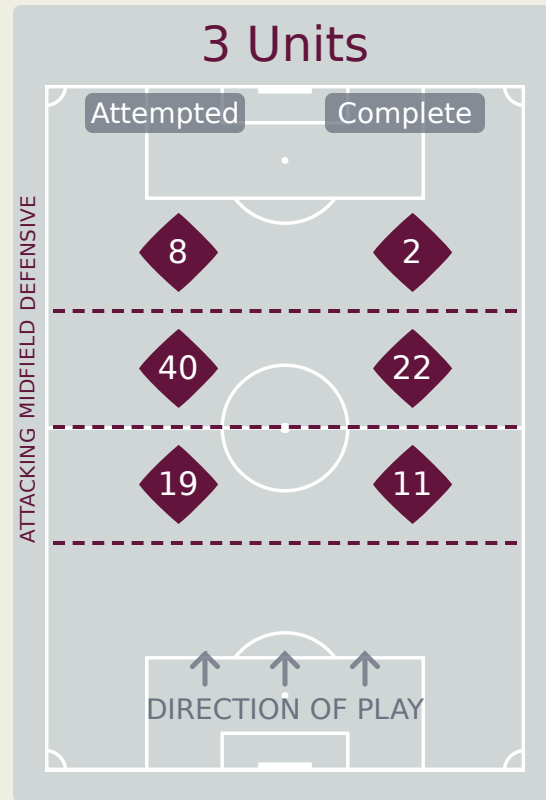


Attempted Line Breaks

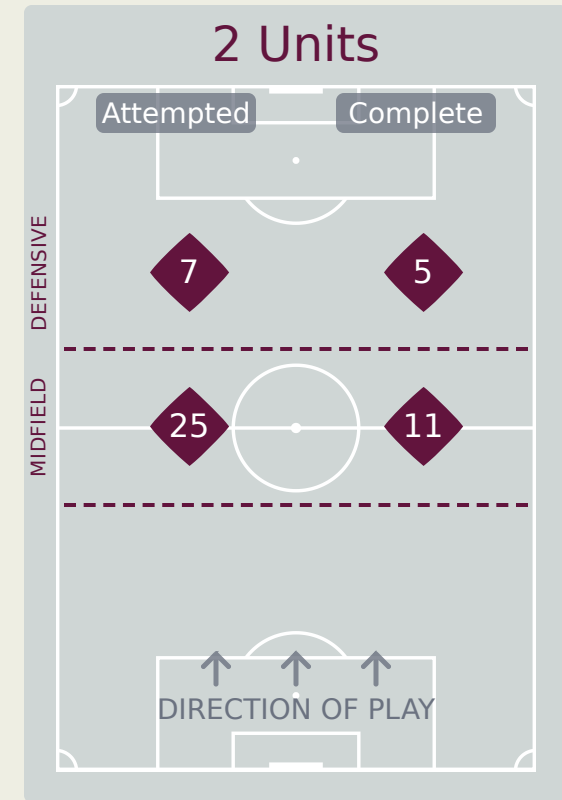
104



| | |
|-----------------------|---|
| Attempted Line Breaks | 5 |
| Inside Shape | 3 |
| Outside Shape | 2 |



| | |
|-----------------------|----|
| Attempted Line Breaks | 67 |
| Inside Shape | 42 |
| Outside Shape | 25 |



| | |
|-----------------------|----|
| Attempted Line Breaks | 32 |
| Inside Shape | 23 |
| Outside Shape | 9 |

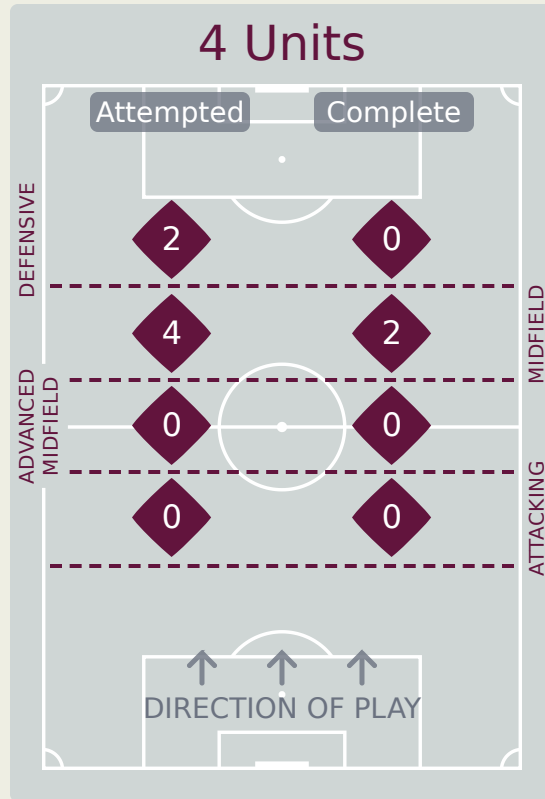
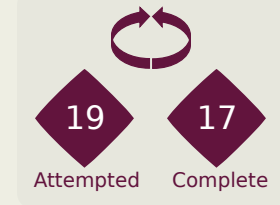
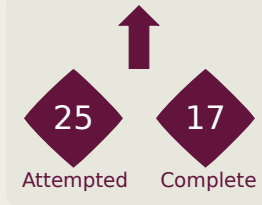
Line Breaks



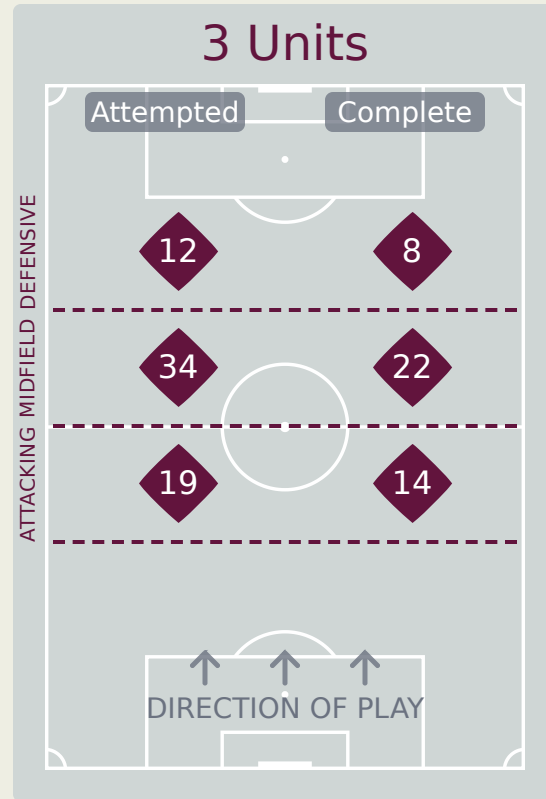
Senegal

Attempted Line Breaks

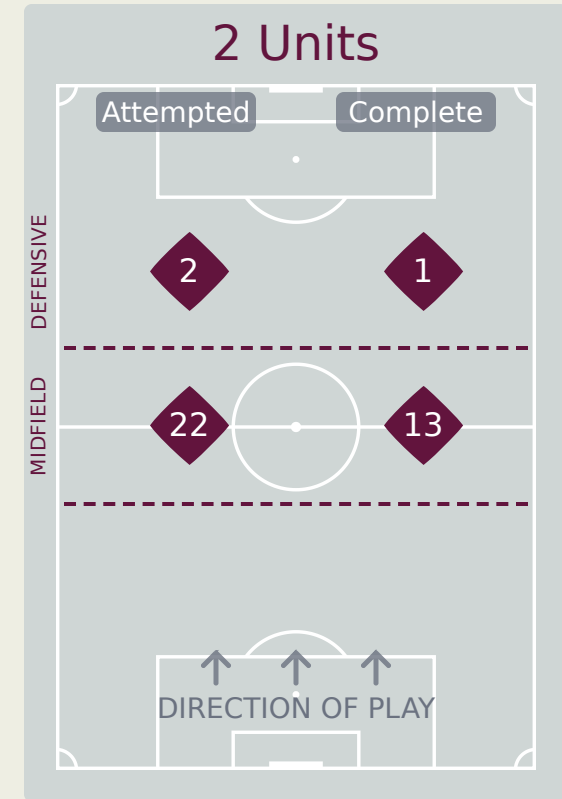
95



| | |
|-----------------------|---|
| Attempted Line Breaks | 6 |
| Inside Shape | 6 |
| Outside Shape | 0 |



| | |
|-----------------------|----|
| Attempted Line Breaks | 65 |
| Inside Shape | 38 |
| Outside Shape | 27 |



| | |
|-----------------------|----|
| Attempted Line Breaks | 24 |
| Inside Shape | 20 |
| Outside Shape | 4 |



Line Breaks

| | | | | | 4 Units | | | | 3 Units | | | 2 Units | | Direction | | | Distribution Type | | |
|----|-----------------|-----------------------|-----------------------|-------------------------|----------------|-------------------------|---------------|----------------|----------------|---------------|----------------|---------------|----------------|-----------|--------|------|-------------------|-------|------------------|
| # | Player | Line Breaks Attempted | Line Breaks Completed | Line Break Completion % | Attacking Line | Attacking Midfield Line | Midfield Line | Defensive Line | Attacking Line | Midfield Line | Defensive Line | Midfield Line | Defensive Line | Through | Around | Over | Pass | Cross | Ball Progression |
| 1 | DIOUF Serigne | 12 | 7 | 58% | 0 | 0 | 0 | 0 | 3 | 7 | 1 | 1 | 0 | 1 | 0 | 11 | 12 | 0 | 0 |
| 2 | DIANDY Clayton | 1 | 0 | 0% | 0 | 0 | 0 | 0 | 0 | 0 | 1 | 0 | 0 | 0 | 1 | 0 | 1 | 0 | 0 |
| 3 | DIALLO Mamadou | 13 | 4 | 30% | 0 | 0 | 0 | 0 | 4 | 5 | 1 | 3 | 0 | 3 | 1 | 9 | 13 | 0 | 0 |
| 4 | DIOUF Fallou | 10 | 7 | 70% | 0 | 0 | 0 | 0 | 2 | 6 | 0 | 1 | 1 | 1 | 3 | 6 | 10 | 0 | 0 |
| 6 | DIONG Daouda | 7 | 4 | 57% | 0 | 0 | 0 | 1 | 1 | 0 | 3 | 2 | 0 | 3 | 3 | 1 | 7 | 0 | 0 |
| 7 | DIEME Yaya | 4 | 4 | 100% | 0 | 0 | 0 | 0 | 0 | 1 | 3 | 0 | 0 | 1 | 3 | 0 | 2 | 0 | 2 |
| 13 | TOURE Alpha | 19 | 11 | 57% | 0 | 0 | 1 | 1 | 6 | 4 | 0 | 7 | 0 | 3 | 6 | 10 | 19 | 0 | 0 |
| 14 | DORIVAL Pierre | 9 | 7 | 77% | 0 | 0 | 1 | 0 | 2 | 2 | 0 | 4 | 0 | 8 | 0 | 1 | 9 | 0 | 0 |
| 15 | GNING Mamadou | 9 | 6 | 66% | 0 | 0 | 1 | 0 | 0 | 5 | 3 | 0 | 0 | 3 | 2 | 4 | 9 | 0 | 0 |
| 17 | DIALLO Ibrahima | 10 | 10 | 100% | 0 | 0 | 1 | 0 | 0 | 4 | 0 | 4 | 1 | 1 | 0 | 9 | 10 | 0 | 0 |
| 19 | GUEYE Idrissa | 0 | 0 | 0% | 0 | 0 | 0 | 0 | 0 | 0 | 0 | 0 | 0 | 0 | 0 | 0 | 0 | 0 | 0 |
| 9 | SALL Omar | 0 | 0 | 0% | 0 | 0 | 0 | 0 | 0 | 0 | 0 | 0 | 0 | 0 | 0 | 0 | 0 | 0 | 0 |
| 18 | SAWANE Mamadou | 0 | 0 | 0% | 0 | 0 | 0 | 0 | 0 | 0 | 0 | 0 | 0 | 0 | 0 | 0 | 0 | 0 | 0 |
| 20 | NIABALY Cherif | 1 | 0 | 0% | 0 | 0 | 0 | 0 | 1 | 0 | 0 | 0 | 0 | 1 | 0 | 0 | 0 | 0 | 1 |

Passing Networks



| # | Passes From ↓ to → | ARGNEY Paul | TITI Yvann | MEUPIYOU Bastien | KAYI SANDA Joachim | BOUABRE Saimon | LAMBOURDE Mathis | BOUNEB Ismail | GOMIS Tidiam | SADI Aymen | SYLLA Fode | AMOUGOU Mathis | SANGUI Nhoa | FERRO Nolan | ZAGUE Yoram | DIALLO Tidiane | TINCRES Joan |
|----|--------------------|-------------|------------|------------------|--------------------|----------------|------------------|---------------|--------------|------------|------------|----------------|-------------|-------------|-------------|----------------|--------------|
| 1 | ARGNEY Paul | 0 | 0 | 1 | 0 | 0 | 0 | 1 | 1 | 0 | 1 | 0 | 0 | 0 | 0 | 0 | 0 |
| 2 | TITI Yvann | 1 | 0 | 1 | 1 | 1 | 1 | 1 | 3 | 0 | 1 | 0 | 0 | 0 | 1 | 0 | 0 |
| 4 | MEUPIYOU Bastien | 1 | 2 | 0 | 2 | 3 | 0 | 0 | 0 | 1 | 0 | 1 | 0 | 0 | 0 | 1 | 0 |
| 5 | KAYI SANDA Joachim | 3 | 2 | 0 | 0 | 0 | 0 | 0 | 2 | 1 | 1 | 0 | 0 | 0 | 1 | 0 | 1 |
| 8 | BOUABRE Saimon | 0 | 1 | 1 | 0 | 0 | 1 | 5 | 3 | 5 | 4 | 1 | 0 | 0 | 0 | 5 | 0 |
| 9 | LAMBOURDE Mathis | 0 | 0 | 1 | 0 | 0 | 0 | 3 | 1 | 1 | 0 | 0 | 0 | 0 | 0 | 0 | 0 |
| 10 | BOUNEB Ismail | 0 | 2 | 0 | 0 | 6 | 2 | 0 | 2 | 1 | 0 | 0 | 0 | 0 | 0 | 0 | 0 |
| 11 | GOMIS Tidiam | 0 | 4 | 0 | 0 | 0 | 4 | 0 | 0 | 1 | 0 | 1 | 0 | 0 | 0 | 0 | 0 |
| 13 | SADI Aymen | 0 | 1 | 4 | 2 | 4 | 0 | 0 | 0 | 0 | 1 | 1 | 0 | 1 | 0 | 2 | 0 |
| 14 | SYLLA Fode | 1 | 1 | 2 | 3 | 3 | 0 | 1 | 2 | 4 | 0 | 0 | 0 | 0 | 0 | 2 | 0 |
| 20 | AMOUGOU Mathis | 0 | 0 | 3 | 0 | 2 | 0 | 1 | 0 | 1 | 0 | 0 | 0 | 0 | 0 | 0 | 0 |
| 3 | SANGUI Nhoa | 0 | 0 | 0 | 0 | 0 | 0 | 0 | 0 | 0 | 0 | 0 | 0 | 0 | 0 | 0 | 0 |
| 6 | FERRO Nolan | 0 | 1 | 0 | 1 | 0 | 0 | 0 | 0 | 0 | 0 | 0 | 0 | 0 | 0 | 0 | 0 |
| 12 | ZAGUE Yoram | 0 | 1 | 0 | 0 | 0 | 1 | 0 | 0 | 0 | 2 | 0 | 0 | 0 | 0 | 0 | 0 |
| 17 | DIALLO Tidiane | 0 | 0 | 0 | 0 | 5 | 0 | 0 | 0 | 1 | 1 | 0 | 0 | 1 | 0 | 0 | 0 |
| 19 | TINCRES Joan | 0 | 0 | 0 | 0 | 0 | 0 | 0 | 0 | 0 | 0 | 0 | 0 | 0 | 0 | 1 | 0 |

| Top 5 Player to Player Passers | | |
|--------------------------------|----------------|------------------------|
| Player | Passed To | % of Total Team Passes |
| BOUNEB Ismail | BOUABRE Saimon | 4% |
| BOUABRE Saimon | SADI Aymen | 3.4% |
| BOUABRE Saimon | BOUNEB Ismail | 3.4% |
| BOUABRE Saimon | DIALLO Tidiane | 3.4% |
| DIALLO Tidiane | BOUABRE Saimon | 3.4% |

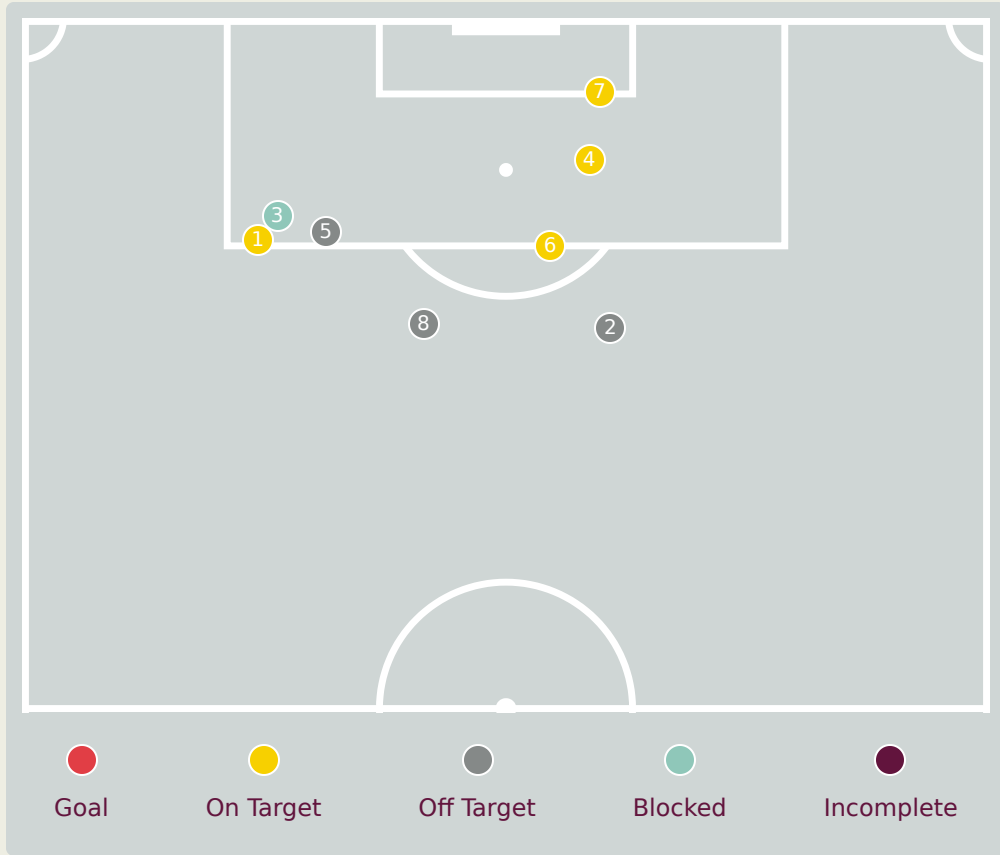


Passing Networks

| # | Passes From ↓ to → | DIOUF Serigne | DIANDY Clayton | DIALLO Mamadou | DIOUF Fallou | DIONG Daouda | DIEME Yaya | TOURE Alpha | DORIVAL Pierre | GNING Mamadou | DIALLO Ibrahima | GUEYE Idrissa | SALL Omar | SAWANE Mamadou | NIABALY Cherif |
|----|--------------------|---------------|----------------|----------------|--------------|--------------|------------|-------------|----------------|---------------|-----------------|---------------|-----------|----------------|----------------|
| 1 | DIOUF Serigne | 11 | 1 | 11 | 9 | 2 | 1 | 2 | 1 | 2 | 1 | 0 | 1 | 0 | 0 |
| 2 | DIANDY Clayton | 0 | 0 | 0 | 0 | 0 | 0 | 0 | 0 | 4 | 0 | 1 | 0 | 0 | 0 |
| 3 | DIALLO Mamadou | 4 | 0 | 0 | 5 | 2 | 0 | 6 | 1 | 1 | 0 | 1 | 0 | 0 | 0 |
| 4 | DIOUF Fallou | 9 | 0 | 5 | 0 | 0 | 3 | 1 | 2 | 0 | 0 | 0 | 0 | 0 | 0 |
| 6 | DIONG Daouda | 0 | 2 | 3 | 2 | 0 | 1 | 0 | 2 | 1 | 3 | 0 | 0 | 0 | 1 |
| 7 | DIEME Yaya | 0 | 0 | 0 | 0 | 0 | 0 | 0 | 1 | 2 | 4 | 0 | 0 | 0 | 0 |
| 13 | TOURE Alpha | 3 | 2 | 2 | 0 | 0 | 1 | 0 | 1 | 4 | 0 | 1 | 0 | 0 | 0 |
| 14 | DORIVAL Pierre | 0 | 0 | 0 | 1 | 4 | 2 | 2 | 0 | 2 | 4 | 1 | 1 | 0 | 0 |
| 15 | GNING Mamadou | 0 | 3 | 1 | 0 | 1 | 3 | 2 | 2 | 0 | 0 | 1 | 0 | 0 | 0 |
| 17 | DIALLO Ibrahima | 2 | 1 | 0 | 6 | 1 | 2 | 0 | 1 | 2 | 0 | 2 | 0 | 0 | 0 |
| 19 | GUEYE Idrissa | 0 | 2 | 0 | 0 | 3 | 3 | 0 | 2 | 0 | 2 | 0 | 0 | 0 | 0 |
| 9 | SALL Omar | 0 | 0 | 0 | 0 | 0 | 0 | 0 | 0 | 0 | 0 | 0 | 0 | 0 | 0 |
| 18 | SAWANE Mamadou | 0 | 0 | 0 | 0 | 0 | 0 | 0 | 0 | 0 | 0 | 0 | 0 | 0 | 0 |
| 20 | NIABALY Cherif | 0 | 0 | 0 | 0 | 0 | 0 | 0 | 0 | 0 | 0 | 0 | 0 | 0 | 0 |

| Top 5 Player to Player Passers | | |
|--------------------------------|----------------|------------------------|
| Player | Passed To | % of Total Team Passes |
| DIOUF Serigne | DIALLO Mamadou | 6.4% |
| DIOUF Serigne | DIOUF Fallou | 5.3% |
| DIOUF Fallou | DIOUF Serigne | 5.3% |
| DIALLO Mamadou | TOURE Alpha | 3.5% |
| DIALLO Ibrahima | DIOUF Fallou | 3.5% |

Attempts at Goal




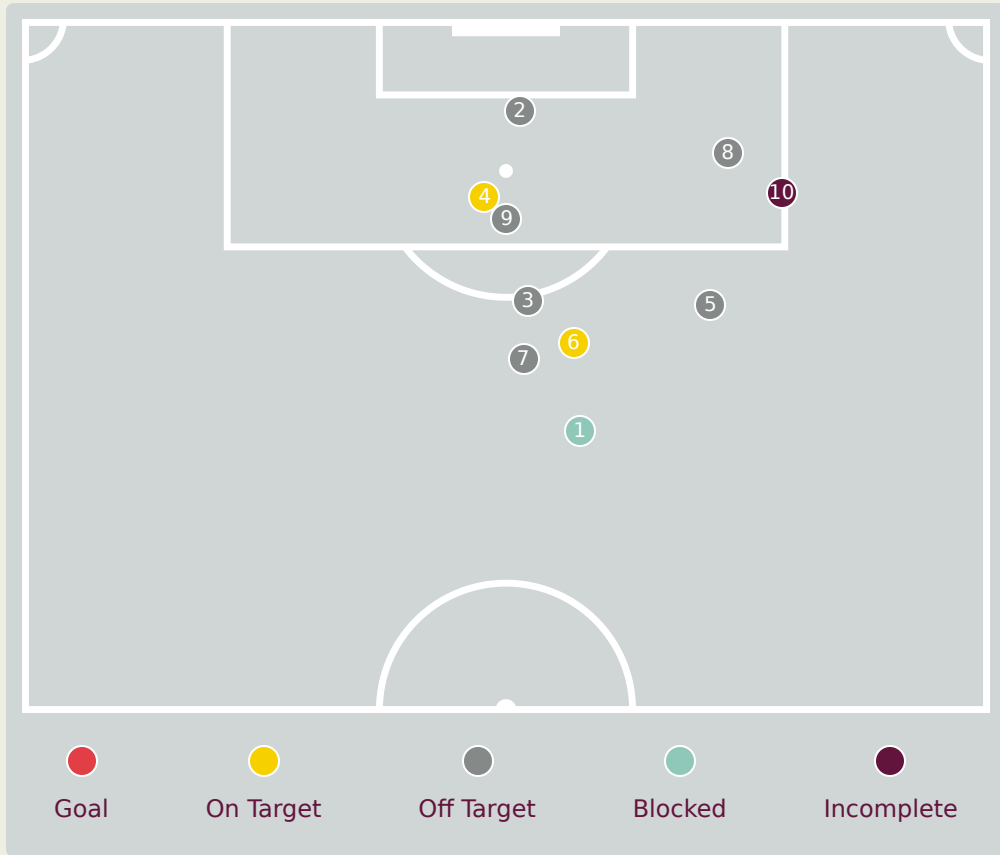
| Key | Outcome | Shots |
|-----|------------|-------|
| ● | Goals | 0 |
| ● | On Target | 4 |
| ● | Off Target | 3 |
| ● | Blocked | 1 |
| ● | Incomplete | 0 |






Attempts at Goal

France

| Time | Player | Outcome | Body Part | Delivery Type |
|------|--------------------|----------------------|------------|---------------|
| 20 | 2 TITI Yvann | On Target - Saved | Right Foot | Pass |
| 23 | 10 BOUNEB Ismail | Off Target | Right Foot | Pass |
| 26 | 11 GOMIS Tidiam | Incomplete - Blocked | Right Foot | Pass |
| 28 | 9 LAMBOURDE Mathis | On Target - Saved | Left Foot | Pass |
| 44 | 17 DIALLO Tidiane | Off Target | Right Foot | Pass |
| 47 | 10 BOUNEB Ismail | On Target - Saved | Right Foot | Pass |
| 53 | 2 TITI Yvann | On Target - Saved | Head | Freekick |
| 63 | 13 SADI Aymen | Off Target | Right Foot | Freekick |

Attempts at Goal



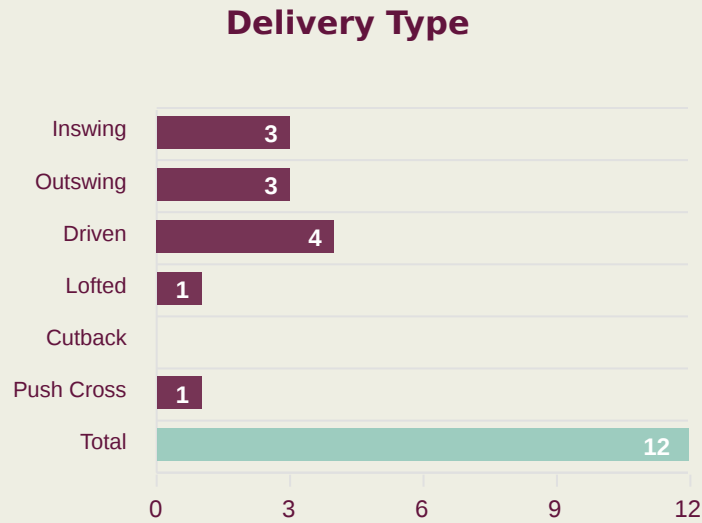
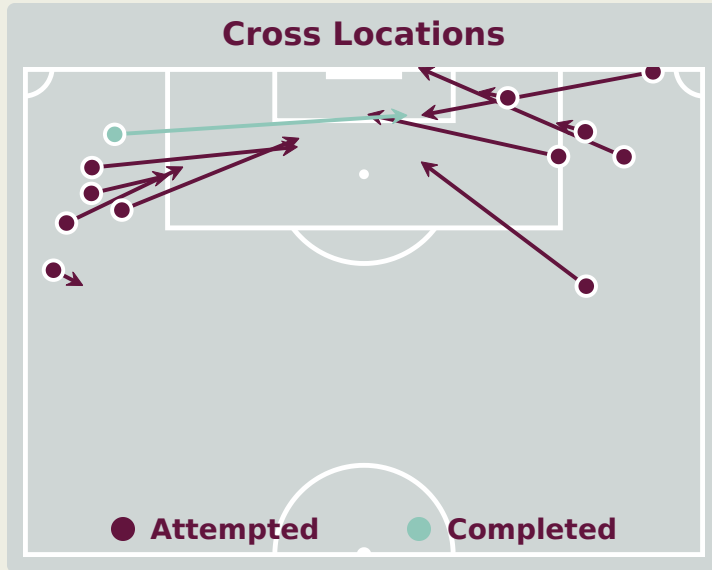
| Key | Outcome | Shots |
|--|------------|-------|
|  | Goals | 0 |
|  | On Target | 2 |
|  | Off Target | 6 |
|  | Blocked | 1 |
|  | Incomplete | 1 |

Attempts at Goal

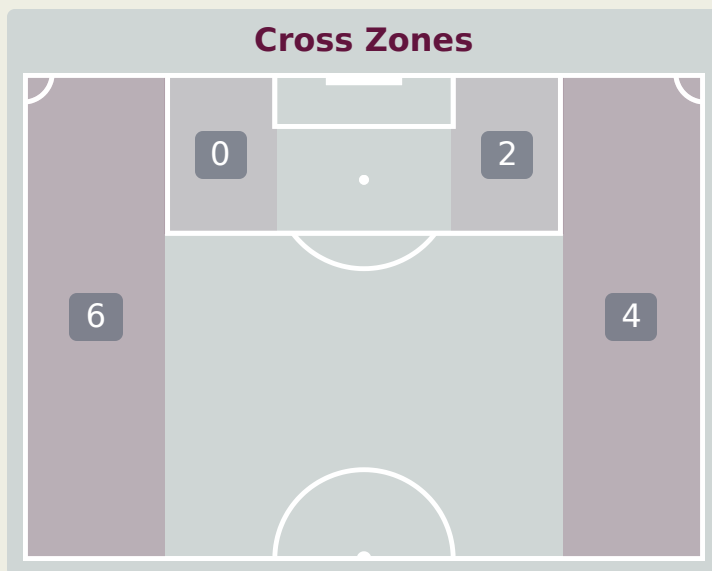


| Time | Player | Outcome | Body Part | Delivery Type |
|------|-------------------|--|------------|---------------|
| 5 | 14 DORIVAL Pierre | Incomplete - Blocked | Left Foot | Pass |
| 34 | 19 GUEYE Idrissa | Off Target | Head | Corner |
| 41 | 2 DIANDY Clayton | Deflected Off Target - Defensive Event | Left Foot | Pass |
| 47 | 2 DIANDY Clayton | On Target - Saved | Left Foot | Loose Ball |
| 47 | 7 DIEME Yaya | Off Target | Left Foot | Other |
| 57 | 19 GUEYE Idrissa | On Target - Saved | Right Foot | Pass |
| 61 | 2 DIANDY Clayton | Off Target | Right Foot | Other |
| 65 | 7 DIEME Yaya | Off Target | Left Foot | Cross |
| 65 | 2 DIANDY Clayton | Off Target | Right Foot | Cross |
| 91 | 20 NIABALY Cherif | Incomplete - Player On Ball Error | Left Foot | Loose Ball |

Crosses (Open Play)



| # | Player | Inswing | Outswing | Driven | Lofted | Cutback | Push Cross | Total Attempted |
|----|--------------------|---------|----------|--------|--------|---------|------------|-----------------|
| 1 | ARGNEY Paul | 0 | 0 | 0 | 0 | 0 | 0 | 0 |
| 2 | TITI Yvann | 0 | 0 | 2 | 0 | 0 | 0 | 2 |
| 4 | MEUPIYOU Bastien | 0 | 0 | 0 | 0 | 0 | 0 | 0 |
| 5 | KAYI SANDA Joachim | 0 | 0 | 0 | 0 | 0 | 0 | 0 |
| 8 | BOUABRE Saimon | 1 | 1 | 0 | 0 | 0 | 0 | 2 |
| 9 | LAMBOURDE Mathis | 0 | 0 | 0 | 0 | 0 | 0 | 0 |
| 10 | BOUNEB Ismail | 2 | 0 | 0 | 0 | 0 | 0 | 2 |
| 11 | GOMIS Tidiam | 0 | 1 | 1 | 0 | 0 | 0 | 2 |
| 13 | SADI Aymen | 0 | 1 | 1 | 0 | 0 | 0 | 2 |
| 14 | SYLLA Fode | 0 | 0 | 0 | 0 | 0 | 0 | 0 |
| 20 | AMOUGOU Mathis | 0 | 0 | 0 | 0 | 0 | 0 | 0 |
| 3 | SANGUI Nhoa | 0 | 0 | 0 | 0 | 0 | 0 | 0 |
| 6 | FERRO Nolan | 0 | 0 | 0 | 0 | 0 | 0 | 0 |
| 12 | ZAGUE Yoram | 0 | 0 | 0 | 1 | 0 | 0 | 1 |
| 17 | DIALLO Tidiane | 0 | 0 | 0 | 0 | 0 | 1 | 1 |
| 19 | TINCRES Joan | 0 | 0 | 0 | 0 | 0 | 0 | 0 |



Attempted

12

Completed

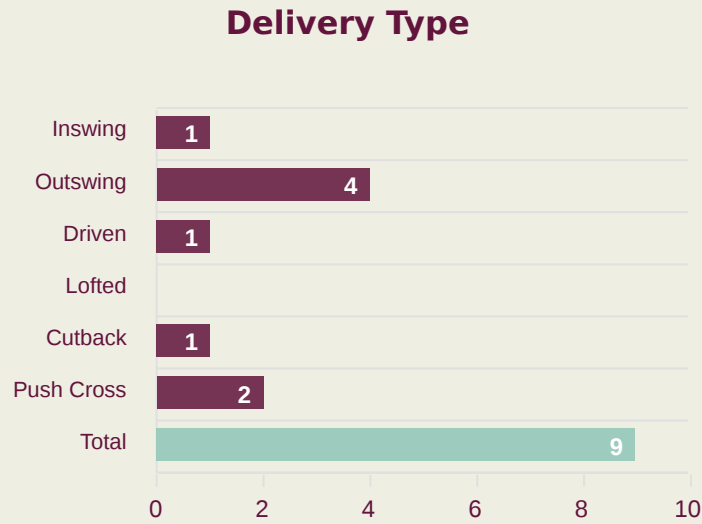
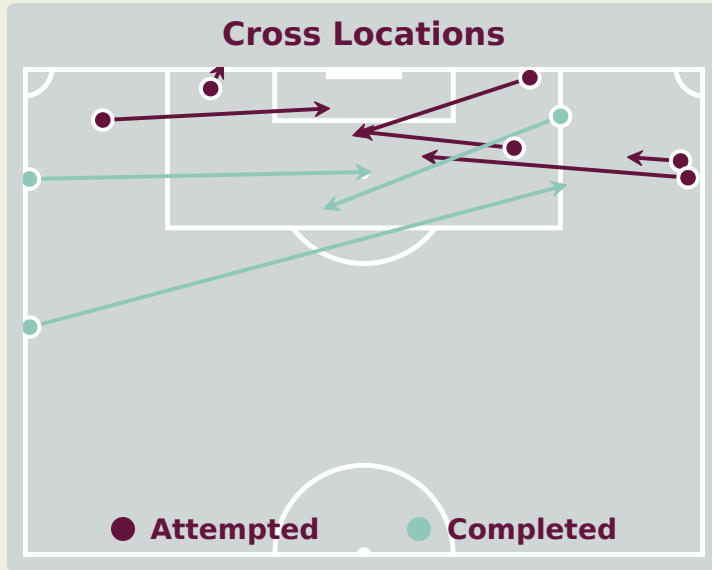
1

Most Crosses Attempted

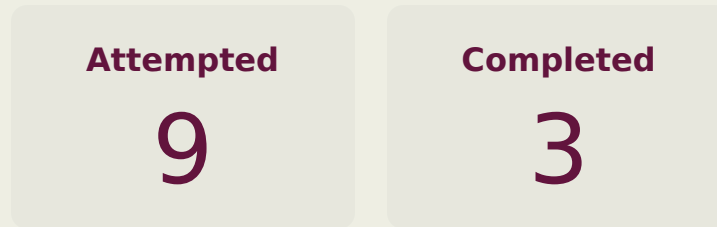
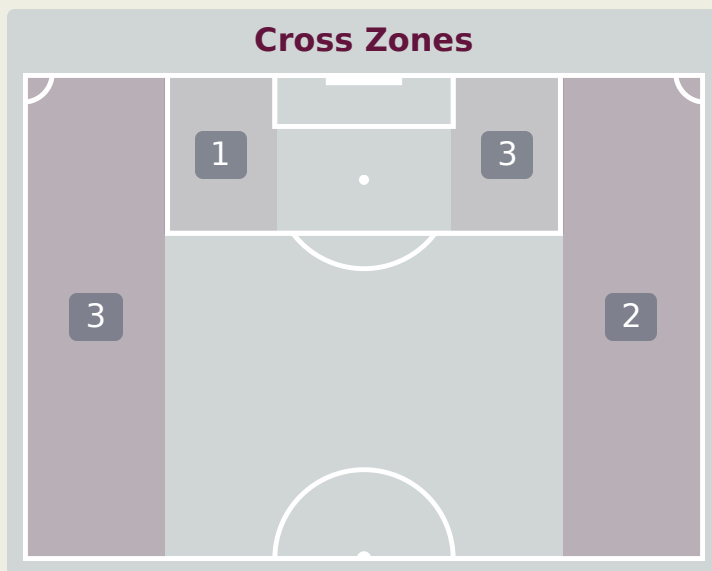
2

TITI Yvann
RIGHT BACK

Crosses (Open Play)



| # | Player | Inswing | Outswing | Driven | Lofted | Cutback | Push Cross | Total Attempted |
|----|-----------------|---------|----------|--------|--------|---------|------------|-----------------|
| 1 | DIOUF Serigne | 0 | 0 | 0 | 0 | 0 | 0 | 0 |
| 2 | DIANDY Clayton | 0 | 1 | 0 | 0 | 0 | 1 | 2 |
| 3 | DIALLO Mamadou | 0 | 0 | 0 | 0 | 0 | 0 | 0 |
| 4 | DIOUF Fallou | 0 | 0 | 0 | 0 | 0 | 0 | 0 |
| 6 | DIONG Daouda | 0 | 0 | 0 | 0 | 0 | 0 | 0 |
| 7 | DIEME Yaya | 0 | 0 | 1 | 0 | 1 | 0 | 2 |
| 13 | TOURE Alpha | 0 | 1 | 0 | 0 | 0 | 0 | 1 |
| 14 | DORIVAL Pierre | 0 | 0 | 0 | 0 | 0 | 0 | 0 |
| 15 | GNING Mamadou | 1 | 0 | 0 | 0 | 0 | 0 | 1 |
| 17 | DIALLO Ibrahima | 0 | 2 | 0 | 0 | 0 | 0 | 2 |
| 19 | GUEYE Idrissa | 0 | 0 | 0 | 0 | 0 | 0 | 0 |
| 9 | SALL Omar | 0 | 0 | 0 | 0 | 0 | 0 | 0 |
| 18 | SAWANE Mamadou | 0 | 0 | 0 | 0 | 0 | 0 | 0 |
| 20 | NIABALY Cherif | 0 | 0 | 0 | 0 | 0 | 1 | 1 |



Offering to Receive

139

Total Offers Made

30

Total Offers Received

Most Offers

28

GOMIS Tidiam
RIGHT WINGER

72

Offers Made in Final Third

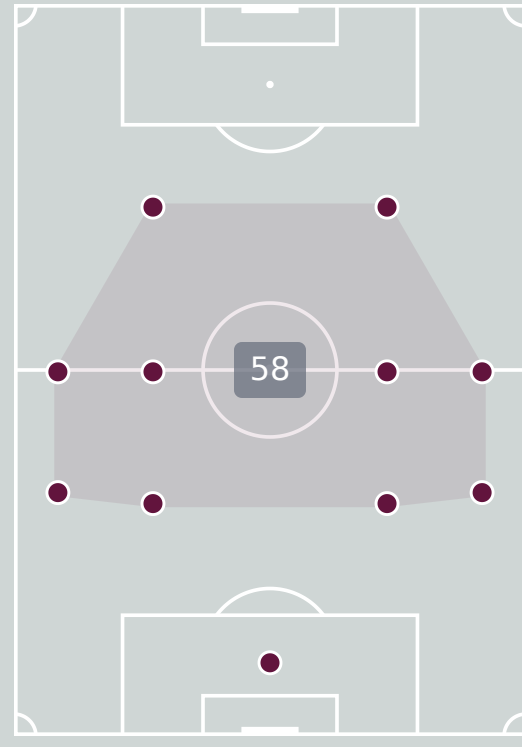
57

Offers Made in Middle Third

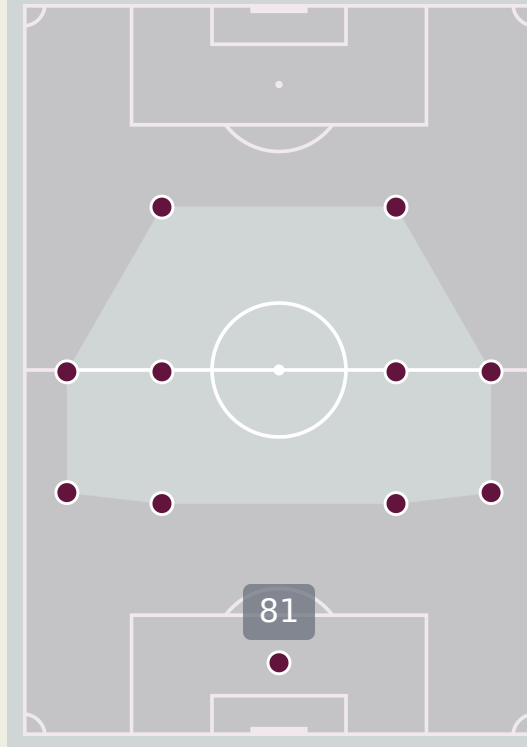
10

Offers Made in Defensive Third

Offers Made Inside Shape



Offers Made Outside Shape



| # | Player | Offers Made | Offers Received | % Made & Received |
|----|--------------------|-------------|-----------------|-------------------|
| 1 | ARGNEY Paul | 2 | 1 | 50% |
| 2 | TITI Yvann | 2 | 2 | 100% |
| 4 | MEUPIYOU Bastien | 1 | 1 | 100% |
| 5 | KAYI SANDA Joachim | 1 | 0 | 0% |
| 8 | BOUABRE Saimon | 3 | 1 | 33.3% |
| 9 | LAMBOURDE Mathis | 2 | 1 | 50% |
| 10 | BOUNEB Ismail | 26 | 5 | 19.2% |
| 11 | GOMIS Tidiam | 28 | 6 | 21.4% |
| 13 | SADI Aymen | 11 | 1 | 9.1% |
| 14 | SYLLA Fode | 21 | 3 | 14.3% |
| 20 | AMOUGOU Mathis | 8 | 1 | 12.5% |
| 3 | SANGUI Nhoa | 1 | 0 | 0% |
| 6 | FERRO Nolan | 10 | 1 | 10% |
| 12 | ZAGUE Yoram | 8 | 1 | 12.5% |
| 17 | DIALLO Tidiane | 14 | 5 | 35.7% |
| 19 | TINCRES Joan | 1 | 1 | 100% |

Offering to Receive

188

Total Offers Made

52

Total Offers Received

Most Offers

45

DIEME Yaya

ATTACKING MIDFIELD RIGHT

63

Offers Made in Final Third

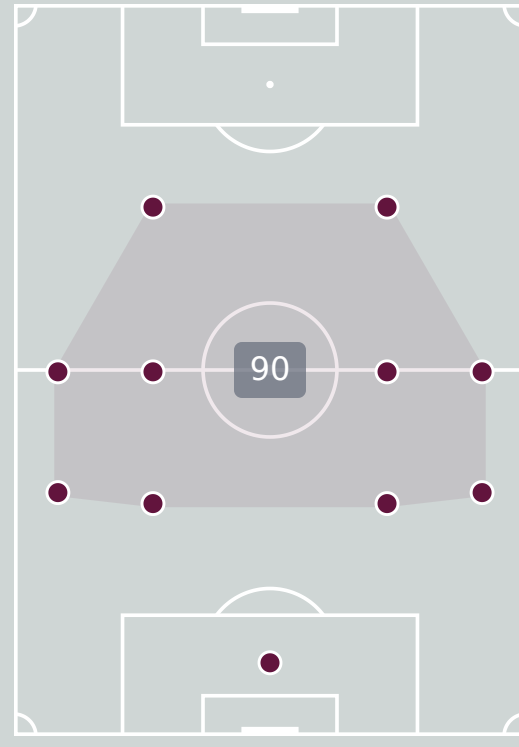
101

Offers Made in Middle Third

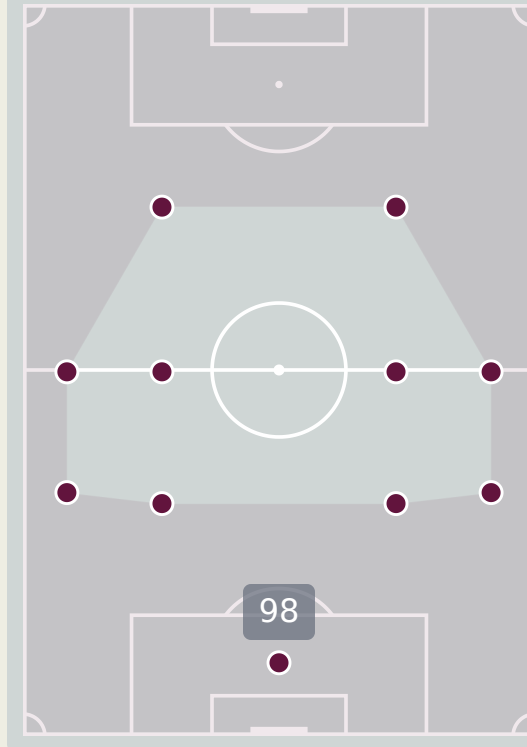
24

Offers Made in Defensive Third

Offers Made Inside Shape



Offers Made Outside Shape



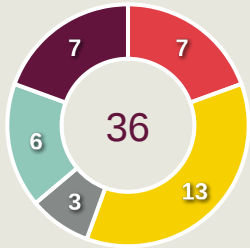
| # | Player | Offers Made | Offers Received | % Made & Received |
|----|-----------------|-------------|-----------------|-------------------|
| 1 | DIOUF Serigne | 2 | 2 | 100% |
| 2 | DIANDY Clayton | 30 | 7 | 23.3% |
| 3 | DIALLO Mamadou | 1 | 0 | 0% |
| 4 | DIOUF Fallou | 5 | 2 | 40% |
| 6 | DIONG Daouda | 31 | 9 | 29% |
| 7 | DIEME Yaya | 45 | 11 | 24.4% |
| 13 | TOURE Alpha | 10 | 2 | 20% |
| 14 | DORIVAL Pierre | 8 | 5 | 62.5% |
| 15 | GNING Mamadou | 20 | 8 | 40% |
| 17 | DIALLO Ibrahima | 13 | 3 | 23.1% |
| 19 | GUEYE Idrissa | 20 | 2 | 10% |
| 9 | SALL Omar | 1 | 0 | 0% |
| 18 | SAWANE Mamadou | 1 | 0 | 0% |
| 20 | NIABALY Cherif | 1 | 1 | 100% |



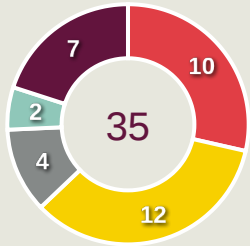
Movement to Receive

Movement Types by Phase

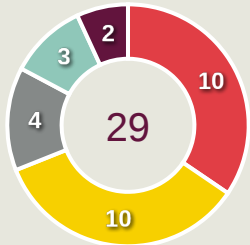
Final Third Phase



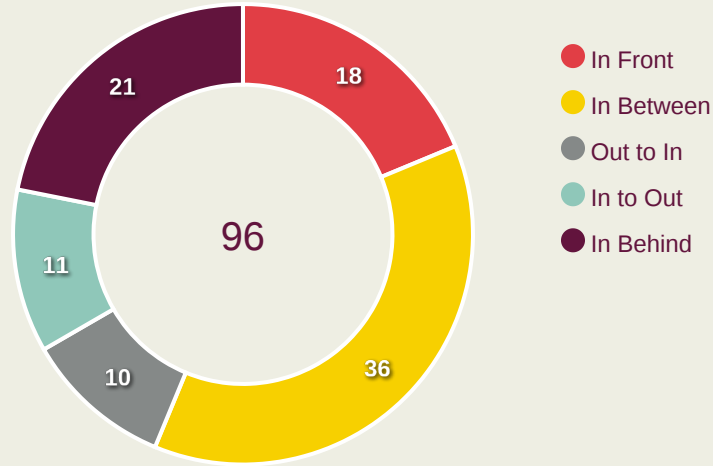
Progression Phase



Build Up Phase



All Movement Types

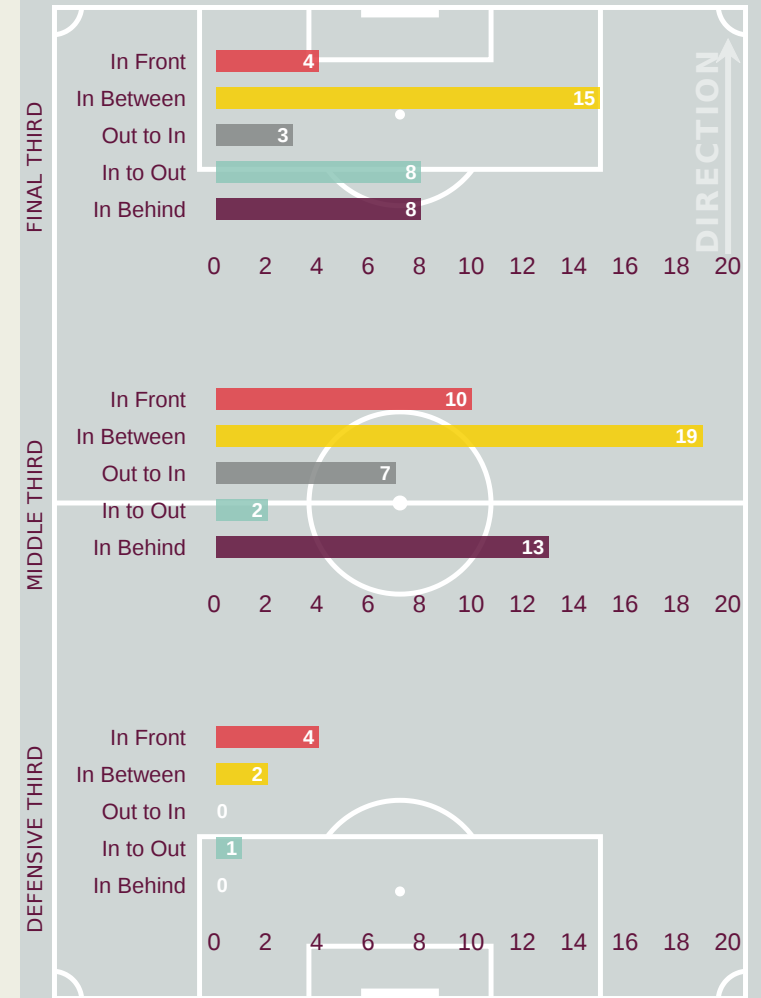


- In Front
- In Between
- Out to In
- In to Out
- In Behind

Top Ranked Players

| Type | Player | Movements |
|------------|-------------------|-----------|
| In Front | 20 AMOUGOU Mathis | 7 |
| In Between | 10 BOUNEB Ismail | 11 |
| Out to In | 11 GOMIS Tidiam | 5 |
| In to Out | 10 BOUNEB Ismail | 4 |
| In Behind | 11 GOMIS Tidiam | 8 |

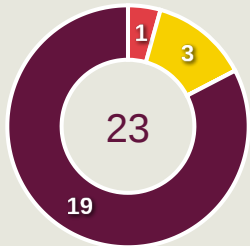
Movement Types Pitch Third



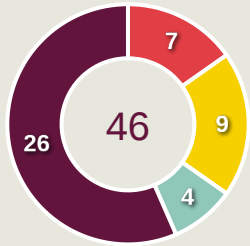
Movement to Receive

Movement Types by Phase

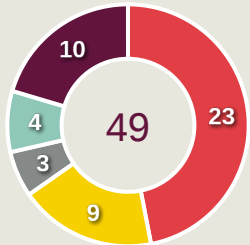
Final Third Phase



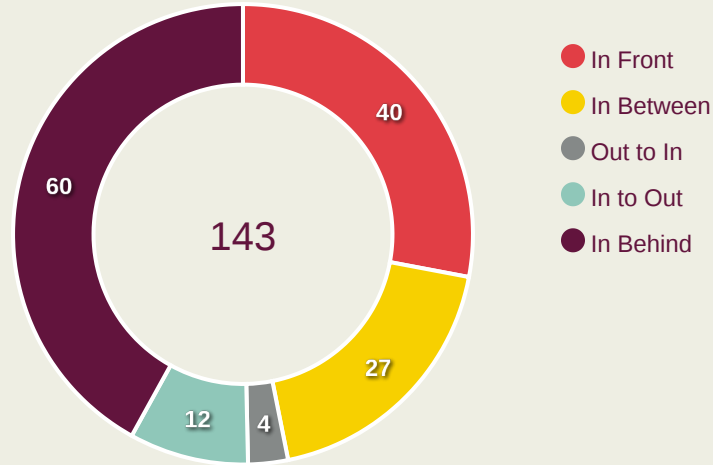
Progression Phase



Build Up Phase



All Movement Types

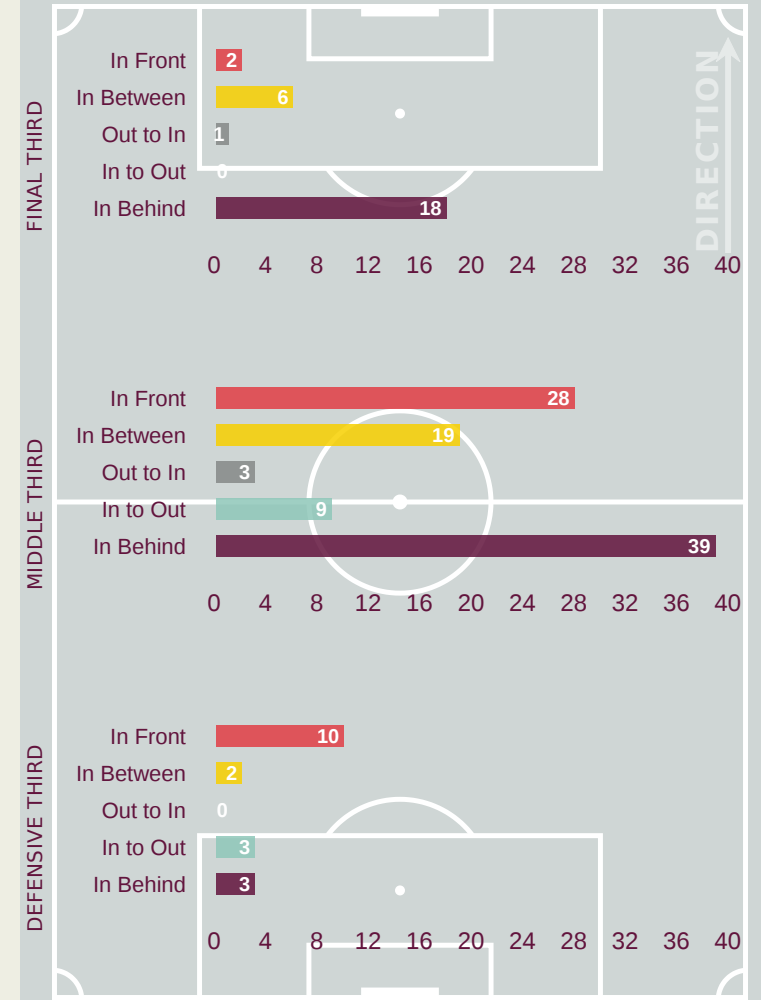


- In Front
- In Between
- Out to In
- In to Out
- In Behind

Top Ranked Players

| Type | Player | Movements |
|------------|------------------|-----------|
| In Front | 6 DIONG Daouda | 16 |
| In Between | 6 DIONG Daouda | 7 |
| Out to In | 6 DIONG Daouda | 2 |
| In to Out | 15 GNING Mamadou | 4 |
| In Behind | 7 DIEME Yaya | 19 |

Movement Types Pitch Third



OUT OF POSSESSION



U-17 WORLD CUP
INDONESIA 2023



France v Senegal



Defensive Actions



54

Forced Turnovers

45

Possession Regained

4

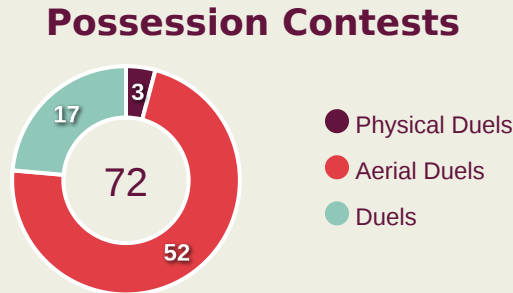
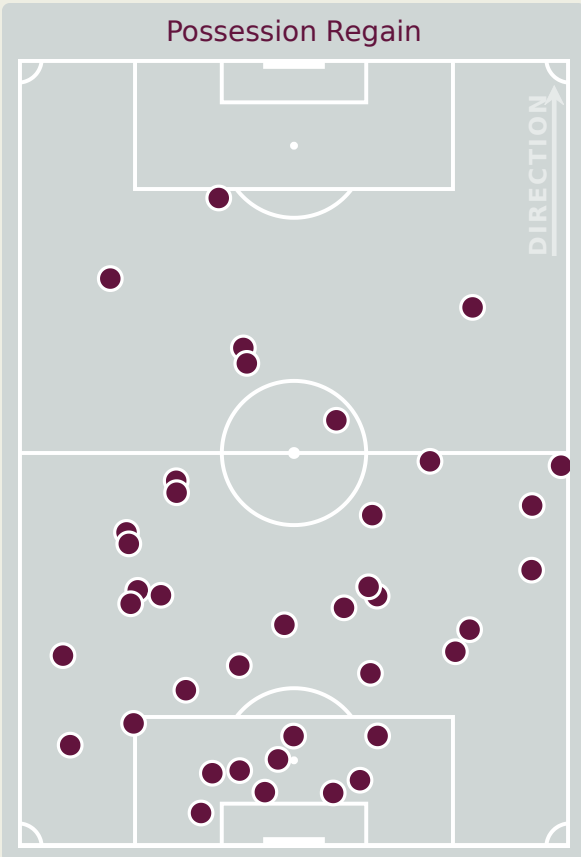
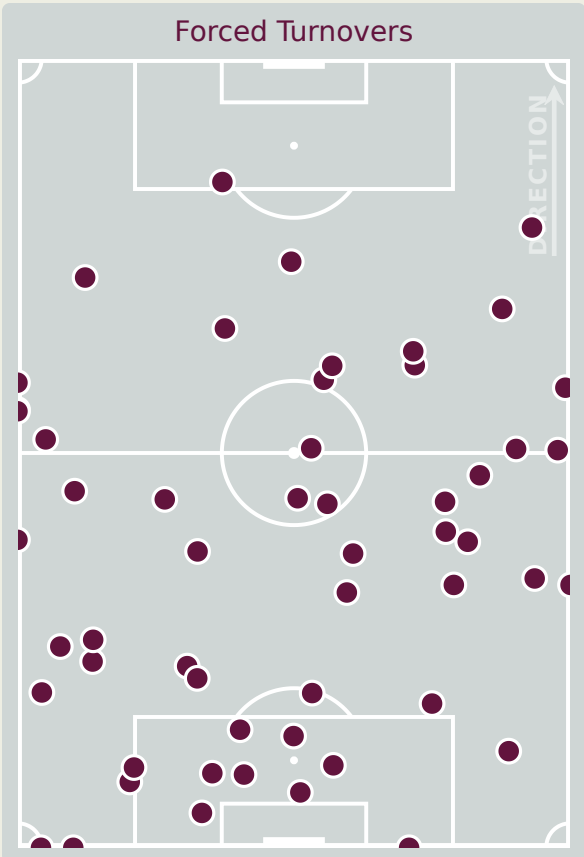
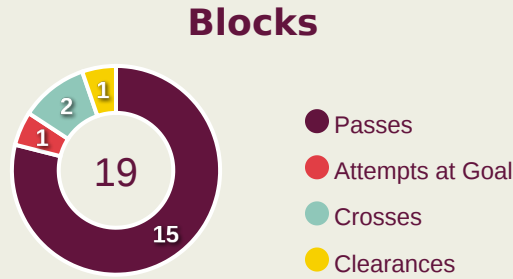
Interceptions

25

Tackles

2.63

Possession Actions / Defensive Action



Most Possession Regains

9

MEUPIYOU Bastien
LEFT CENTRE BACK

| # | Player | Total Possession Regains |
|----|--------------------|--------------------------|
| 1 | ARGNEY Paul | 7 |
| 2 | TITI Yvann | 3 |
| 4 | MEUPIYOU Bastien | 9 |
| 5 | KAYI SANDA Joachim | 8 |
| 8 | BOUABRE Saimon | 1 |
| 9 | LAMBOURDE Mathis | 3 |
| 10 | BOUNEB Ismail | 2 |
| 11 | GOMIS Tidiam | 1 |
| 13 | SADI Aymen | 4 |
| 14 | SYLLA Fode | 3 |
| 20 | AMOUGOU Mathis | 3 |
| 3 | SANGUI Nhoa | 0 |
| 6 | FERRO Nolan | 0 |
| 12 | ZAGUE Yoram | 0 |
| 17 | DIALLO Tidiane | 1 |
| 19 | TINCRES Joan | 0 |

Defensive Actions

56

Forced Turnovers

54

Possession Regained

4

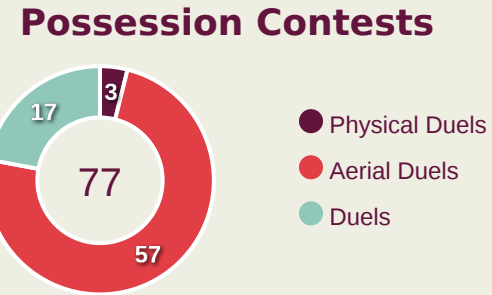
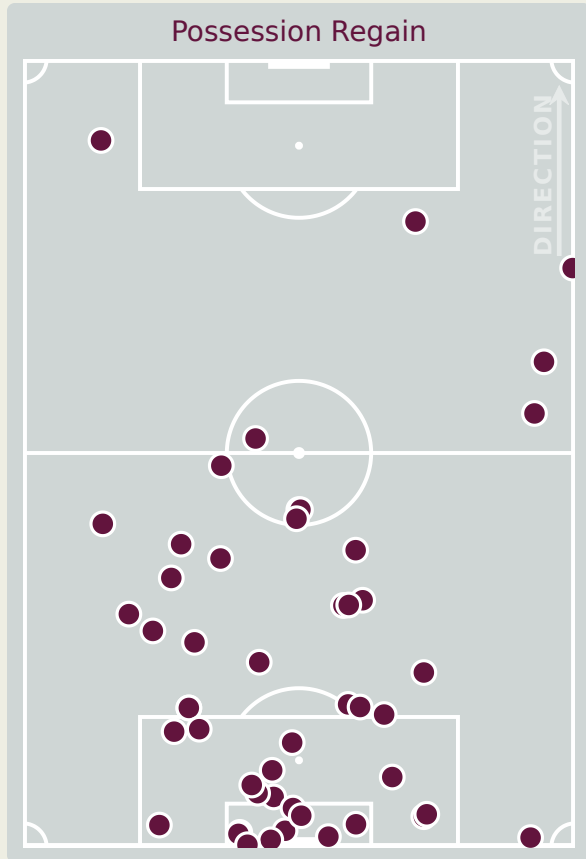
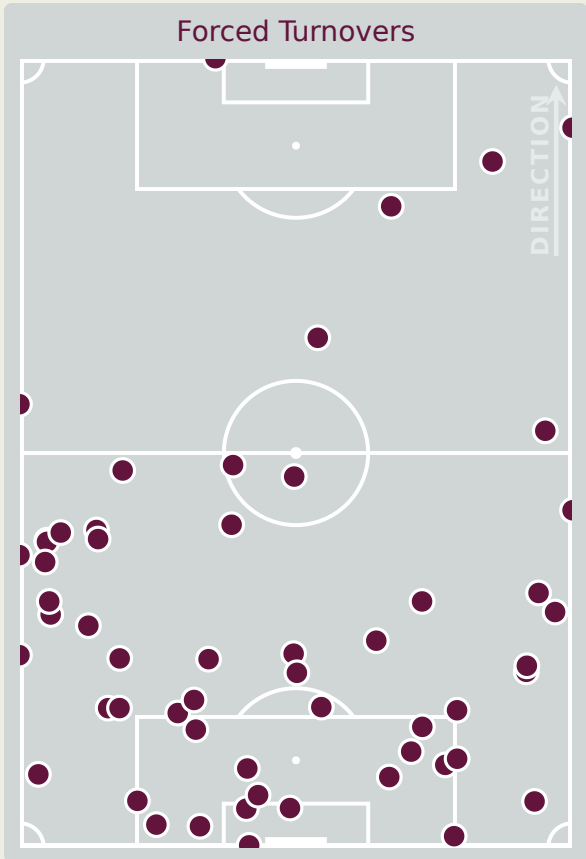
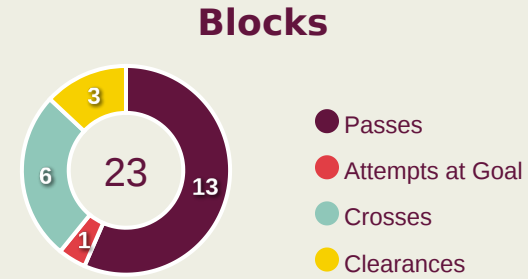
Interceptions

37

Tackles

2.3

Possession Actions / Defensive Action



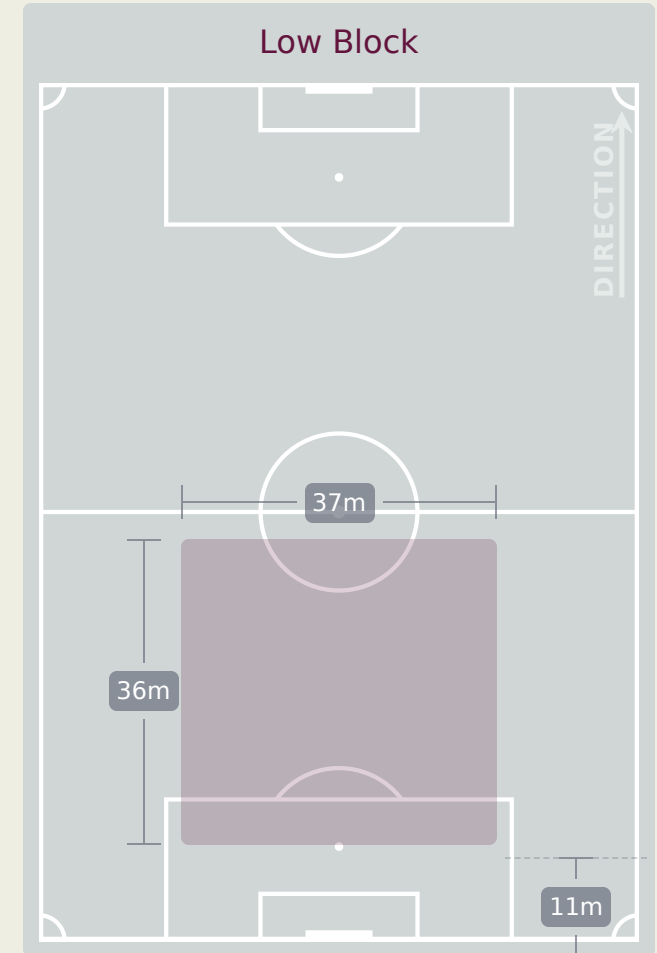
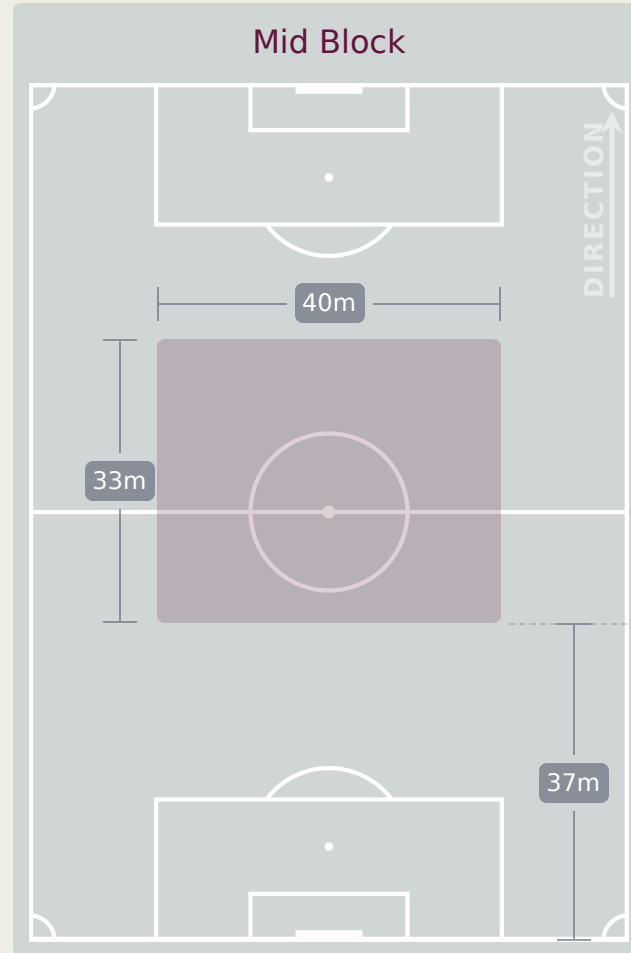
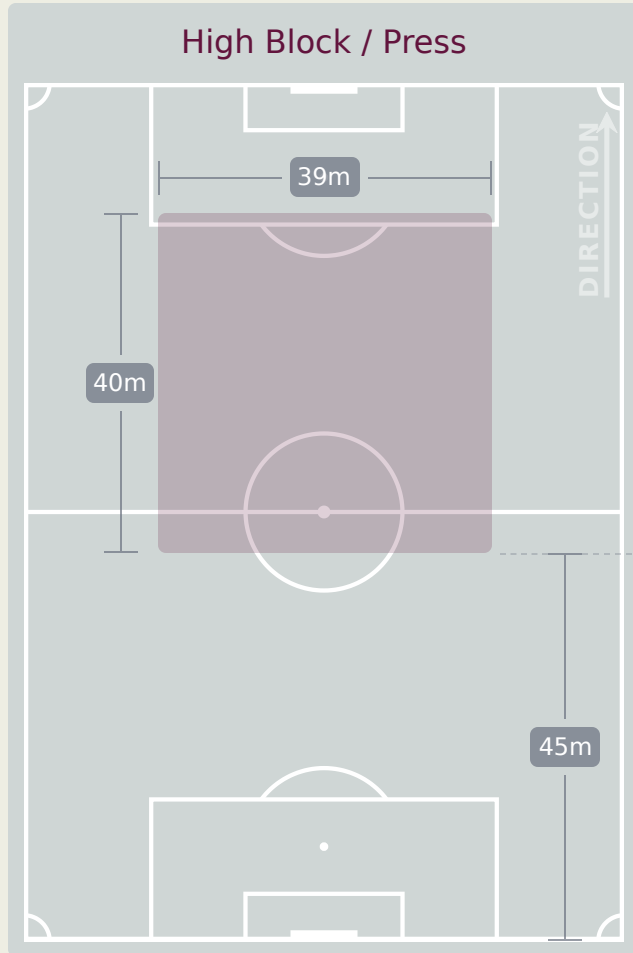
Most Possession Regains

16

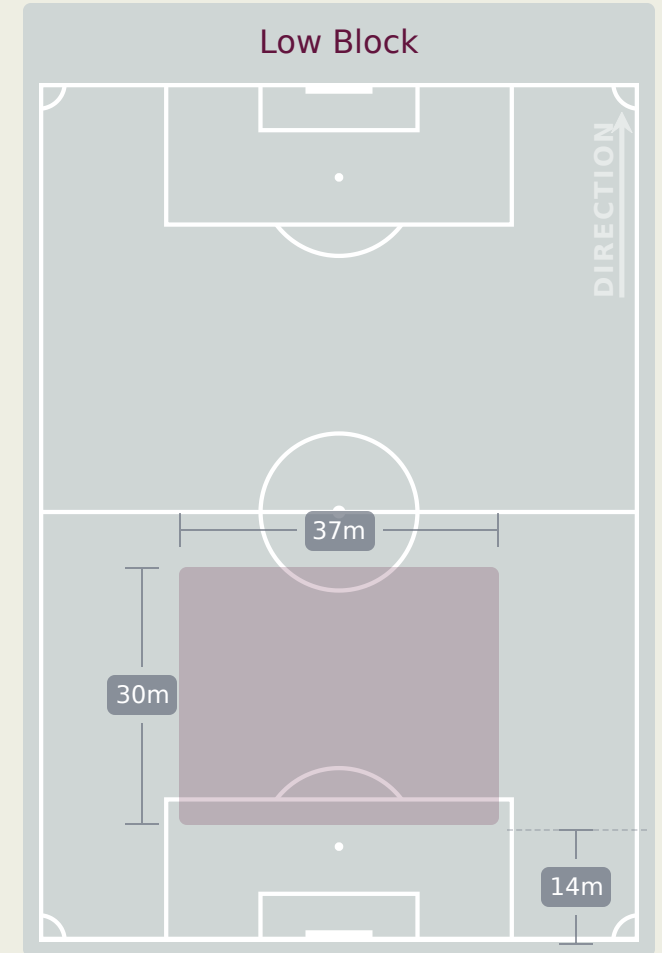
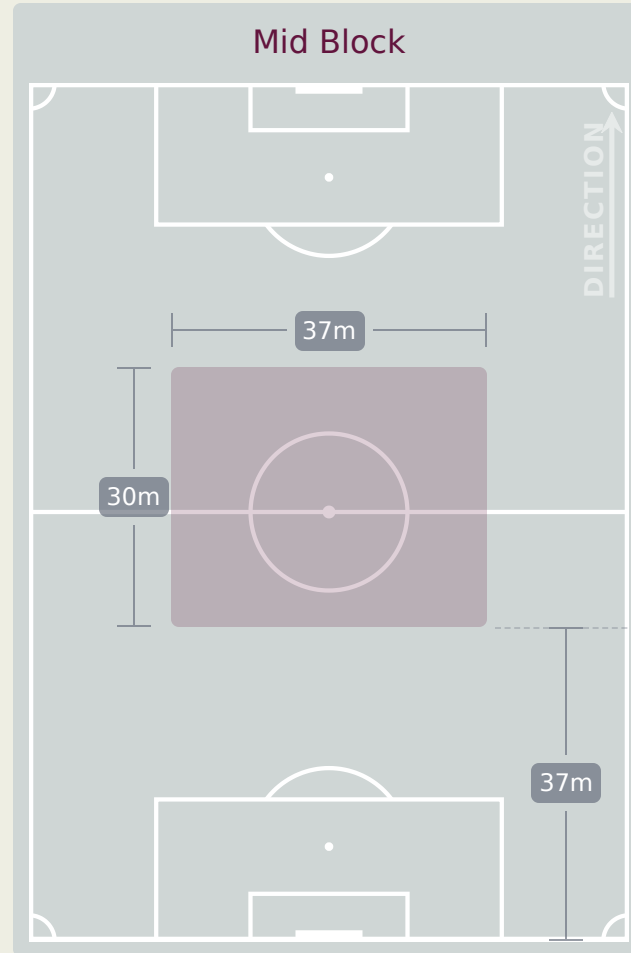
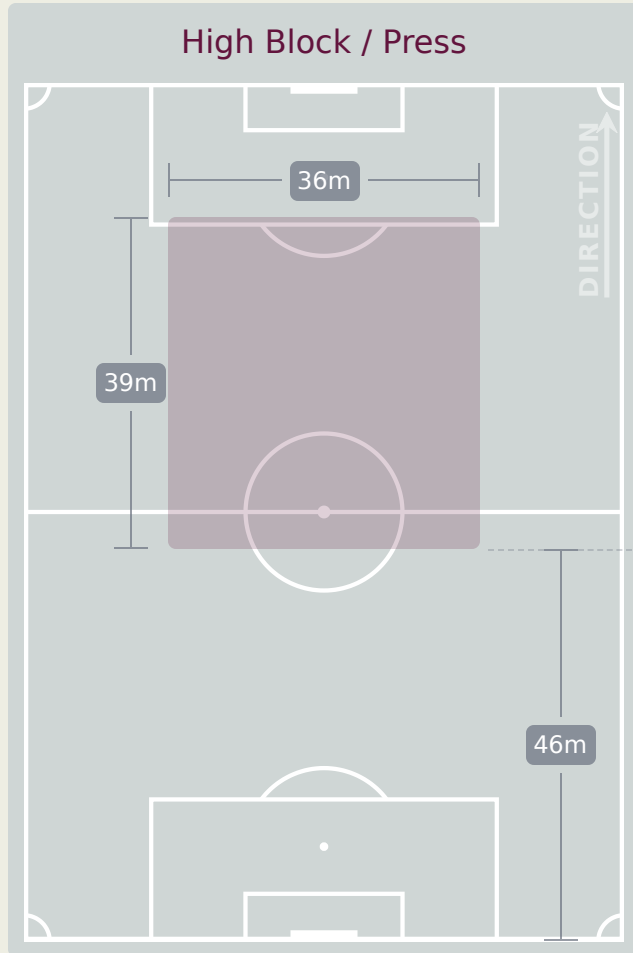
DIOUF Serigne
GOALKEEPER

| # | Player | Total Possession Regains |
|----|-----------------|--------------------------|
| 1 | DIOUF Serigne | 16 |
| 2 | DIANDY Clayton | 0 |
| 3 | DIALLO Mamadou | 9 |
| 4 | DIOUF Fallou | 7 |
| 6 | DIONG Daouda | 4 |
| 7 | DIEME Yaya | 0 |
| 13 | TOURE Alpha | 5 |
| 14 | DORIVAL Pierre | 5 |
| 15 | GNING Mamadou | 0 |
| 17 | DIALLO Ibrahima | 5 |
| 19 | GUEYE Idrissa | 2 |
| 9 | SALL Omar | 0 |
| 18 | SAWANE Mamadou | 0 |
| 20 | NIABALY Cherif | 1 |

Defensive Line Height & Team Length



Defensive Line Height & Team Length



Defensive Pressure



| | | |
|-------|----------------------------|-------|
| 111 | Total Pressures | 193 |
| 30 | Direct Pressures | 60 |
| 1.8s | Avg Pressure Duration | 1.64s |
| 54 | Forced Turnovers | 56 |
| 8.13s | Ball Recovery Time | 9.57s |
| 35 | Pushing on into Pressing | 58 |
| 95 | Pushing on | 139 |
| 28 | Pressing Direction Inside | 30 |
| 52 | Pressing Direction Outside | 110 |

Most Direct Pressures

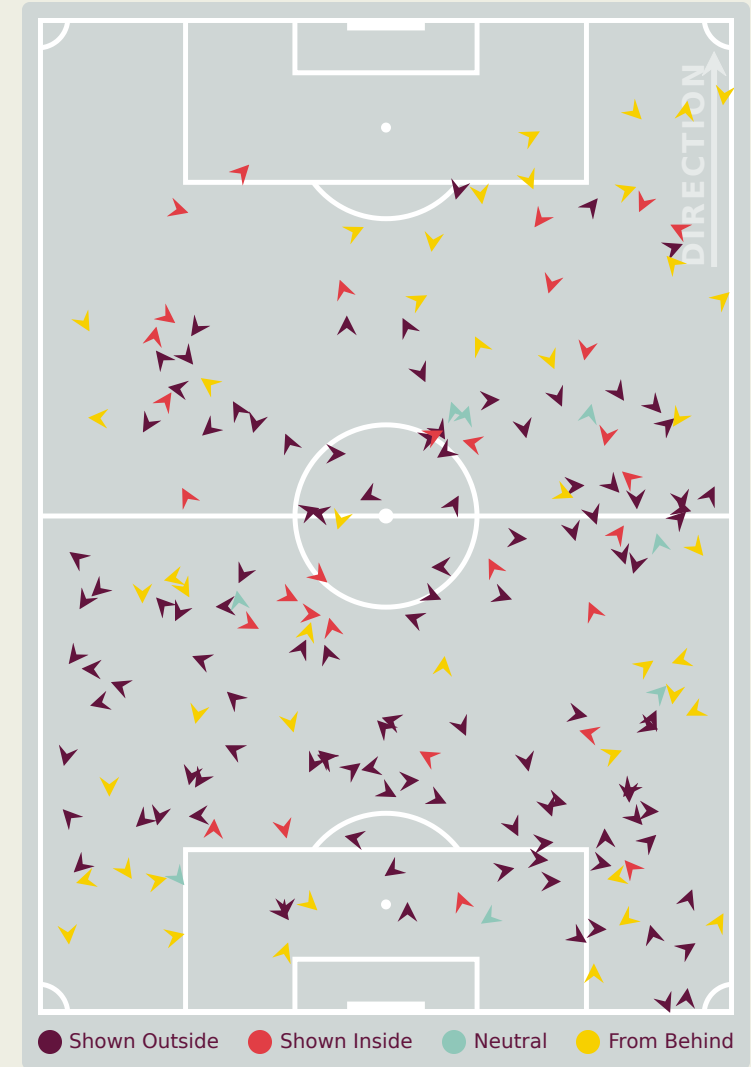
4

MEUPIYOU Bastien
LEFT CENTRE BACK

Most Direct Pressures

15

DIALLO Ibrahima
RIGHT BACK



GOALKEEPING



France v Senegal

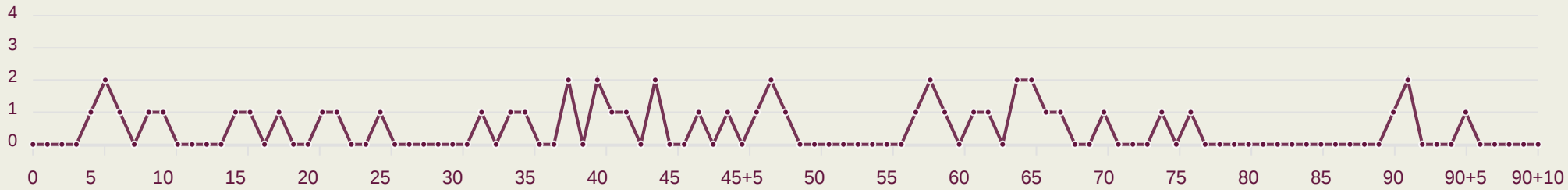


Goalkeeping Involvement



France

France GK Involvement Timeline



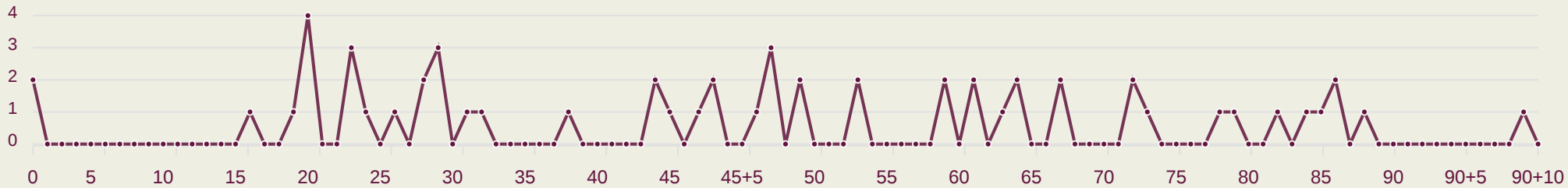
49

Total Involvements



Senegal

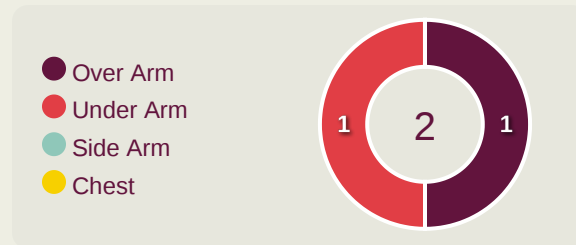
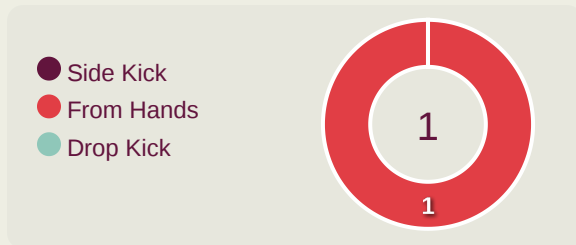
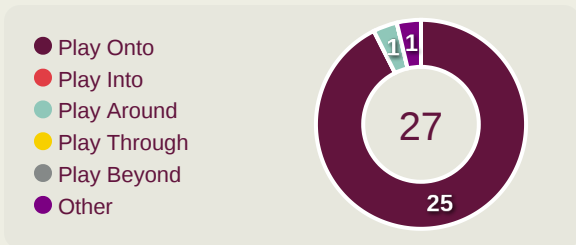
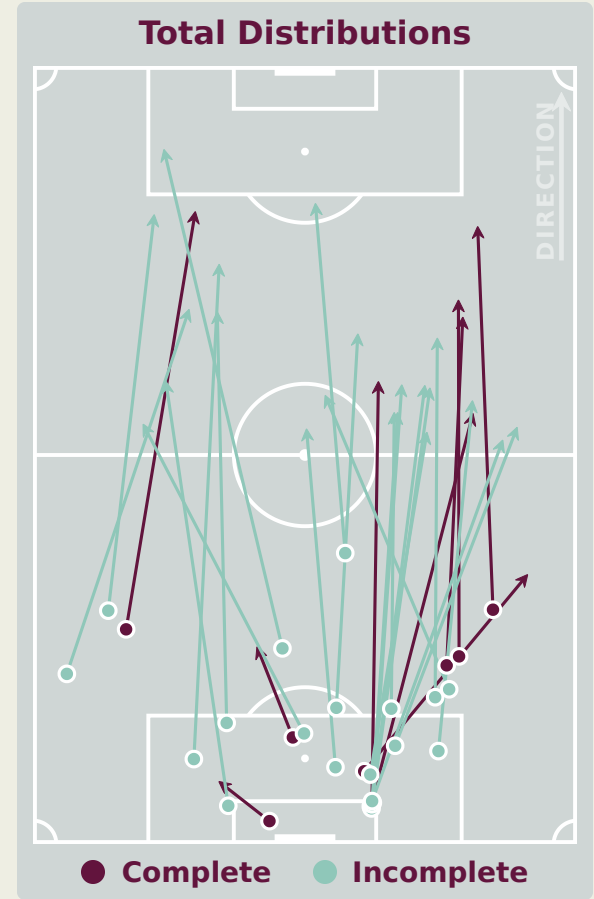
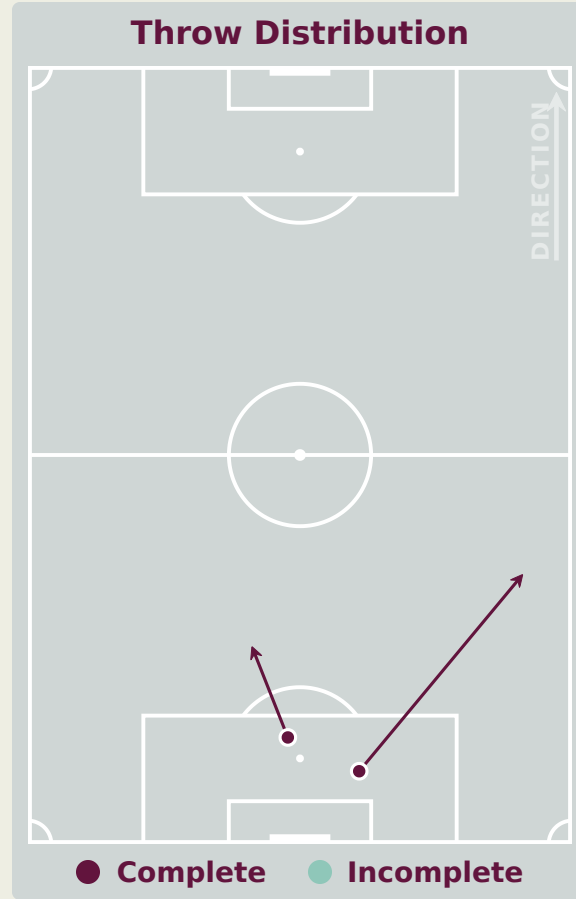
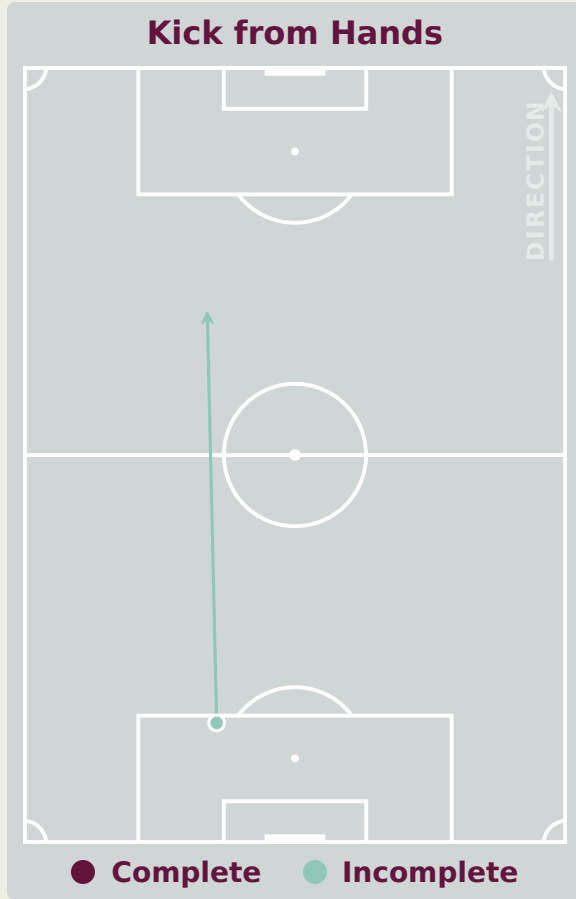
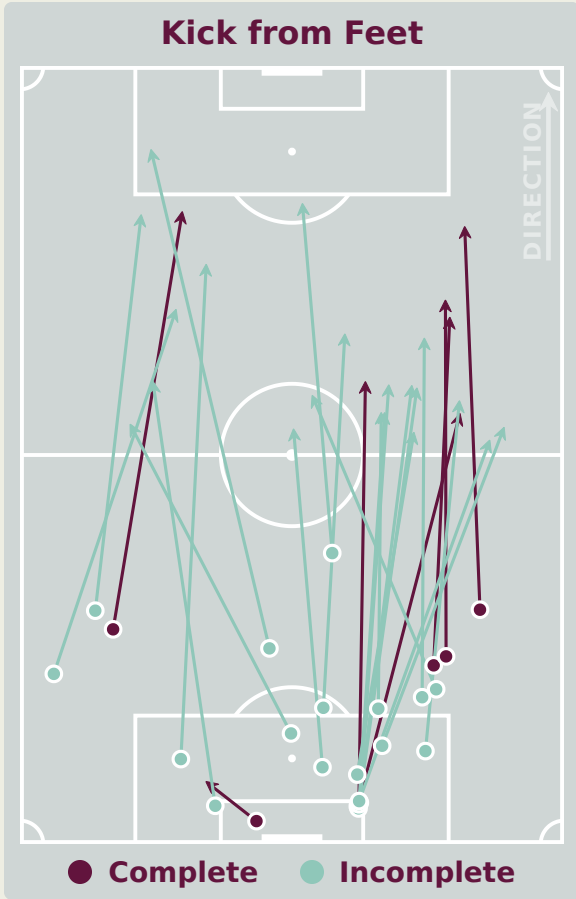
Senegal GK Involvement Timeline



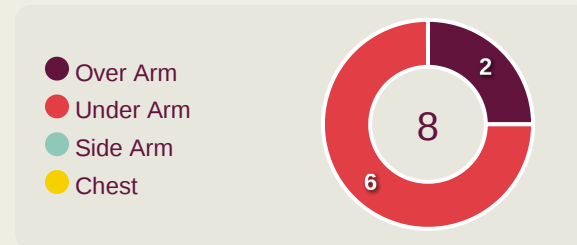
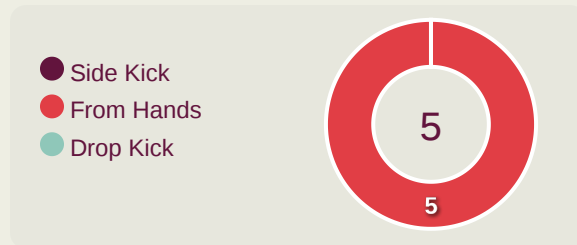
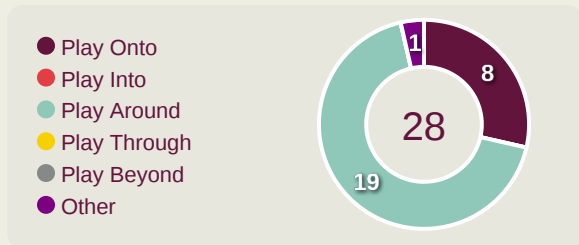
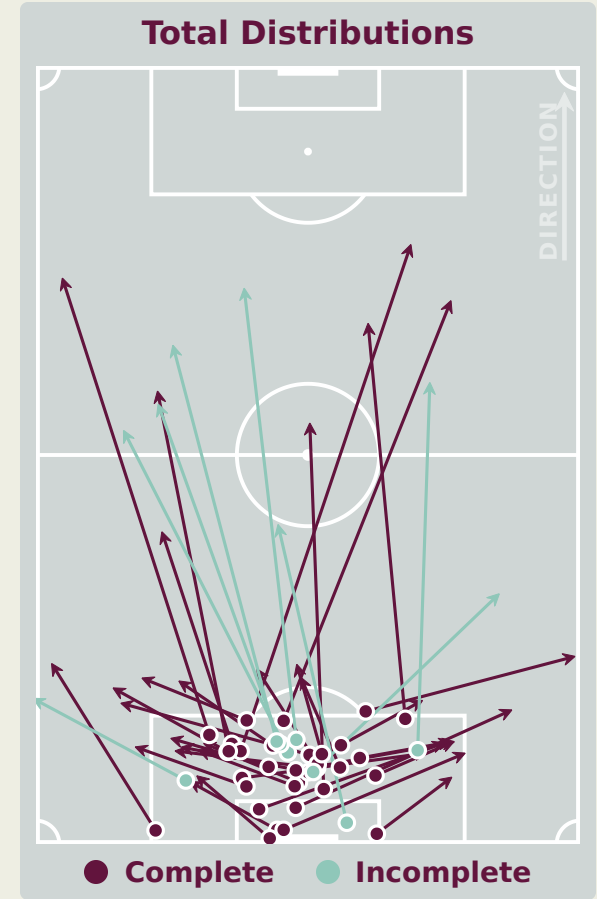
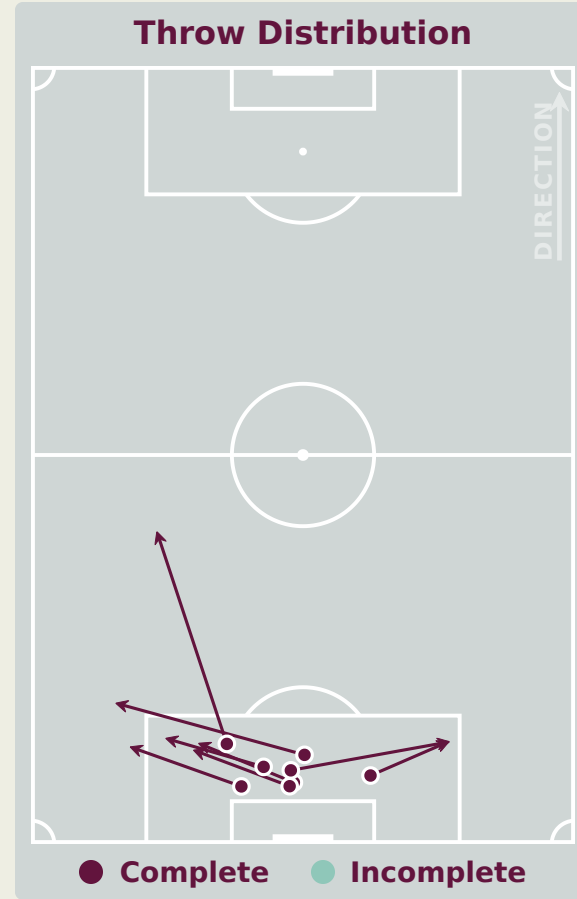
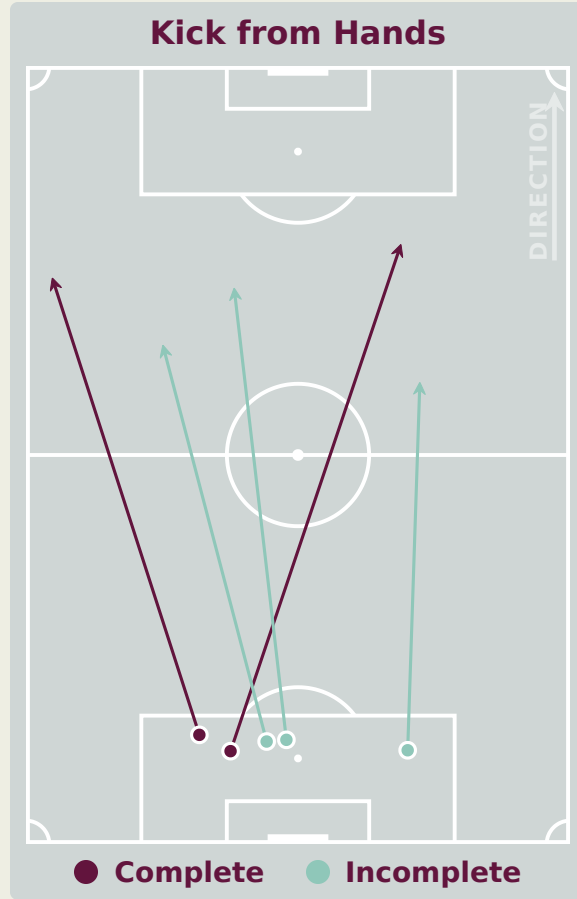
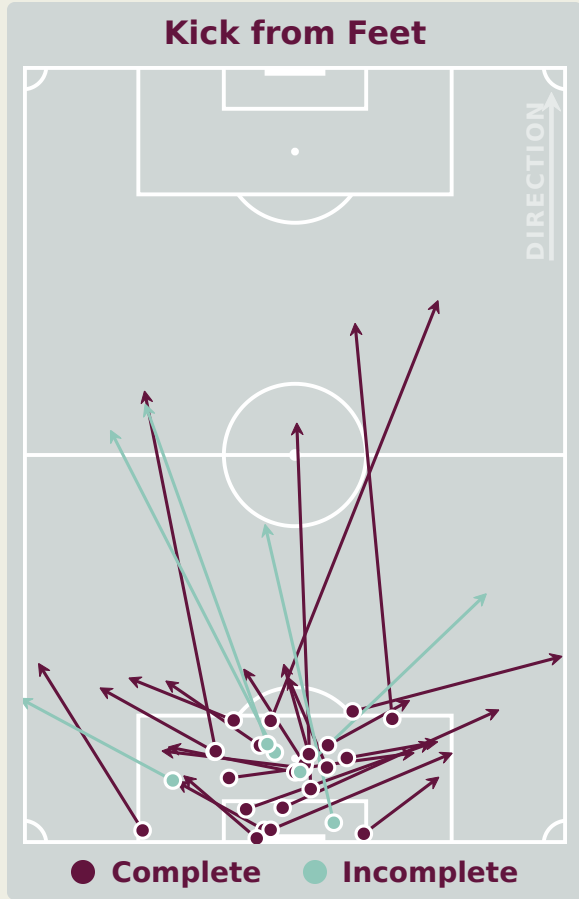
58

Total Involvements

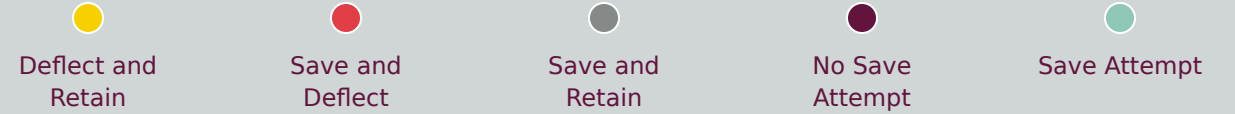
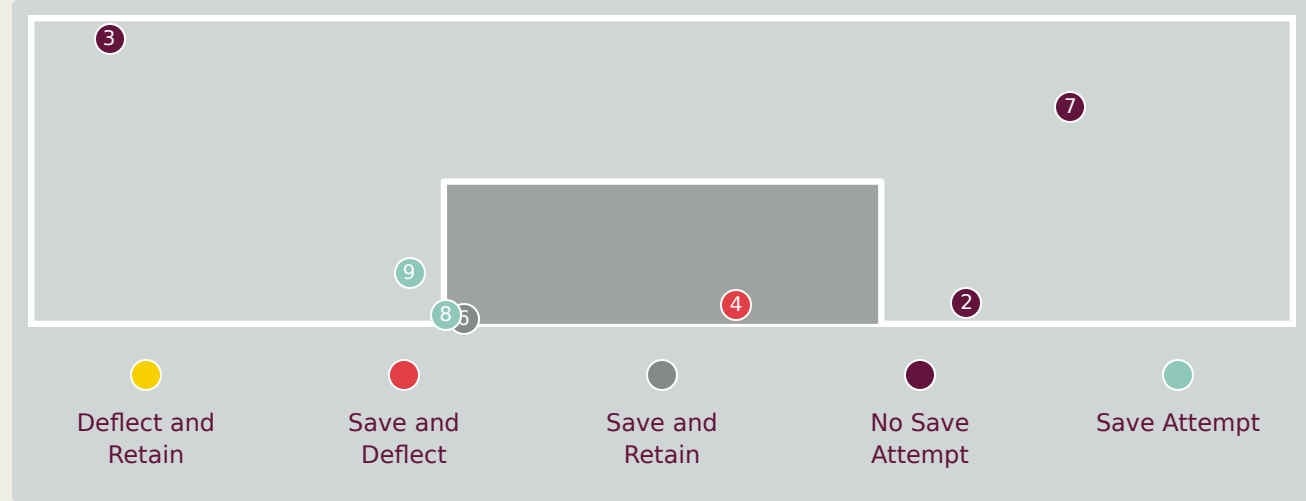
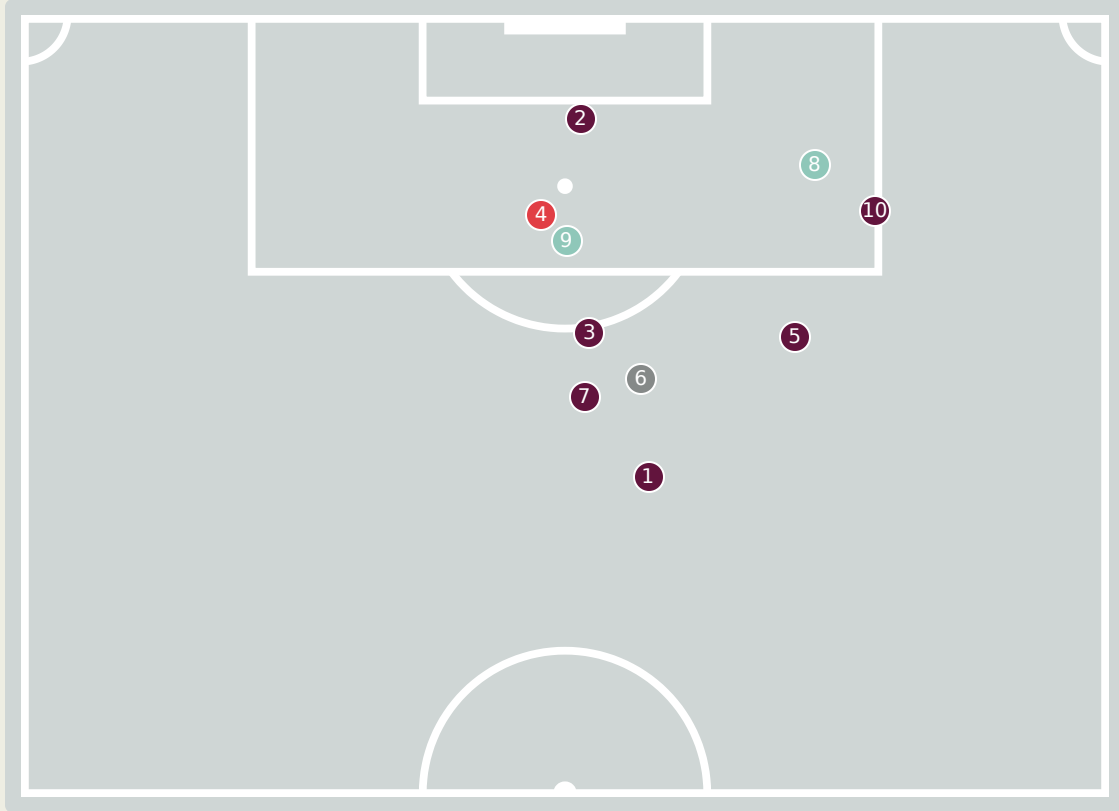
Goalkeeping Distribution



Goalkeeping Distribution



Goal Prevention



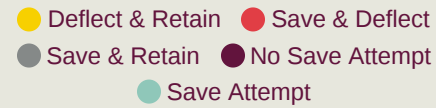
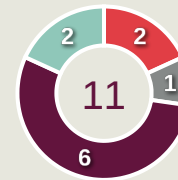
11

Total Attempts on Goal Faced

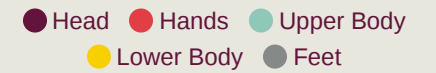
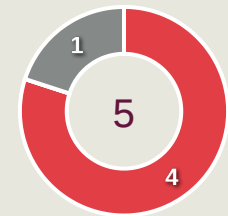
100

Save %

Intervention Type

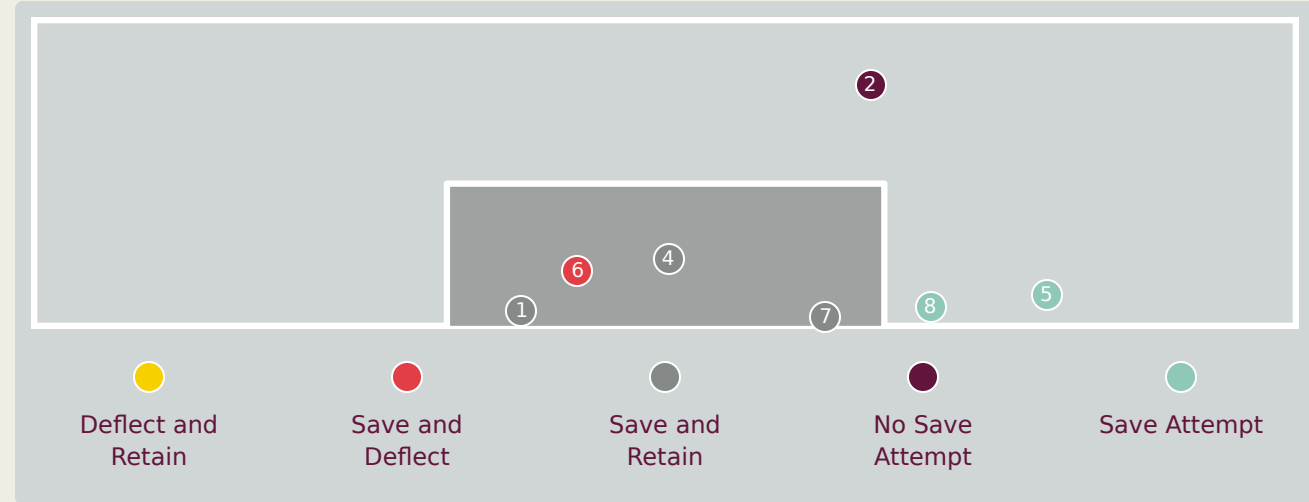
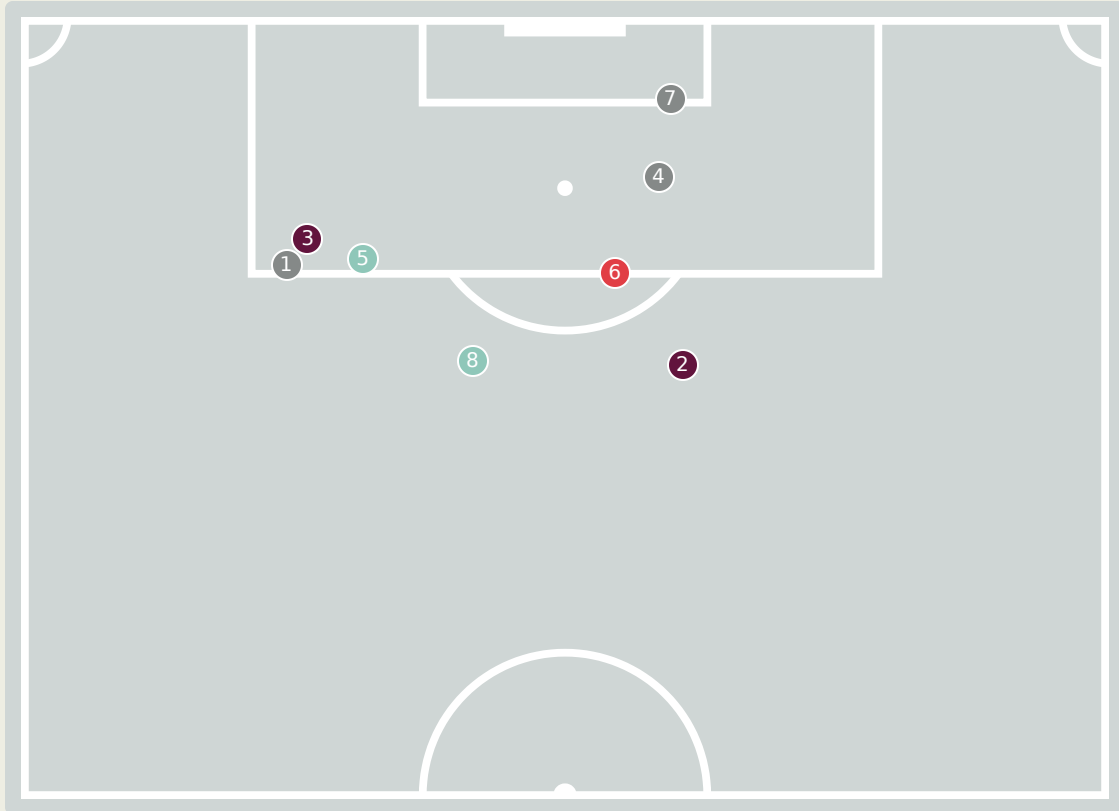


Intervention Body Type



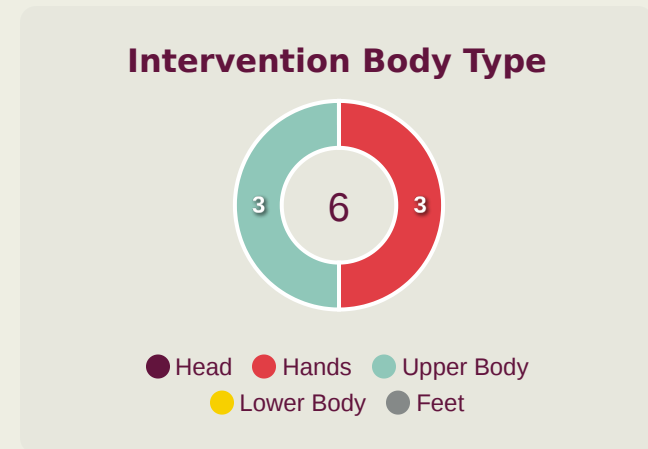
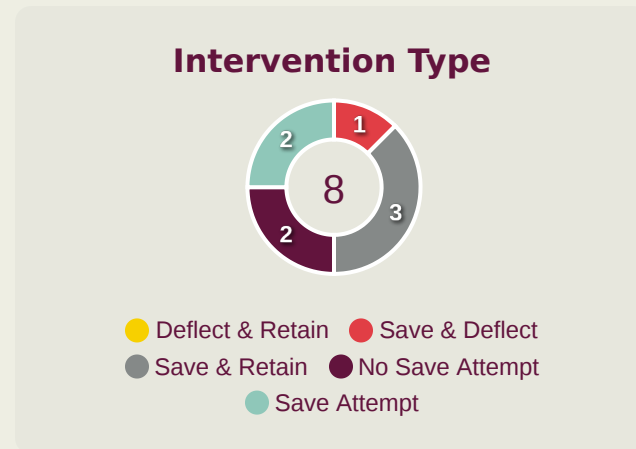
| Total Attempts on Goal Faced | Total Goal Interventions | Save & Retain | Deflect & Retain | Save & Deflect | Save Attempt | No Save Attempt |
|------------------------------|--------------------------|---------------|------------------|----------------|--------------|-----------------|
| 11 | 3 | 1 | 0 | 2 | 2 | 6 |

Goal Prevention



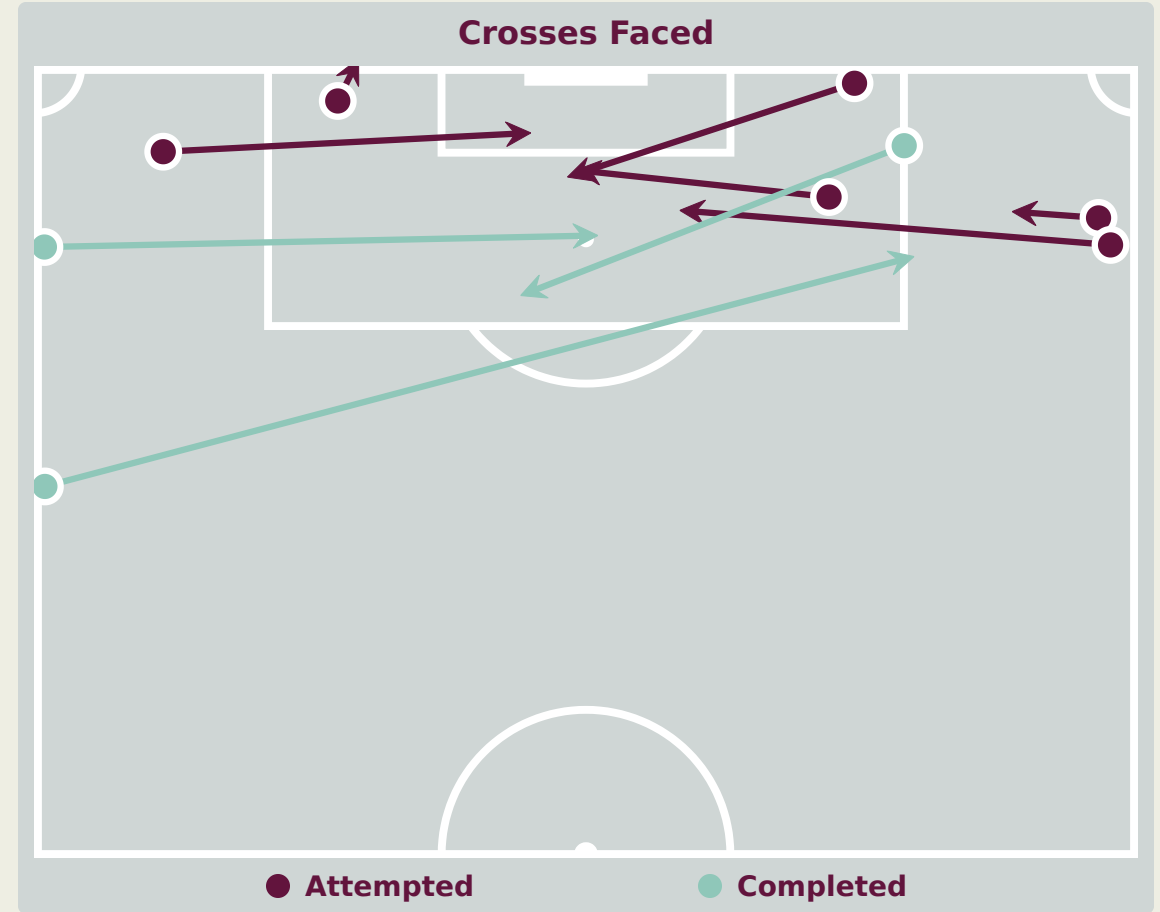
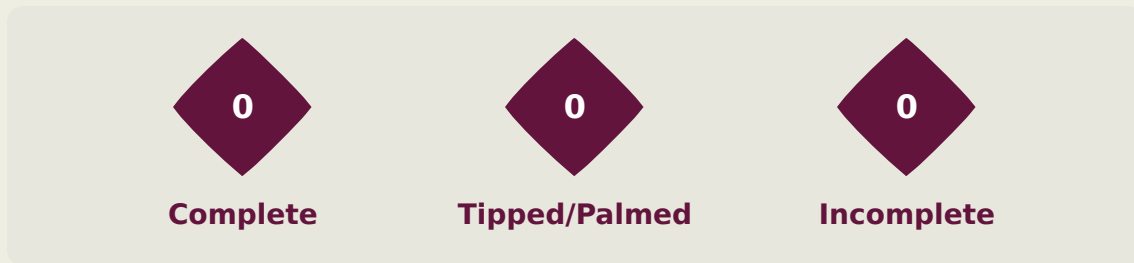
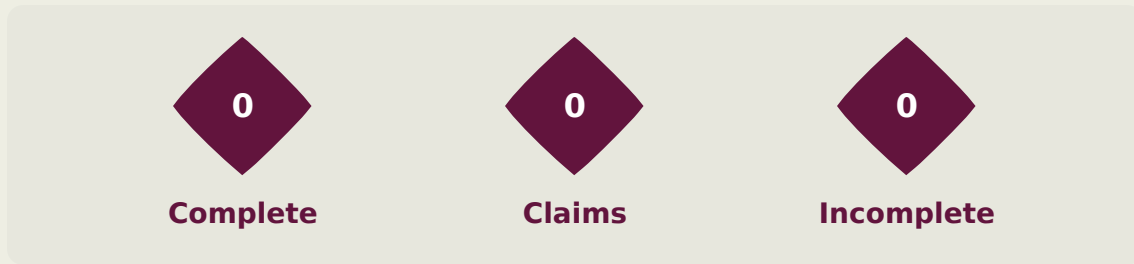
8
Total Attempts on Goal Faced

100
Save %



| Total Attempts on Goal Faced | Total Goal Interventions | Save & Retain | Deflect & Retain | Save & Deflect | Save Attempt | No Save Attempt |
|------------------------------|--------------------------|---------------|------------------|----------------|--------------|-----------------|
| 8 | 4 | 3 | 0 | 1 | 2 | 2 |

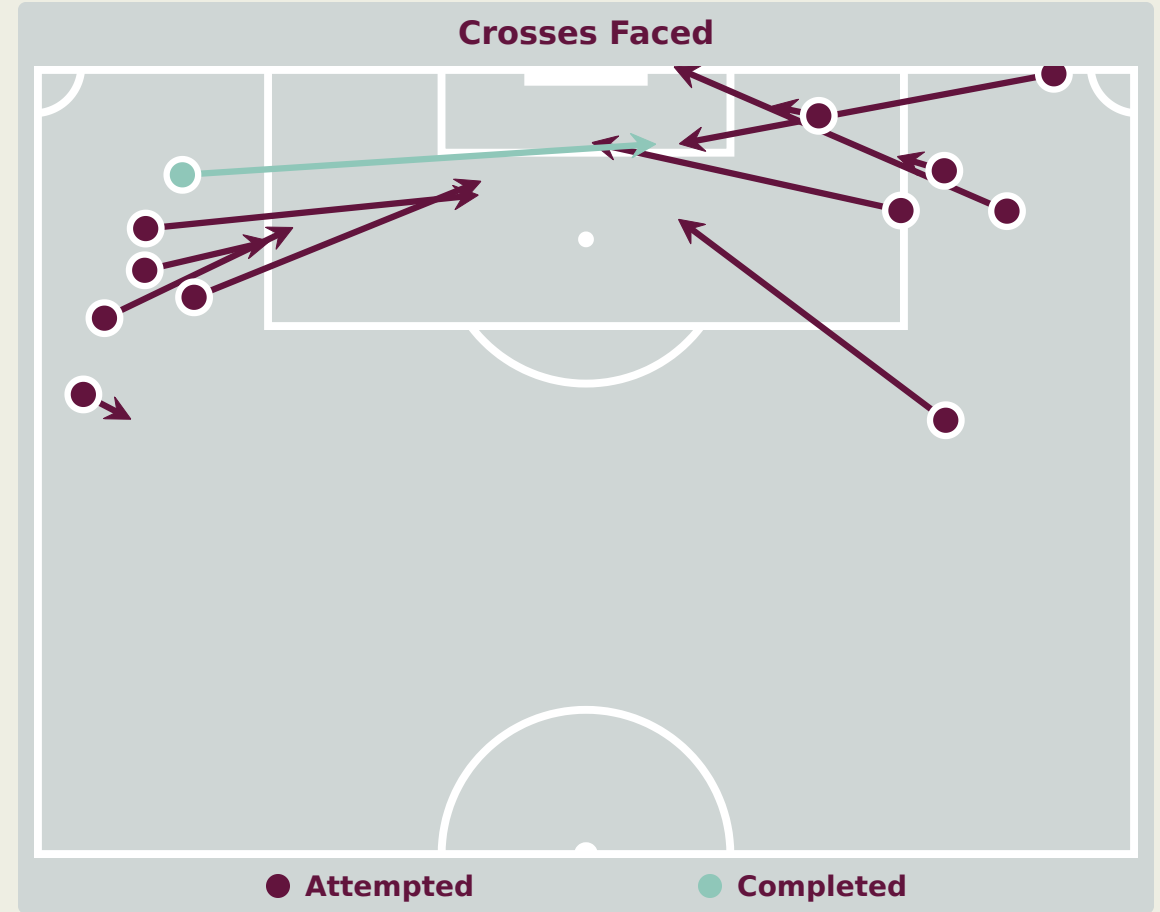
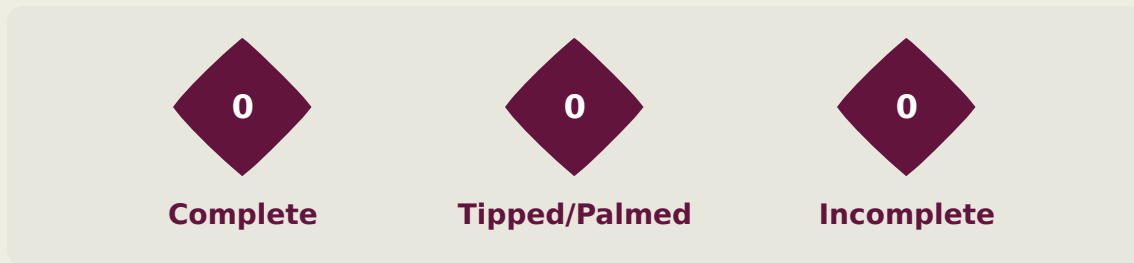
Aerial Control



Delivery Types Faced

| Total | In Swing | Out Swing | Driven | Lofted | Cutback | Push |
|-------|----------|-----------|--------|--------|---------|------|
| 14 | 5 | 5 | 1 | 0 | 1 | 2 |

Aerial Control



Delivery Types Faced

| Total | In Swing | Out Swing | Driven | Lofted | Cutback | Push |
|-------|----------|-----------|--------|--------|---------|------|
| 17 | 5 | 5 | 4 | 2 | 0 | 1 |

SET PLAYS



France v Senegal



Set Plays - Corners



41

Total Set Plays

16

Total Free Kicks

0

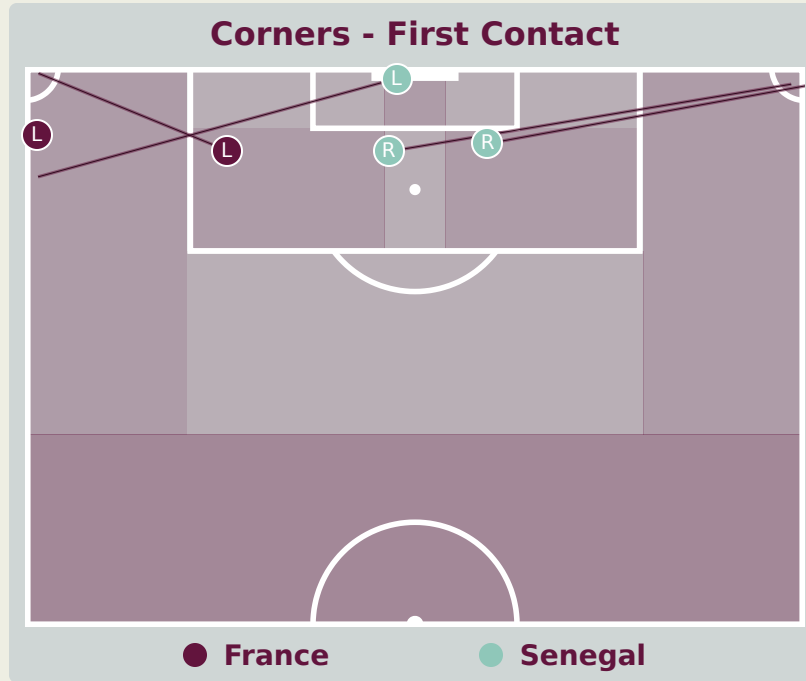
Total Penalties

5

Total Corners

20

Total Throw Ins



| Delivery Type | From Left Side | From Right Side | Total |
|----------------------|----------------|-----------------|-------|
| Direct to Area | 2 | 2 | 4 |
| Short | 1 | 0 | 1 |
| Edge of Penalty Area | 0 | 0 | 0 |

| Delivery Style | Total |
|----------------|-------|
| Inswing | 1 |
| Outswing | 2 |
| Driven | 0 |

| Free Kicks | |
|---------------------|-------|
| Type | Total |
| Direct | 14 |
| Direct (on target) | 0 |
| Direct (off target) | 0 |
| Indirect | 2 |

First Contacts on France Crosses

2

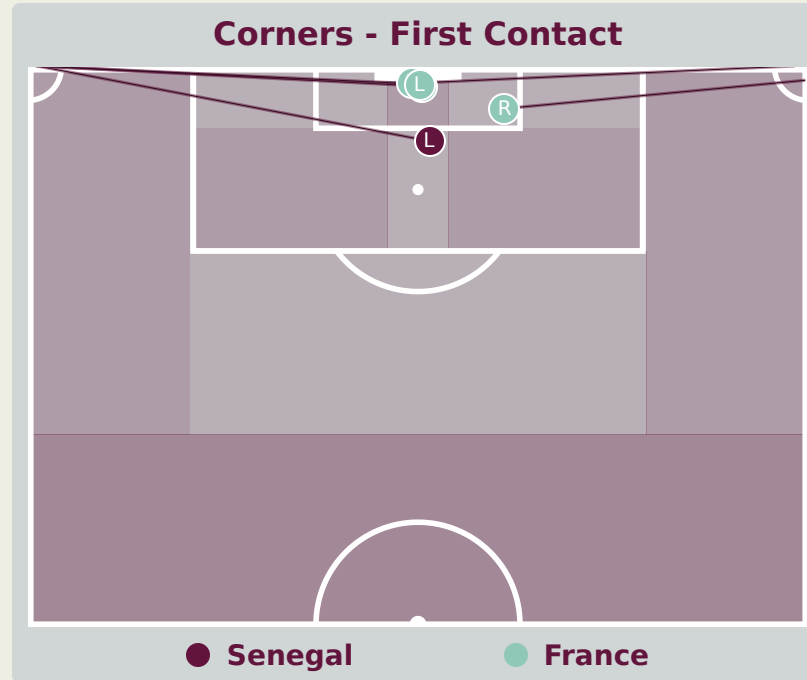
By France

3

By Senegal

| Top 5 Player First Contacts | | |
|-----------------------------|---------|-------|
| Player | Team | Total |
| BOUABRE Saimon | France | 2 |
| DIOUF Serigne | Senegal | 1 |
| DIOUF Fallou | Senegal | 1 |
| GUEYE Idrissa | Senegal | 1 |

Set Plays - Corners



| Delivery Type | From Left Side | From Right Side | Total |
|----------------------|----------------|-----------------|-------|
| Direct to Area | 3 | 2 | 5 |
| Short | 0 | 0 | 0 |
| Edge of Penalty Area | 0 | 0 | 0 |

| Delivery Style | Total |
|----------------|-------|
| Inswing | 4 |
| Outswing | 1 |
| Driven | 0 |

| Free Kicks | |
|---------------------|-------|
| Type | Total |
| Direct | 5 |
| Direct (on target) | 0 |
| Direct (off target) | 0 |
| Indirect | 3 |

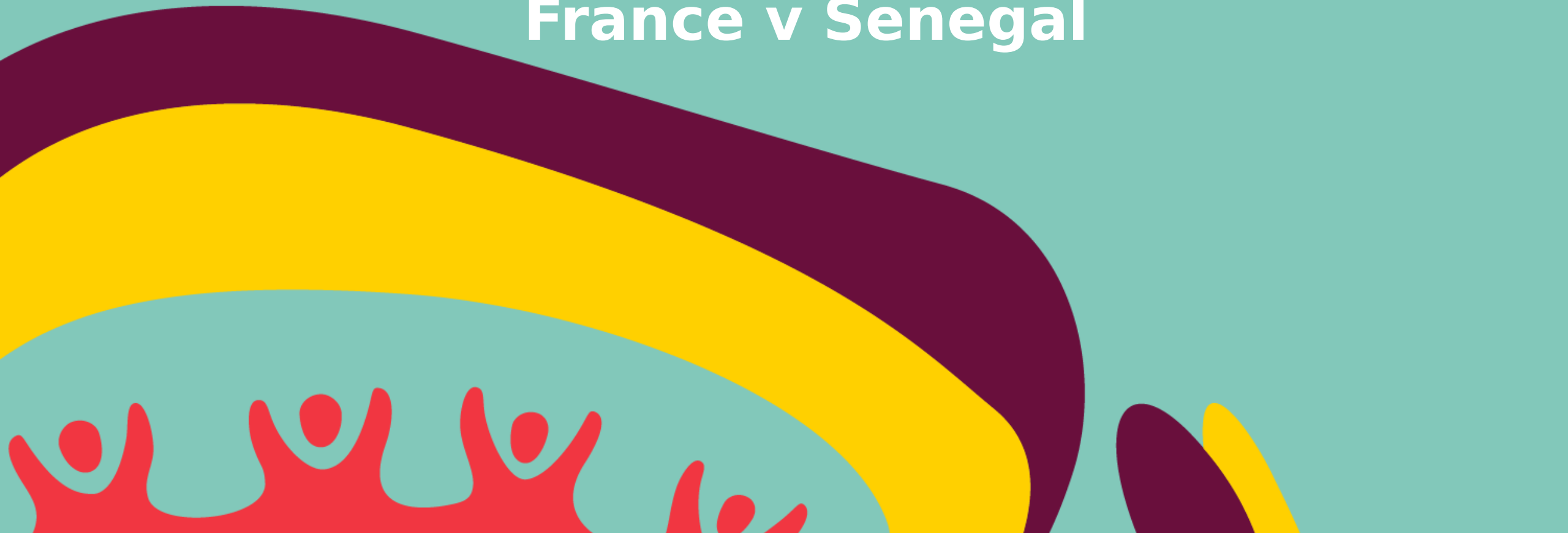


| Top 5 Player First Contacts | | |
|-----------------------------|---------|-------|
| Player | Team | Total |
| ARGNEY Paul | France | 3 |
| GUEYE Idrissa | Senegal | 1 |
| BOUNEB Ismail | France | 1 |

INDIVIDUAL DATA IN POSSESSION



France v Senegal



France



In Possession - Distributions

| # | Player | Passes Attempted | Passes Completed | Pass Completion % | Switches of Play | Crosses Attempted | Crosses Completed | Line Breaks Attempted | Line Breaks Completed | Line Break Completion % | Ball Progressions | Take Ons | Step Ins | Attempts at Goal | Goals |
|----|--------------------|------------------|------------------|-------------------|------------------|-------------------|-------------------|-----------------------|-----------------------|-------------------------|-------------------|----------|----------|------------------|-------|
| 1 | ARGNEY Paul | 30 | 9 | 30% | 0 | 0 | 0 | 28 | 8 | 28% | 0 | 0 | 0 | 0 | 0 |
| 2 | TITI Yvann | 28 | 21 | 75% | 0 | 2 | 0 | 15 | 9 | 60% | 4 | 1 | 3 | 2 | 0 |
| 4 | MEUPIYOU Bastien | 17 | 11 | 65% | 0 | 0 | 0 | 7 | 3 | 42% | 0 | 0 | 0 | 0 | 0 |
| 5 | KAYI SANDA Joachim | 19 | 12 | 63% | 0 | 0 | 0 | 11 | 4 | 36% | 0 | 0 | 0 | 0 | 0 |
| 8 | BOUABRE Saimon | 31 | 27 | 87% | 0 | 2 | 0 | 9 | 6 | 66% | 7 | 3 | 4 | 0 | 0 |
| 9 | LAMBOURDE Mathis | 12 | 6 | 50% | 0 | 0 | 0 | 0 | 0 | 0% | 2 | 2 | 0 | 1 | 0 |
| 10 | BOUNEB Ismail | 15 | 13 | 87% | 0 | 5 | 0 | 4 | 2 | 50% | 2 | 1 | 1 | 2 | 0 |
| 11 | GOMIS Tidiam | 15 | 10 | 67% | 0 | 2 | 0 | 5 | 5 | 100% | 4 | 2 | 2 | 1 | 0 |
| 13 | SADI Aymen | 32 | 24 | 75% | 0 | 2 | 0 | 17 | 11 | 64% | 2 | 0 | 2 | 1 | 0 |
| 14 | SYLLA Fode | 21 | 19 | 90% | 0 | 0 | 0 | 3 | 3 | 100% | 0 | 0 | 0 | 0 | 0 |
| 20 | AMOUGOU Mathis | 8 | 7 | 88% | 0 | 0 | 0 | 0 | 0 | 0% | 0 | 0 | 0 | 0 | 0 |
| 3 | SANGUI Nhoa | 1 | 1 | 100% | 0 | 0 | 0 | 0 | 0 | 0% | 0 | 0 | 0 | 0 | 0 |
| 6 | FERRO Nolan | 4 | 2 | 50% | 0 | 0 | 0 | 0 | 0 | 0% | 0 | 0 | 0 | 0 | 0 |
| 12 | ZAGUE Yoram | 5 | 4 | 80% | 0 | 1 | 0 | 0 | 0 | 0% | 0 | 0 | 0 | 0 | 0 |
| 17 | DIALLO Tidiane | 10 | 8 | 80% | 0 | 3 | 2 | 5 | 3 | 60% | 4 | 2 | 2 | 1 | 0 |
| 19 | TINCRES Joan | 1 | 1 | 100% | 0 | 0 | 0 | 0 | 0 | 0% | 1 | 1 | 0 | 0 | 0 |



In Possession - Offers & Receptions

| | | | Offer movement types | | | | | | |
|----|--------------------|--------------|----------------------|------------|-----------|-----------|-----------|-------------|-----------------|
| # | Player | Total Offers | In Front | In Between | Out to In | In to Out | In Behind | No Movement | Offers Received |
| 1 | ARGNEY Paul | 2 | 0 | 0 | 0 | 0 | 0 | 2 | 1 |
| 2 | TITI Yvann | 2 | 0 | 0 | 0 | 0 | 1 | 1 | 2 |
| 4 | MEUPIYOU Bastien | 1 | 0 | 0 | 0 | 0 | 0 | 1 | 1 |
| 5 | KAYI SANDA Joachim | 1 | 0 | 1 | 0 | 0 | 0 | 0 | 0 |
| 8 | BOUABRE Saimon | 3 | 0 | 1 | 0 | 0 | 1 | 1 | 1 |
| 9 | LAMBOURDE Mathis | 2 | 0 | 1 | 0 | 1 | 0 | 0 | 1 |
| 10 | BOUNEB Ismail | 26 | 2 | 11 | 2 | 4 | 0 | 7 | 5 |
| 11 | GOMIS Tidiam | 28 | 0 | 1 | 5 | 3 | 8 | 11 | 6 |
| 13 | SADI Aymen | 11 | 4 | 1 | 0 | 0 | 1 | 5 | 1 |
| 14 | SYLLA Fode | 21 | 2 | 10 | 1 | 2 | 0 | 6 | 3 |
| 20 | AMOUGOU Mathis | 8 | 7 | 1 | 0 | 0 | 0 | 0 | 1 |
| 3 | SANGUI Nhoa | 1 | 0 | 1 | 0 | 0 | 0 | 0 | 0 |
| 6 | FERRO Nolan | 10 | 2 | 4 | 1 | 0 | 2 | 1 | 1 |
| 12 | ZAGUE Yoram | 8 | 1 | 1 | 1 | 0 | 4 | 1 | 1 |
| 17 | DIALLO Tidiane | 14 | 0 | 3 | 0 | 1 | 4 | 6 | 5 |
| 19 | TINCRES Joan | 1 | 0 | 0 | 0 | 0 | 0 | 1 | 1 |

In Possession - Distributions

| # | Player | Passes Attempted | Passes Completed | Pass Completion % | Switches of Play | Crosses Attempted | Crosses Completed | Line Breaks Attempted | Line Breaks Completed | Line Break Completion % | Ball Progressions | Take Ons | Step Ins | Attempts at Goal | Goals |
|----|-----------------|------------------|------------------|-------------------|------------------|-------------------|-------------------|-----------------------|-----------------------|-------------------------|-------------------|----------|----------|------------------|-------|
| 1 | DIOUF Serigne | 41 | 33 | 80% | 0 | 0 | 0 | 12 | 7 | 58% | 0 | 0 | 0 | 0 | 0 |
| 2 | DIANDY Clayton | 9 | 6 | 67% | 0 | 2 | 0 | 1 | 0 | 0% | 2 | 2 | 0 | 4 | 0 |
| 3 | DIALLO Mamadou | 31 | 20 | 65% | 0 | 0 | 0 | 13 | 4 | 30% | 1 | 0 | 1 | 0 | 0 |
| 4 | DIOUF Fallou | 32 | 23 | 72% | 0 | 0 | 0 | 10 | 7 | 70% | 3 | 0 | 3 | 0 | 0 |
| 6 | DIONG Daouda | 23 | 15 | 65% | 0 | 0 | 0 | 7 | 4 | 57% | 3 | 0 | 3 | 0 | 0 |
| 7 | DIEME Yaya | 11 | 8 | 73% | 0 | 3 | 1 | 4 | 4 | 100% | 4 | 3 | 1 | 2 | 0 |
| 13 | TOURE Alpha | 31 | 21 | 68% | 0 | 1 | 1 | 19 | 11 | 57% | 1 | 1 | 0 | 0 | 0 |
| 14 | DORIVAL Pierre | 22 | 18 | 82% | 0 | 0 | 0 | 9 | 7 | 77% | 2 | 0 | 2 | 1 | 0 |
| 15 | GNING Mamadou | 22 | 13 | 59% | 0 | 4 | 2 | 9 | 6 | 66% | 1 | 0 | 1 | 0 | 0 |
| 17 | DIALLO Ibrahima | 28 | 24 | 86% | 0 | 2 | 0 | 10 | 10 | 100% | 0 | 0 | 0 | 0 | 0 |
| 19 | GUEYE Idrissa | 18 | 12 | 67% | 0 | 0 | 0 | 0 | 0 | 0% | 0 | 0 | 0 | 2 | 0 |
| 9 | SALL Omar | 2 | 0 | 0% | 0 | 0 | 0 | 0 | 0 | 0% | 0 | 0 | 0 | 0 | 0 |
| 18 | SAWANE Mamadou | 1 | 0 | 0% | 0 | 0 | 0 | 0 | 0 | 0% | 0 | 0 | 0 | 0 | 0 |
| 20 | NIABALY Cherif | 0 | 0 | 0% | 0 | 2 | 0 | 1 | 0 | 0% | 1 | 1 | 0 | 1 | 0 |

In Possession - Offers & Receptions

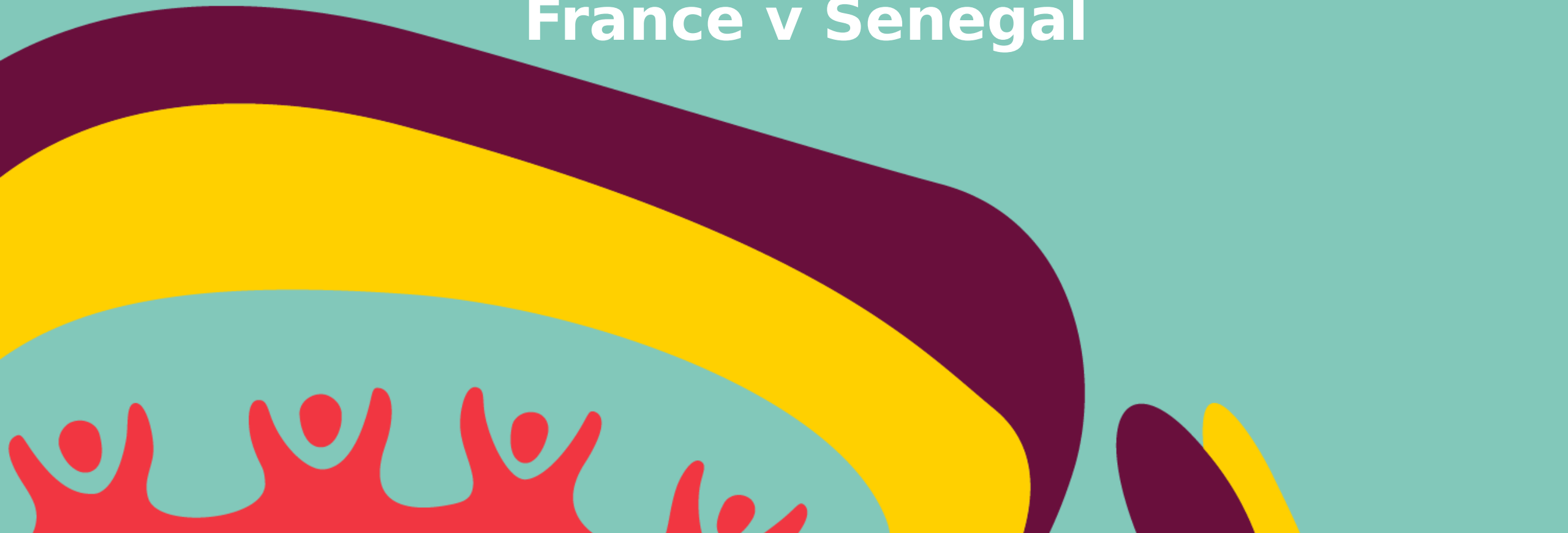


| | | | Offer movement types | | | | | | |
|----|-----------------|--------------|----------------------|------------|-----------|-----------|-----------|-------------|-----------------|
| # | Player | Total Offers | In Front | In Between | Out to In | In to Out | In Behind | No Movement | Offers Received |
| 1 | DIOUF Serigne | 2 | 0 | 0 | 0 | 0 | 0 | 2 | 2 |
| 2 | DIANDY Clayton | 30 | 1 | 3 | 1 | 2 | 14 | 9 | 7 |
| 3 | DIALLO Mamadou | 1 | 0 | 0 | 0 | 0 | 0 | 1 | 0 |
| 4 | DIOUF Fallou | 5 | 1 | 0 | 0 | 0 | 0 | 4 | 2 |
| 6 | DIONG Daouda | 31 | 16 | 7 | 2 | 2 | 2 | 2 | 9 |
| 7 | DIEME Yaya | 45 | 4 | 4 | 1 | 3 | 19 | 14 | 11 |
| 13 | TOURE Alpha | 10 | 6 | 1 | 0 | 0 | 2 | 1 | 2 |
| 14 | DORIVAL Pierre | 8 | 6 | 2 | 0 | 0 | 0 | 0 | 5 |
| 15 | GNING Mamadou | 20 | 4 | 7 | 0 | 4 | 1 | 4 | 8 |
| 17 | DIALLO Ibrahima | 13 | 2 | 0 | 0 | 0 | 3 | 8 | 3 |
| 19 | GUEYE Idrissa | 20 | 0 | 3 | 0 | 1 | 16 | 0 | 2 |
| 9 | SALL Omar | 1 | 0 | 0 | 0 | 0 | 1 | 0 | 0 |
| 18 | SAWANE Mamadou | 1 | 0 | 0 | 0 | 0 | 1 | 0 | 0 |
| 20 | NIABALY Cherif | 1 | 0 | 0 | 0 | 0 | 1 | 0 | 1 |

INDIVIDUAL DATA OUT OF POSSESSION



France v Senegal



Out of Possession

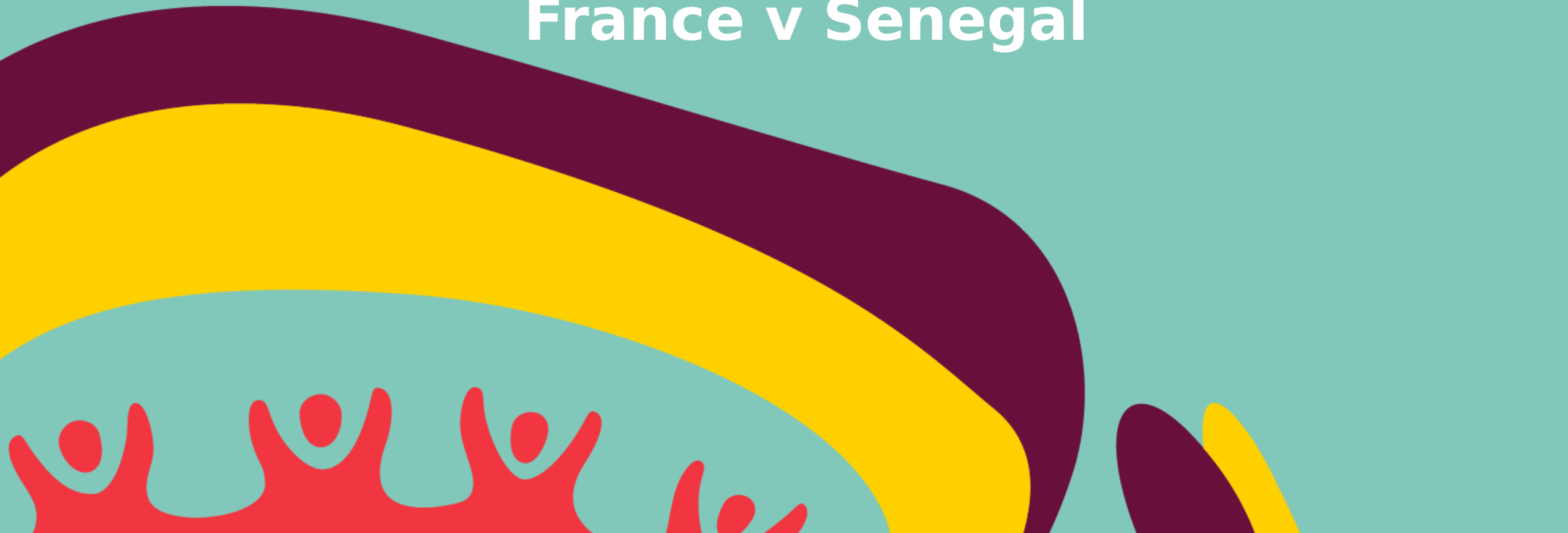


| # | Player | Tackles Made / Won | Blocks | Interceptions | Pressing Direct | Pressing Indirect | Duels Won - Aerial | Duels Won - Physical | Possession Contests won | Clearances | Loose Ball Receptions | Pushing On | Pushing On into Pressing | Possession Regains | Possession Interrupted |
|----|-----------------|--------------------|--------|---------------|-----------------|-------------------|--------------------|----------------------|-------------------------|------------|-----------------------|------------|--------------------------|--------------------|------------------------|
| 1 | DIOUF Serigne | 0 / 0 | 0 | 0 | 0 | 0 | 0 | 0 | 0 | 1 | 4 | 0 | 0 | 16 | 0 |
| 2 | DIANDY Clayton | 3 / 0 | 2 | 0 | 3 | 10 | 1 | 0 | 1 | 0 | 5 | 9 | 0 | 0 | 0 |
| 3 | DIALLO Mamadou | 1 / 0 | 3 | 1 | 1 | 5 | 6 | 0 | 7 | 5 | 3 | 2 | 1 | 9 | 5 |
| 4 | DIOUF Fallou | 4 / 0 | 5 | 0 | 6 | 3 | 2 | 0 | 2 | 10 | 8 | 8 | 2 | 7 | 9 |
| 6 | DIONG Daouda | 4 / 0 | 4 | 0 | 11 | 19 | 5 | 0 | 8 | 6 | 5 | 16 | 10 | 4 | 10 |
| 7 | DIEME Yaya | 3 / 0 | 1 | 0 | 4 | 15 | 0 | 1 | 2 | 0 | 2 | 16 | 7 | 0 | 0 |
| 13 | TOURE Alpha | 3 / 0 | 2 | 1 | 5 | 10 | 2 | 0 | 2 | 8 | 5 | 18 | 5 | 5 | 7 |
| 14 | DORIVAL Pierre | 5 / 0 | 2 | 0 | 8 | 28 | 0 | 0 | 1 | 4 | 5 | 23 | 12 | 5 | 5 |
| 15 | GNING Mamadou | 1 / 0 | 2 | 0 | 1 | 11 | 1 | 0 | 1 | 1 | 3 | 7 | 4 | 0 | 3 |
| 17 | DIALLO Ibrahima | 10 / 0 | 2 | 1 | 15 | 8 | 1 | 0 | 3 | 3 | 8 | 18 | 8 | 5 | 7 |
| 19 | GUEYE Idrissa | 2 / 0 | 0 | 1 | 3 | 16 | 9 | 0 | 10 | 4 | 3 | 15 | 6 | 2 | 1 |
| 9 | SALL Omar | 0 / 0 | 0 | 0 | 0 | 2 | 0 | 0 | 0 | 0 | 0 | 1 | 1 | 0 | 0 |
| 18 | SAWANE Mamadou | 0 / 0 | 0 | 0 | 0 | 4 | 0 | 0 | 0 | 0 | 0 | 2 | 1 | 0 | 0 |
| 20 | NIABALY Cherif | 1 / 0 | 0 | 0 | 3 | 2 | 1 | 0 | 1 | 1 | 1 | 4 | 1 | 1 | 0 |

INDIVIDUAL DATA PHYSICAL



France v Senegal



Physical Data

France



| # | Player | Total Distance (m) | Zone 1: 0-7 km/h (m) | Zone 2: 7-15 km/h (m) | Zone 3: 15-20 km/h (m) | Zone 4: 20-25 km/h (m) | Zone 5: 25+ km/h (m) | High Speed Runs (Zone 4) | Sprints (Zone 5) | Top Speed (km/h) |
|----|--------------------|--------------------|----------------------|-----------------------|------------------------|------------------------|----------------------|--------------------------|------------------|------------------|
| 1 | ARGNEY Paul | 5450.7 | 4319.6 | 995.3 | 127.0 | 8.7 | 0 | 20.0 | 1.0 | 24.6 |
| 2 | TITI Yvann | 8569.4 | 3850.2 | 3063.6 | 1175.7 | 382.2 | 98.5 | 95.0 | 30.0 | 29.4 |
| 4 | MEUPIYOU Bastien | 8604.1 | 4653.9 | 2658.7 | 728.8 | 406.1 | 156.6 | 70.0 | 32.0 | 34.2 |
| 5 | KAYI SANDA Joachim | 8649.2 | 4030.5 | 3264.2 | 860.6 | 379.7 | 113.3 | 75.0 | 35.0 | 30.5 |
| 8 | BOUABRE Saimon | 9674.8 | 3962.8 | 3596.1 | 1297.4 | 659.8 | 159.6 | 103.0 | 48.0 | 29.1 |
| 9 | LAMBOURDE Mathis | 8702.6 | 3233.9 | 3935.3 | 1040.0 | 391.6 | 101.8 | 95.0 | 36.0 | 31.0 |
| 10 | BOUNEB Ismail | 8246.2 | 2683.3 | 4155.2 | 1057.2 | 327.4 | 23.9 | 89.0 | 27.0 | 28.8 |
| 11 | GOMIS Tidiam | 7029.9 | 3465.7 | 2217.9 | 683.3 | 436.6 | 226.4 | 64.0 | 38.0 | 32.4 |
| 13 | SADI Aymen | 8810.7 | 3726.1 | 3237.9 | 1135.7 | 545.4 | 165.6 | 107.0 | 40.0 | 32.3 |
| 14 | SYLLA Fode | 9549.3 | 3693.7 | 3835.0 | 1343.6 | 540.5 | 136.6 | 109.0 | 39.0 | 32.3 |
| 20 | AMOUGOU Mathis | 3112.4 | 1114.6 | 1293.2 | 481.5 | 141.6 | 81.2 | 38.0 | 14.0 | 32.5 |
| 3 | SANGUI Nhoa | 340.8 | 140.8 | 126.1 | 52.8 | 0 | 21.1 | 6.0 | 1.0 | 31.8 |
| 6 | FERRO Nolan | 2697.9 | 867.9 | 1082.1 | 497.8 | 224.7 | 25.4 | 43.0 | 17.0 | 28.9 |
| 12 | ZAGUE Yoram | 2216.8 | 983.8 | 712.9 | 238.8 | 176.9 | 104.6 | 23.0 | 12.0 | 31.2 |
| 17 | DIALLO Tidiane | 6052.8 | 2671.7 | 2074.9 | 795.3 | 396.5 | 114.4 | 65.0 | 30.0 | 29.8 |
| 19 | TINCRES Joan | 463.5 | 176.1 | 161.2 | 45.8 | 61.4 | 19.1 | 5.0 | 4.0 | 29.0 |



Physical Data

| # | Player | Total Distance (m) | Zone 1: 0-7 km/h (m) | Zone 2: 7-15 km/h (m) | Zone 3: 15-20 km/h (m) | Zone 4: 20-25 km/h (m) | Zone 5: 25+ km/h (m) | High Speed Runs (Zone 4) | Sprints (Zone 5) | Top Speed (km/h) |
|----|-----------------|--------------------|----------------------|-----------------------|------------------------|------------------------|----------------------|--------------------------|------------------|------------------|
| 1 | DIOUF Serigne | 4298.2 | 3457.4 | 668.4 | 104.4 | 68.3 | 0 | 12.0 | 7.0 | 24.6 |
| 2 | DIANDY Clayton | 7617.2 | 3136.0 | 2657.6 | 905.7 | 602.5 | 314.6 | 89.0 | 48.0 | 33.3 |
| 3 | DIALLO Mamadou | 9264.0 | 3412.9 | 4112.3 | 1194.1 | 347.4 | 197.3 | 107.0 | 32.0 | 30.9 |
| 4 | DIOUF Fallou | 8648.3 | 3595.1 | 3391.9 | 1110.4 | 369.3 | 181.6 | 99.0 | 36.0 | 29.8 |
| 6 | DIONG Daouda | 10811.3 | 3760.2 | 4457.5 | 1657.4 | 827.1 | 109.2 | 149.0 | 57.0 | 33.0 |
| 7 | DIEME Yaya | 9039.3 | 3859.8 | 2955.0 | 984.4 | 781.9 | 460.1 | 95.0 | 60.0 | 34.6 |
| 13 | TOURE Alpha | 9433.8 | 3142.4 | 4196.1 | 1293.4 | 573.6 | 229.2 | 123.0 | 47.0 | 30.9 |
| 14 | DORIVAL Pierre | 10027.8 | 3577.9 | 4637.8 | 1330.7 | 396.1 | 85.2 | 126.0 | 32.0 | 30.1 |
| 15 | GNING Mamadou | 8683.7 | 3015.8 | 3768.7 | 1180.1 | 504.5 | 213.6 | 100.0 | 36.0 | 30.5 |
| 17 | DIALLO Ibrahima | 9539.0 | 4109.4 | 3848.0 | 1009.2 | 465.5 | 106.8 | 93.0 | 30.0 | 31.0 |
| 19 | GUEYE Idrissa | 9692.9 | 4316.2 | 3313.0 | 1251.4 | 621.3 | 191.0 | 112.0 | 53.0 | 34.3 |
| 9 | SALL Omar | 1955.4 | 972.0 | 659.4 | 143.9 | 71.6 | 108.7 | 17.0 | 9.0 | 32.9 |
| 18 | SAWANE Mamadou | 1068.5 | 500.5 | 308.2 | 142.2 | 95.4 | 22.3 | 16.0 | 8.0 | 28.5 |
| 20 | NIABALY Cherif | 1445.4 | 532.3 | 523.1 | 238.6 | 97.3 | 54.2 | 16.0 | 10.0 | 29.2 |

