



U-17 WORLD CUP
INDONESIA 2023



France 1 - 0 Uzbekistan

Quarter-final - Match 47
25 November 2023
15:30 Kick Off
Manahan Stadium

POST MATCH SUMMARY REPORT

Match Summary - Teams

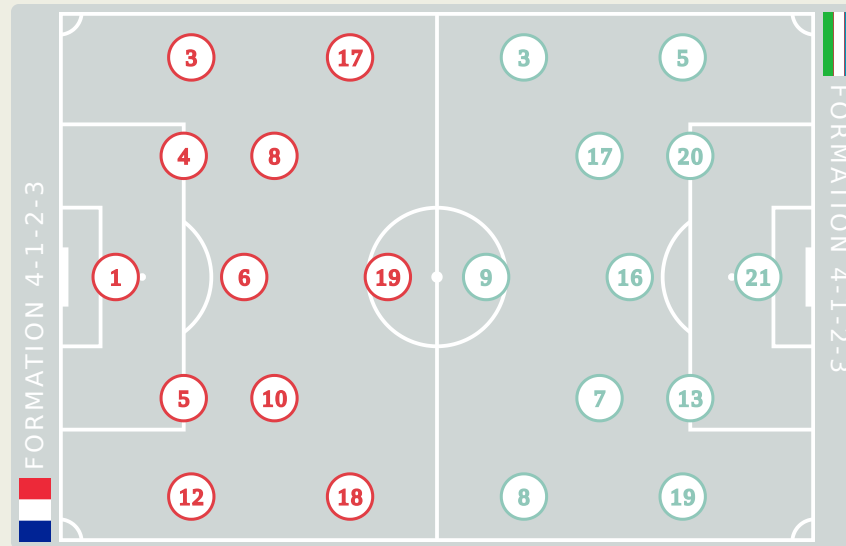


STARTING

1	GK	ARGNEY Paul	
3	DF	SANGUI Nhoa	26'
4	DF	MEUPIYOU Bastien	
5	DF	KAYI SANDA Joachim (C)	
6	MF	FERRO Nolan	90+2'
8	MF	BOUABRE Saimon	72'
10	MF	BOUNEB Ismail	83'
12	DF	ZAGUE Yoram	95'
17	FW	DIALLO Tidiane	71'
18	FW	BOUCHENNA Mohamed-Amine	45'
19	FW	TINCRES Joan	72'

SUBSTITUTES

16	GK	NIFLORE Mathys	
21	GK	VIEL Thimothe	
2	DF	TITI Yvann	71'
9	FW	LAMBOURDE Mathis	72'
11	FW	GOMIS Tidiam	45', 78'
13	DF	SADI Aymen	
14	MF	SYLLA Fode	90+2'
15	DF	TCHAPTCHET Arthur	
20	MF	AMOUGOU Mathis	72'



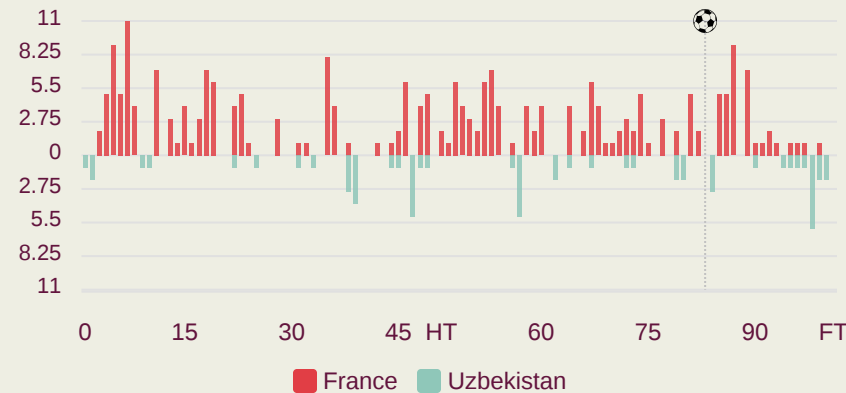
STARTING

SOBIROV Muhammadyusuf	GK	21		
64'	URINBOEV Yakhyo	MF	3	
	TULKUNBEKOV Azizbek	MF	5	
	(C) MIRZAEV Lazizbek	MF	7	
89'	21'	SHUKURULLAEV Bekhruz	DF	8
	SAIDOV Amirbek	FW	9	
	DJUMATOV Bekhruz	DF	13	
	REIMOV Mukhammedali	MF	16	
	KARIMOV Ollabergan	MF	17	
89'	ABDULBORIEV Sherzodbek	DF	19	
81'	ABDULLAEV Dilshod	DF	20	

SUBSTITUTES

	BURIEV Jakhongir	GK	1	
	MAMATKULOV Jahongir	GK	12	
	YOKUBOV Aminbek	MF	2	
71'	64'	KARIMOV Behruzjon	DF	4
	81'	UKTAMOV Ozodbek	DF	6
	TURGUNBOEV Abdulkhamid	FW	10	
89'	89'	ABRAEV Kuvonchbek	FW	11
	SHODIBOEV Shodiyor	FW	14	
	ERGASHOV Ozodbek	DF	15	
	HIKMATULLAEV Jasur	MF	18	

Distribution in the Final Third



Match Summary - Key Statistics



Possession

Total	58%	10.1%	32%	Total
1	Goals			0
28 (2)	Attempts at Goal (On Target)			6 (2)
561 (503)	Total Passes (Complete)			332 (264)
90 %	Pass Completion %			80 %
93	Completed Line Breaks			60
17	Defensive Line Breaks			5
189	Receptions in the Final Third			40
27	Crosses			10
18	Ball Progressions			17
149 (40)	Defensive Pressures Applied (Direct Pressures)			243 (49)
47	Forced Turnovers			45
74	Second Balls			56
106.3 km	Total Distance Covered			115.5 km
5.4 km	Zone 4 - Low Speed Sprinting: 20-25 km/h			5.4 km



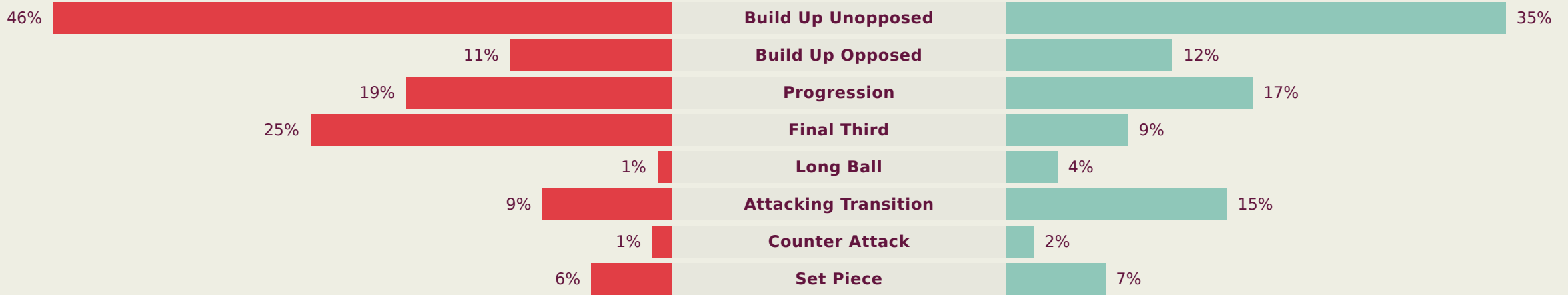
France

Phases of Play

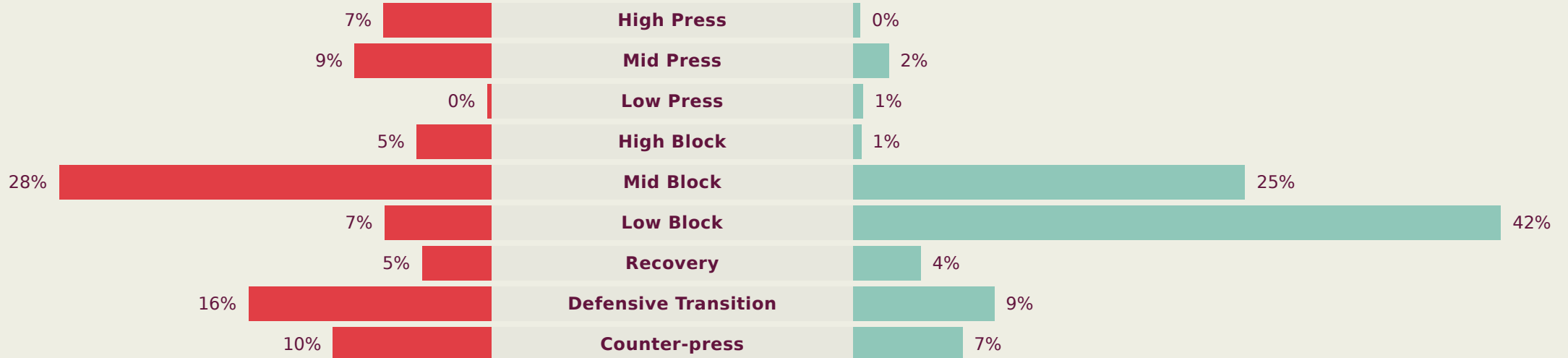
Uzbekistan



IN POSSESSION



OUT OF POSSESSION



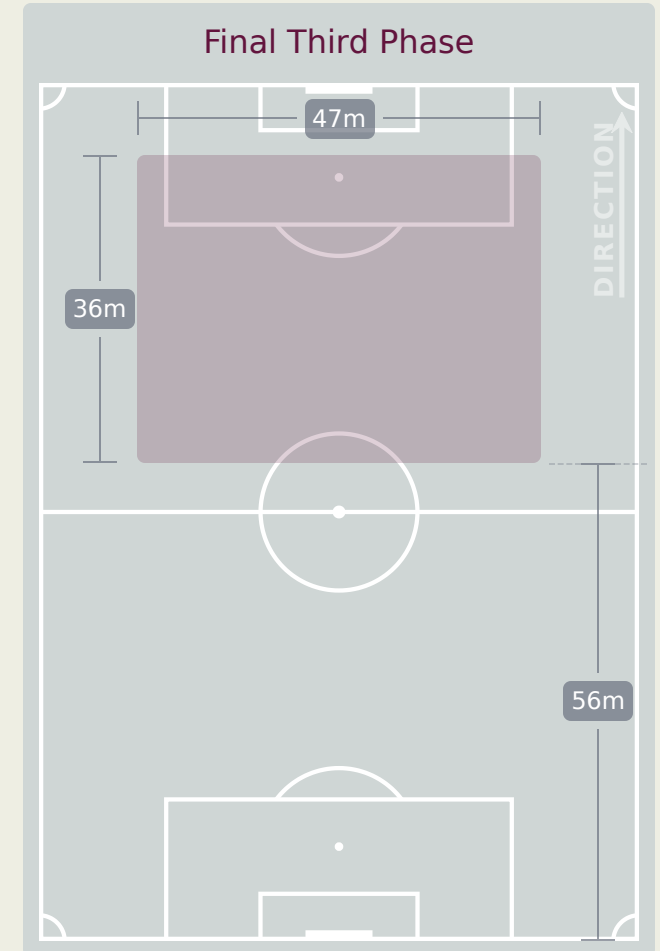
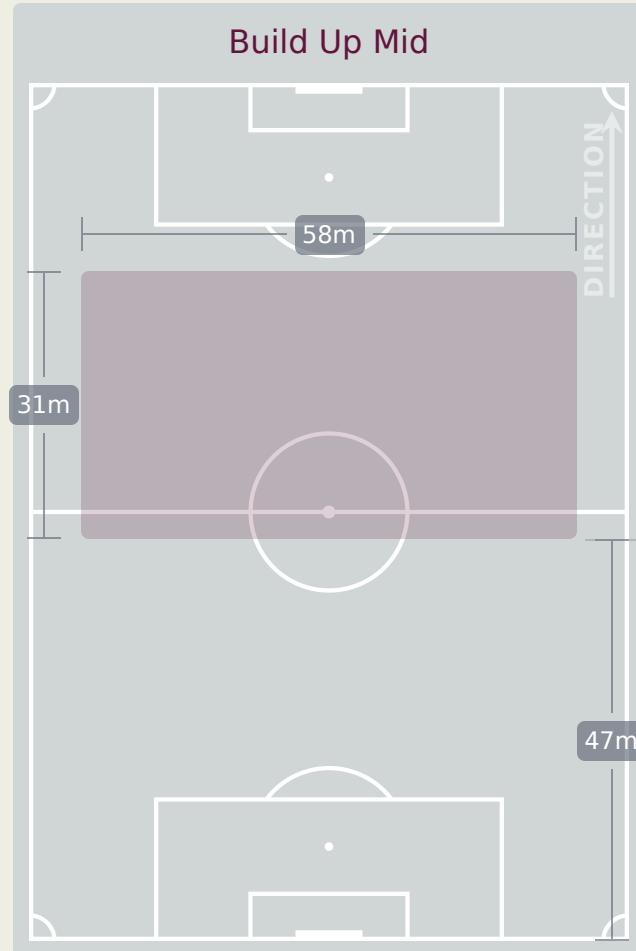
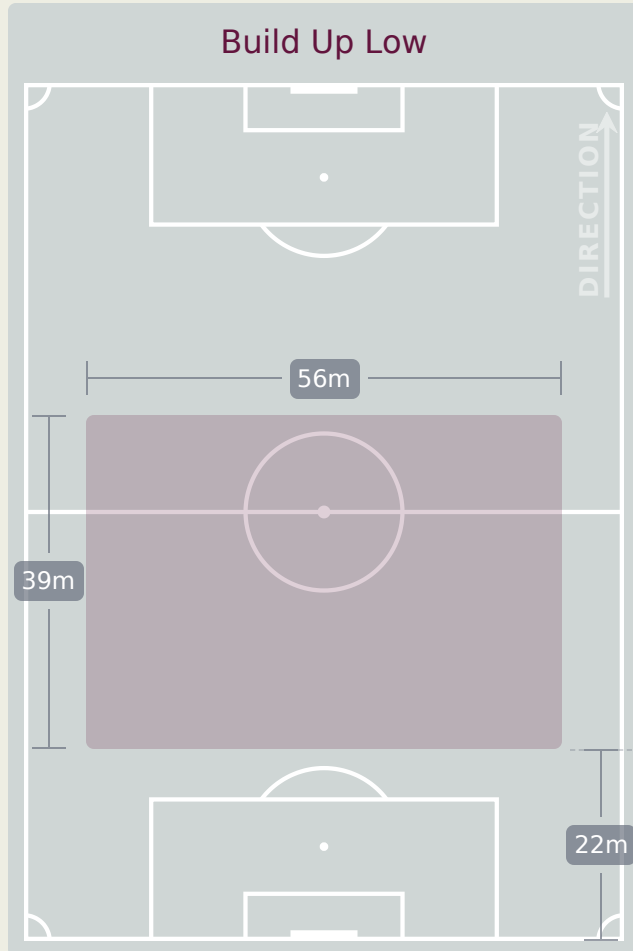
IN POSSESSION



France v Uzbekistan

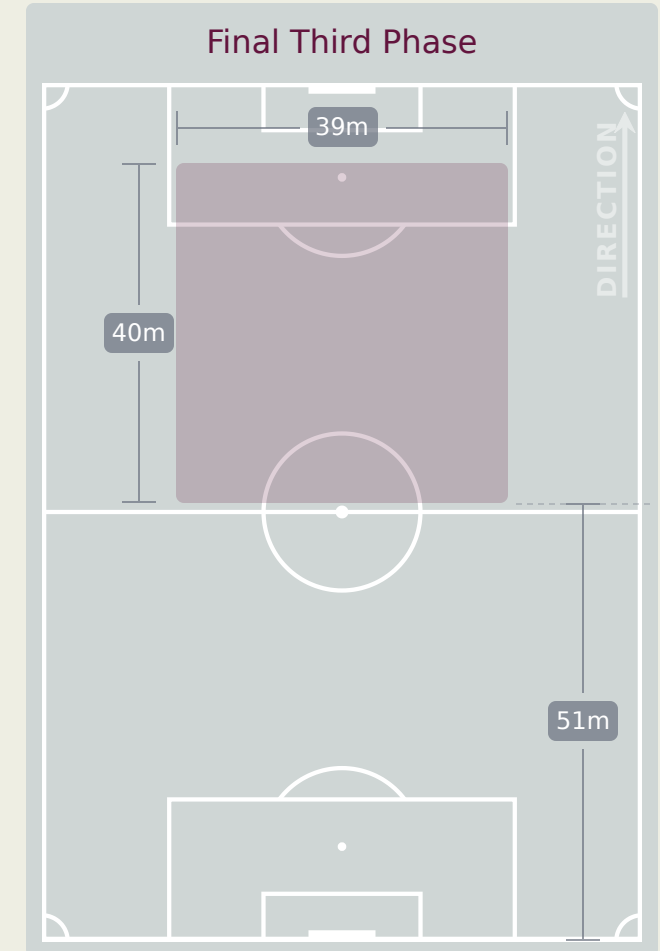
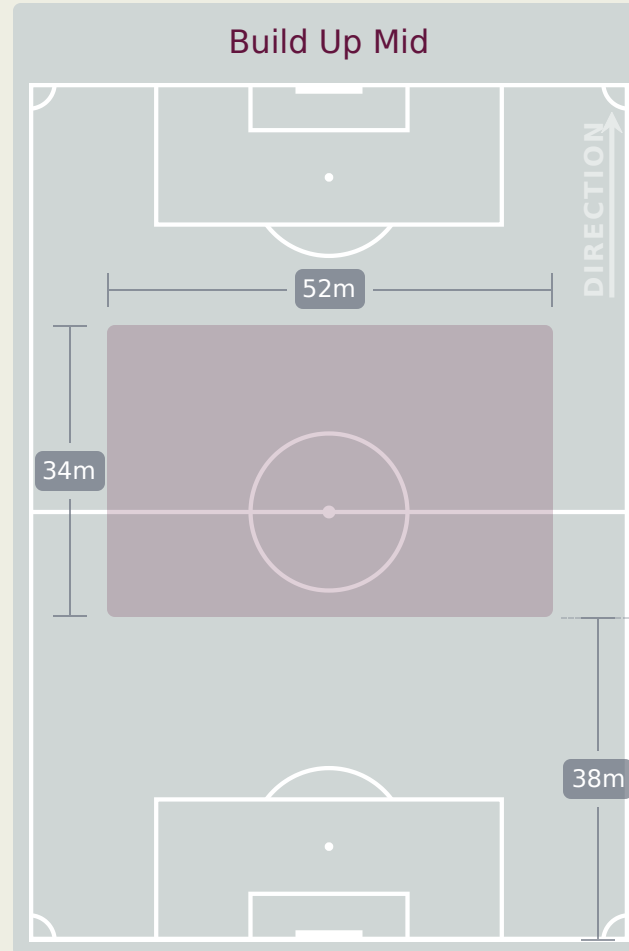
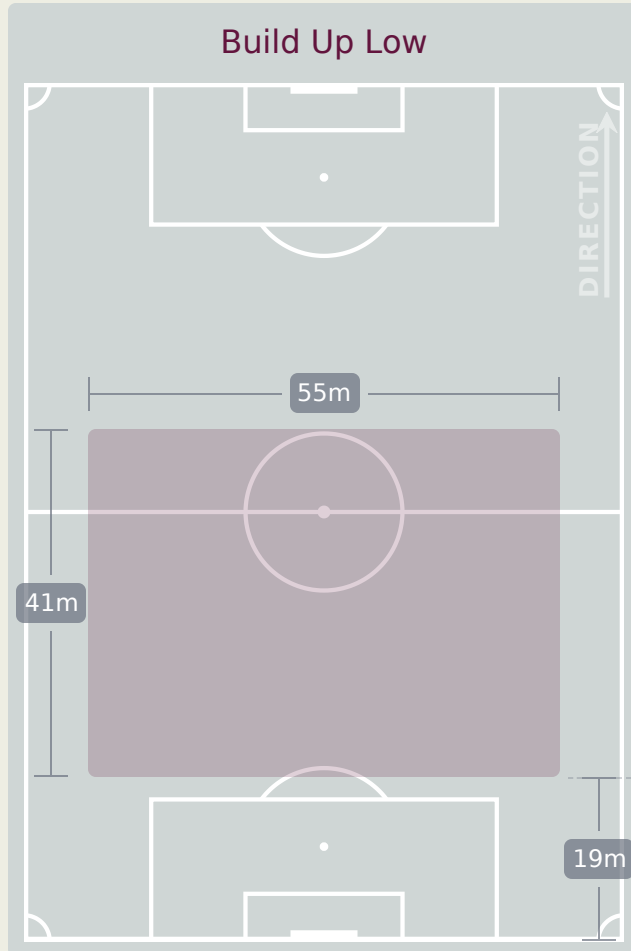


In Possession Line Height & Team Length



In Possession Line Height & Team Length

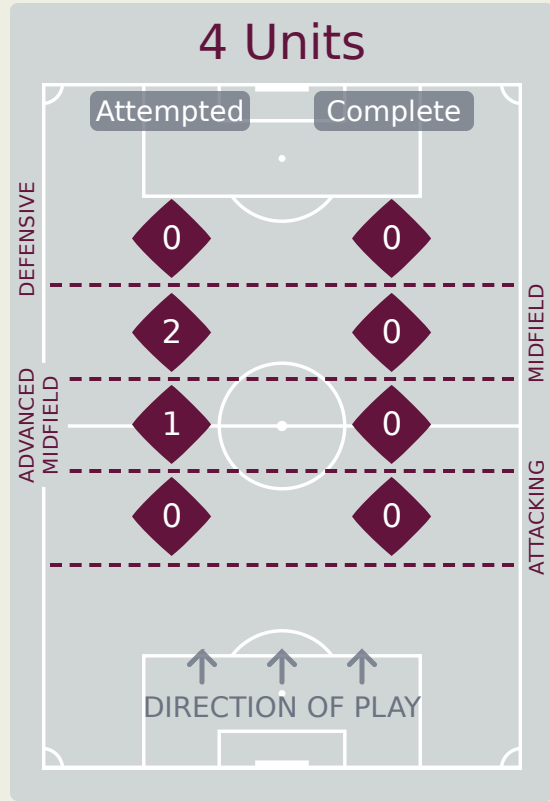
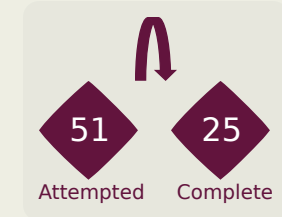
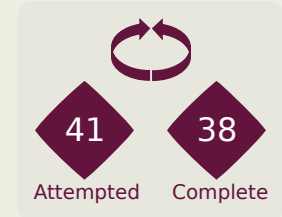
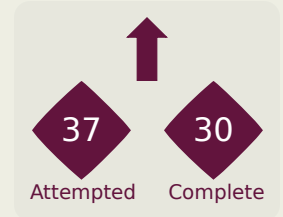
Uzbekistan



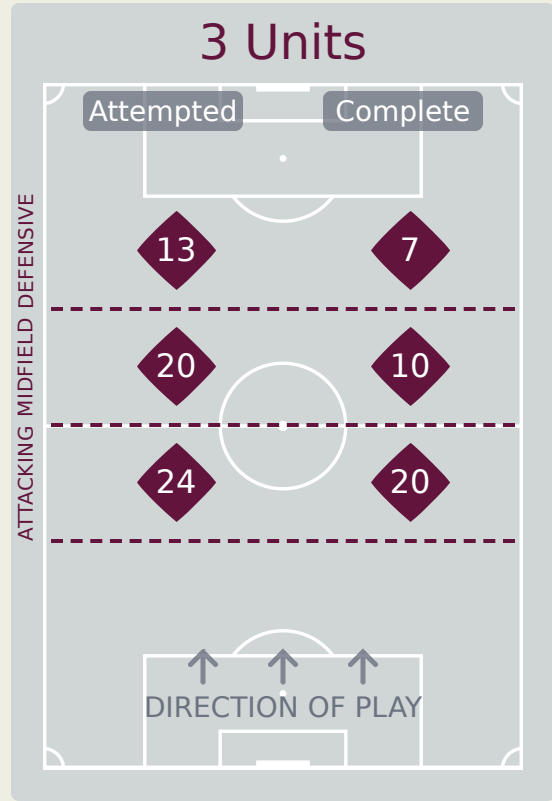
Line Breaks



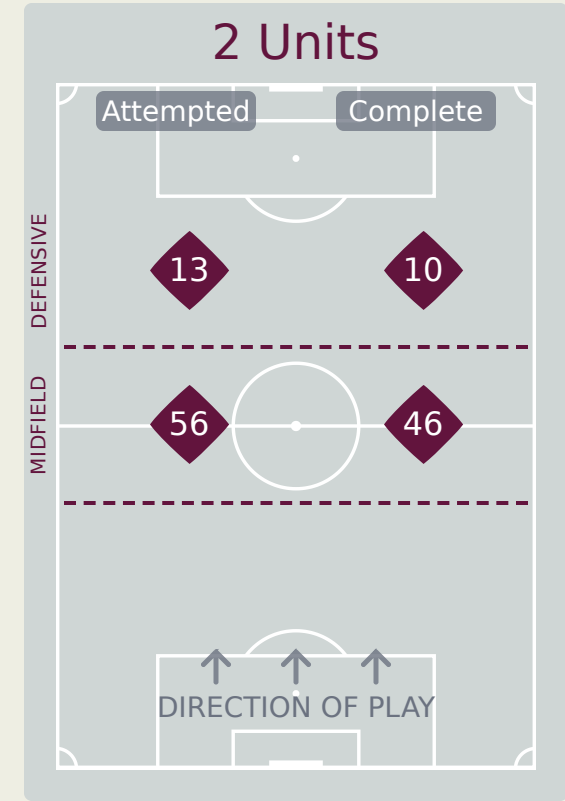
Attempted Line Breaks
129



Attempted Line Breaks 3
 Inside Shape 3
 Outside Shape 0



Attempted Line Breaks 57
 Inside Shape 32
 Outside Shape 25



Attempted Line Breaks 69
 Inside Shape 35
 Outside Shape 34

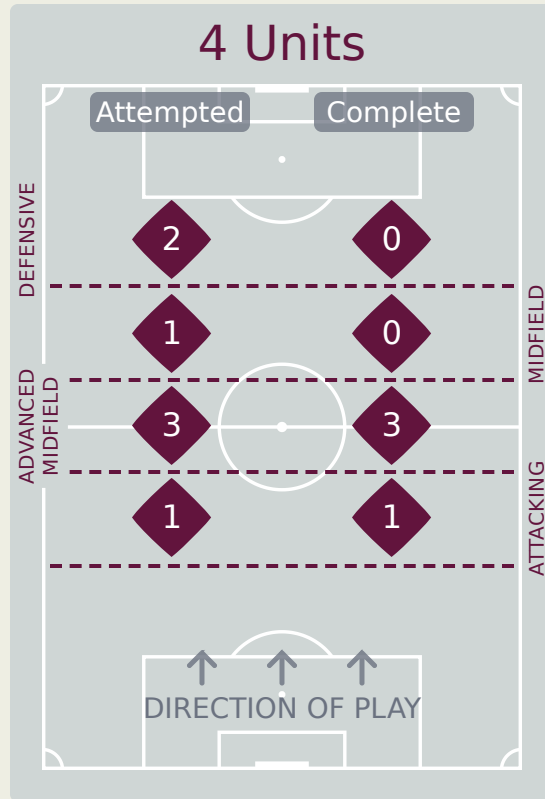
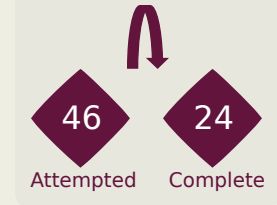
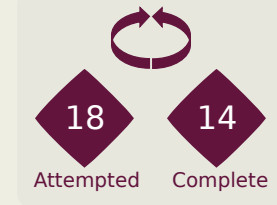
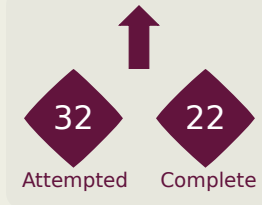
Line Breaks



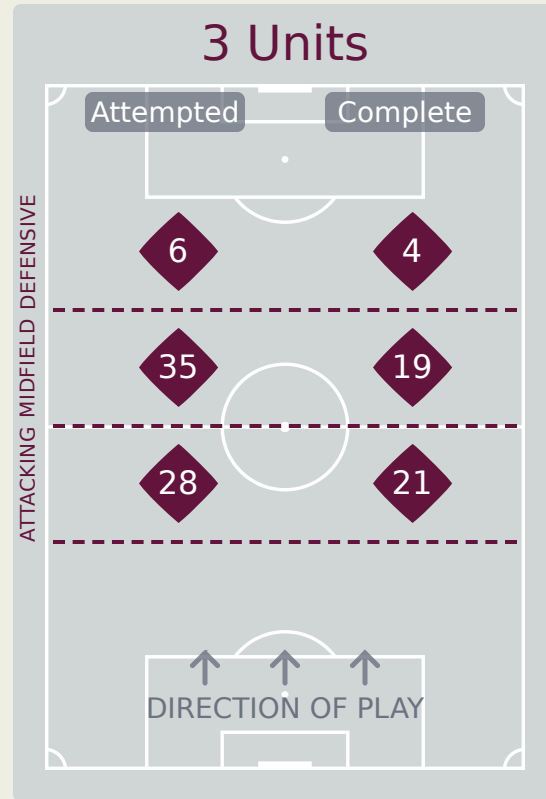
Uzbekistan

Attempted Line Breaks

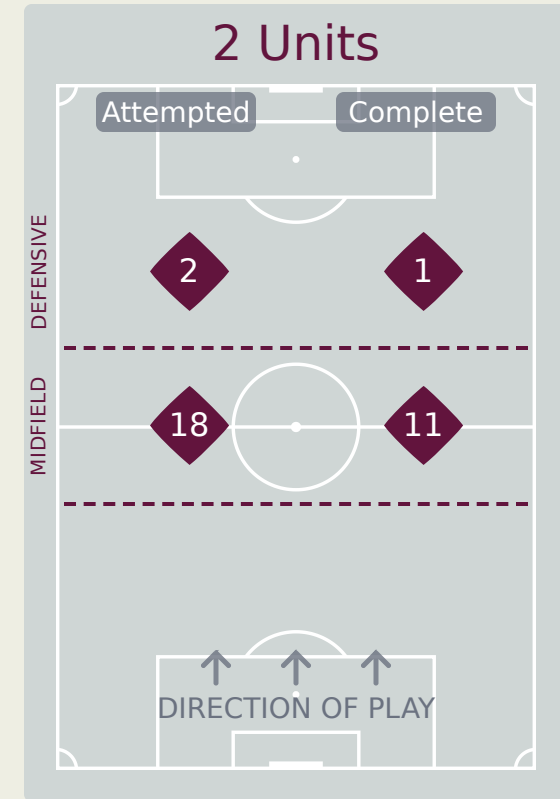
96



Attempted Line Breaks	7
Inside Shape	3
Outside Shape	4



Attempted Line Breaks	69
Inside Shape	45
Outside Shape	24



Attempted Line Breaks	20
Inside Shape	17
Outside Shape	3

Line Breaks



					4 Units				3 Units			2 Units		Direction			Distribution Type		
#	Player	Line Breaks Attempted	Line Breaks Completed	Line Break Completion %	Attacking Line	Attacking Midfield Line	Midfield Line	Defensive Line	Attacking Line	Midfield Line	Defensive Line	Midfield Line	Defensive Line	Through	Around	Over	Pass	Cross	Ball Progression
1	ARGNEY Paul	6	1	16%	0	0	0	0	1	4	0	1	0	0	0	6	6	0	0
3	SANGUI Nhoa	16	13	81%	0	0	1	0	3	1	0	10	1	4	9	3	14	2	0
4	MEUPIYOU Bastien	20	13	65%	0	0	1	0	2	3	3	9	2	7	2	11	20	0	0
5	KAYI SANDA Joachim	24	18	75%	0	0	0	0	6	6	2	8	2	6	5	13	24	0	0
6	FERRO Nolan	7	7	100%	0	0	0	0	3	0	0	3	1	4	1	2	7	0	0
8	BOUABRE Saimon	5	3	60%	0	0	0	0	0	0	0	3	2	1	2	2	5	0	0
10	BOUNEB Ismail	8	7	87%	0	0	0	0	0	1	1	6	0	2	3	3	5	3	0
12	ZAGUE Yoram	14	12	85%	0	0	0	0	6	0	1	6	1	4	8	2	11	2	1
17	DIALLO Tidiane	7	5	71%	0	0	0	0	0	2	3	1	1	4	0	3	5	1	1
18	BOUCHENNA Mohamed-Amine	5	4	80%	0	1	0	0	0	0	0	2	2	1	2	2	4	1	0
19	TINCRES Joan	1	1	100%	0	0	0	0	0	0	0	0	1	1	0	0	1	0	0
2	TITI Yvann	2	1	50%	0	0	0	0	1	1	0	0	0	0	1	1	2	0	0
9	LAMBOURDE Mathis	1	0	0%	0	0	0	0	0	0	1	0	0	0	0	1	1	0	0
11	GOMIS Tidiam	9	5	55%	0	0	0	0	0	2	2	5	0	2	5	2	8	1	0
14	SYLLA Fode	0	0	0%	0	0	0	0	0	0	0	0	0	0	0	0	0	0	0
20	AMOUGOU Mathis	4	3	75%	0	0	0	0	2	0	0	2	0	1	3	0	3	0	1

Passing Networks



#	Passes From ↓ to →	ARGNEY Paul	SANGUI Nhoa	MEUPIYOU Bastien	KAYI SANDA Joachim	FERRO Nolan	BOUABRE Saimon	BOUNEB Ismail	ZAGUE Yoram	DIALLO Tidiane	BOUCHENNA Mohamed-Amine	TINCRES Joan	TITI Yvann	LAMBOURDE Mathis	GOMIS Tidiam	SYLLA Fode	AMOUGOU Mathis
1	ARGNEY Paul	1	0	7	14	0	0	0	0	0	0	0	0	1	0	0	0
3	SANGUI Nhoa	0	1	17	11	0	8	0	2	11	0	0	0	0	6	0	3
4	MEUPIYOU Bastien	9	23	1	37	3	6	1	5	4	1	1	1	1	3	0	2
5	KAYI SANDA Joachim	5	5	38	1	5	2	4	14	4	5	0	4	0	8	2	2
6	FERRO Nolan	0	4	4	8	1	2	0	4	4	1	1	1	1	0	0	2
8	BOUABRE Saimon	2	6	1	2	0	1	1	2	7	1	0	0	0	0	0	0
10	BOUNEB Ismail	0	2	3	2	3	1	1	5	1	5	0	0	0	2	0	0
12	ZAGUE Yoram	0	2	11	5	6	0	7	1	0	2	0	2	2	0	0	0
17	DIALLO Tidiane	0	13	2	1	2	7	0	0	1	0	2	0	0	0	0	0
18	BOUCHENNA Mohamed-Amine	0	0	1	2	3	0	3	5	0	1	0	0	0	0	0	0
19	TINCRES Joan	0	0	0	0	0	1	0	1	2	2	1	0	0	0	0	0
2	TITI Yvann	1	0	0	4	0	0	0	2	0	0	0	1	0	0	0	0
9	LAMBOURDE Mathis	0	0	0	0	0	0	0	1	0	0	0	0	1	0	0	0
11	GOMIS Tidiam	0	2	2	3	2	0	3	1	1	0	0	0	0	1	0	5
14	SYLLA Fode	0	0	0	1	0	0	0	0	0	0	0	1	0	1	0	0
20	AMOUGOU Mathis	0	3	3	3	1	0	0	1	0	0	0	0	1	4	0	1

Top 5 Player to Player Passers		
Player	Passed To	% of Total Team Passes
KAYI SANDA Joachim	MEUPIYOU Bastien	7.9%
MEUPIYOU Bastien	KAYI SANDA Joachim	7.7%
MEUPIYOU Bastien	SANGUI Nhoa	4.8%
SANGUI Nhoa	MEUPIYOU Bastien	3.5%
ARGNEY Paul	KAYI SANDA Joachim	2.9%

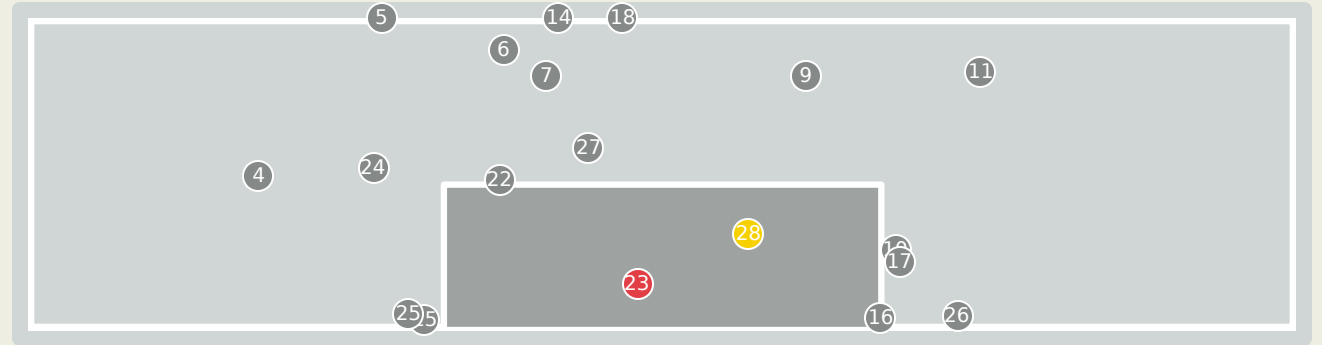
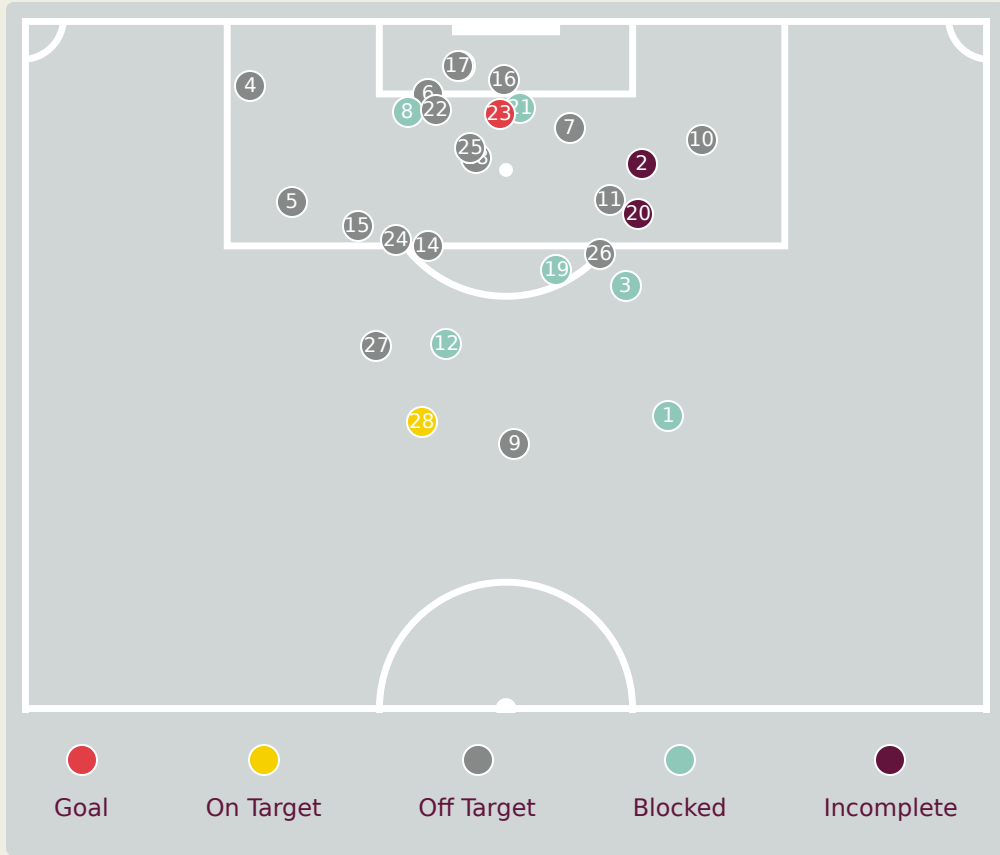







Passing Networks

#	Passes From ↓ to →	SOBIROV Muhammadyusuf	URINBOEV Yakhyo	TULKUNBEKOV Azizbek	MIRZAEV Lazizbek	SHUKURULLAEV Bekhruz	SAIDOV Amirbek	DJUMATOV Bekhruz	REIMOV Mukhammedali	KARIMOV Ollabergan	ABDULBORIEV Sherzodbek	ABDULLAEV Dilshod	KARIMOV Behruzjon	UKTAMOV Ozodbek	ABRAEV Kuvonchbek	SHODIBOEV Shodiyor
21	SOBIROV Muhammadyusuf	0	0	4	1	0	0	7	0	0	6	11	0	1	0	1
3	URINBOEV Yakhyo	0	0	0	3	0	0	0	0	4	0	0	0	0	0	0
5	TULKUNBEKOV Azizbek	0	1	0	1	0	0	5	5	4	0	4	1	3	0	0
7	MIRZAEV Lazizbek	0	2	0	0	3	0	6	2	4	2	1	1	2	0	1
8	SHUKURULLAEV Bekhruz	0	0	0	2	0	0	0	1	1	1	0	0	0	0	0
9	SAIDOV Amirbek	0	0	0	2	0	0	0	3	0	0	0	0	0	0	1
13	DJUMATOV Bekhruz	5	0	2	4	0	3	0	2	0	10	4	0	8	0	0
16	REIMOV Mukhammedali	1	0	2	3	0	0	2	0	3	3	2	0	1	1	0
17	KARIMOV Ollabergan	1	3	3	5	2	2	2	1	0	1	2	2	1	0	0
19	ABDULBORIEV Sherzodbek	4	0	0	3	4	1	5	3	1	0	0	0	0	0	0
20	ABDULLAEV Dilshod	1	0	8	1	0	1	11	0	1	0	0	0	0	0	0
4	KARIMOV Behruzjon	0	0	1	0	0	0	0	2	3	0	0	0	1	0	0
6	UKTAMOV Ozodbek	4	0	1	1	0	0	4	0	1	0	0	0	6	0	2
11	ABRAEV Kuvonchbek	0	0	0	1	0	0	0	0	1	0	0	0	0	0	0
14	SHODIBOEV Shodiyor	0	0	0	0	0	0	0	0	1	0	0	0	0	0	0

Top 5 Player to Player Passers		
Player	Passed To	% of Total Team Passes
SOBIROV Muhammadyusuf	ABDULLAEV Dilshod	4.4%
ABDULLAEV Dilshod	DJUMATOV Bekhruz	4.4%
DJUMATOV Bekhruz	ABDULBORIEV Sherzodbek	4%
DJUMATOV Bekhruz	UKTAMOV Ozodbek	3.2%
ABDULLAEV Dilshod	TULKUNBEKOV Azizbek	3.2%

Attempts at Goal



Key	Outcome	Shots
	Goals	1
	On Target	1
	Off Target	17
	Blocked	7
	Incomplete	2

Attempts at Goal



Time	Player	Outcome	Body Part	Delivery Type
5	12 ZAGUE Yoram	Incomplete - Blocked	Right Foot	Loose Ball
6	10 BOUNEB Ismail	Incomplete	Right Foot	Loose Ball
6	6 FERRO Nolan	Incomplete - Blocked	Right Foot	Loose Ball
16	19 TINCREC Joan	Deflected Off Target - Defensive Event	Right Foot	Ball Progression
17	8 BOUABRE Saimon	Deflected Off Target - Defensive Event	Right Foot	Pass
17	5 KAYI SANDA Joachim	Deflected Off Target - Defensive Event	Left Foot	Other
20	19 TINCREC Joan	Off Target	Head	Cross
36	8 BOUABRE Saimon	Incomplete - Blocked	Left Foot	Ball Progression
37	5 KAYI SANDA Joachim	Off Target	Right Foot	Loose Ball
42	19 TINCREC Joan	Off Target	Right Foot	Pass
46	18 BOUCHENNA Mohamed-Amine	Off Target	Right Foot	Pass
48	8 BOUABRE Saimon	Incomplete - Blocked	Right Foot	Pass
56	11 GOMIS Tidiam	Incomplete - Blocked	Head	Freekick
56	6 FERRO Nolan	Off Target	Left Foot	Loose Ball
60	3 SANGUI Nhoa	Off Target - Saved	Right Foot	Loose Ball
60	19 TINCREC Joan	Off Target	Lower Body	Corner
60	19 TINCREC Joan	Off Target	Right Foot	Other

Attempts at Goal

France

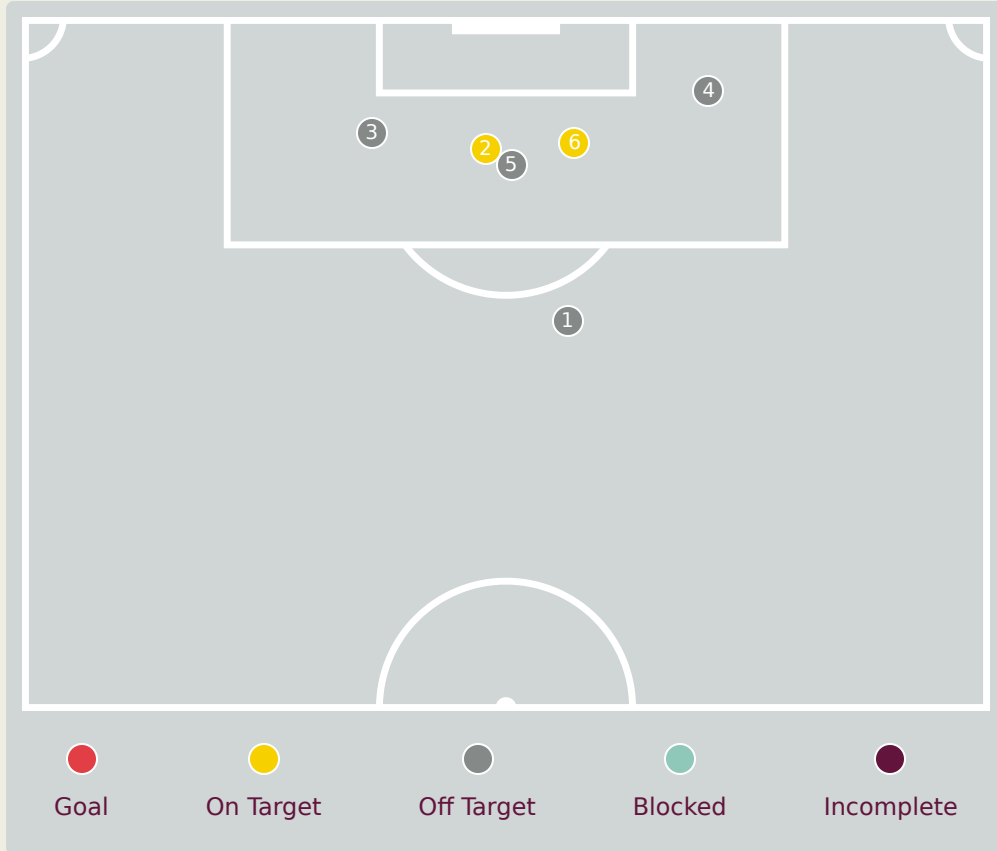


Time	Player	Outcome	Body Part	Delivery Type
69	19 TINCRES Joan	Off Target	Head	Cross
71	9 LAMBOURDE Mathis	Incomplete - Blocked	Left Foot	Pass
75	10 BOUNEB Ismail	Incomplete - Player On Ball Error	Left Foot	Loose Ball
77	20 AMOUGOU Mathis	Incomplete - Blocked	Head	Loose Ball
82	9 LAMBOURDE Mathis	Off Target	Head	Cross
82	10 BOUNEB Ismail	On Target - Goal	Left Foot	Other
86	11 GOMIS Tidiam	Deflected Off Target - Defensive Event	Right Foot	Pass
87	9 LAMBOURDE Mathis	Off Target	Head	Cross
92	9 LAMBOURDE Mathis	Off Target	Left Foot	Pass
96	9 LAMBOURDE Mathis	Off Target	Left Foot	Other
99	11 GOMIS Tidiam	On Target - Saved	Right Foot	Other

Uzbekistan



Attempts at Goal



Key	Outcome	Shots
●	Goals	0
●	On Target	2
●	Off Target	4
●	Blocked	0
●	Incomplete	0

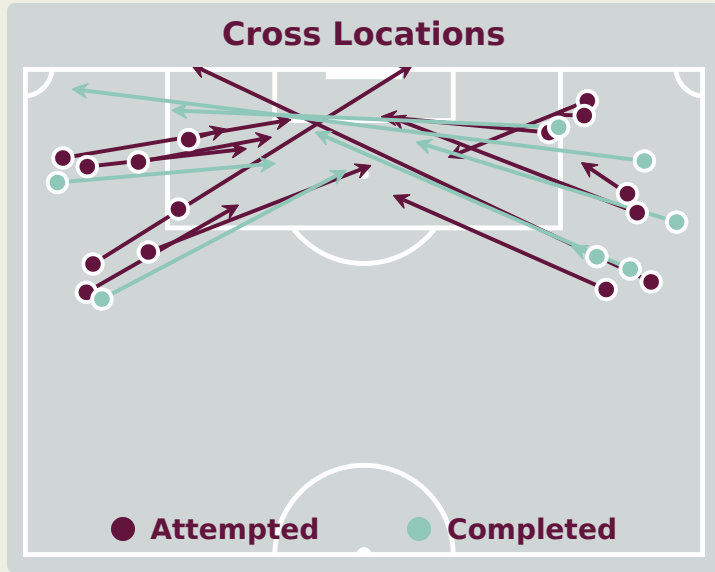
Uzbekistan



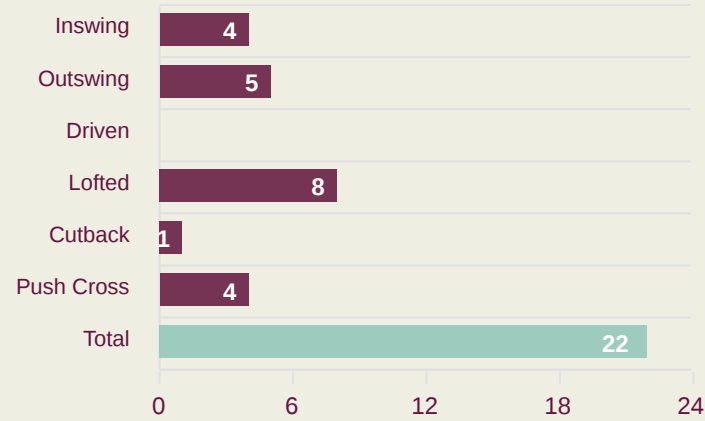
Attempts at Goal

Time	Player	Outcome	Body Part	Delivery Type
28	19 ABDULBORIEV Sherzodbek	Off Target	Left Foot	Freekick
47	3 URINBOEV Yakhyo	On Target - Saved	Head	Pass
57	9 SAIDOV Amirbek	Off Target	Head	Cross
84	9 SAIDOV Amirbek	Off Target	Right Foot	Pass
96	14 SHODIBOEV Shodiyor	Off Target - Player On Ball Error	Upper Body	Cross
98	9 SAIDOV Amirbek	On Target - Saved	Head	Cross

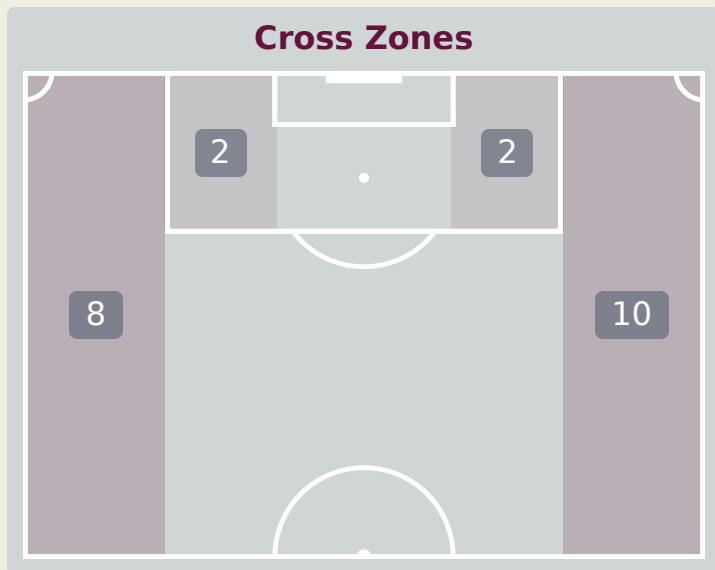
Crosses (Open Play)



Delivery Type



#	Player	Inswing	Outswing	Driven	Lofted	Cutback	Push Cross	Total Attempted
1	ARGNEY Paul	0	0	0	0	0	0	0
3	SANGUI Nhoa	0	2	0	0	0	0	2
4	MEUPIYOU Bastien	0	0	0	0	0	0	0
5	KAYI SANDA Joachim	0	0	0	0	0	0	0
6	FERRO Nolan	0	0	0	0	0	0	0
8	BOUABRE Saimon	0	0	0	0	0	0	0
10	BOUNEB Ismail	0	1	0	0	0	0	1
12	ZAGUE Yoram	0	0	0	2	0	2	4
17	DIALLO Tidiane	2	0	0	4	0	1	7
18	BOUCHENNA Mohamed-Amine	0	1	0	1	1	0	3
19	TINCRES Joan	0	0	0	0	0	0	0
2	TITI Yvann	0	1	0	0	0	1	2
9	LAMBOURDE Mathis	0	0	0	0	0	0	0
11	GOMIS Tidiam	2	0	0	1	0	0	3
14	SYLLA Fode	0	0	0	0	0	0	0
20	AMOUGOU Mathis	0	0	0	0	0	0	0



Attempted

22

Completed

7

Most Crosses Attempted

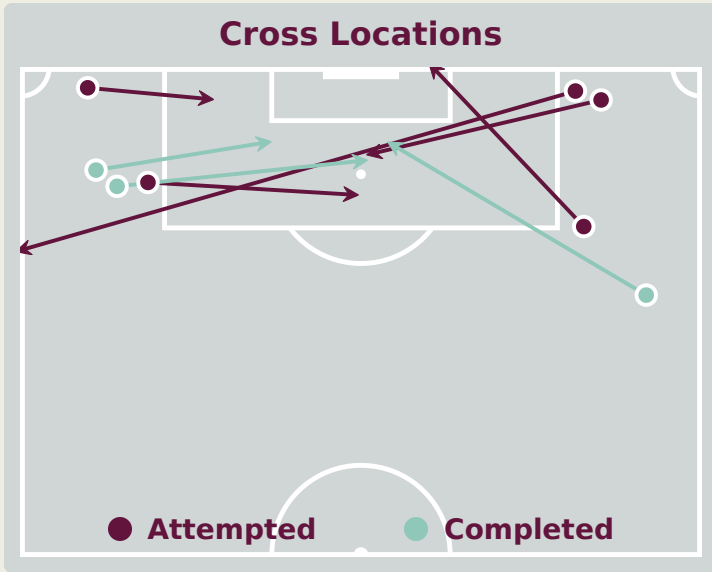
7

DIALLO Tidiane

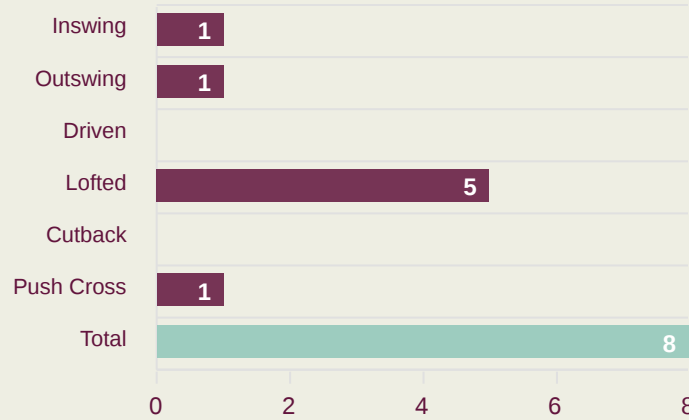
LEFT WINGER



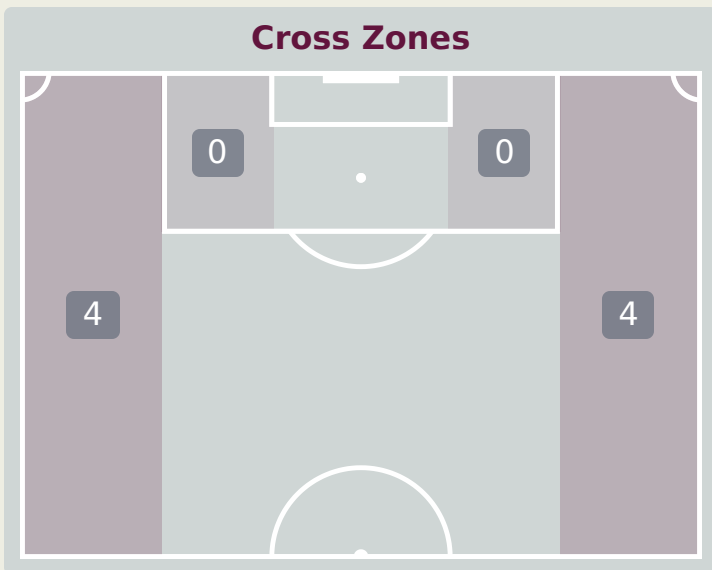
Crosses (Open Play)



Delivery Type



#	Player	Inswing	Outswing	Driven	Lofted	Cutback	Push Cross	Total Attempted
21	SOBIROV Muhammadyusuf	0	0	0	0	0	0	0
3	URINBOEV Yakhyo	0	0	0	0	0	0	0
5	TULKUNBEKOV Azizbek	0	0	0	0	0	0	0
7	MIRZAEV Lazizbek	0	0	0	1	0	1	2
8	SHUKURULLAEV Bekhruz	0	0	0	0	0	0	0
9	SAIDOV Amirbek	0	0	0	0	0	0	0
13	DJUMATOV Bekhruz	0	0	0	1	0	0	1
16	REIMOV Mukhammedali	0	0	0	0	0	0	0
17	KARIMOV Ollabergan	1	0	0	1	0	0	2
19	ABDULBORIEV Sherzodbek	0	0	0	0	0	0	0
20	ABDULLAEV Dilshod	0	1	0	0	0	0	1
4	KARIMOV Behruzjon	0	0	0	0	0	0	0
6	UKTAMOV Ozodbek	0	0	0	0	0	0	0
11	ABRAEV Kuvonchbek	0	0	0	1	0	0	1
14	SHODIBOEV Shodiyor	0	0	0	1	0	0	1



Attempted

8

Completed

3

Most Crosses Attempted

2

KARIMOV Ollabergan
RIGHT CENTRE MIDFIELD

Offering to Receive

243

Total Offers Made

75

Total Offers Received

Most Offers

34

GOMIS Tidiam
BENCH

174

Offers Made in Final Third

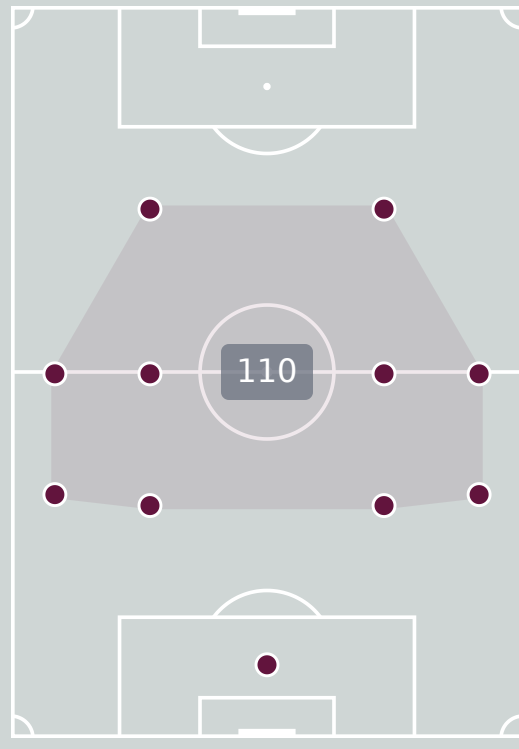
56

Offers Made in Middle Third

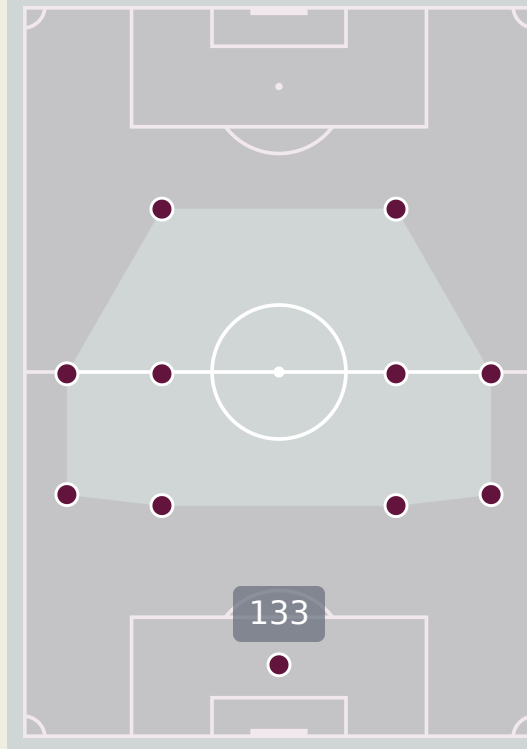
13

Offers Made in Defensive Third

Offers Made Inside Shape



Offers Made Outside Shape



#	Player	Offers Made	Offers Received	% Made & Received
1	ARGNEY Paul	2	2	100%
3	SANGUI Nhoa	26	4	15.4%
4	MEUPIYOU Bastien	8	3	37.5%
5	KAYI SANDA Joachim	9	7	77.8%
6	FERRO Nolan	9	4	44.4%
8	BOUABRE Saimon	12	3	25%
10	BOUNEB Ismail	31	10	32.3%
12	ZAGUE Yoram	22	6	27.3%
17	DIALLO Tidiane	32	10	31.2%
18	BOUCHENNA Mohamed-Amine	30	9	30%
19	TINCRES Joan	13	2	15.4%
2	TITI Yvann	2	1	50%
9	LAMBOURDE Mathis	3	1	33.3%
11	GOMIS Tidiam	34	11	32.4%
14	SYLLA Fode	2	0	0%
20	AMOUGOU Mathis	8	2	25%



Offering to Receive

252

Total Offers Made

73

Total Offers Received

Most Offers

60

MIRZAEV Lazizbek
LEFT CENTRE MIDFIELD

72

Offers Made in Final Third

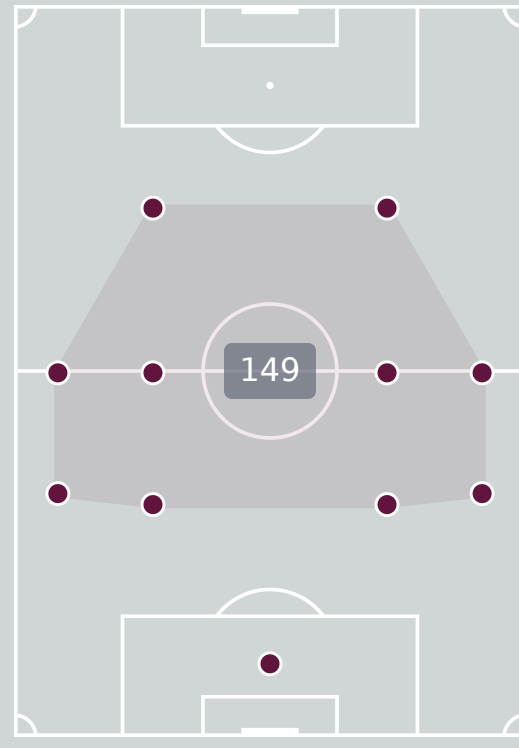
137

Offers Made in Middle Third

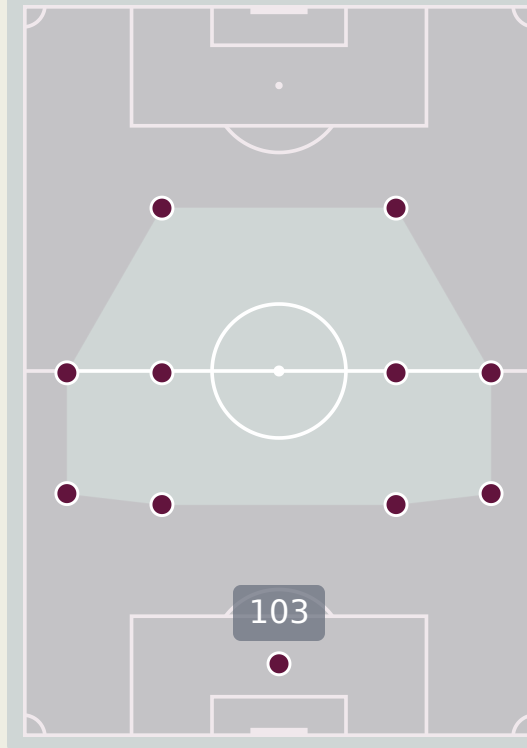
43

Offers Made in Defensive Third

Offers Made Inside Shape



Offers Made Outside Shape



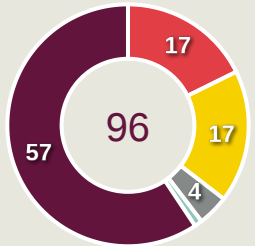
#	Player	Offers Made	Offers Received	% Made & Received
21	SOBIROV Muhammadyusuf	6	3	50%
3	URINBOEV Yakhyo	14	3	21.4%
5	TULKUNBEKOV Azizbek	22	6	27.3%
7	MIRZAEV Lazizbek	60	15	25%
8	SHUKURULLAEV Bekhruz	17	6	35.3%
9	SAIDOV Amirbek	27	3	11.1%
13	DJUMATOV Bekhruz	13	4	30.8%
16	REIMOV Mukhammedali	25	8	32%
17	KARIMOV Ollabergan	32	14	43.8%
19	ABDULBORIEV Sherzodbek	5	1	20%
20	ABDULLAEV Dilshod	8	4	50%
4	KARIMOV Behruzjon	8	4	50%
6	UKTAMOV Ozodbek	4	0	0%
11	ABRAEV Kuvonchbek	5	0	0%
14	SHODIBOEV Shodiyor	6	2	33.3%



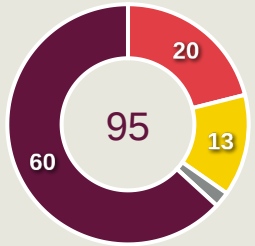
Movement to Receive

Movement Types by Phase

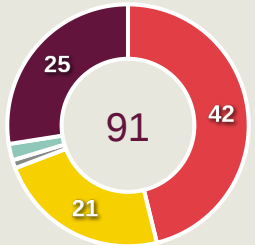
Final Third Phase



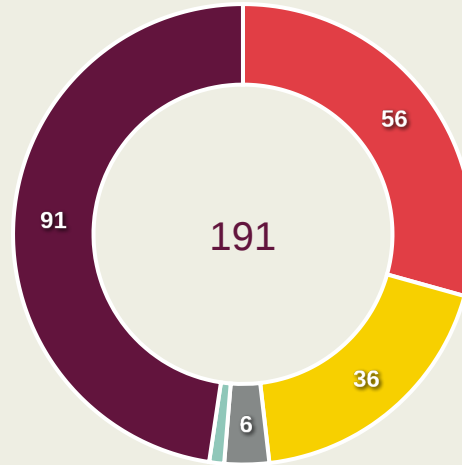
Progression Phase



Build Up Phase



All Movement Types

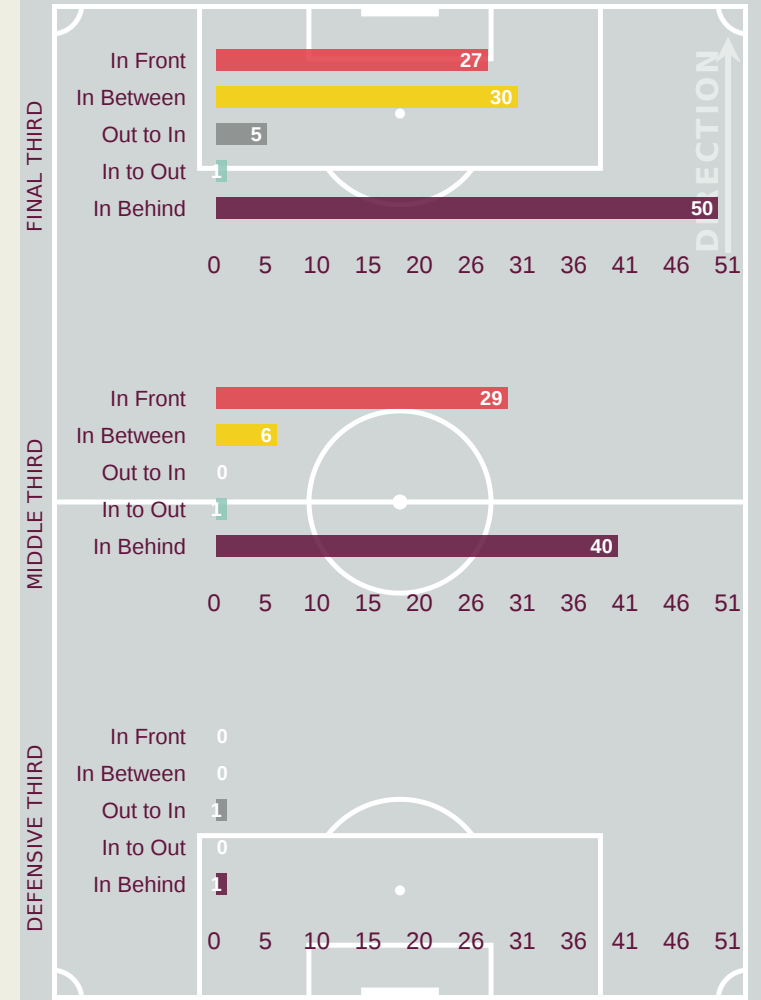


- In Front
- In Between
- Out to In
- In to Out
- In Behind

Top Ranked Players

Type	Player	Movements
In Front	18 BOUCHENNA Mohamed-Amine	9
In Between	10 BOUNEB Ismail	14
Out to In	18 BOUCHENNA Mohamed-Amine	2
In to Out	18 BOUCHENNA Mohamed-Amine	1
In Behind	17 DIALLO Tidiane	18

Movement Types Pitch Third

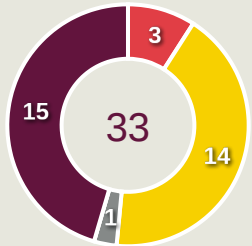




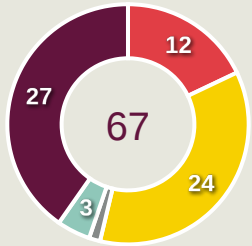
Movement to Receive

Movement Types by Phase

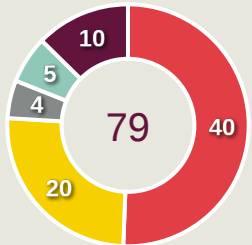
Final Third Phase



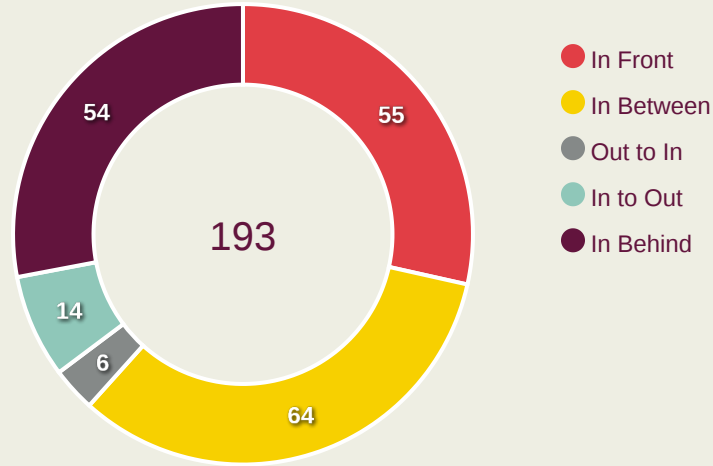
Progression Phase



Build Up Phase



All Movement Types

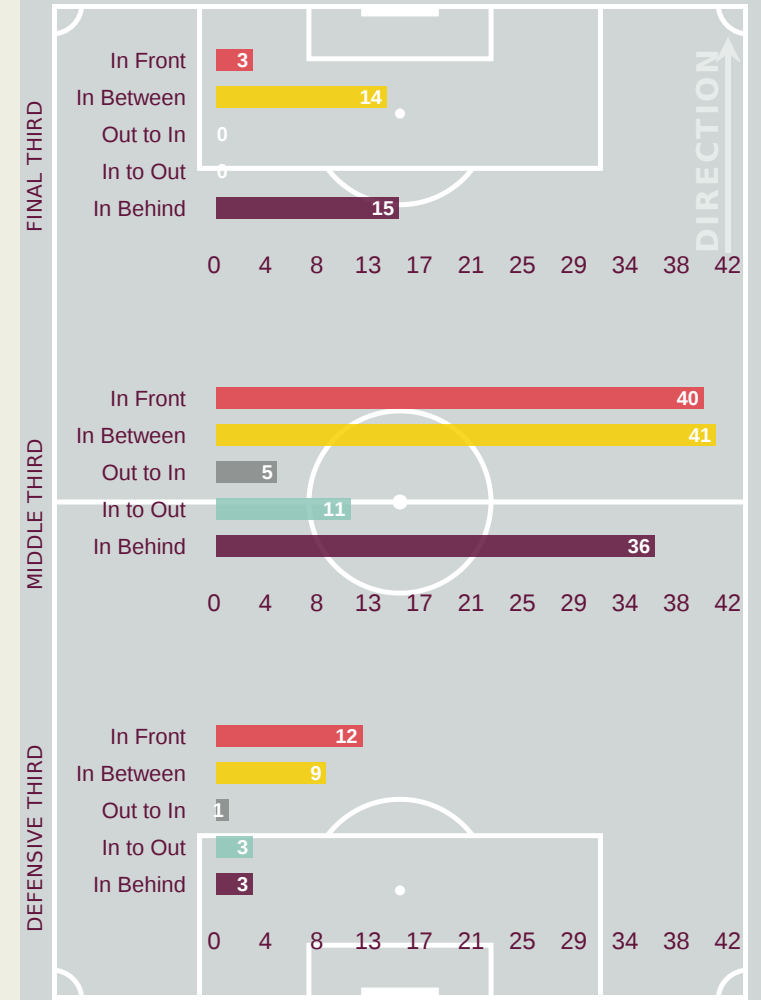


- In Front
- In Between
- Out to In
- In to Out
- In Behind

Top Ranked Players

Type	Player	Movements
In Front	16 REIMOV Mukhammedali	15
In Between	7 MIRZAEV Lazizbek	25
Out to In	5 TULKUNBEKOV Azizbek	2
In to Out	7 MIRZAEV Lazizbek	7
In Behind	9 SAIDOV Amirbek	19

Movement Types Pitch Third



OUT OF POSSESSION



U-17 WORLD CUP
INDONESIA 2023

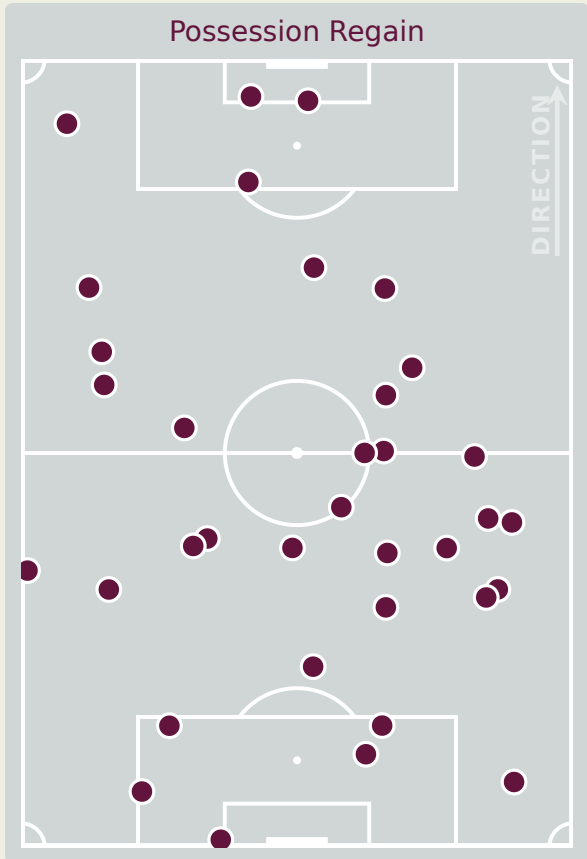
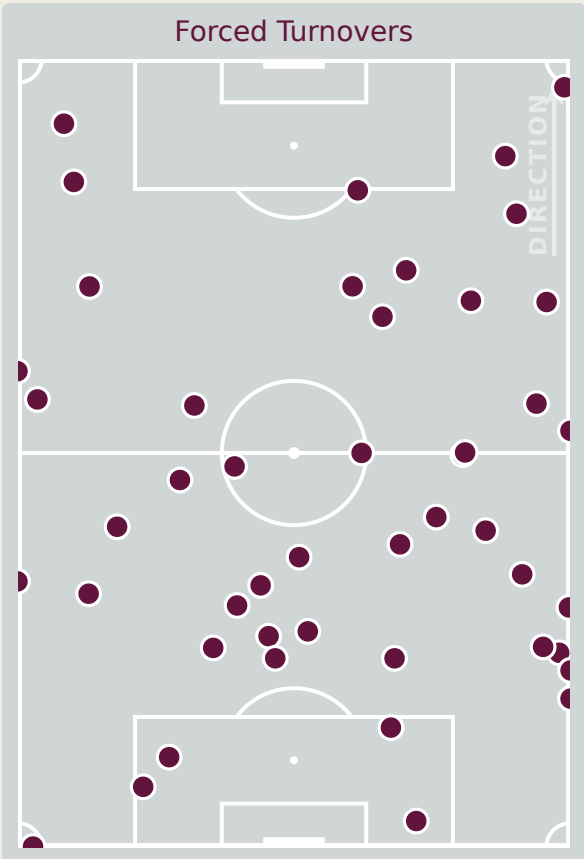


France v Uzbekistan

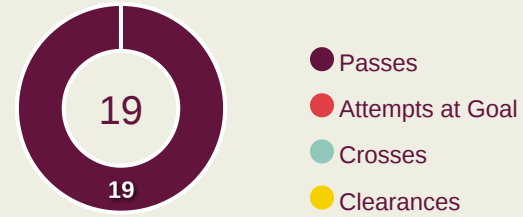




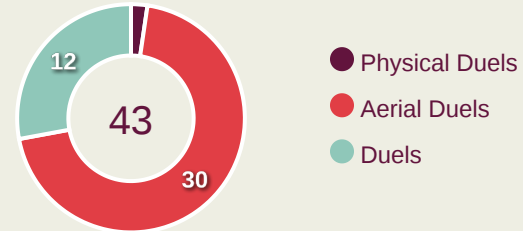
Defensive Actions



Blocks



Possession Contests



Most Possession Regains



#	Player	Total Possession Regains
1	ARGNEY Paul	2
3	SANGUI Nhoa	2
4	MEUPIYOU Bastien	6
5	KAYI SANDA Joachim	3
6	FERRO Nolan	5
8	BOUABRE Saimon	3
10	BOUNEB Ismail	2
12	ZAGUE Yoram	5
17	DIALLO Tidiane	3
18	BOUCHENNA Mohamed-Amine	3
19	TINCRES Joan	0
2	TITI Yvann	0
9	LAMBOURDE Mathis	3
11	GOMIS Tidiam	1
14	SYLLA Fode	0
20	AMOUGOU Mathis	0

Uzbekistan



#	Player	Total Possession Regains
21	SOBIROV Muhammadyusuf	6
3	URINBOEV Yakhyo	3
5	TULKUNBEKOV Azizbek	3
7	MIRZAEV Lazizbek	1
8	SHUKURULLAEV Bekhruz	2
9	SAIDOV Amirbek	2
13	DJUMATOV Bekhruz	7
16	REIMOV Mukhammedali	5
17	KARIMOV Ollabergan	3
19	ABDULBORIEV Sherzodbek	4
20	ABDULLAEV Dilshod	7
4	KARIMOV Behruzjon	1
6	UKTAMOV Ozodbek	2
11	ABRAEV Kuvonchbek	0
14	SHODIBOEV Shodiyor	0

Defensive Actions

45

Forced Turnovers

46

Possession Regained

4

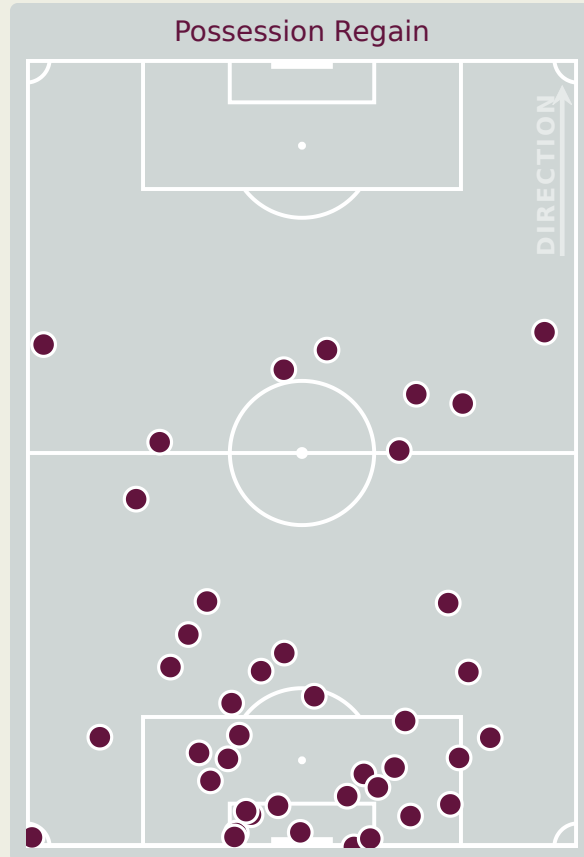
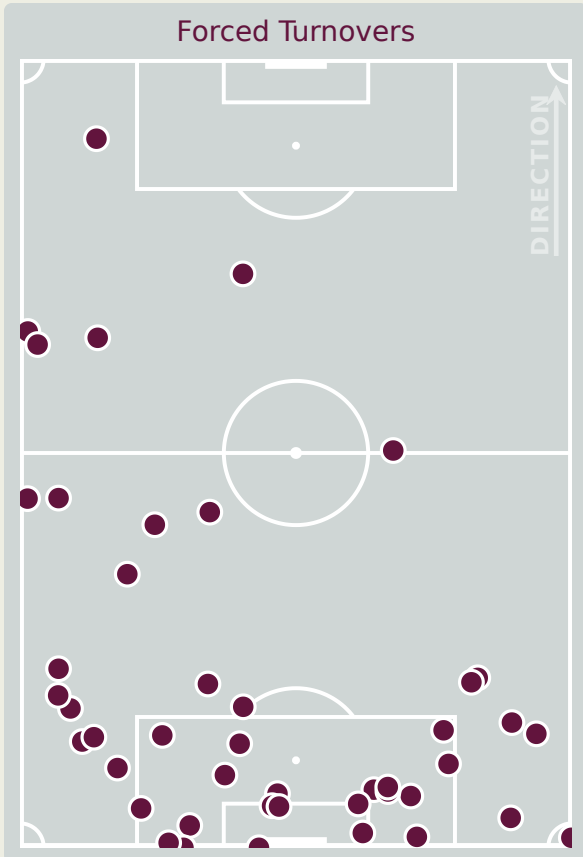
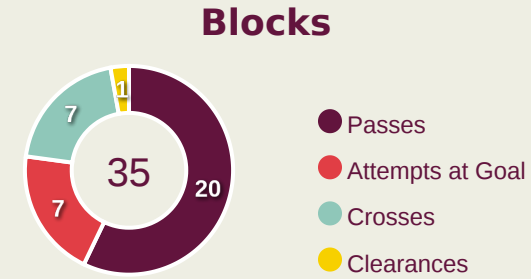
Interceptions

31

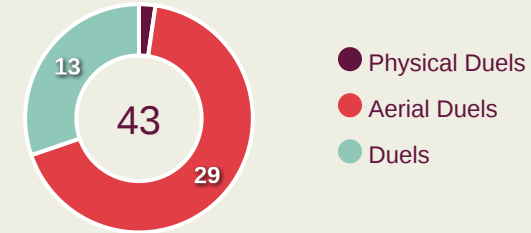
Tackles

2.64

Possession Actions / Defensive Action



Possession Contests

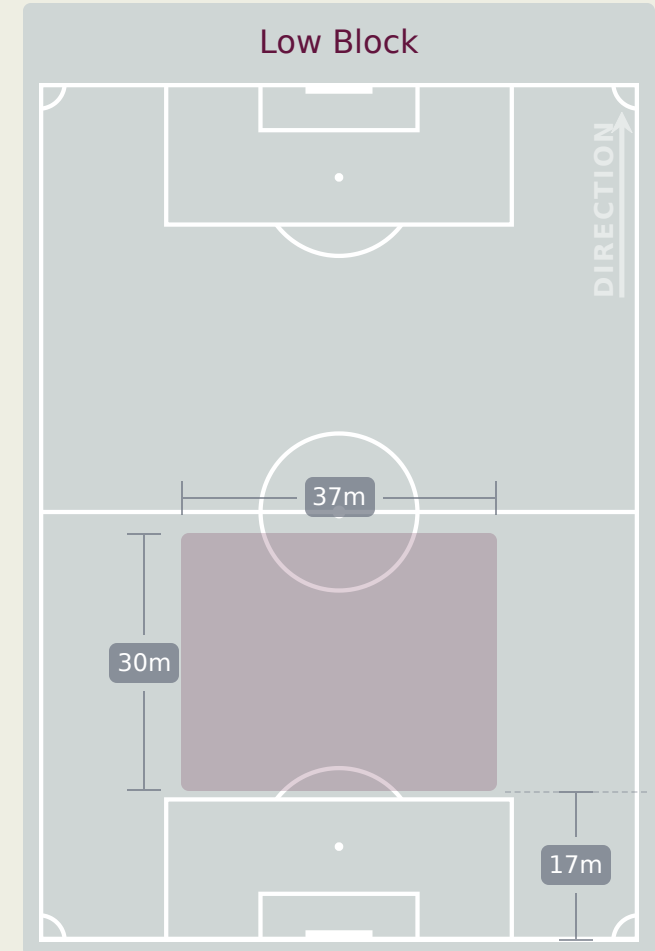
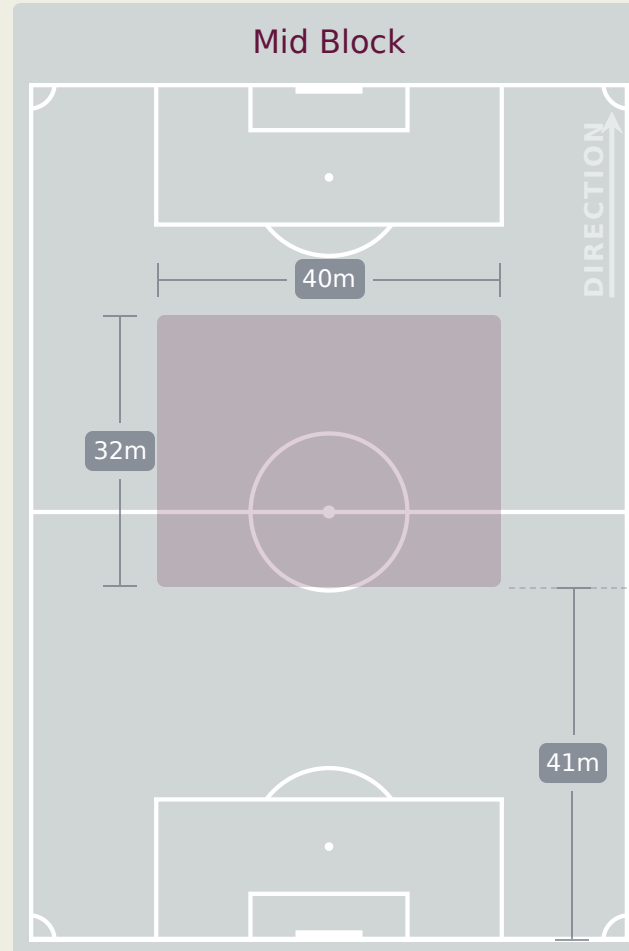
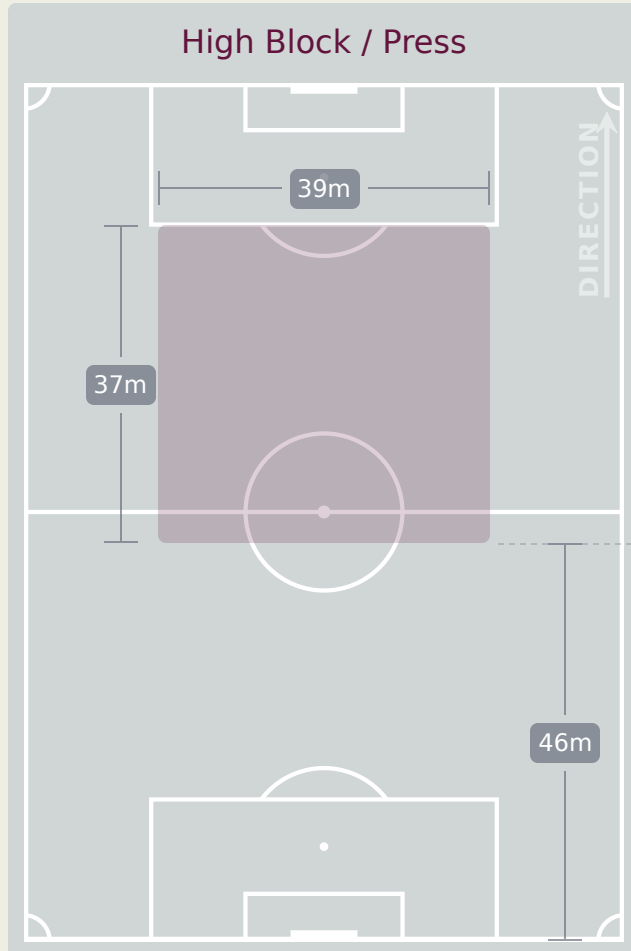


Most Possession Regains

7

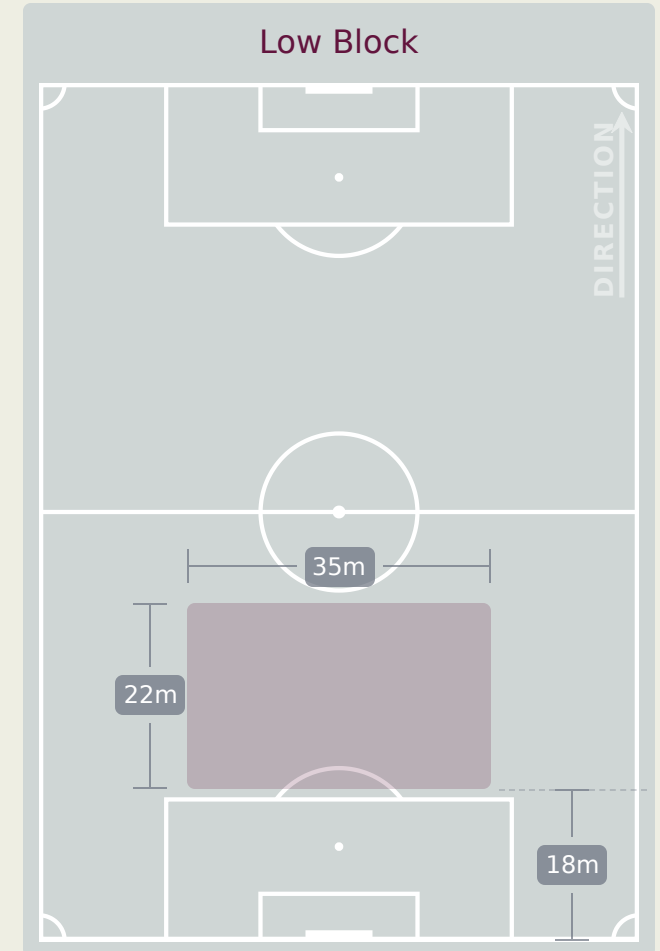
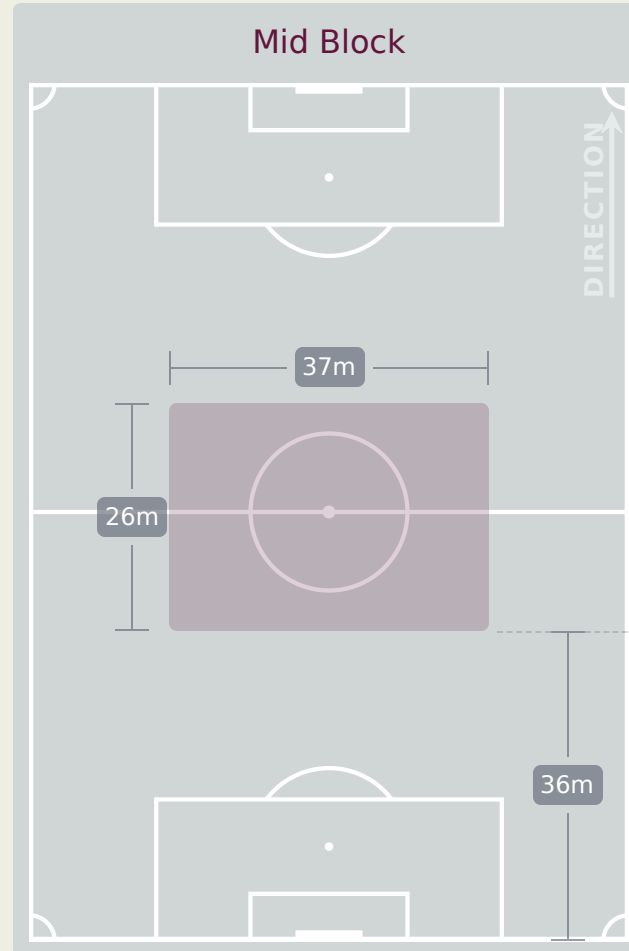
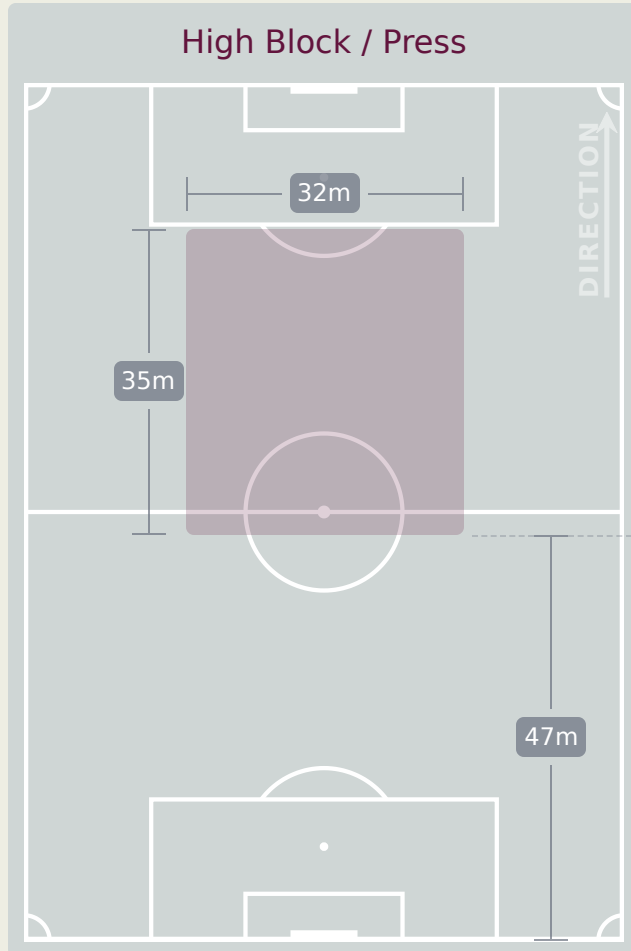
DJUMATOV Bekhruz
LEFT CENTRE BACK

Defensive Line Height & Team Length




Defensive Line Height & Team Length

Uzbekistan



Defensive Pressure



149	Total Pressures	243
40	Direct Pressures	49
1.24s	Avg Pressure Duration	1.83s
47	Forced Turnovers	45
8.3s	Ball Recovery Time	16.75s
54	Pushing on into Pressing	84
131	Pushing on	163
27	Pressing Direction Inside	33
84	Pressing Direction Outside	157

Most Direct Pressures

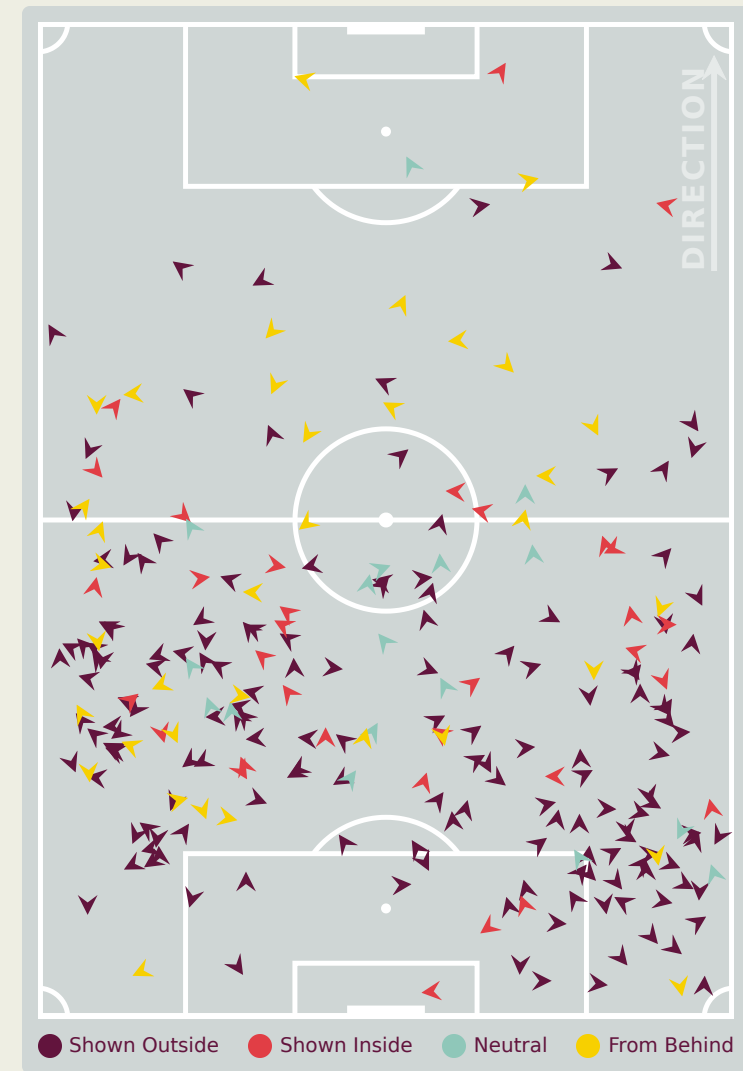
7

ZAGUE Yoram
RIGHT BACK

Most Direct Pressures

11

URINBOEV Yakhyo
RIGHT WINGER



GOALKEEPING



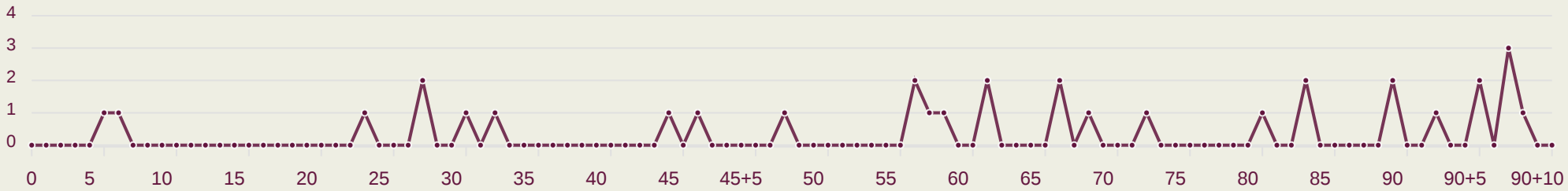
France v Uzbekistan



Goalkeeping Involvement



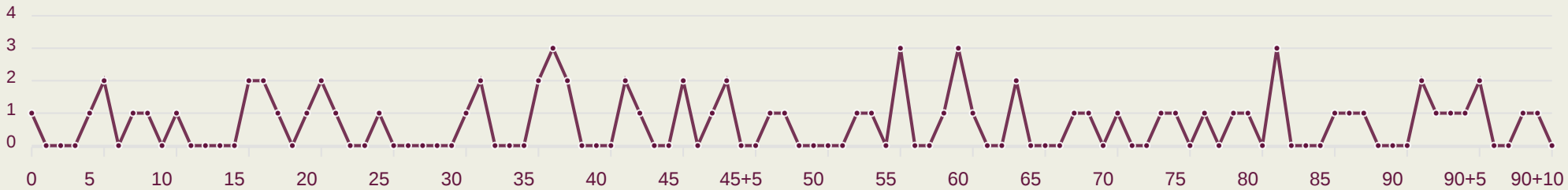
France GK Involvement Timeline



36
Total Involvements

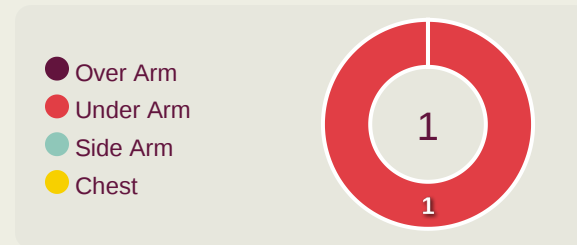
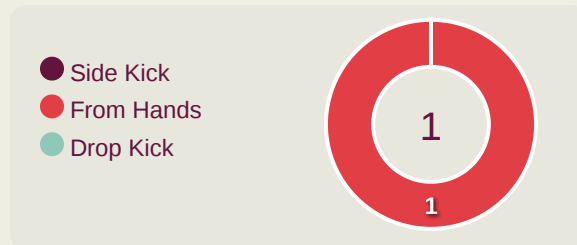
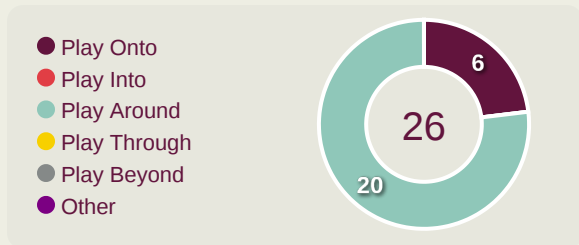
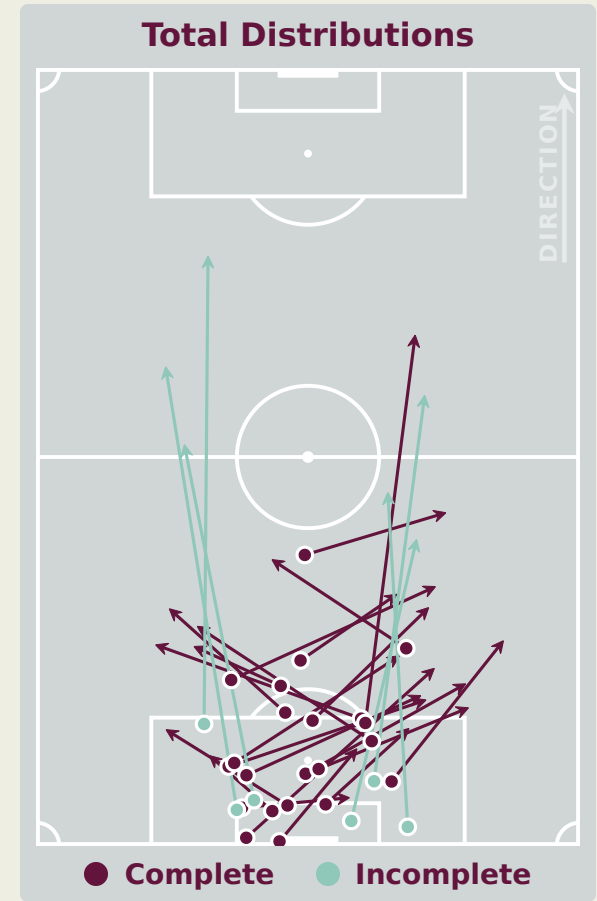
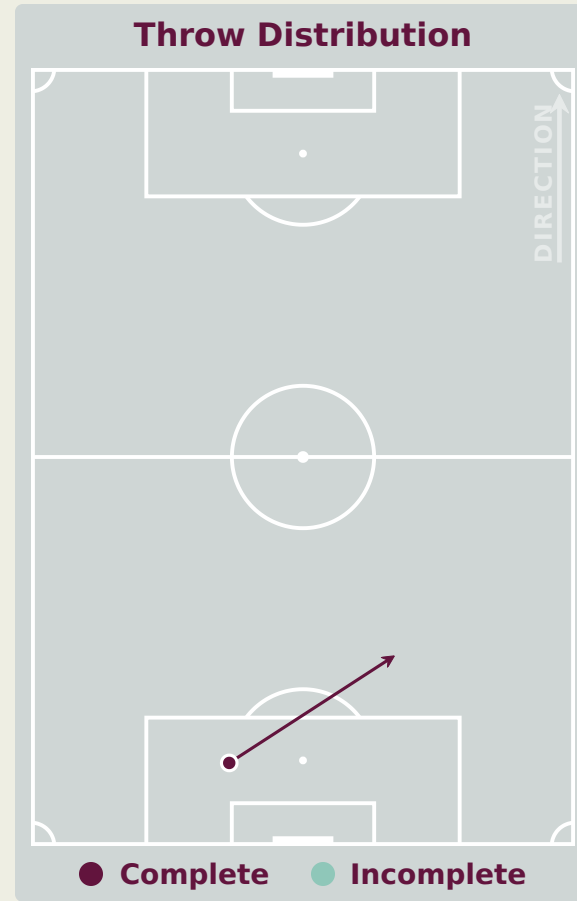
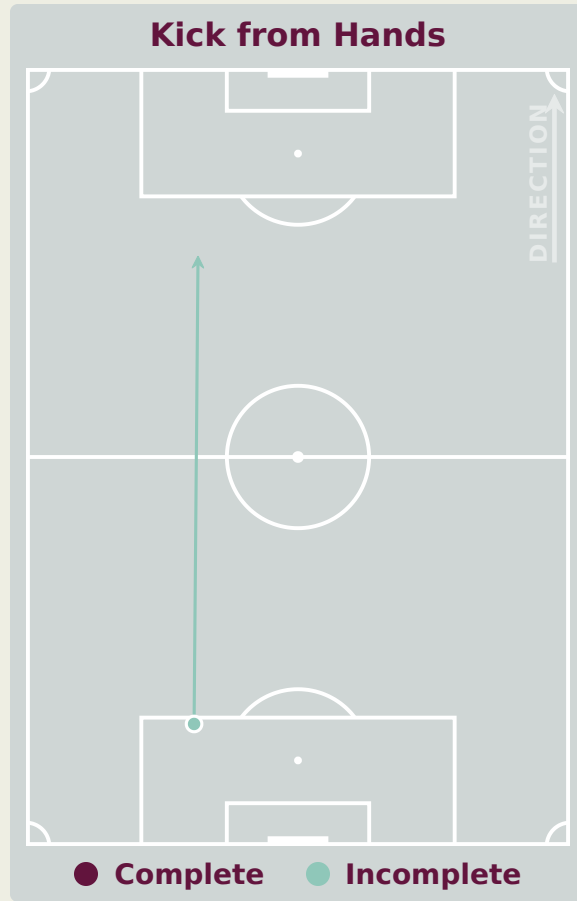
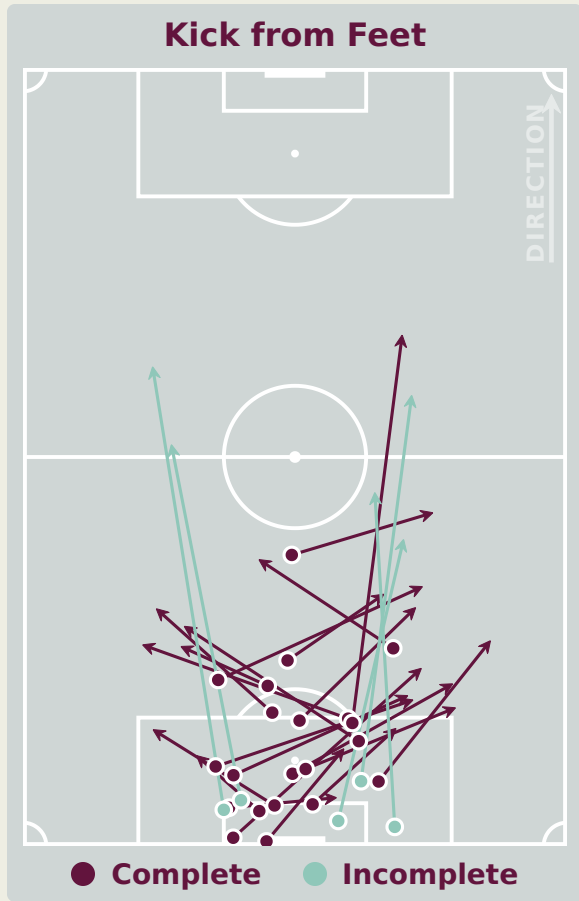


Uzbekistan GK Involvement Timeline



73
Total Involvements

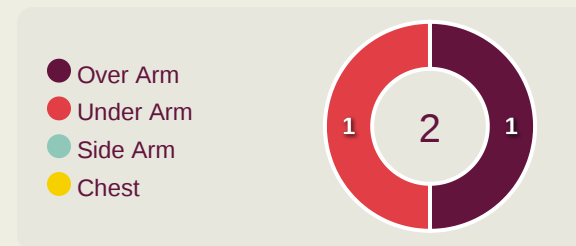
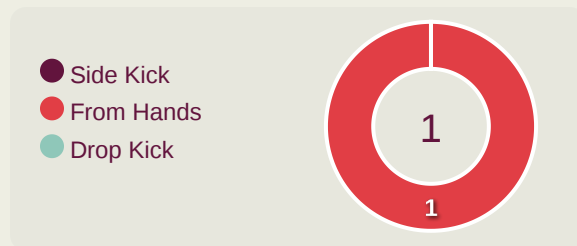
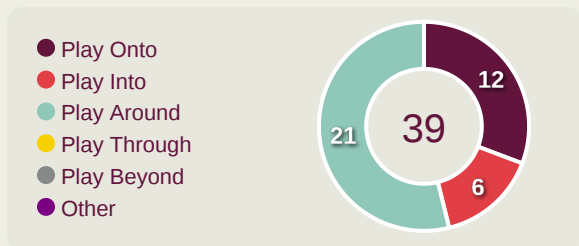
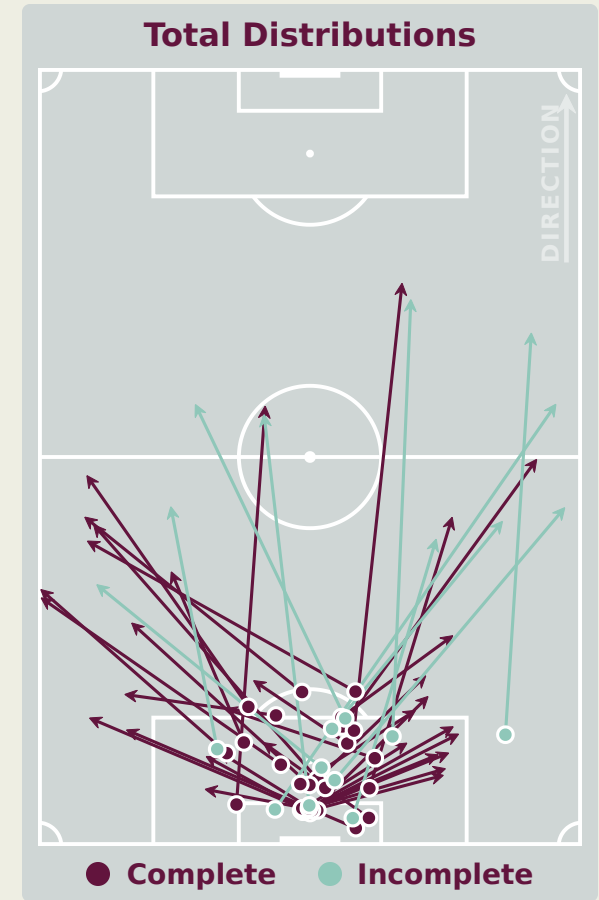
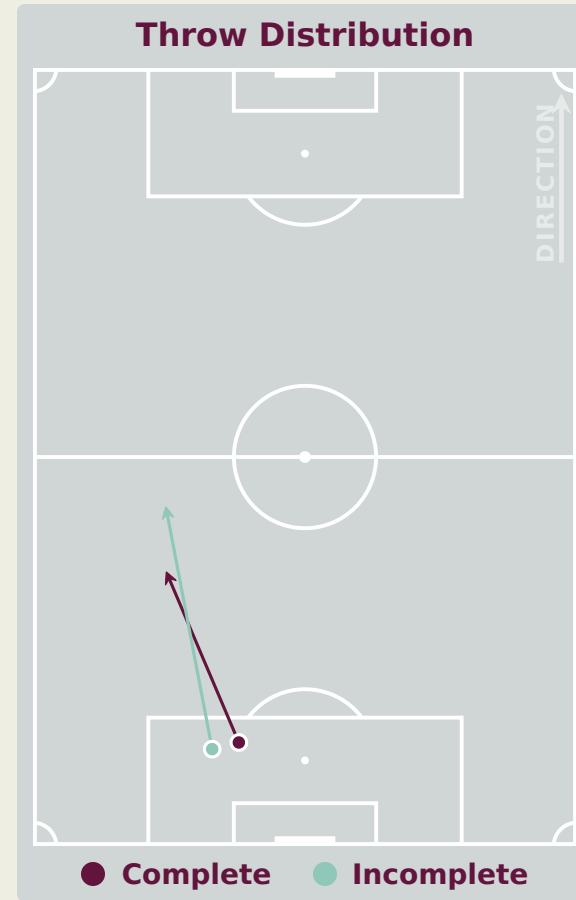
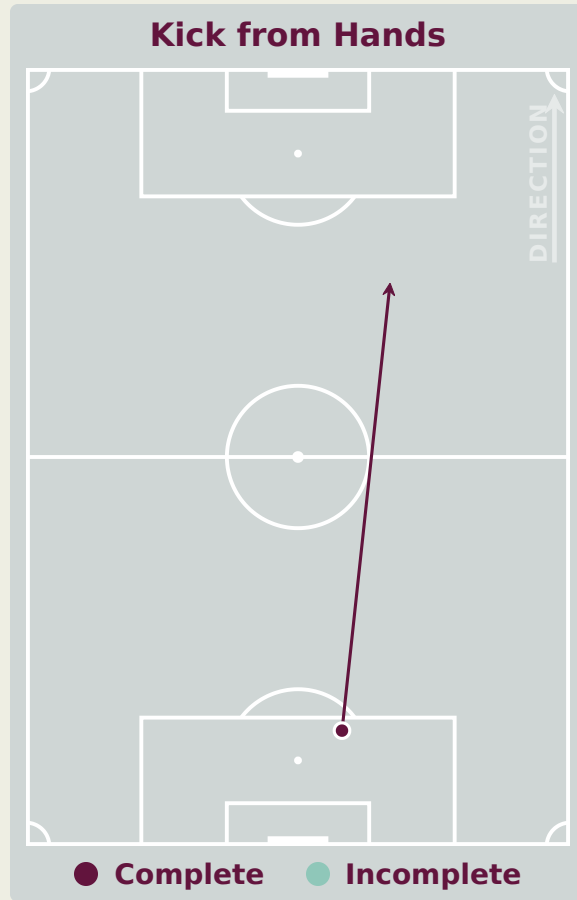
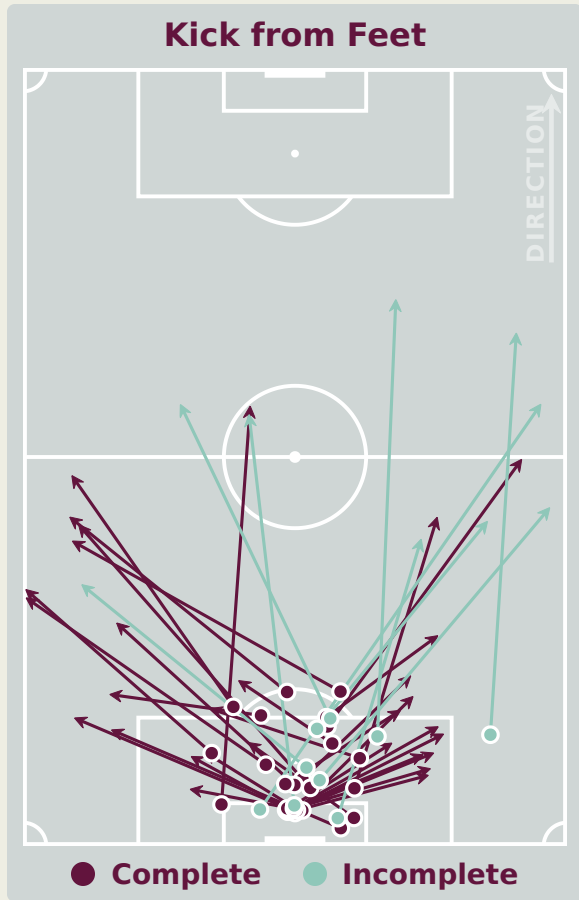
Goalkeeping Distribution



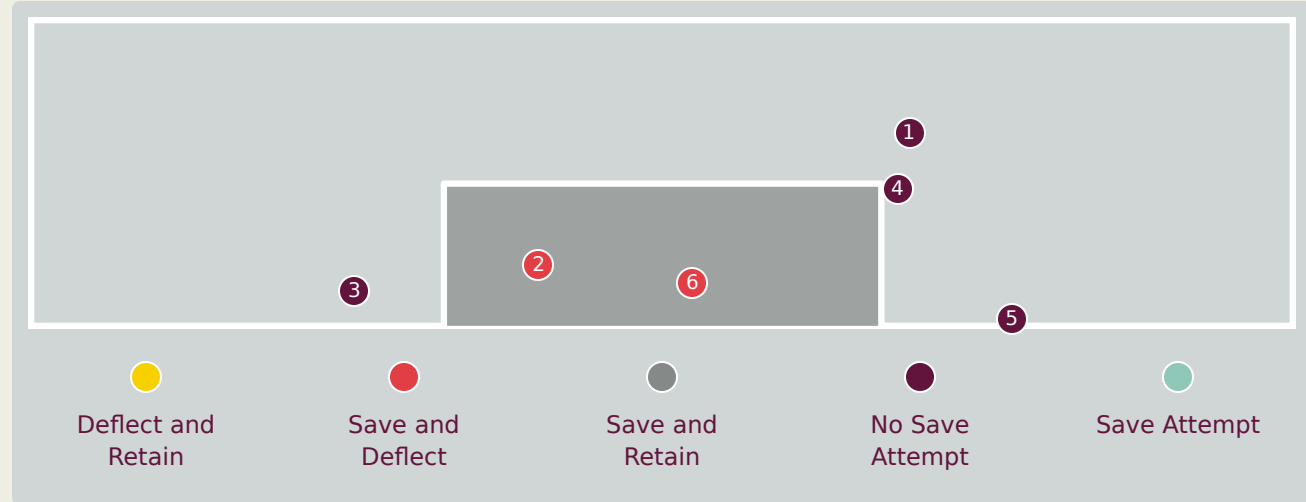
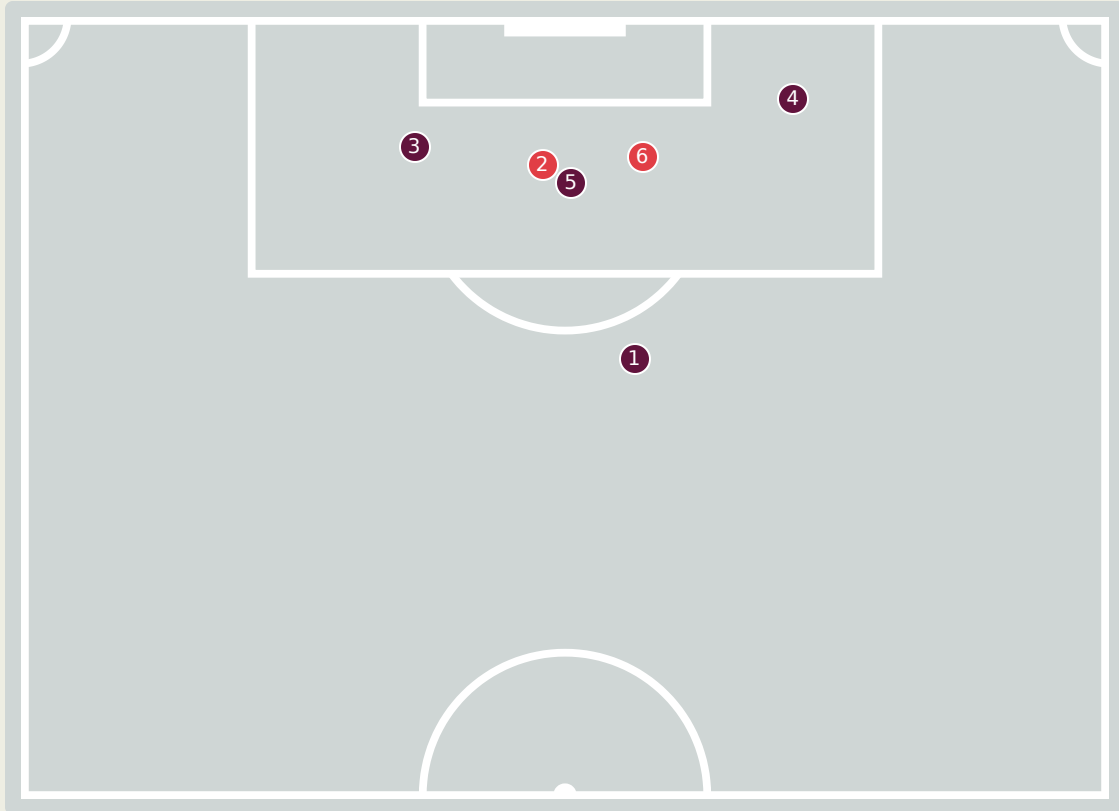
Uzbekistan



Goalkeeping Distribution

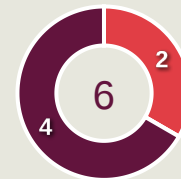


Goal Prevention



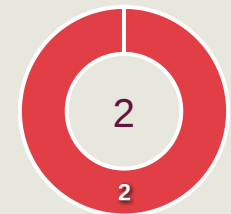
- Deflect and Retain
- Save and Deflect
- Save and Retain
- No Save Attempt
- Save Attempt

Intervention Type



- Deflect & Retain
- Save & Deflect
- Save & Retain
- No Save Attempt
- Save Attempt

Intervention Body Type



- Head
- Hands
- Upper Body
- Lower Body
- Feet

6

Total Attempts on Goal Faced

100

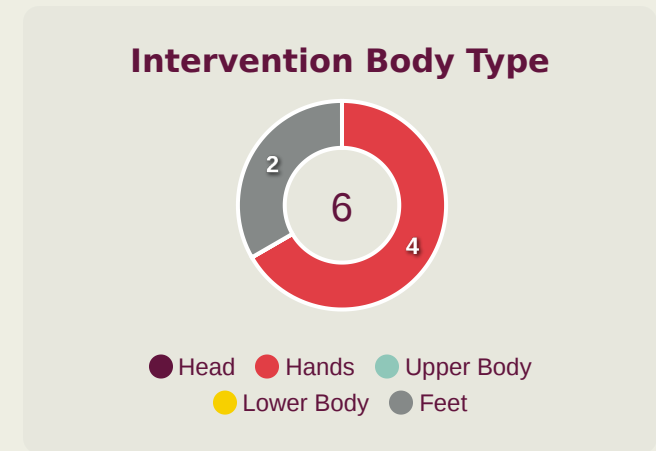
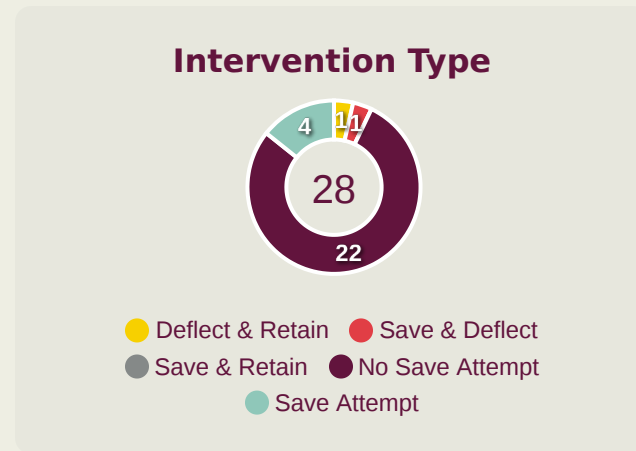
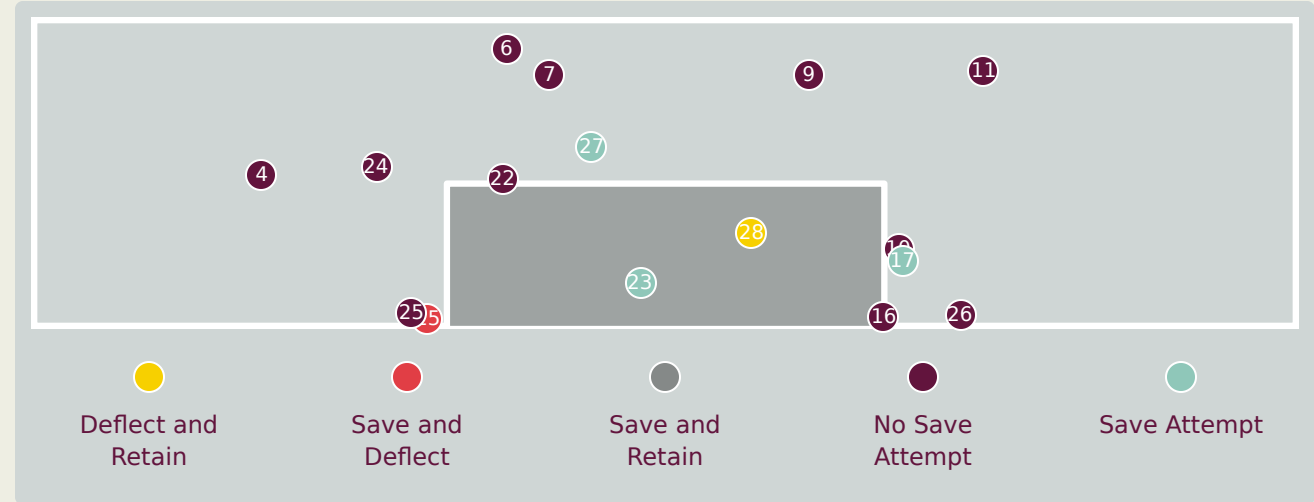
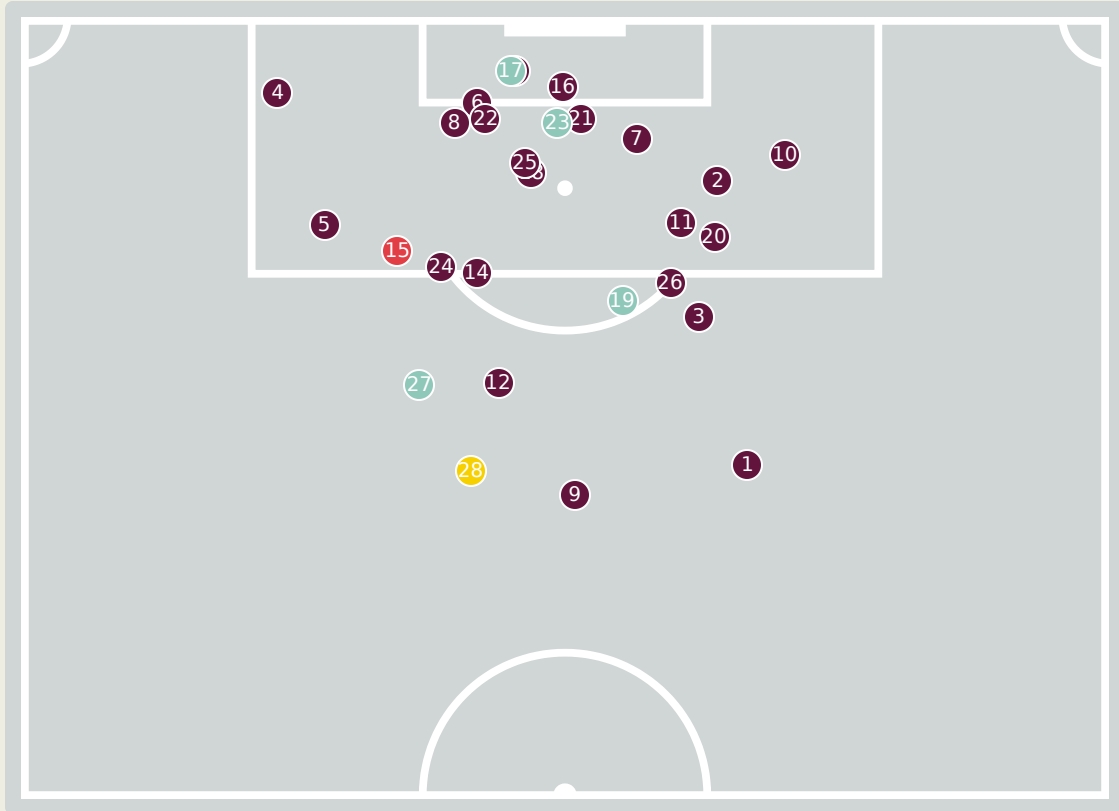
Save %

Total Attempts on Goal Faced	Total Goal Interventions	Save & Retain	Deflect & Retain	Save & Deflect	Save Attempt	No Save Attempt
6	2	0	0	2	0	4

Uzbekistan



Goal Prevention

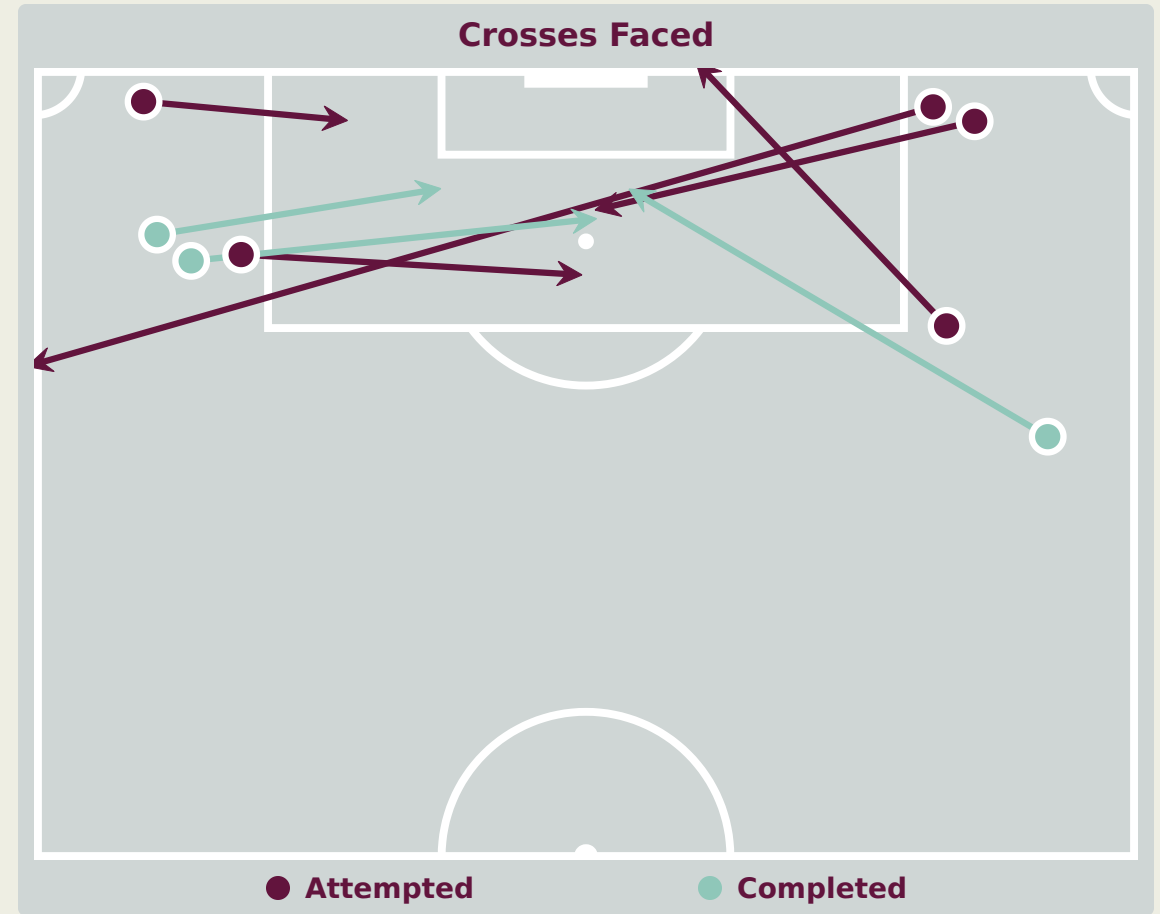
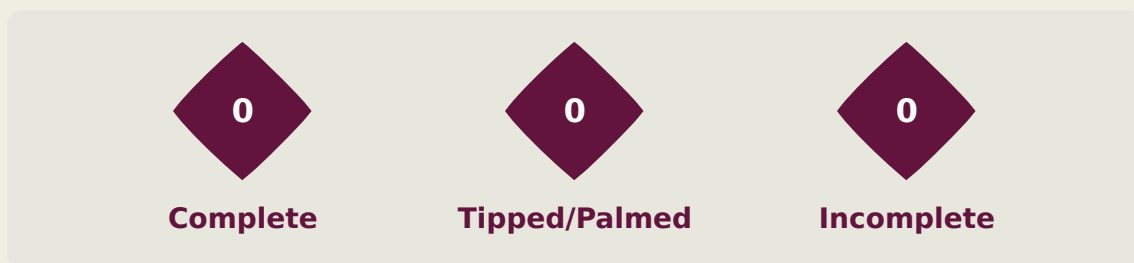
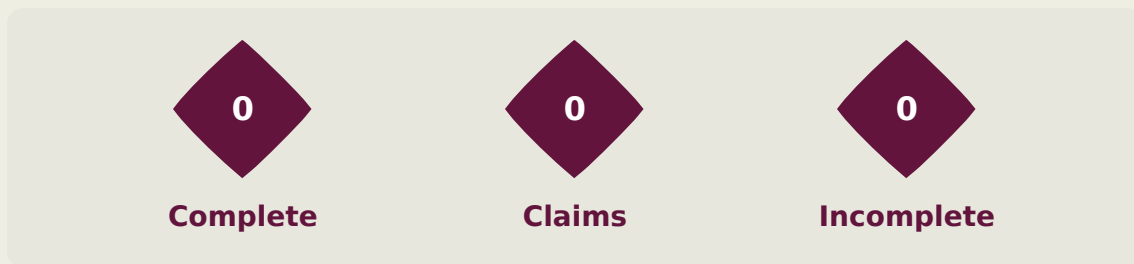


28
Total Attempts on Goal Faced

50
Save %

Total Attempts on Goal Faced	Total Goal Interventions	Save & Retain	Deflect & Retain	Save & Deflect	Save Attempt	No Save Attempt
28	1	0	0	1	4	22

Aerial Control



Delivery Types Faced

Total	In Swing	Out Swing	Driven	Lofted	Cutback	Push
10	2	1	0	6	0	1

Uzbekistan



Aerial Control

1

Total Interventions

1

Complete

1

Punches

0

Incomplete

0

Complete

0

Claims

0

Incomplete

0

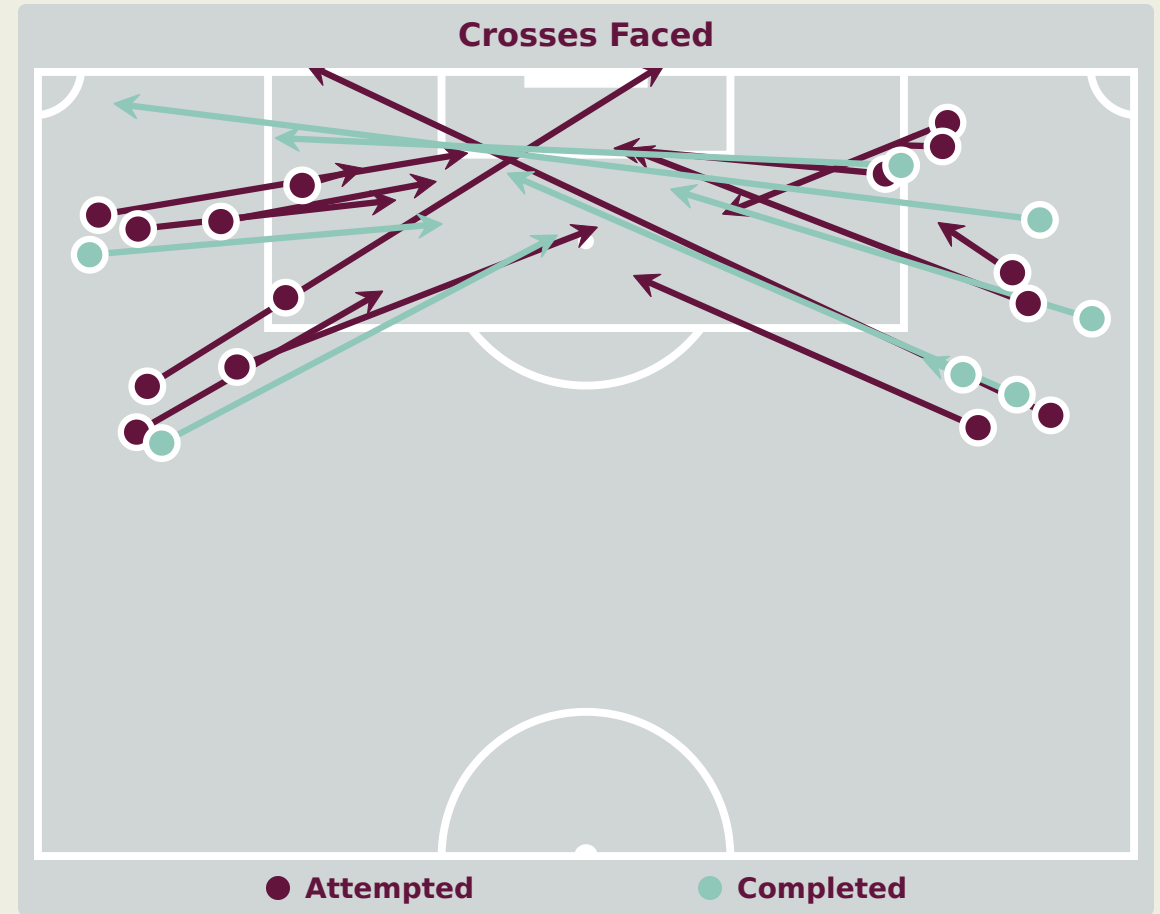
Complete

0

Tipped/Palmed

0

Incomplete



Delivery Types Faced

Total	In Swing	Out Swing	Driven	Lofted	Cutback	Push
27	6	7	0	9	1	4

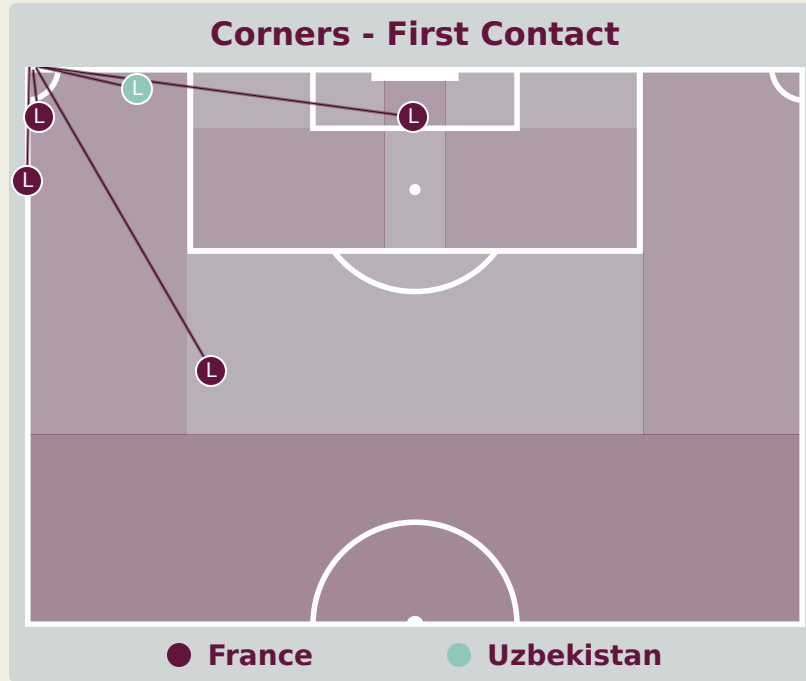
SET PLAYS



France v Uzbekistan



Set Plays - Corners



Delivery Type	From Left Side	From Right Side	Total
Direct to Area	2	0	2
Short	3	0	3
Edge of Penalty Area	0	0	0

Delivery Style	Total
Inswing	2
Outswing	0
Driven	0

Free Kicks	
Type	Total
Direct	14
Direct (on target)	0
Direct (off target)	0
Indirect	3



Top 5 Player First Contacts		
Player	Team	Total
SANGUI Nhoa	France	1
BOUABRE Saimon	France	1
TINCRES Joan	France	1
GOMIS Tidiam	France	1
URINBOEV Yakhyo	Uzbekistan	1

Set Plays - Corners

Uzbekistan



29

Total Set Plays

13

Total Free Kicks

0

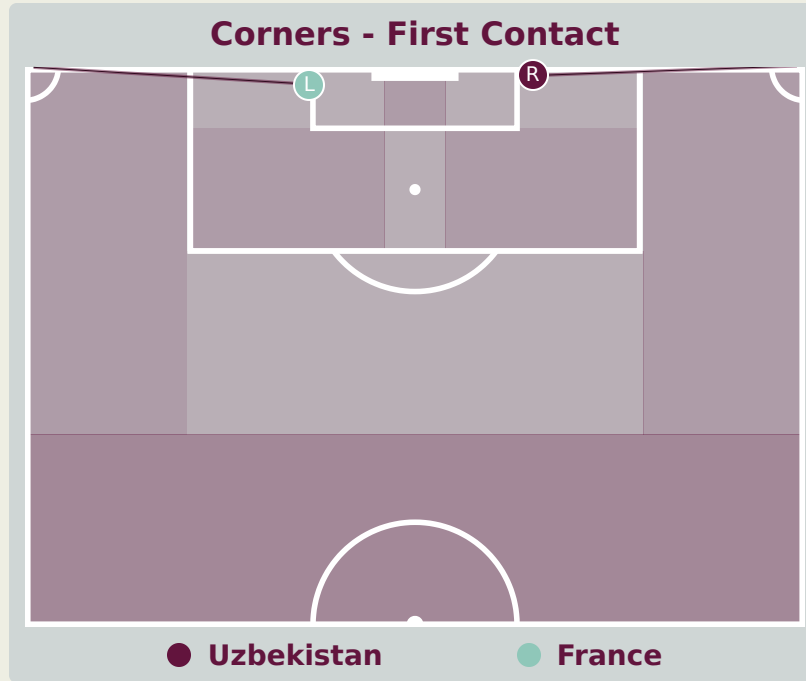
Total Penalties

2

Total Corners

14

Total Throw Ins



Delivery Type	From Left Side	From Right Side	Total
Direct to Area	1	1	2
Short	0	0	0
Edge of Penalty Area	0	0	0

Delivery Style	Total
Inswing	1
Outswing	0
Driven	0

Free Kicks	
Type	Total
Direct	10
Direct (on target)	0
Direct (off target)	1
Indirect	3

First Contacts on Uzbekistan Crosses

1

By Uzbekistan

1

By France

Top 5 Player First Contacts		
Player	Team	Total
URINBOEV Yakhyo	Uzbekistan	1
FERRO Nolan	France	1

INDIVIDUAL DATA IN POSSESSION



France v Uzbekistan



In Possession - Distributions



#	Player	Passes Attempted	Passes Completed	Pass Completion %	Switches of Play	Crosses Attempted	Crosses Completed	Line Breaks Attempted	Line Breaks Completed	Line Break Completion %	Ball Progressions	Take Ons	Step Ins	Attempts at Goal	Goals
1	ARGNEY Paul	28	22	79%	0	0	0	6	1	16%	0	0	0	0	0
3	SANGUI Nhoa	67	64	96%	0	2	1	16	13	81%	1	0	1	1	0
4	MEUPIYOU Bastien	107	98	92%	0	0	0	20	13	65%	2	0	2	0	0
5	KAYI SANDA Joachim	107	98	92%	0	0	0	24	18	75%	3	0	3	2	0
6	FERRO Nolan	33	32	97%	0	0	0	7	7	100%	0	0	0	2	0
8	BOUABRE Saimon	26	22	85%	0	1	1	5	3	60%	1	1	0	3	0
10	BOUNEB Ismail	27	24	89%	0	5	2	8	7	87%	1	0	1	3	1
12	ZAGUE Yoram	51	47	92%	0	4	1	14	12	85%	3	2	1	1	0
17	DIALLO Tidiane	34	28	82%	0	7	1	7	5	71%	1	0	1	0	0
18	BOUCHENNA Mohamed-Amine	19	14	74%	0	3	2	5	4	80%	0	0	0	1	0
19	TINCRES Joan	6	6	100%	0	0	0	1	1	100%	1	0	1	6	0
2	TITI Yvann	11	9	82%	0	2	1	2	1	50%	0	0	0	0	0
9	LAMBOURDE Mathis	3	2	67%	0	0	0	1	0	0%	1	1	0	5	0
11	GOMIS Tidiam	23	19	83%	0	3	1	9	5	55%	3	2	1	3	0
14	SYLLA Fode	2	2	100%	0	0	0	0	0	0%	0	0	0	0	0
20	AMOUGOU Mathis	17	16	94%	0	0	0	4	3	75%	1	0	1	1	0

In Possession - Offers & Receptions



In Possession			Offer movement types					Offers Received	
#	Player	Total Offers	In Front	In Between	Out to In	In to Out	In Behind	No Movement	Offers Received
1	ARGNEY Paul	2	0	0	0	0	0	2	2
3	SANGUI Nhoa	26	7	1	0	0	14	4	4
4	MEUPIYOU Bastien	8	1	0	0	0	2	5	3
5	KAYI SANDA Joachim	9	0	0	0	0	0	9	7
6	FERRO Nolan	9	6	0	0	0	1	2	4
8	BOUABRE Saimon	12	5	2	0	0	4	1	3
10	BOUNEB Ismail	31	7	14	0	0	9	1	10
12	ZAGUE Yoram	22	5	0	1	0	12	4	6
17	DIALLO Tidiane	32	5	1	1	0	18	7	10
18	BOUCHENNA Mohamed-Amine	30	9	7	2	1	6	5	9
19	TINCRES Joan	13	0	3	0	0	10	0	2
2	TITI Yvann	2	0	0	0	0	2	0	1
9	LAMBOURDE Mathis	3	0	1	0	0	1	1	1
11	GOMIS Tidiam	34	5	4	2	1	11	11	11
14	SYLLA Fode	2	1	1	0	0	0	0	0
20	AMOUGOU Mathis	8	5	2	0	0	1	0	2



In Possession - Distributions

#	Player	Passes Attempted	Passes Completed	Pass Completion %	Switches of Play	Crosses Attempted	Crosses Completed	Line Breaks Attempted	Line Breaks Completed	Line Break Completion %	Ball Progressions	Take Ons	Step Ins	Attempts at Goal	Goals
21	SOBIROV Muhammadyusuf	42	32	76%	0	0	0	18	10	55%	0	0	0	0	0
3	URINBOEV Yakhyo	11	7	64%	0	0	0	1	0	0%	0	0	0	1	0
5	TULKUNBEKOV Azizbek	35	29	83%	0	0	0	17	11	64%	5	0	5	0	0
7	MIRZAEV Lazizbek	30	24	80%	0	3	0	6	4	66%	2	2	0	0	0
8	SHUKURULLAEV Bekhruz	11	6	55%	0	0	0	3	2	66%	1	1	0	0	0
9	SAIDOV Amirbek	9	6	67%	0	0	0	2	1	50%	0	0	0	3	0
13	DJUMATOV Bekhruz	45	38	84%	0	1	1	8	6	75%	3	0	3	0	0
16	REIMOV Mukhammedali	23	18	78%	0	0	0	7	4	57%	2	1	1	0	0
17	KARIMOV Ollabergan	32	25	78%	0	3	2	11	7	63%	0	0	0	0	0
19	ABDULBORIEV Sherzodbek	38	27	71%	0	0	0	14	9	64%	0	0	0	1	0
20	ABDULLAEV Dilshod	24	23	96%	0	1	0	4	3	75%	2	0	2	0	0
4	KARIMOV Behruzjon	9	7	78%	0	0	0	1	0	0%	0	0	0	0	0
6	UKTAMOV Ozodbek	20	19	95%	0	0	0	4	3	75%	2	0	2	0	0
11	ABRAEV Kuvonchbek	2	2	100%	0	1	1	0	0	0%	0	0	0	0	0
14	SHODIBOEV Shodiyor	1	1	100%	0	1	0	0	0	0%	0	0	0	1	0

Uzbekistan



In Possession - Offers & Receptions

			Offer movement types						
#	Player	Total Offers	In Front	In Between	Out to In	In to Out	In Behind	No Movement	Offers Received
21	SOBIROV Muhammadyusuf	6	0	0	0	0	0	6	3
3	URINBOEV Yakhyo	14	0	4	1	2	6	1	3
5	TULKUNBEKOV Azizbek	22	5	1	2	0	3	11	6
7	MIRZAEV Lazizbek	60	12	25	1	7	11	4	15
8	SHUKURULLAEV Bekhruz	17	1	0	1	2	3	10	6
9	SAIDOV Amirbek	27	0	8	0	0	19	0	3
13	DJUMATOV Bekhruz	13	1	1	0	0	1	10	4
16	REIMOV Mukhammedali	25	15	10	0	0	0	0	8
17	KARIMOV Ollabergan	32	14	10	0	3	1	4	14
19	ABDULBORIEV Sherzodbek	5	2	1	0	0	0	2	1
20	ABDULLAEV Dilshod	8	2	0	0	0	1	5	4
4	KARIMOV Behruzjon	8	1	0	0	0	3	4	4
6	UKTAMOV Ozodbek	4	0	3	0	0	1	0	0
11	ABRAEV Kuvonchbek	5	1	1	0	0	1	2	0
14	SHODIBOEV Shodiyor	6	1	0	1	0	4	0	2

INDIVIDUAL DATA OUT OF POSSESSION



France v Uzbekistan



Out of Possession

France



#	Player	Tackles Made / Won	Blocks	Interceptions	Pressing Direct	Pressing Indirect	Duels Won - Aerial	Duels Won - Physical	Possession Contests won	Clearances	Loose Ball Receptions	Pushing On	Pushing On into Pressing	Possession Regains	Possession Interrupted
1	ARGNEY Paul	0 / 0	0	0	0	0	0	0	0	1	2	0	0	2	1
3	SANGUI Nhoa	1 / 0	1	0	3	3	1	0	2	5	5	14	5	2	5
4	MEUPIYOU Bastien	0 / 0	2	2	0	2	3	0	4	2	6	1	0	6	2
5	KAYI SANDA Joachim	5 / 0	0	1	4	0	1	0	2	4	8	13	1	3	3
6	FERRO Nolan	7 / 0	7	0	4	9	3	0	4	1	7	16	5	5	7
8	BOUABRE Saimon	1 / 0	0	1	1	5	0	0	0	0	1	9	3	3	0
10	BOUNEB Ismail	0 / 0	4	0	5	8	1	0	2	0	6	11	2	2	1
12	ZAGUE Yoram	5 / 0	2	0	7	2	2	0	2	2	6	6	2	5	2
17	DIALLO Tidiane	3 / 0	1	1	4	8	0	0	0	0	4	8	5	3	0
18	BOUCHENNA Mohamed-Amine	1 / 1	1	0	2	15	0	0	0	1	6	9	6	3	0
19	TINCRES Joan	0 / 0	0	0	2	21	1	0	1	0	2	14	7	0	0
2	TITI Yvann	0 / 0	0	0	0	0	1	0	1	2	2	1	0	0	2
9	LAMBOURDE Mathis	2 / 1	0	0	3	12	2	0	2	0	0	10	4	3	0
11	GOMIS Tidiam	2 / 0	1	0	1	16	0	0	0	0	3	14	12	1	2
14	SYLLA Fode	0 / 0	0	0	1	3	2	0	2	0	0	2	0	0	0
20	AMOUGOU Mathis	1 / 0	0	0	3	5	1	0	1	1	5	3	2	0	1

Out of Possession

Uzbekistan




#	Player	Tackles Made / Won	Blocks	Interceptions	Pressing Direct	Pressing Indirect	Duels Won - Aerial	Duels Won - Physical	Possession Contests won	Clearances	Loose Ball Receptions	Pushing On	Pushing On into Pressing	Possession Regains	Possession Interrupted
21	SOBIROV Muhammadyusuf	2 / 0	0	0	0	0	0	0	0	0	4	0	0	6	1
3	URINBOEV Yakhyo	7 / 0	3	0	11	25	0	0	0	0	3	10	5	3	4
5	TULKUNBEKOV Azizbek	1 / 0	4	1	3	7	0	0	0	1	7	20	4	3	4
7	MIRZAEV Lazizbek	1 / 0	2	0	2	34	2	0	4	0	4	15	10	1	1
8	SHUKURULLAEV Bekhruz	6 / 0	2	1	7	41	0	0	1	2	4	38	27	2	6
9	SAIDOV Amirbek	2 / 1	2	0	5	26	0	0	1	1	1	20	9	2	1
13	DJUMATOV Bekhruz	1 / 0	5	0	3	1	3	0	6	5	3	8	4	7	4
16	REIMOV Mukhammedali	1 / 0	5	1	5	15	0	1	1	1	6	13	3	5	3
17	KARIMOV Ollabergan	0 / 0	1	1	1	18	0	0	0	1	6	11	8	3	0
19	ABDULBORIEV Sherzodbek	2 / 0	8	0	1	8	1	0	2	3	5	14	7	4	6
20	ABDULLAEV Dilshod	3 / 0	6	0	2	3	2	0	2	9	2	5	0	7	7
4	KARIMOV Behruzjon	4 / 0	0	0	5	10	0	0	1	0	1	4	3	1	1
6	UKTAMOV Ozodbek	1 / 0	0	0	3	0	1	0	1	4	2	1	1	2	3
11	ABRAEV Kuvonchbek	0 / 0	1	0	0	1	0	0	0	0	3	2	1	0	0
14	SHODIBOEV Shodiyor	0 / 0	0	0	1	5	2	0	2	0	0	2	2	0	0

INDIVIDUAL DATA PHYSICAL



France v Uzbekistan



25 November 2023 - Manahan Stadium - 15:30										
Physical Data										
France 										
#	Player	Total Distance (m)	Zone 1: 0-7 km/h (m)	Zone 2: 7-15 km/h (m)	Zone 3: 15-20 km/h (m)	Zone 4: 20-25 km/h (m)	Zone 5: 25+ km/h (m)	High Speed Runs (Zone 4)	Sprints (Zone 5)	Top Speed (km/h)
1	ARGNEY Paul	4602.8	3455.7	1014.0	109.5	23.0	0	14.0	2.0	25.3
3	SANGUI Nhoa	9642.0	4212.6	3639.9	1002.8	637.3	149.5	99.0	45.0	29.3
4	MEUPIYOU Bastien	8949.2	4542.6	3185.0	897.6	265.8	58.2	81.0	25.0	28.4
5	KAYI SANDA Joachim	9237.6	3958.3	3796.6	1049.4	361.2	72.1	96.0	30.0	29.2
6	FERRO Nolan	10121.2	3182.1	5143.6	1210.5	427.1	158.9	110.0	34.0	29.7
8	BOUABRE Saimon	7691.2	2885.0	3283.4	996.0	377.6	149.2	80.0	29.0	32.0
10	BOUNEB Ismail	11254.8	3495.7	5958.3	1284.2	477.2	39.4	119.0	37.0	29.1
12	ZAGUE Yoram	9451.3	4143.4	3363.7	970.6	601.1	372.4	92.0	52.0	33.8
17	DIALLO Tidiane	7054.1	2962.0	2786.4	828.9	383.7	92.4	82.0	31.0	30.7
18	BOUCHENNA Mohamed-Amine	5230.4	1787.2	2043.0	867.7	454.0	77.9	81.0	31.0	27.7
19	TINCRES Joan	6920.8	2831.3	2924.7	790.4	211.1	162.6	73.0	26.0	31.6
2	TITI Yvann	2863.3	1155.3	1102.6	320.4	193.8	91.3	28.0	12.0	33.0
9	LAMBOURDE Mathis	2998.8	1071.5	1165.9	390.4	217.7	153.5	33.0	18.0	30.7
11	GOMIS Tidiam	5918.3	2498.1	2113.4	719.7	433.2	154.5	73.0	39.0	30.7
14	SYLLA Fode	1285.2	308.8	661.6	191.9	56.2	66.7	19.0	7.0	31.6
20	AMOUGOU Mathis	3086.2	1055.2	1301.8	429.6	264.5	35.2	37.0	16.0	30.2

Physical Data

Uzbekistan



#	Player	Total Distance (m)	Zone 1: 0-7 km/h (m)	Zone 2: 7-15 km/h (m)	Zone 3: 15-20 km/h (m)	Zone 4: 20-25 km/h (m)	Zone 5: 25+ km/h (m)	High Speed Runs (Zone 4)	Sprints (Zone 5)	Top Speed (km/h)
21	SOBIROV Muhammadyusuf	3647.6	2973.5	495.7	123.7	54.7	0	15.0	4.0	26.7
3	URINBOEV Yakhyo	8107.3	2153.3	4040.7	1344.2	507.5	61.6	110.0	39.0	28.4
5	TULKUNBEKOV Azizbek	10220.3	4255.7	4577.7	952.5	380.2	54.2	84.0	26.0	28.2
7	MIRZAEV Lazizbek	11846.8	3942.6	5337.0	1897.9	568.6	101.9	155.0	44.0	29.7
8	SHUKURULLAEV Bekhruz	9268.4	3542.4	3888.1	1140.0	662.7	36.1	105.0	53.0	27.7
9	SAIDOV Amirbek	11166.4	4298.0	4635.2	1299.8	659.9	273.6	123.0	51.0	30.4
13	DJUMATOV Bekhruz	10354.1	3960.4	4935.8	972.3	384.1	101.5	88.0	30.0	28.9
16	REIMOV Mukhammedali	12300.6	3413.4	6519.3	1835.2	455.1	77.5	152.0	34.0	29.4
17	KARIMOV Ollabergan	11984.8	3323.4	6052.3	2087.7	420.7	100.7	159.0	27.0	29.3
19	ABDULBORIEV Sherzodbek	9087.9	3540.6	4437.6	747.0	314.4	48.2	68.0	29.0	28.4
20	ABDULLAEV Dilshod	7991.6	3360.5	3549.9	676.9	300.5	103.9	63.0	22.0	30.5
4	KARIMOV Behruzjon	4165.3	1116.3	2103.5	514.0	369.0	62.5	55.0	22.0	28.8
6	UKTAMOV Ozodbek	2201.3	754.6	1024.9	234.4	106.8	80.6	23.0	8.0	29.9
11	ABRAEV Kuvonchbek	1775.8	317.3	895.2	393.4	142.6	27.3	30.0	11.0	29.4
14	SHODIBOEV Shodiyor	1380.6	455.0	606.6	176.2	94.6	48.2	18.0	8.0	28.8

