



U-17 WORLD CUP
INDONESIA 2023



France 2 - 1 Mali

Semi-final - Match 50
28 November 2023
19:00 Kick Off
Manahan Stadium

POST MATCH SUMMARY REPORT

Match Summary - Teams

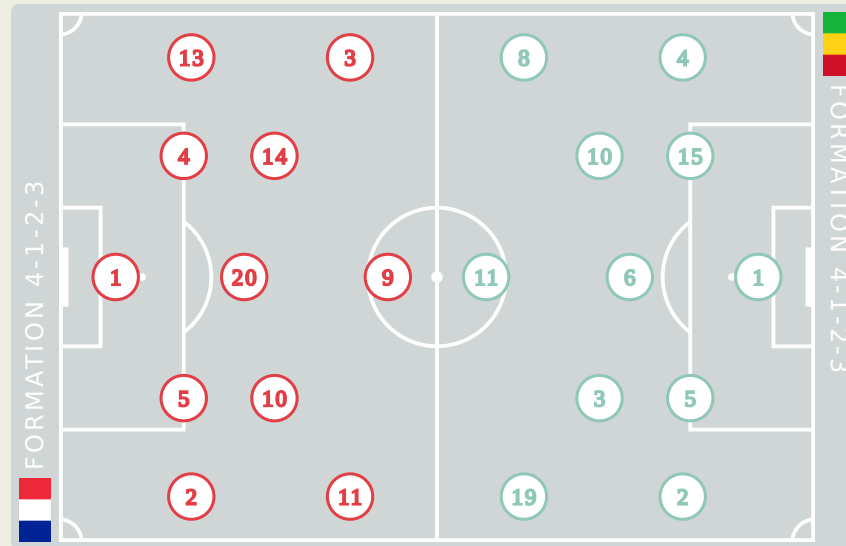


STARTING

1	GK	ARGNEY Paul	
2	DF	TITI Yvann	56' ↓ 63'
3	DF	SANGUI Nhoa	↓ 45'
4	DF	MEUPIYOU Bastien	
5	DF	KAYI SANDA Joachim (C)	71'
9	FW	LAMBOURDE Mathis	↓ 84'
10	MF	BOUNEB Ismail	69' 88' ↓ 90+2'
11	FW	GOMIS Tidiam	
13	DF	SADI Aymen	
14	MF	SYLLA Fode	47' ↓ 90+2'
20	MF	AMOUGOU Mathis	

SUBSTITUTES

16	GK	NIFLORE Mathys	
21	GK	VIEL Thimothe	
6	MF	FERRO Nolan	↑ 90+2'
8	MF	BOUABRE Saimon	
12	DF	ZAGUE Yoram	↑ 63'
15	DF	TCHAPTCHET Arthur	↑ 90+2'
17	FW	DIALLO Tidiane	↑ 45'
18	FW	BOUCHENNA Mohamed-Amine	
19	FW	TINCRES Joan	↑ 84'



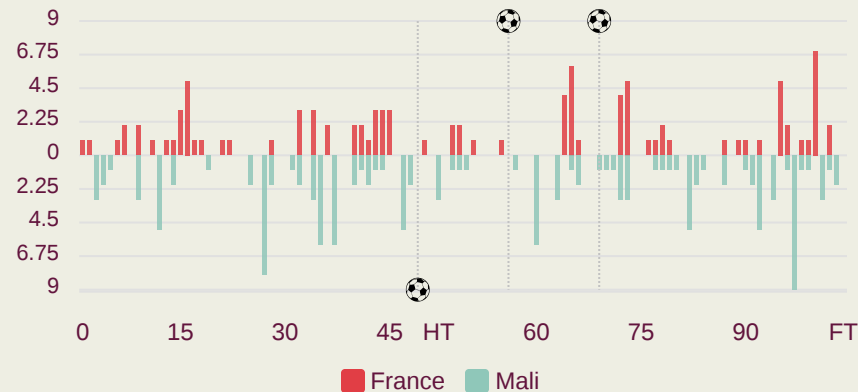
STARTING

KONE Bourama	GK	1	
↓ 77'	TRAORE Moussa	DF	2
	MAKALOU Hamidou	MF	3
52'	SANOGO Souleymane	DF	4
21'	TRAORE Issa	DF	5
	KONE Sekou	DF	6
↓ 61'	(C) DIARRA Ibrahim	FW	8
↓ 60'	TIA Ange Martial	MF	10
↓ 87'	KANATE Ibrahim	FW	11
↓ 87'	COULIBALY Baye	DF	15
	BARRY Mahamoud	FW	19

SUBSTITUTES

	SIDIBE Diaguine	GK	16	
	DOUMBIA Seriba	GK	21	
	SISSOKO Modibo	MF	7	
↑ 87'	LEINTU Salif Noah	FW	9	
↑ 60'	KONE Gaoussou	DF	12	
	TRAORE Badra	FW	13	
↑ 87'	THIERO Ousmane	MF	14	
↑ 61'	DOUMBIA Mamadou	FW	17	
↑ 77'	DIOP Moussa Massire	DF	18	
	DIARRA Ousmane	FW	20	

Distribution in the Final Third



Match Summary - Key Statistics



Possession

Total	39.3%	13.2%	47.5%	Total
2	Goals			1
10 (4)	Attempts at Goal (On Target)			20 (6)
355 (290)	Total Passes (Complete)			407 (350)
82 %	Pass Completion %			86 %
68	Completed Line Breaks			85
9	Defensive Line Breaks			12
67	Receptions in the Final Third			111
9	Crosses			18
25	Ball Progressions			23
237 (61)	Defensive Pressures Applied (Direct Pressures)			163 (52)
56	Forced Turnovers			47
60	Second Balls			77
108.2 km	Total Distance Covered			105.9 km
6.6 km	Zone 4 - Low Speed Sprinting: 20-25 km/h			7.1 km



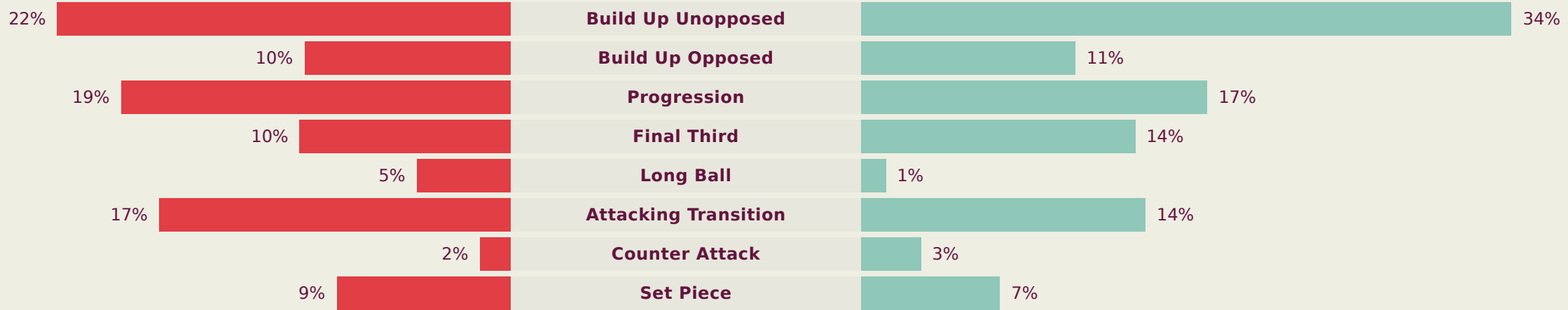
France

Phases of Play

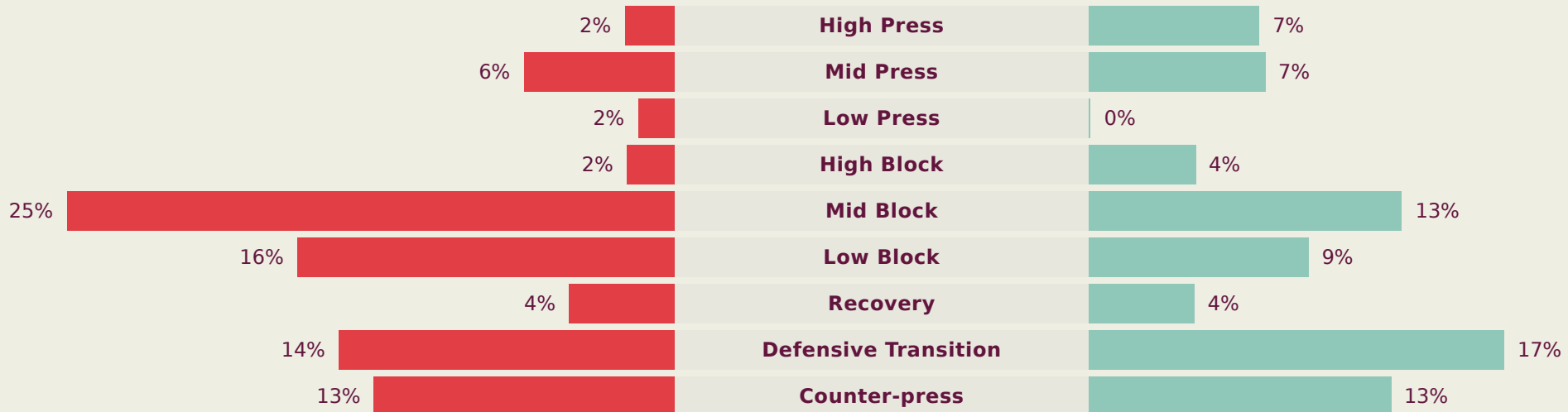
Mali



IN POSSESSION



OUT OF POSSESSION



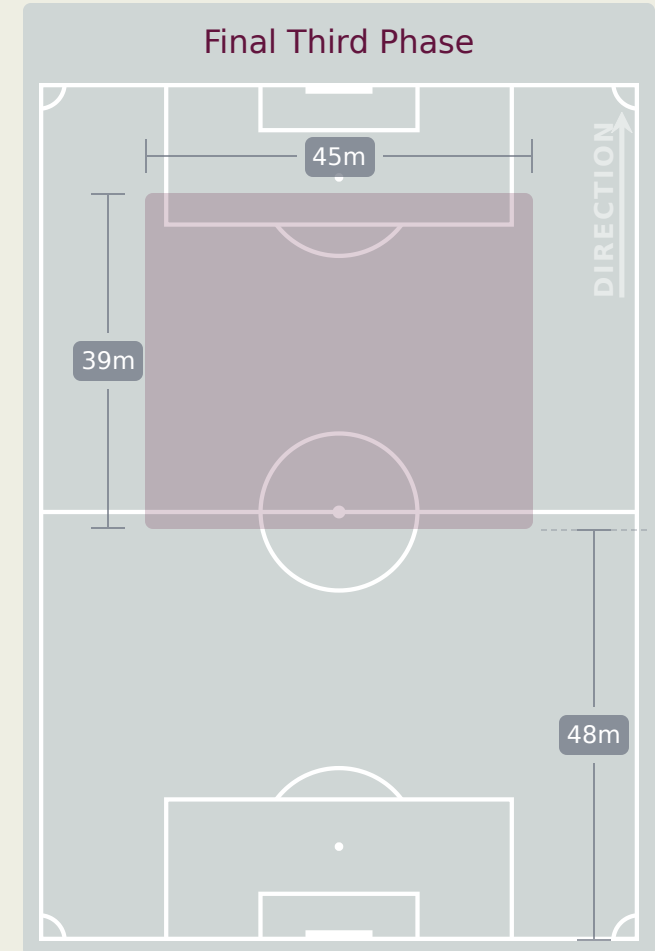
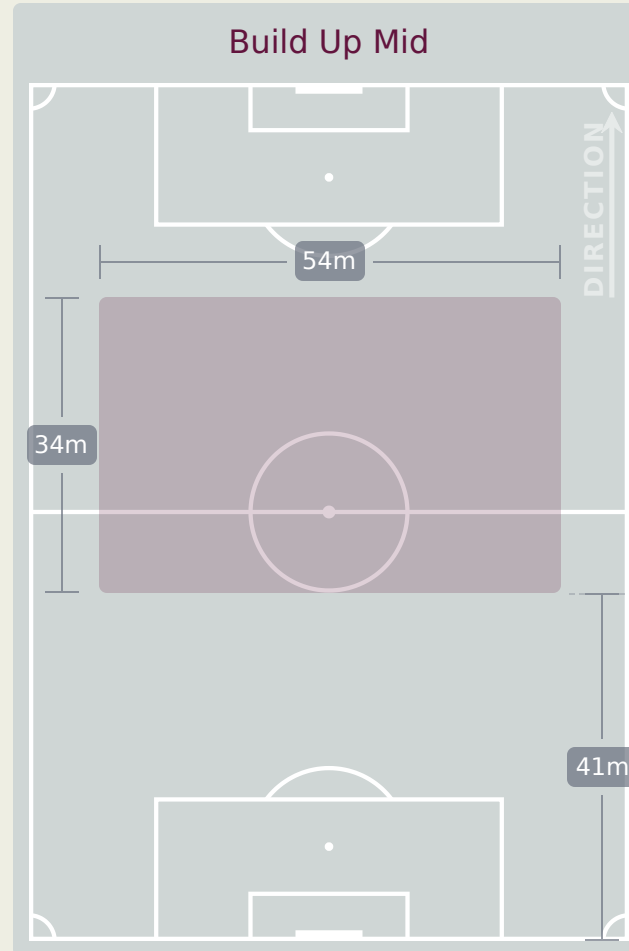
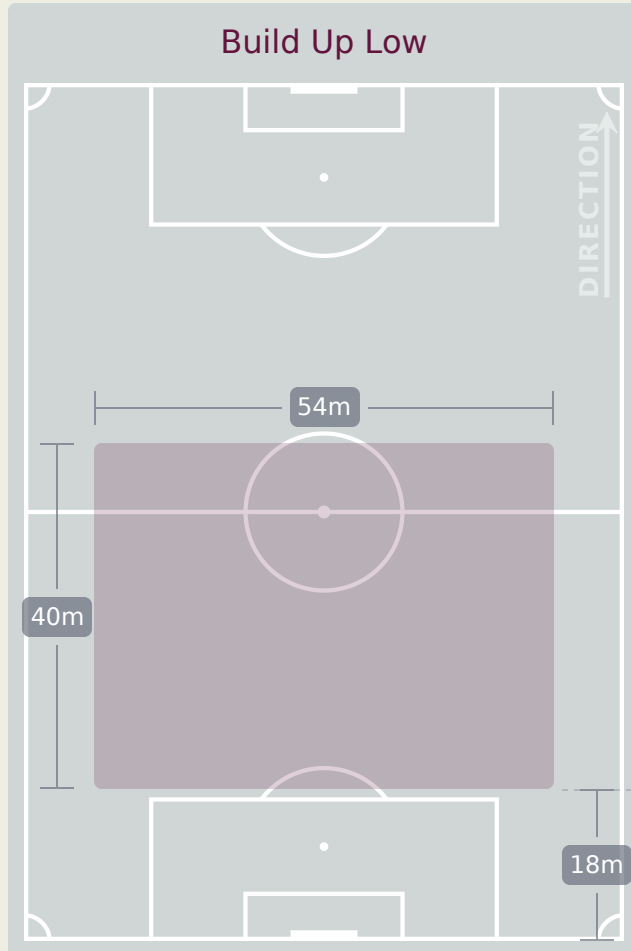
IN POSSESSION



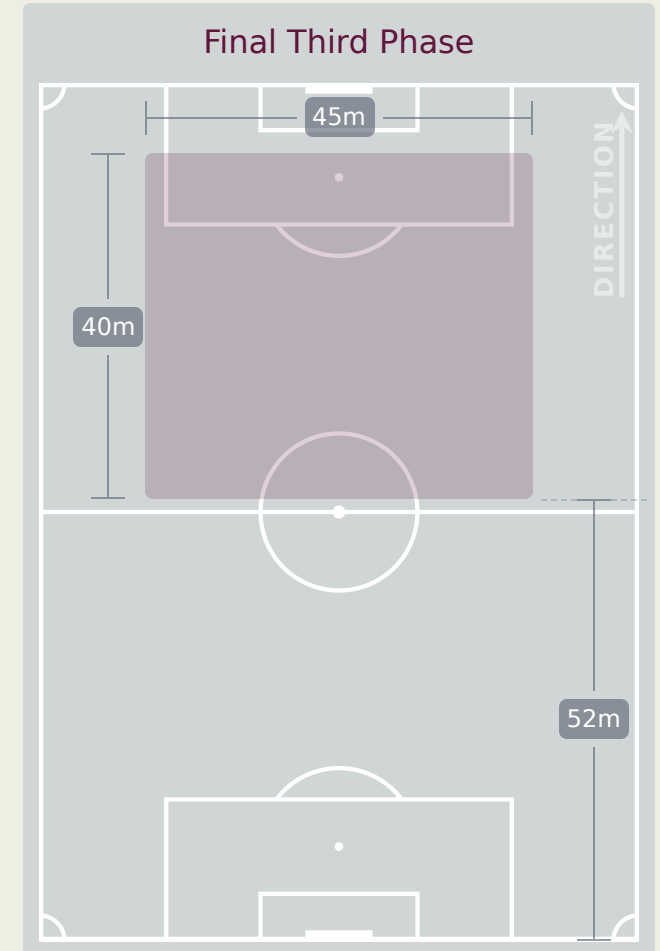
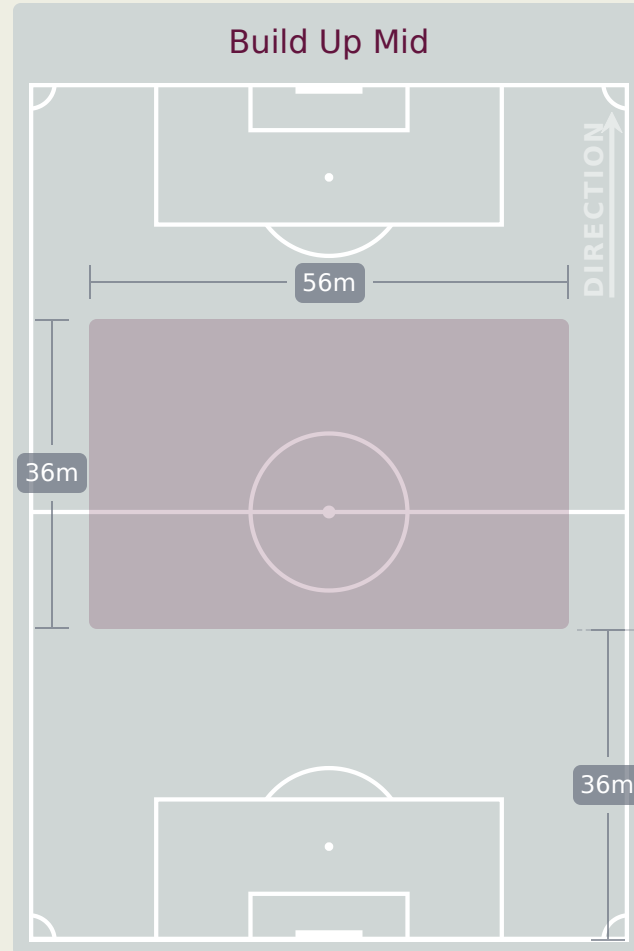
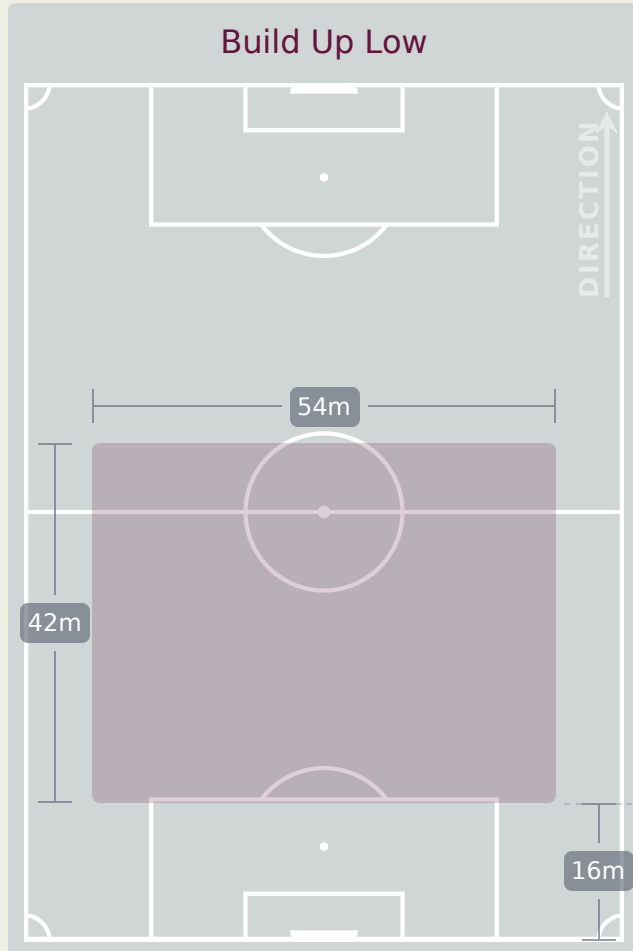
France v Mali



In Possession Line Height & Team Length



In Possession Line Height & Team Length

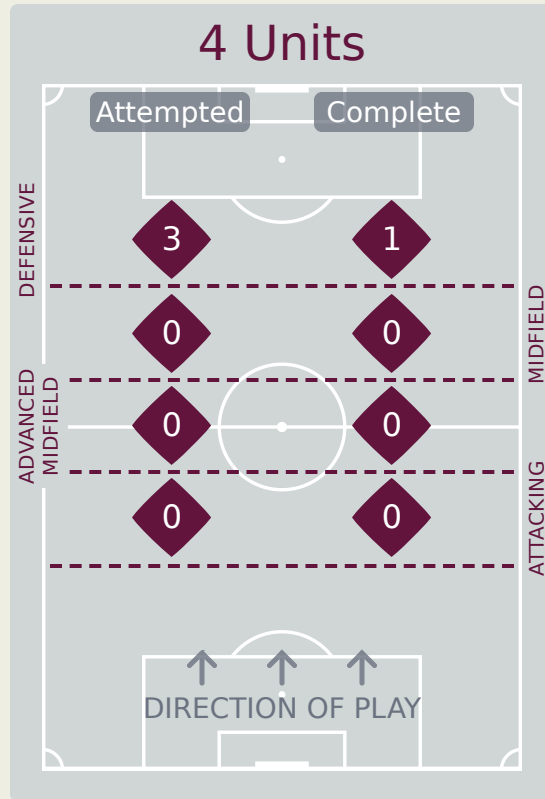
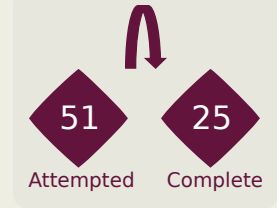
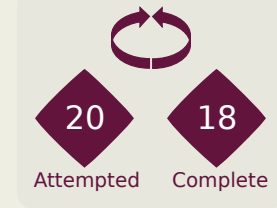
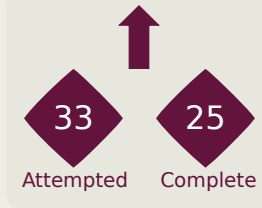


Line Breaks

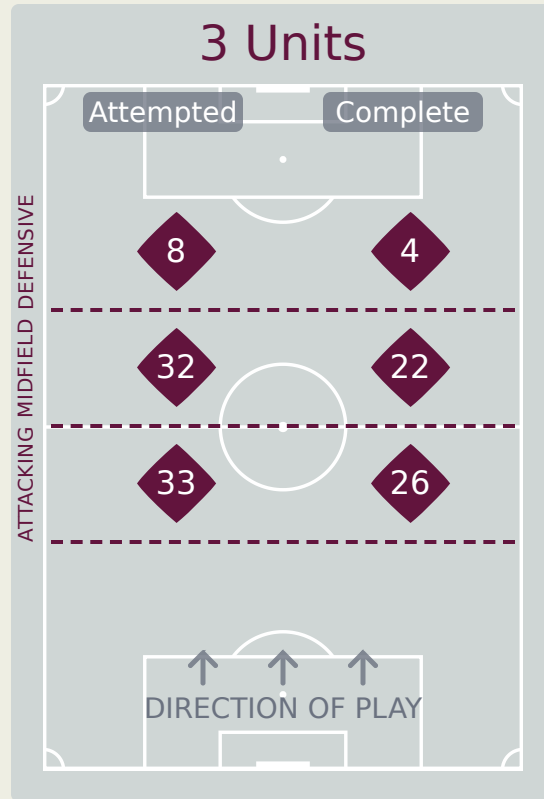


Attempted Line Breaks

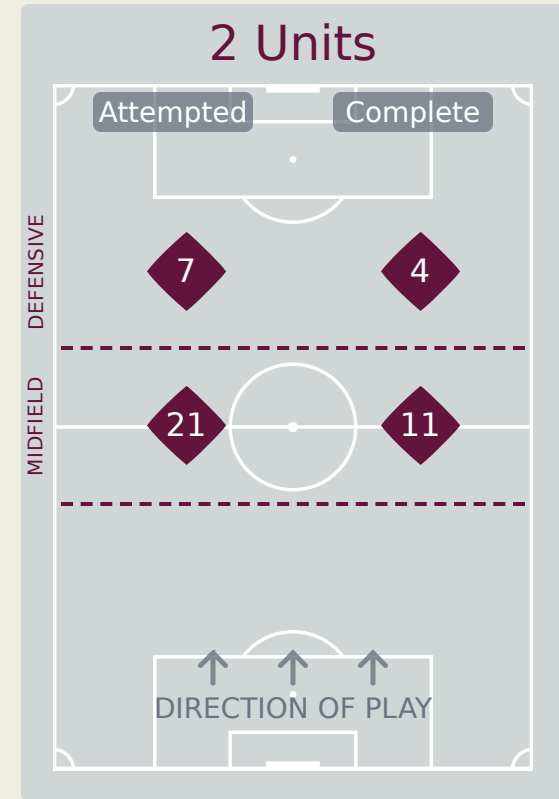
104



Attempted Line Breaks	3
Inside Shape	2
Outside Shape	1



Attempted Line Breaks	73
Inside Shape	51
Outside Shape	22



Attempted Line Breaks	28
Inside Shape	20
Outside Shape	8

Line Breaks

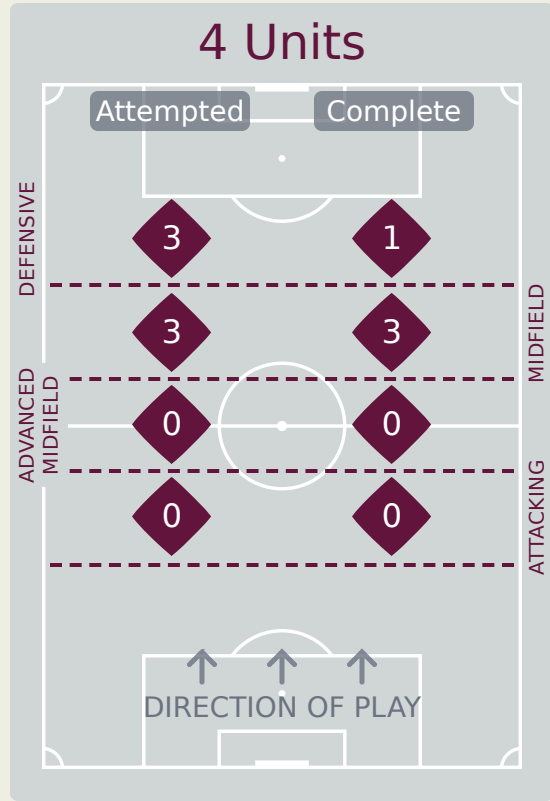


Attempted Line Breaks
116

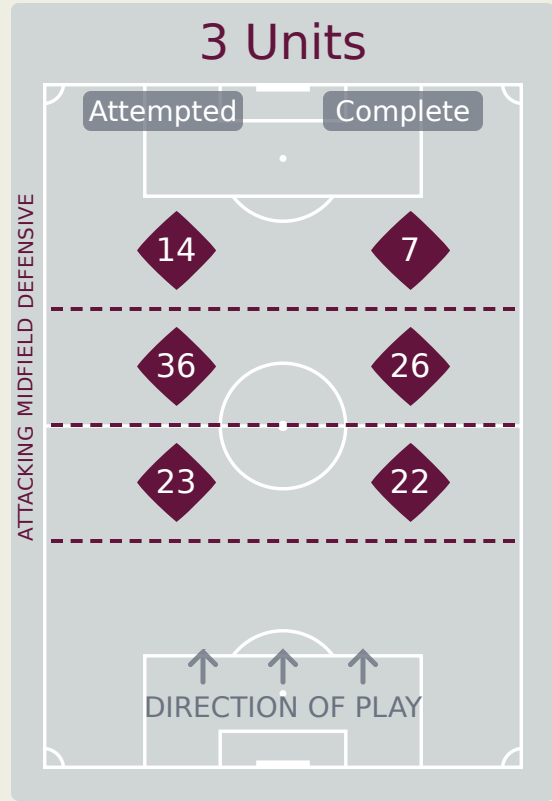
34 Attempted
26 Complete

44 Attempted
38 Complete

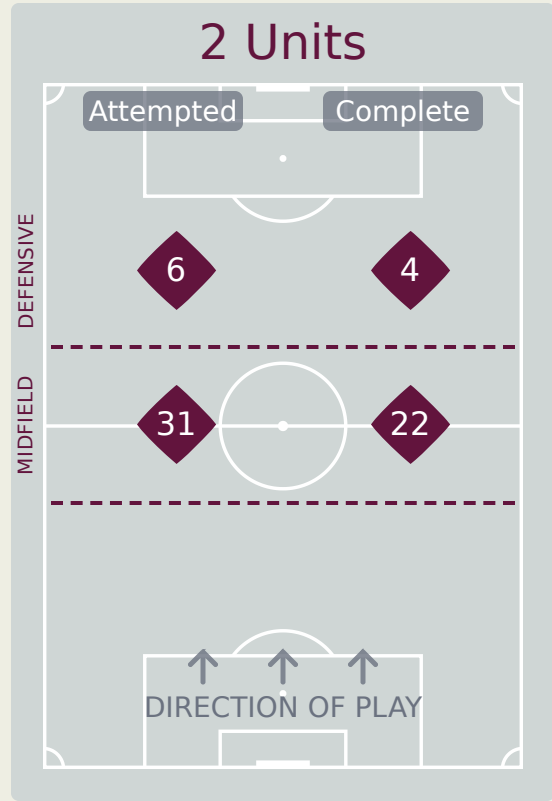
38 Attempted
21 Complete



Attempted Line Breaks 6
Inside Shape 2
Outside Shape 4



Attempted Line Breaks 73
Inside Shape 36
Outside Shape 37



Attempted Line Breaks 37
Inside Shape 21
Outside Shape 16



Line Breaks

					4 Units				3 Units			2 Units		Direction			Distribution Type		
#	Player	Line Breaks Attempted	Line Breaks Completed	Line Break Completion %	Attacking Line	Attacking Midfield Line	Midfield Line	Defensive Line	Attacking Line	Midfield Line	Defensive Line	Midfield Line	Defensive Line	Through	Around	Over	Pass	Cross	Ball Progression
1	KONE Bourama	9	8	88%	0	0	0	0	5	4	0	0	0	2	0	7	9	0	0
2	TRAORE Moussa	15	11	73%	0	0	0	0	3	4	0	8	0	3	6	6	13	2	0
3	MAKALOU Hamidou	16	9	56%	0	0	0	0	2	4	3	5	2	6	7	3	12	2	2
4	SANOGO Souleymane	6	5	83%	0	0	0	0	1	1	1	3	0	1	5	0	4	0	2
5	TRAORE Issa	16	13	81%	0	0	0	0	6	3	4	2	1	4	6	6	16	0	0
6	KONE Sekou	10	9	90%	0	0	0	1	1	2	2	4	0	3	4	3	10	0	0
8	DIARRA Ibrahim	2	1	50%	0	0	0	1	0	1	0	0	0	0	1	1	2	0	0
10	TIA Ange Martial	8	6	75%	0	0	0	0	0	3	2	2	1	4	3	1	8	0	0
11	KANATE Ibrahim	0	0	0%	0	0	0	0	0	0	0	0	0	0	0	0	0	0	0
15	COULIBALY Baye	7	6	85%	0	0	1	0	1	2	0	2	1	2	1	4	6	1	0
19	BARRY Mahamoud	12	8	66%	0	0	1	1	2	6	1	0	1	6	5	1	9	0	3
9	LEINTU Salif Noah	2	1	50%	0	0	0	0	0	1	0	1	0	0	1	1	2	0	0
12	KONE Gaoussou	5	5	100%	0	0	1	0	1	1	0	2	0	0	3	2	4	1	0
14	THIERO Ousmane	2	1	50%	0	0	0	0	1	0	0	1	0	1	1	0	2	0	0
17	DOUMBIA Mamadou	2	0	0%	0	0	0	0	0	1	1	0	0	2	0	0	1	0	1
18	DIOP Moussa Massire	4	2	50%	0	0	0	0	0	3	0	1	0	0	1	3	4	0	0

Passing Networks



#	Passes From ↓ to →	ARGNEY Paul	TITI Yvann	SANGUI Nhoa	MEUPIYOU Bastien	KAYI SANDA Joachim	LAMBOURDE Mathis	BOUNEB Ismail	GOMIS Tidiam	SADI Aymen	SYLLA Fode	AMOUGOU Mathis	FERRO Nolan	ZAGUE Yoram	TCHAPTCHET Arthur	DIALLO Tidiane	TINCRES Joan
1	ARGNEY Paul	0	3	0	6	5	2	0	2	1	0	3	0	0	0	0	0
2	TITI Yvann	1	0	1	0	0	1	1	1	0	2	4	0	0	0	0	0
3	SANGUI Nhoa	0	1	0	0	0	0	3	0	3	1	1	0	0	0	0	0
4	MEUPIYOU Bastien	6	0	0	0	7	0	0	1	2	4	4	0	0	0	2	0
5	KAYI SANDA Joachim	3	5	1	10	0	2	2	1	1	0	1	0	2	1	0	0
9	LAMBOURDE Mathis	0	1	1	0	0	0	5	2	0	2	0	0	0	0	0	0
10	BOUNEB Ismail	0	2	0	1	2	0	0	7	2	4	2	0	2	0	2	0
11	GOMIS Tidiam	0	2	0	0	0	2	5	0	1	1	3	0	3	0	1	0
13	SADI Aymen	3	0	0	1	1	1	1	3	0	6	7	0	0	0	2	0
14	SYLLA Fode	0	0	6	2	2	1	2	0	8	0	2	0	1	0	1	0
20	AMOUGOU Mathis	0	3	1	9	3	4	2	0	6	7	0	2	0	0	2	1
6	FERRO Nolan	0	0	0	0	1	0	0	1	0	0	0	0	0	0	0	1
12	ZAGUE Yoram	0	0	0	0	1	1	2	3	0	1	1	0	0	0	1	0
15	TCHAPTCHET Arthur	1	0	0	0	0	0	0	0	0	0	0	0	0	0	0	1
17	DIALLO Tidiane	0	0	0	0	0	0	1	1	3	1	3	1	0	1	0	1
19	TINCRES Joan	0	0	0	0	0	0	0	0	0	0	2	0	0	0	1	0

Top 5 Player to Player Passers		
Player	Passed To	% of Total Team Passes
KAYI SANDA Joachim	MEUPIYOU Bastien	3.7%
AMOUGOU Mathis	MEUPIYOU Bastien	3.3%
SYLLA Fode	SADI Aymen	3%
MEUPIYOU Bastien	KAYI SANDA Joachim	2.6%
BOUNEB Ismail	GOMIS Tidiam	2.6%



Passing Networks

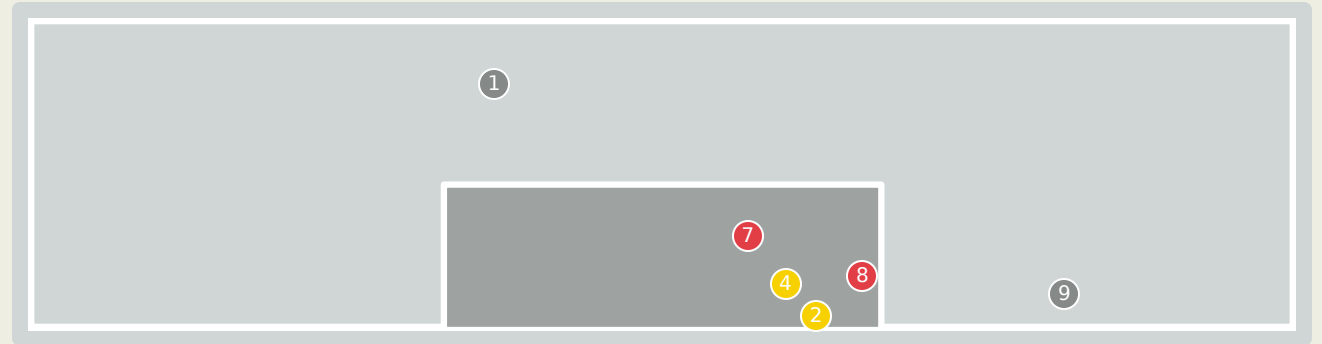
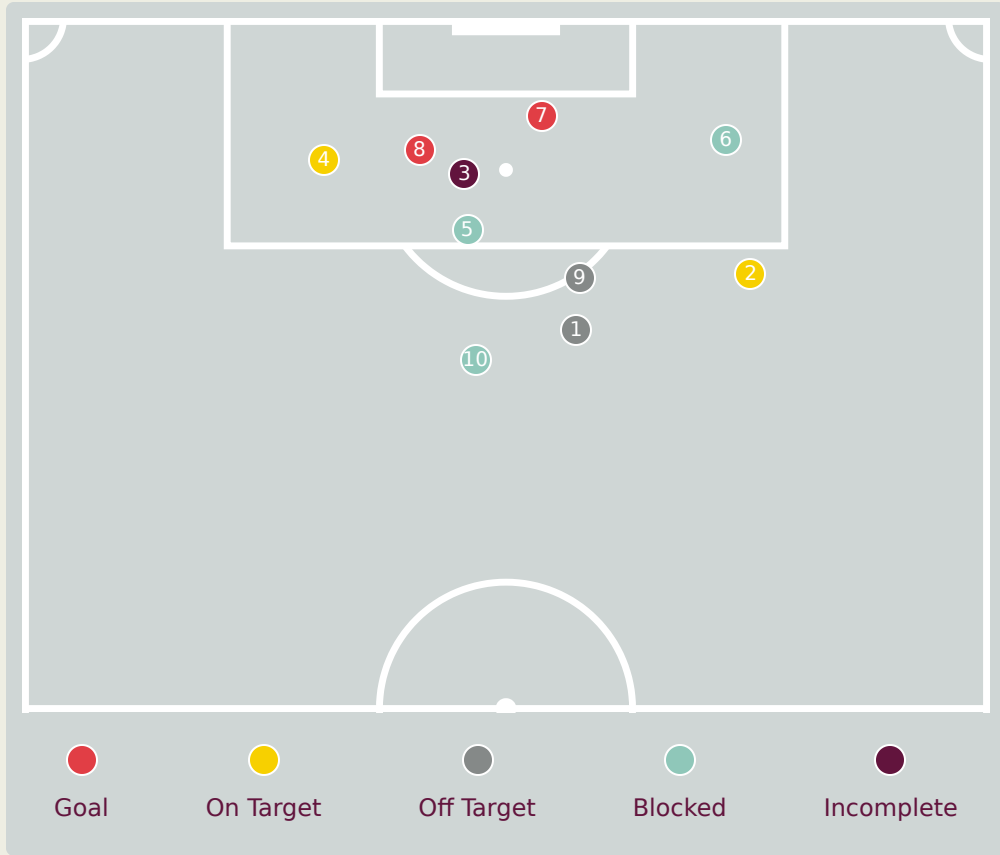
#	Passes From ↓ to →	KONE Bourama	TRAORE Moussa	MAKALOU Hamidou	SANOGO Souleymane	TRAORE Issa	KONE Sekou	DIARRA Ibrahim	TIA Ange Martial	KANATE Ibrahim	COULIBALY Baye	BARRY Mahamoud	LEINTU Salif Noah	KONE Gaoussou	THIERO Ousmane	DOUMBIA Mamadou	DIOP Moussa Massire
1	KONE Bourama	10	1	1	0	10	3	2	1	0	2	0	0	2	0	0	1
2	TRAORE Moussa	1	10	7	0	10	3	0	1	4	2	5	0	0	0	0	0
3	MAKALOU Hamidou	0	3	10	3	0	2	2	3	1	0	5	0	2	1	5	0
4	SANOGO Souleymane	0	0	2	10	1	1	6	3	0	7	0	0	0	0	0	0
5	TRAORE Issa	4	18	2	1	14	2	2	5	0	1	2	0	2	0	0	2
6	KONE Sekou	1	10	2	4	7	10	3	4	2	1	4	1	2	0	0	2
8	DIARRA Ibrahim	0	0	1	5	0	0	10	2	0	1	2	0	0	0	0	0
10	TIA Ange Martial	0	2	5	3	3	1	4	10	1	1	1	0	0	0	0	0
11	KANATE Ibrahim	0	1	2	1	0	2	1	2	10	0	1	0	0	0	1	0
15	COULIBALY Baye	4	1	1	2	11	2	2	1	1	10	1	0	0	0	0	0
19	BARRY Mahamoud	2	1	9	0	0	3	0	2	1	1	10	0	3	1	3	0
9	LEINTU Salif Noah	0	0	0	0	0	0	0	0	0	0	0	10	0	2	1	1
12	KONE Gaoussou	0	0	1	0	4	1	0	0	0	0	6	0	10	0	0	0
14	THIERO Ousmane	0	0	2	0	0	0	0	0	0	0	0	2	0	10	1	3
17	DOUMBIA Mamadou	0	0	0	0	0	1	0	0	1	0	1	1	1	1	10	0
18	DIOP Moussa Massire	0	0	0	0	0	3	0	0	0	2	0	0	0	1	1	10






Top 5 Player to Player Passers

Player	Passed To	% of Total Team Passes
TRAORE Issa	TRAORE Moussa	5.4%
TRAORE Issa	KONE Sekou	4.2%
COULIBALY Baye	TRAORE Issa	3.3%
KONE Bourama	TRAORE Issa	3%

TRAORE Moussa	TRAORE Issa	3%
---------------	-------------	----

Attempts at Goal



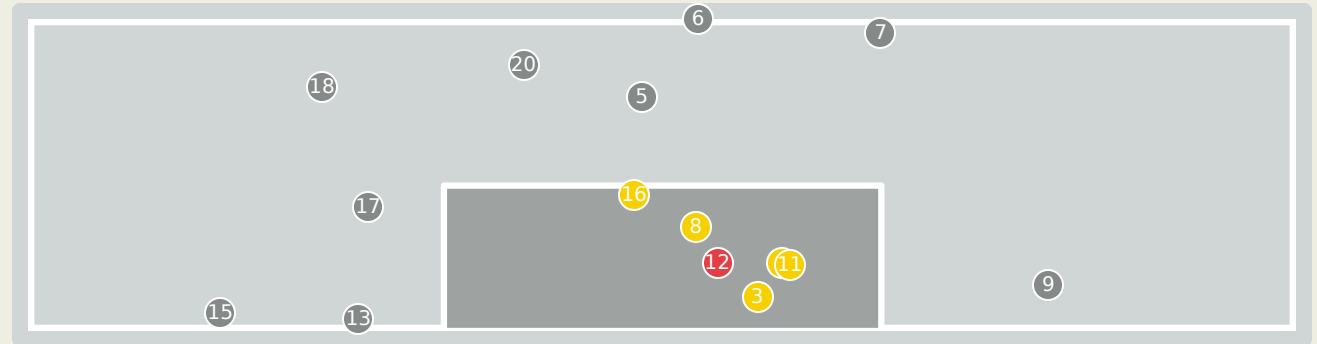
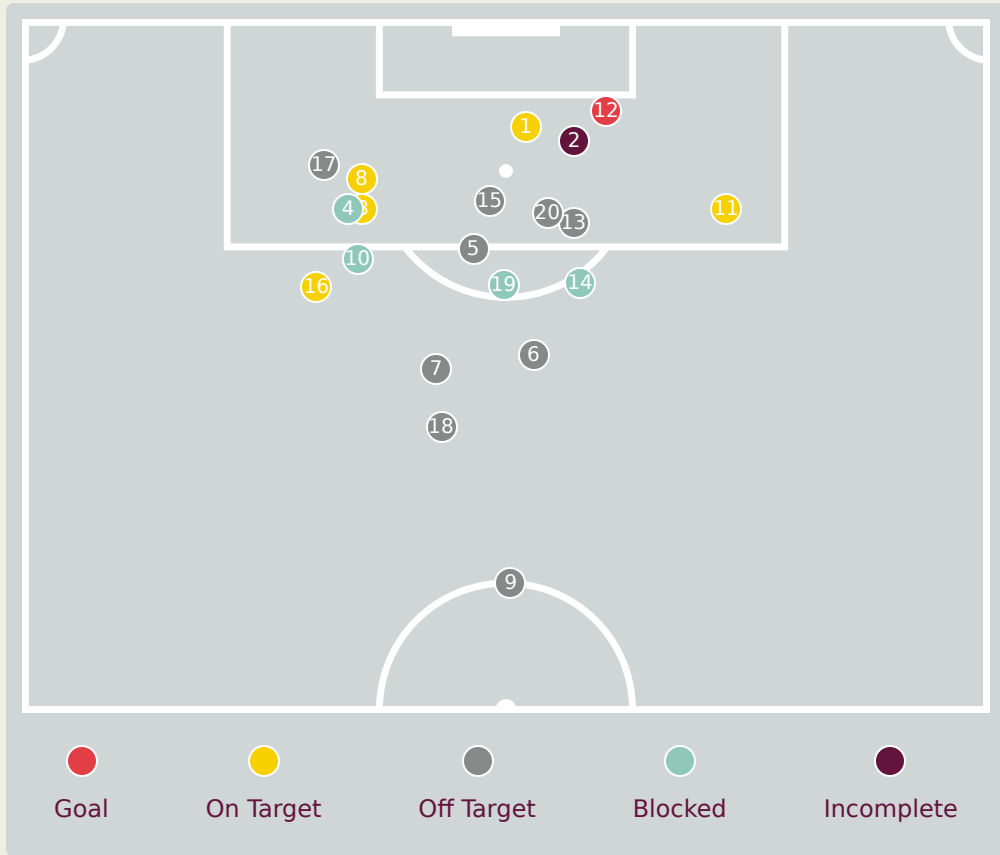
Key	Outcome	Shots
	Goals	2
	On Target	2
	Off Target	2
	Blocked	3
	Incomplete	1






Attempts at Goal

France

Time	Player	Outcome	Body Part	Delivery Type
8	11 GOMIS Tidiam	Off Target	Left Foot	Loose Ball
13	11 GOMIS Tidiam	On Target - Saved	Left Foot	Pass
14	11 GOMIS Tidiam	Incomplete - Player On Ball Error	Head	Corner
17	9 LAMBOURDE Mathis	On Target - Saved	Left Foot	Pass
41	14 SYLLA Fode	Incomplete - Blocked	Right Foot	Pass
44	11 GOMIS Tidiam	Incomplete - Blocked	Right Foot	Cross
55	2 TITI Yvann	On Target - Goal	Head	Freekick
68	10 BOUNEB Ismail	On Target - Goal	Right Foot	Freekick
71	9 LAMBOURDE Mathis	Off Target	Left Foot	Pass
96	6 FERRO Nolan	Incomplete - Blocked	Left Foot	Pass

Attempts at Goal



Key	Outcome	Shots
	Goals	1
	On Target	5
	Off Target	9
	Blocked	4
	Incomplete	1



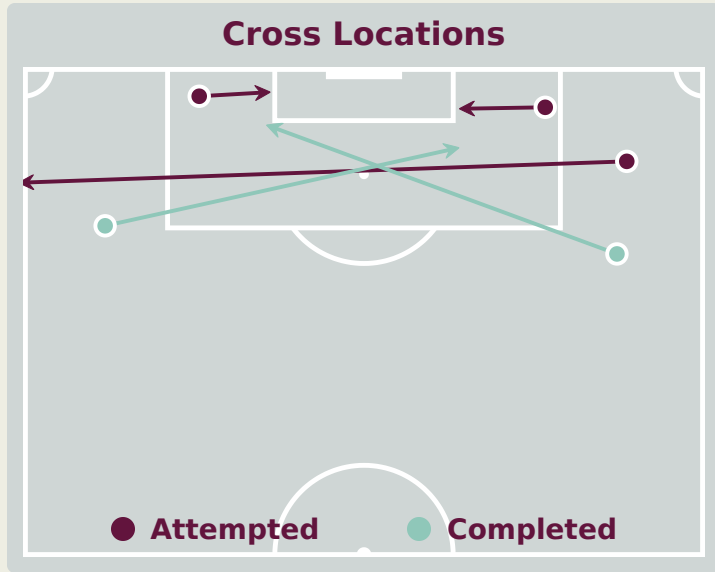
Attempts at Goal

Time	Player	Outcome	Body Part	Delivery Type
3	8 DIARRA Ibrahim	On Target - Saved	Right Foot	Corner
3	6 KONE Sekou	Incomplete - Player On Ball Error	Head	Corner
9	11 KANATE Ibrahim	On Target - Saved	Right Foot	Pass
9	19 BARRY Mahamoud	Incomplete - Blocked	Right Foot	Pass
9	10 TIA Ange Martial	Off Target	Right Foot	Loose Ball
23	8 DIARRA Ibrahim	Off Target	Left Foot	Loose Ball
25	6 KONE Sekou	Off Target	Right Foot	Pass
34	11 KANATE Ibrahim	On Target - Saved	Right Foot	Pass
35	5 TRAORE Issa	Off Target	Right Foot	Pass
37	3 MAKALOU Hamidou	Incomplete - Blocked	Right Foot	Pass
42	8 DIARRA Ibrahim	On Target - Saved	Left Foot	Pass
48	8 DIARRA Ibrahim	Deflected On Target - Goal	Left Foot	Loose Ball
50	8 DIARRA Ibrahim	Off Target	Left Foot	Pass
71	19 BARRY Mahamoud	Incomplete - Blocked	Right Foot	Freekick
82	17 DOUMBIA Mamadou	Off Target	Head	Cross
88	3 MAKALOU Hamidou	On Target - Saved	Right Foot	Freekick
90	17 DOUMBIA Mamadou	Off Target	Left Foot	Pass

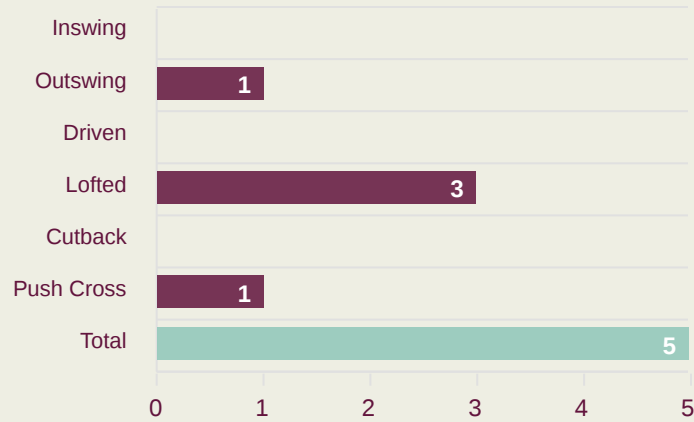
Attempts at Goal

Time	Player	Outcome	Body Part	Delivery Type
92	12 KONE Gaoussou	Off Target	Left Foot	Loose Ball
98	18 DIOP Moussa Massire	Incomplete - Blocked	Left Foot	Pass
101	6 KONE Sekou	Off Target	Right Foot	Corner

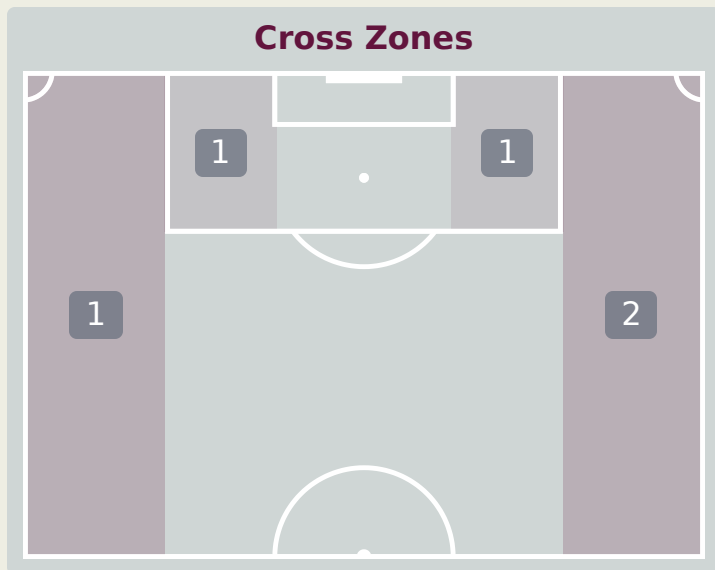
Crosses (Open Play)



Delivery Type



#	Player	Inswing	Outswing	Driven	Lofted	Cutback	Push Cross	Total Attempted
1	ARGNEY Paul	0	0	0	0	0	0	0
2	TITI Yvann	0	0	0	1	0	0	1
3	SANGUI Nhoa	0	0	0	2	0	0	2
4	MEUPIYOU Bastien	0	0	0	0	0	0	0
5	KAYI SANDA Joachim	0	0	0	0	0	0	0
9	LAMBOURDE Mathis	0	0	0	0	0	0	0
10	BOUNEB Ismail	0	0	0	0	0	0	0
11	GOMIS Tidiam	0	0	0	0	0	1	1
13	SADI Aymen	0	0	0	0	0	0	0
14	SYLLA Fode	0	0	0	0	0	0	0
20	AMOUGOU Mathis	0	0	0	0	0	0	0
6	FERRO Nolan	0	1	0	0	0	0	1
12	ZAGUE Yoram	0	0	0	0	0	0	0
15	TCHAPTCHET Arthur	0	0	0	0	0	0	0
17	DIALLO Tidiane	0	0	0	0	0	0	0
19	TINCRES Joan	0	0	0	0	0	0	0



Attempted

5

Completed

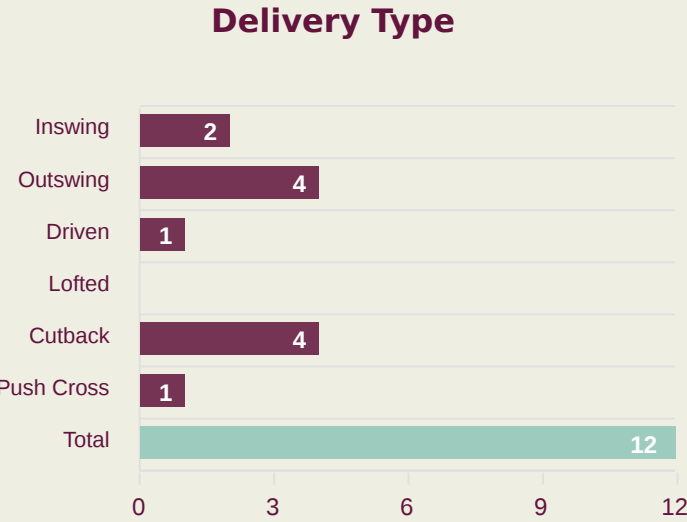
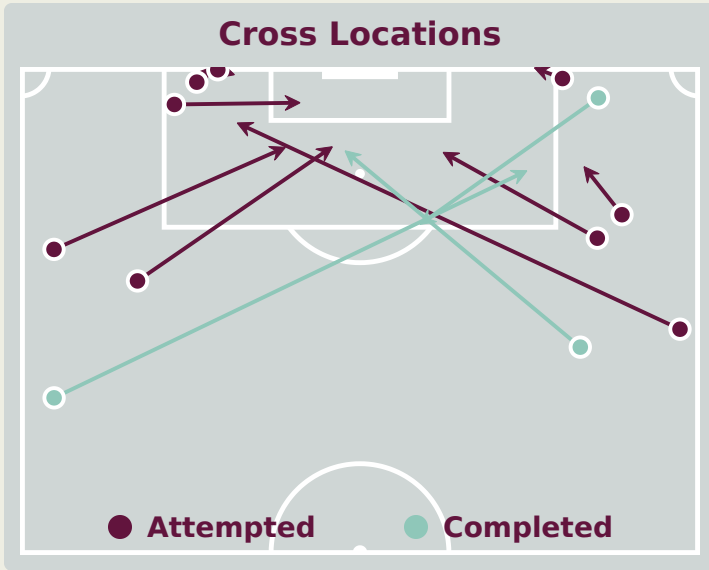
2

Most Crosses Attempted

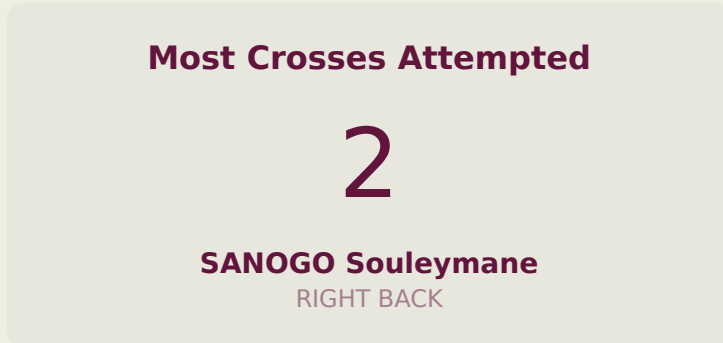
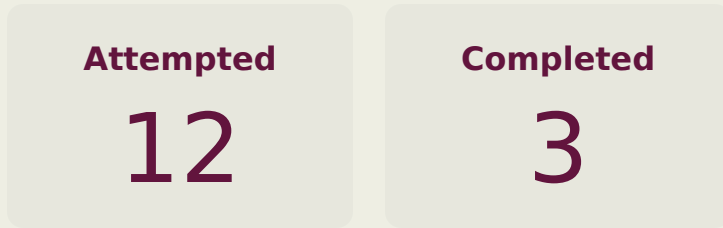
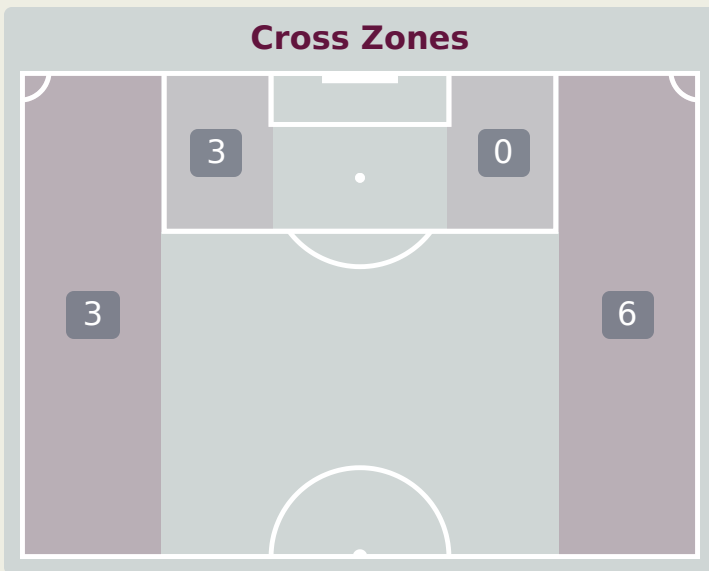
2

SANGUI Nhoa
LEFT WINGER

Crosses (Open Play)



#	Player	Inswing	Outswing	Driven	Lofted	Cutback	Push Cross	Total Attempted
1	KONE Bourama	0	0	0	0	0	0	0
2	TRAORE Moussa	1	1	0	0	0	0	2
3	MAKALOU Hamidou	1	0	1	0	0	0	2
4	SANOGO Souleymane	0	1	0	0	1	0	2
5	TRAORE Issa	0	0	0	0	0	0	0
6	KONE Sekou	0	0	0	0	0	0	0
8	DIARRA Ibrahim	0	0	0	0	0	0	0
10	TIA Ange Martial	0	0	0	0	1	0	1
11	KANATE Ibrahim	0	0	0	0	0	0	0
15	COULIBALY Baye	0	1	0	0	0	0	1
19	BARRY Mahamoud	0	0	0	0	0	0	0
9	LEINTU Salif Noah	0	0	0	0	0	0	0
12	KONE Gaoussou	0	1	0	0	0	1	2
14	THIERO Ousmane	0	0	0	0	0	0	0
17	DOUMBIA Mamadou	0	0	0	0	1	0	1
18	DIOP Moussa Massire	0	0	0	0	1	0	1





Offering to Receive

208
Total Offers Made

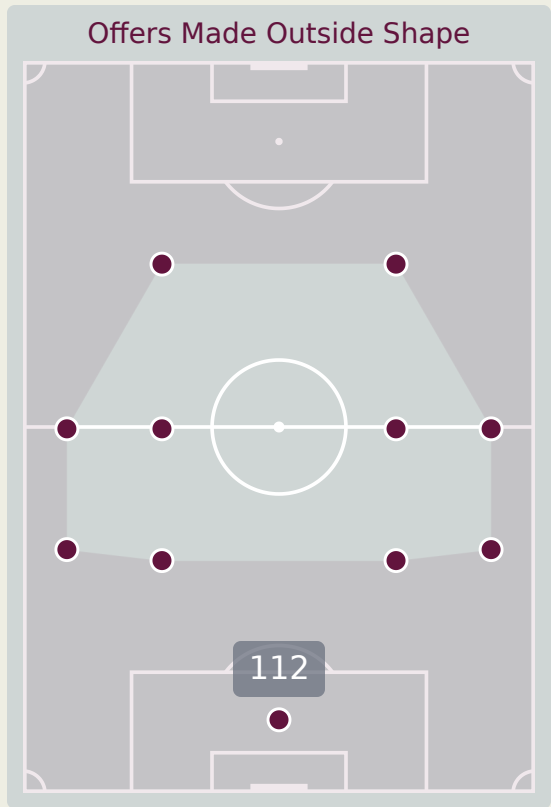
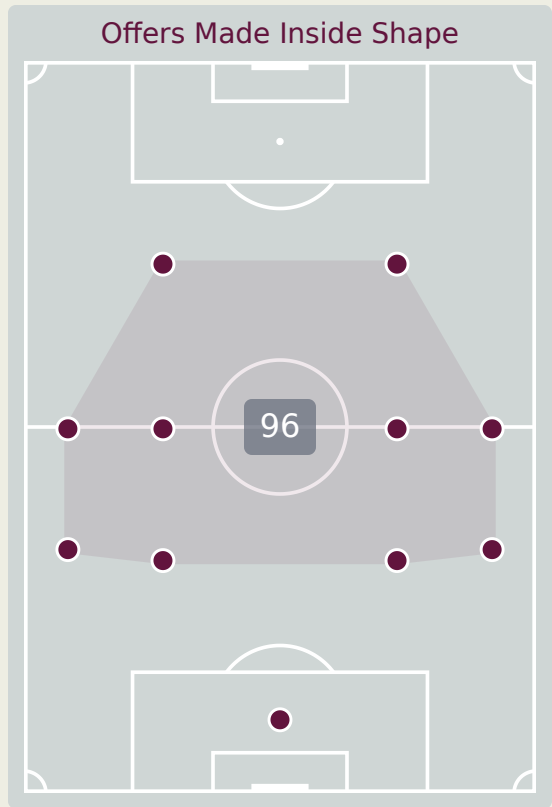
79
Total Offers Received

Most Offers
53
GOMIS Tidiam
RIGHT WINGER

92
Offers Made in Final Third

91
Offers Made in Middle Third

25
Offers Made in Defensive Third



#	Player	Offers Made	Offers Received	% Made & Received
1	ARGNEY Paul	2	1	50%
2	TITI Yvann	11	5	45.5%
3	SANGUI Nhoa	7	5	71.4%
4	MEUPIYOU Bastien	0	0	0%
5	KAYI SANDA Joachim	3	1	33.3%
9	LAMBOURDE Mathis	27	8	29.6%
10	BOUNEB Ismail	21	8	38.1%
11	GOMIS Tidiam	53	17	32.1%
13	SADI Aymen	9	4	44.4%
14	SYLLA Fode	37	15	40.5%
20	AMOUGOU Mathis	6	2	33.3%
6	FERRO Nolan	4	1	25%
12	ZAGUE Yoram	7	2	28.6%
15	TCHAPTCHET Arthur	2	0	0%
17	DIALLO Tidiane	14	9	64.3%
19	TINCRES Joan	5	1	20%



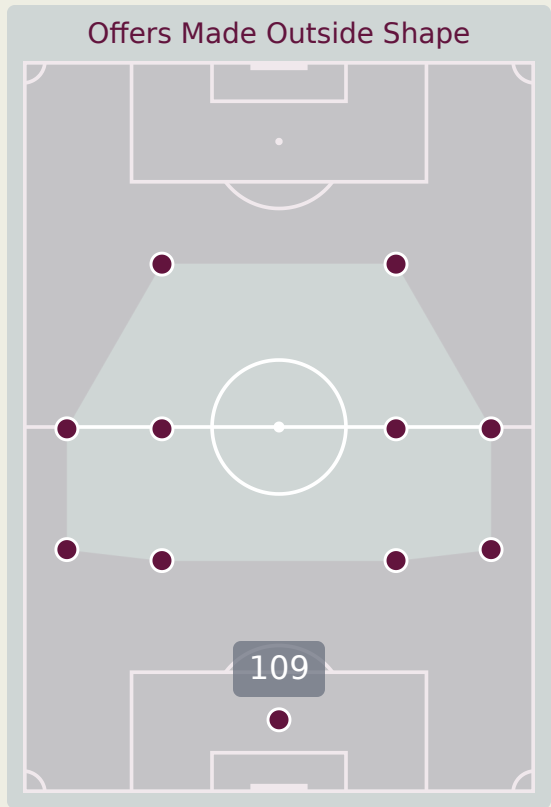
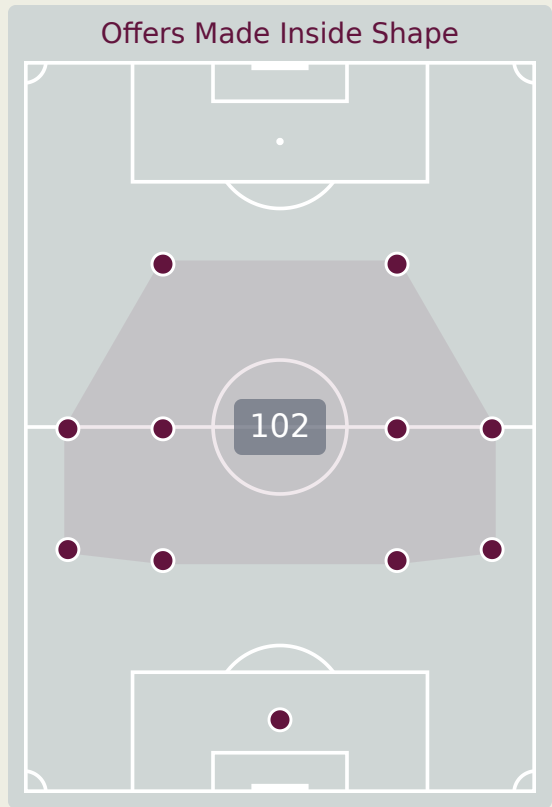
Offering to Receive

211
Total Offers Made

90
Total Offers Received

Most Offers
34
BARRY Mahamoud
LEFT WINGER

103
Offers Made in Final Third



81
Offers Made in Middle Third

27
Offers Made in Defensive Third

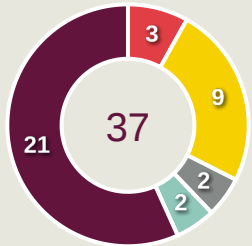
#	Player	Offers Made	Offers Received	% Made & Received
1	KONE Bourama	0	0	0%
2	TRAORE Moussa	9	5	55.6%
3	MAKALOU Hamidou	28	13	46.4%
4	SANOGO Souleymane	11	4	36.4%
5	TRAORE Issa	7	4	57.1%
6	KONE Sekou	21	13	61.9%
8	DIARRA Ibrahim	11	4	36.4%
10	TIA Ange Martial	24	11	45.8%
11	KANATE Ibrahim	18	6	33.3%
15	COULIBALY Baye	22	6	27.3%
19	BARRY Mahamoud	34	14	41.2%
9	LEINTU Salif Noah	0	0	0%
12	KONE Gaoussou	9	4	44.4%
14	THIERO Ousmane	4	1	25%
17	DOUMBIA Mamadou	12	5	41.7%
18	DIOP Moussa Massire	1	0	0%



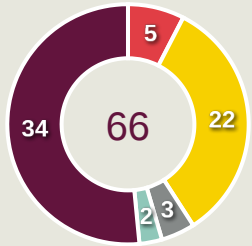
Movement to Receive

Movement Types by Phase

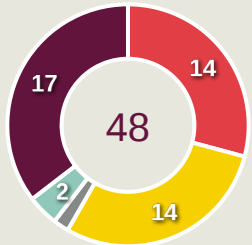
Final Third Phase



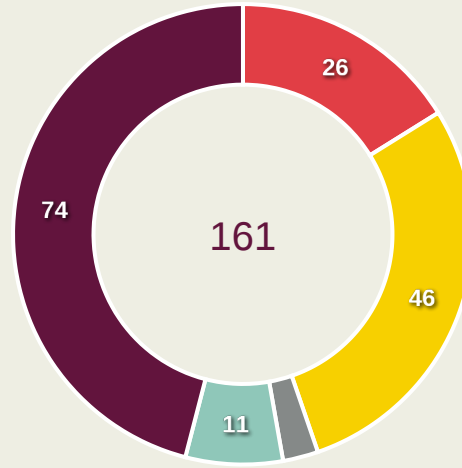
Progression Phase



Build Up Phase



All Movement Types

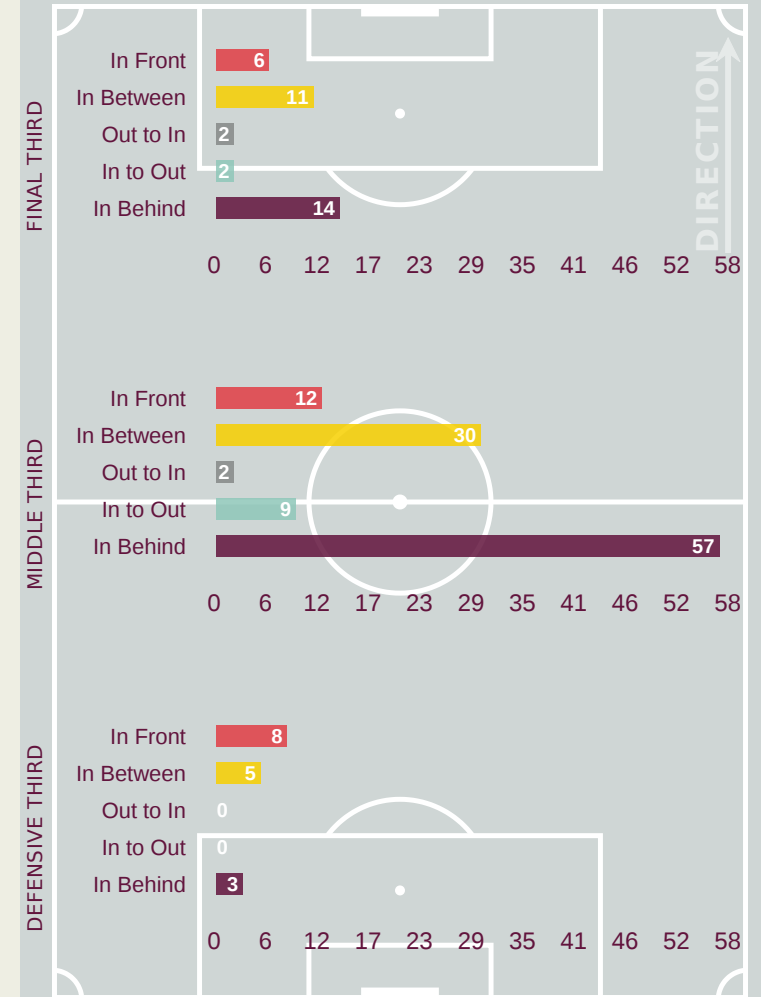


- In Front
- In Between
- Out to In
- In to Out
- In Behind

Top Ranked Players

Type	Player	Movements
In Front	14 SYLLA Fode	10
In Between	14 SYLLA Fode	15
Out to In	11 GOMIS Tidiam	2
In to Out	14 SYLLA Fode	5
In Behind	11 GOMIS Tidiam	30

Movement Types Pitch Third

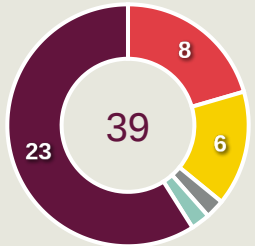




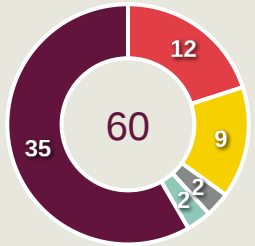
Movement to Receive

Movement Types by Phase

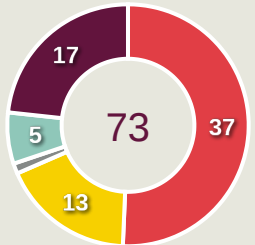
Final Third Phase



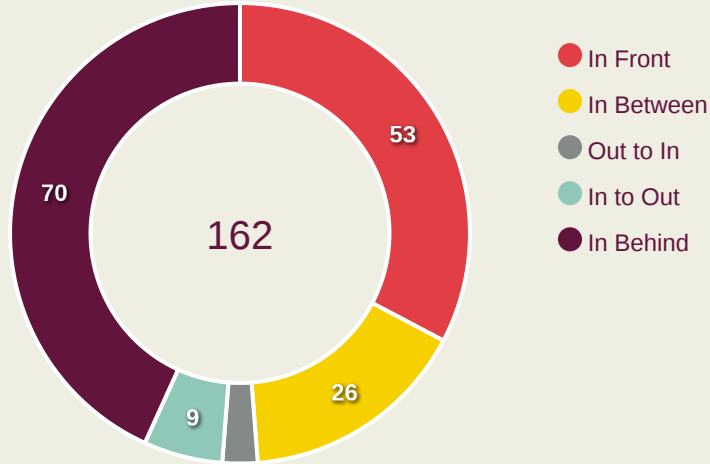
Progression Phase



Build Up Phase



All Movement Types

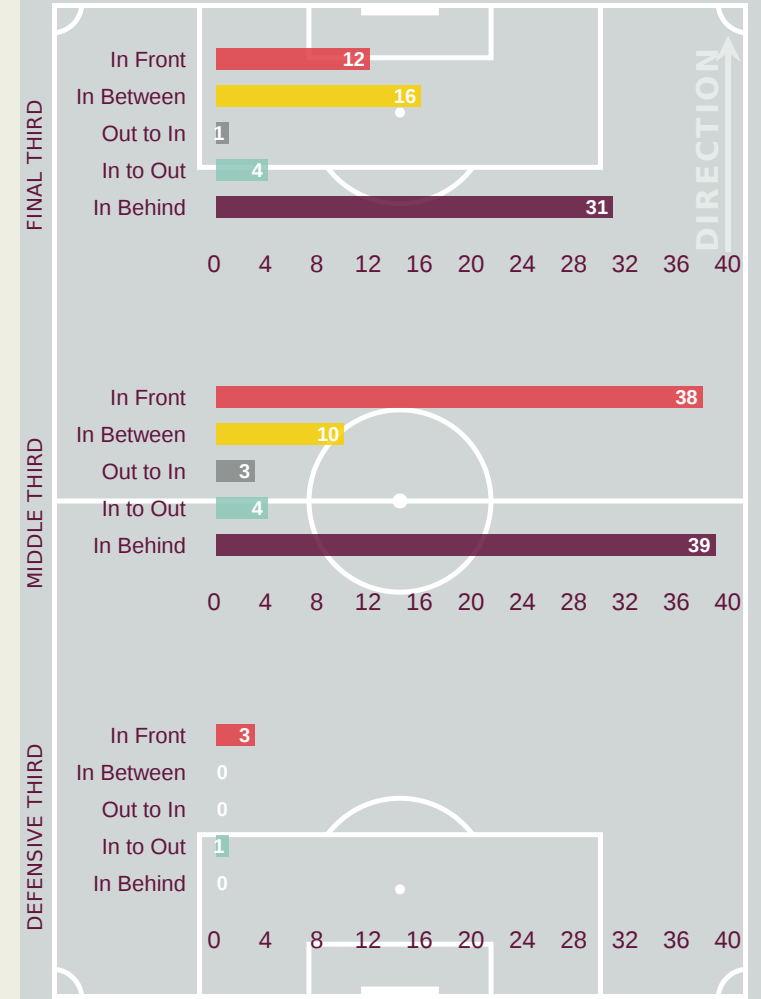


- In Front
- In Between
- Out to In
- In to Out
- In Behind

Top Ranked Players

Type	Player	Movements
In Front	6 KONE Sekou	18
In Between	3 MAKALOU Hamidou	7
Out to In	3 MAKALOU Hamidou	1
In to Out	10 TIA Ange Martial	3
In Behind	11 KANATE Ibrahim	13

Movement Types Pitch Third



OUT OF POSSESSION



U-17 WORLD CUP
INDONESIA 2023



France v Mali



Defensive Actions



56

Forced Turnovers

53

Possession Regained

4

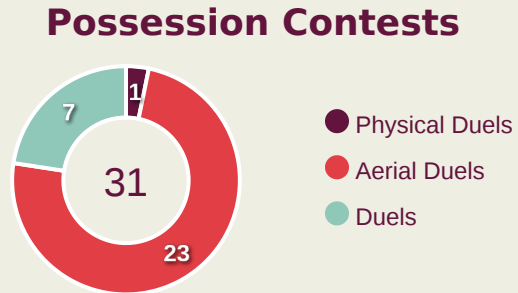
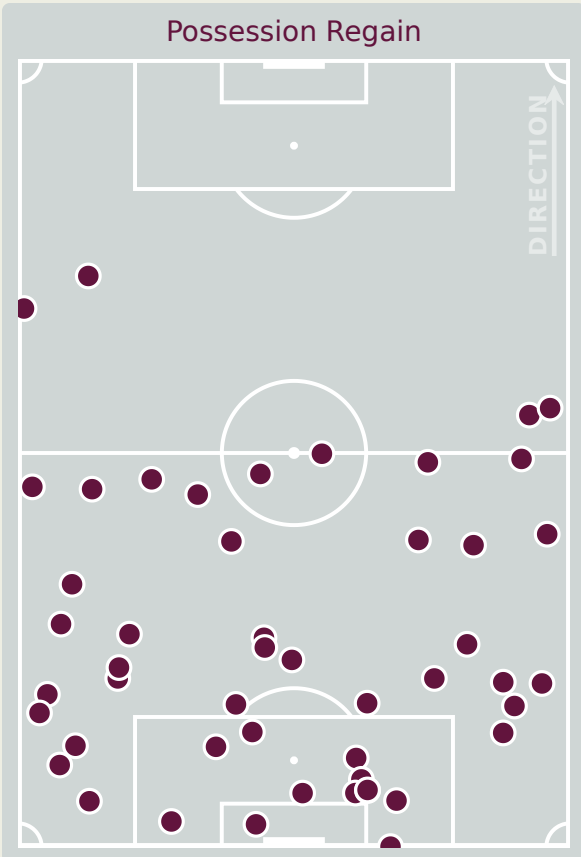
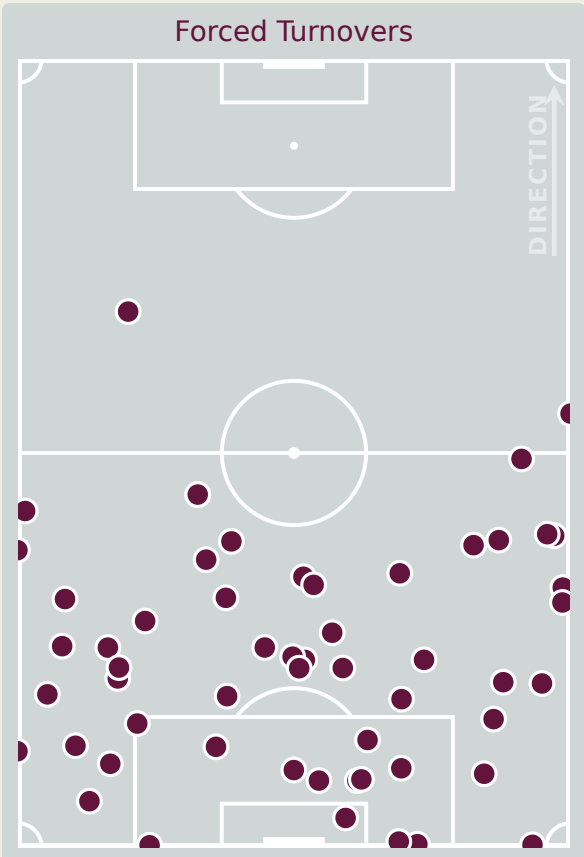
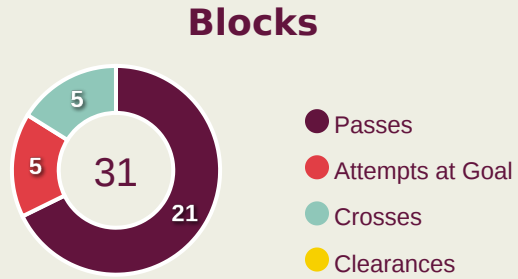
Interceptions

53

Tackles

2.71

Possession Actions / Defensive Action



Most Possession Regains

9

SADI Aymen
LEFT BACK

#	Player	Total Possession Regains
1	ARGNEY Paul	8
2	TITI Yvann	3
3	SANGUI Nhoa	0
4	MEUPIYOU Bastien	4
5	KAYI SANDA Joachim	5
9	LAMBOURDE Mathis	0
10	BOUNEB Ismail	0
11	GOMIS Tidiam	2
13	SADI Aymen	9
14	SYLLA Fode	4
20	AMOUGOU Mathis	5
6	FERRO Nolan	2
12	ZAGUE Yoram	5
15	TCHAPTCHET Arthur	2
17	DIALLO Tidiane	4
19	TINCRES Joan	0



Defensive Actions

47

Forced Turnovers

50

Possession Regained

7

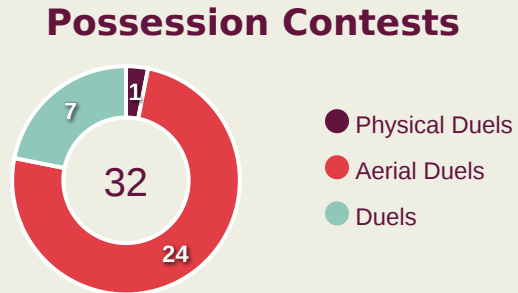
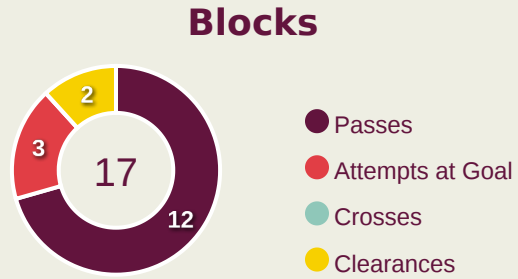
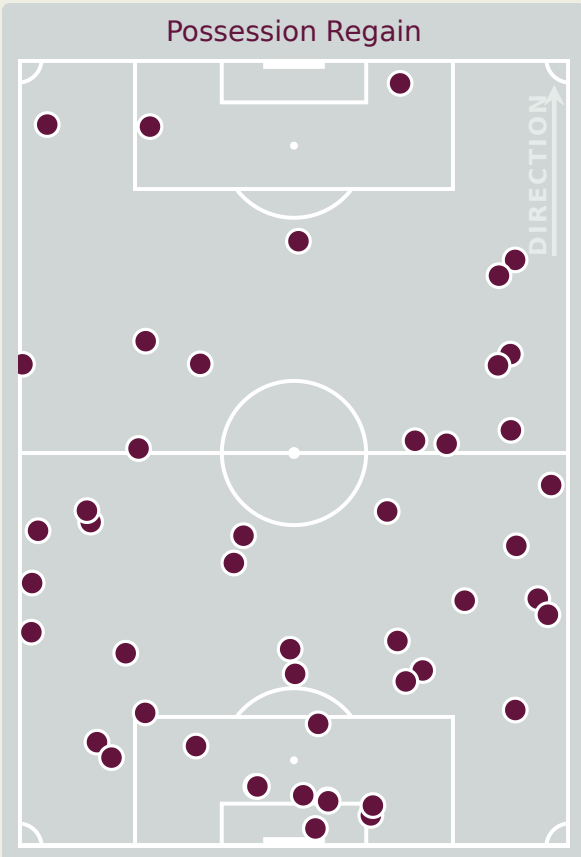
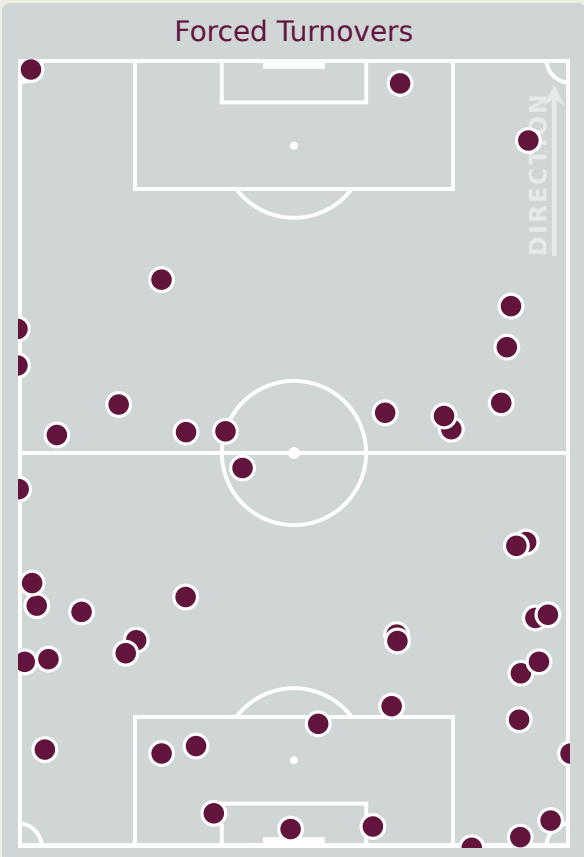
Interceptions

42

Tackles

4.37

Possession Actions / Defensive Action



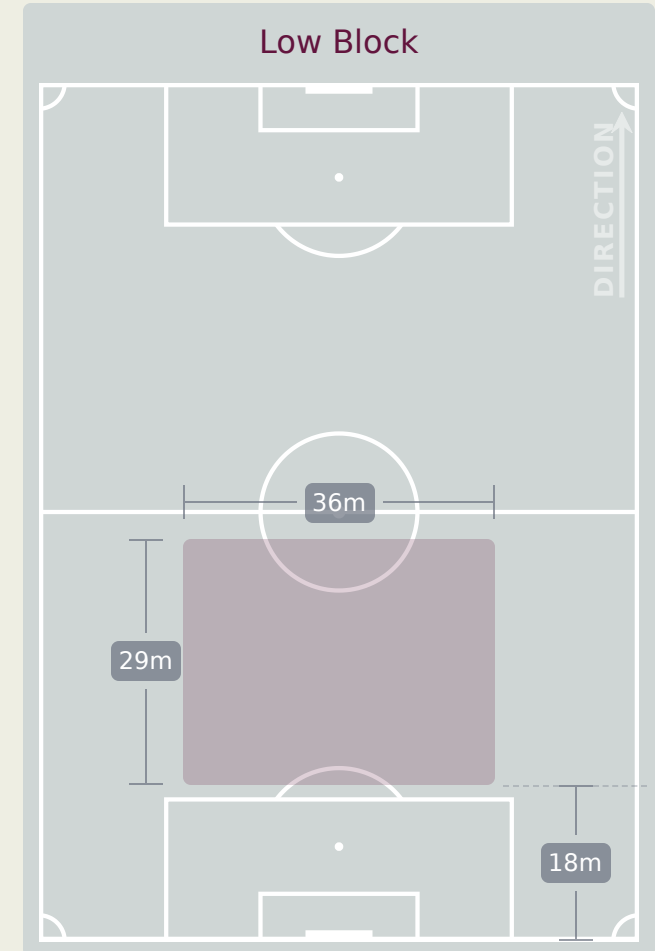
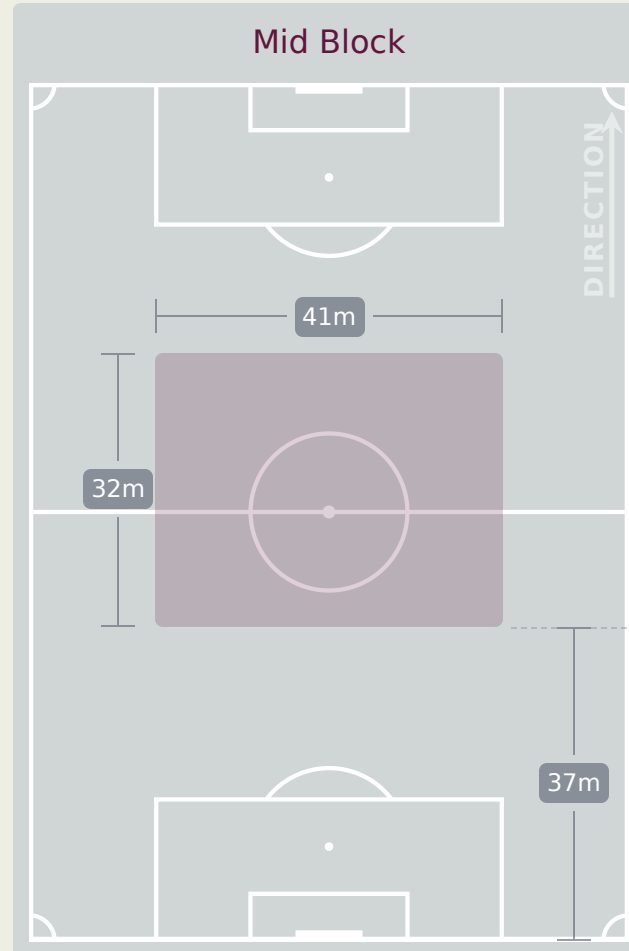
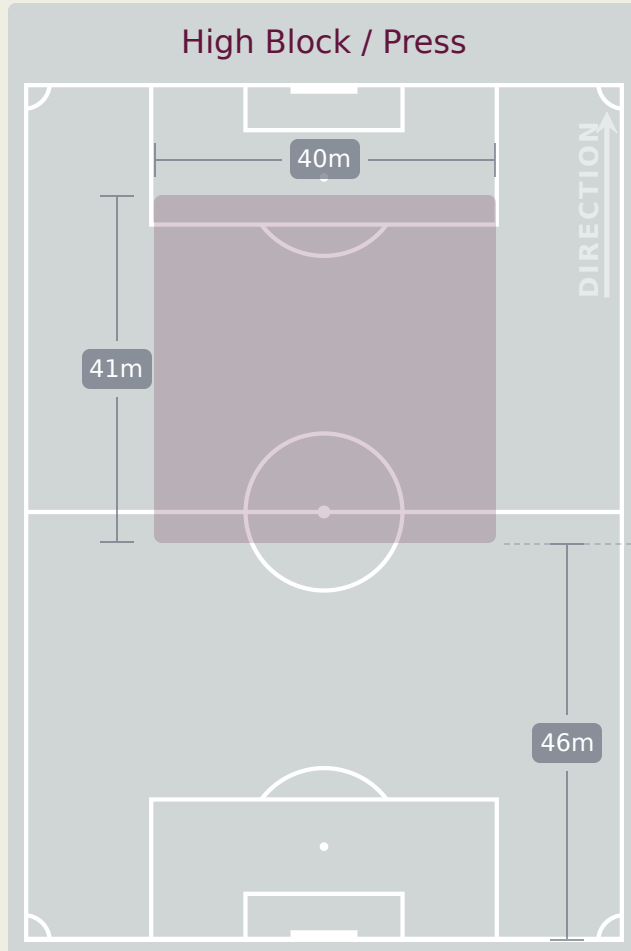
Most Possession Regains

7

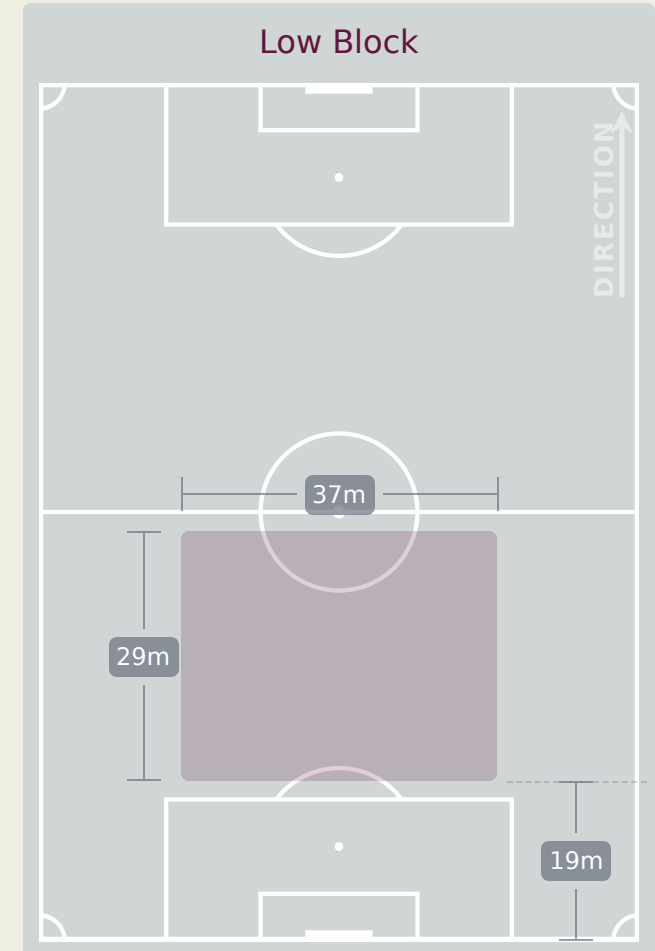
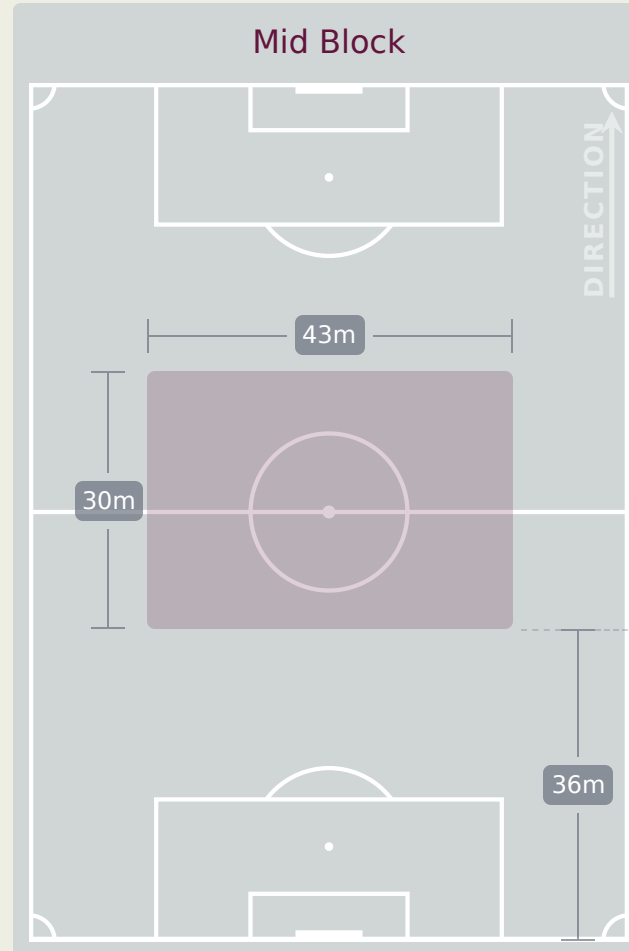
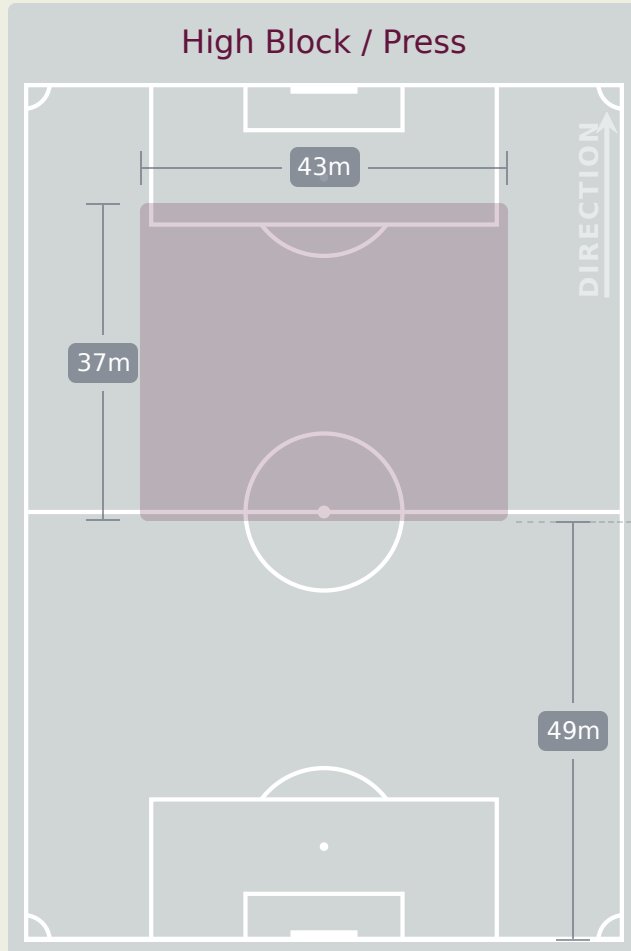
KONE Bourama
GOALKEEPER

#	Player	Total Possession Regains
1	KONE Bourama	7
2	TRAORE Moussa	6
3	MAKALOU Hamidou	2
4	SANOGO Souleymane	6
5	TRAORE Issa	7
6	KONE Sekou	5
8	DIARRA Ibrahim	4
10	TIA Ange Martial	3
11	KANATE Ibrahim	0
15	COULIBALY Baye	2
19	BARRY Mahamoud	2
9	LEINTU Salif Noah	0
12	KONE Gaoussou	3
14	THIERO Ousmane	1
17	DOUMBIA Mamadou	2
18	DIOP Moussa Massire	0

Defensive Line Height & Team Length



Defensive Line Height & Team Length



Defensive Pressure



237	Total Pressures	163
61	Direct Pressures	52
1.49s	Avg Pressure Duration	1.91s
56	Forced Turnovers	47
12.75s	Ball Recovery Time	9.75s
94	Pushing on into Pressing	62
179	Pushing on	149
36	Pressing Direction Inside	31
129	Pressing Direction Outside	91

Most Direct Pressures


9

SYLLA Fode
LEFT CENTRE MIDFIELD

Most Direct Pressures

11

KONE Sekou
DEFENSIVE MIDFIELD CENTRE



GOALKEEPING



France v Mali

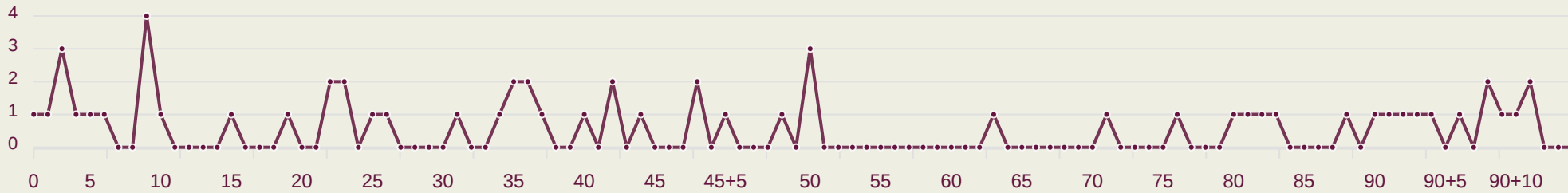


Goalkeeping Involvement



France

France GK Involvement Timeline

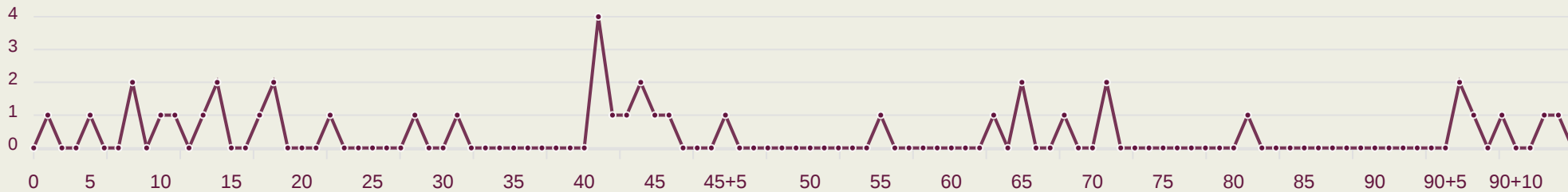


63
Total Involvements



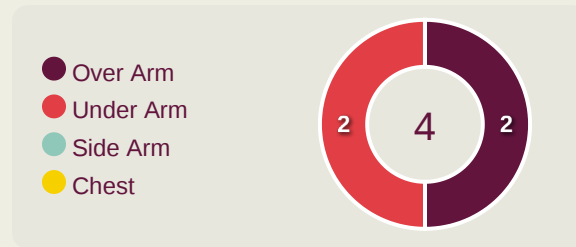
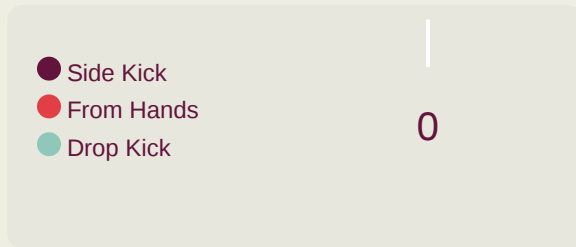
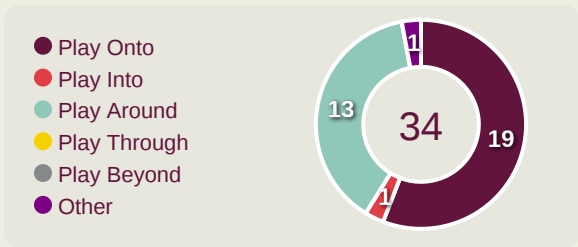
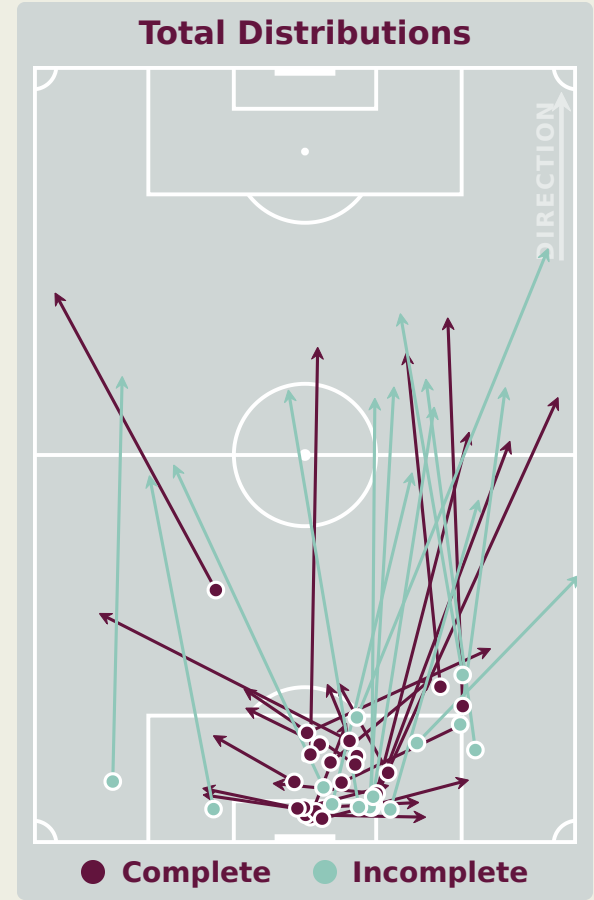
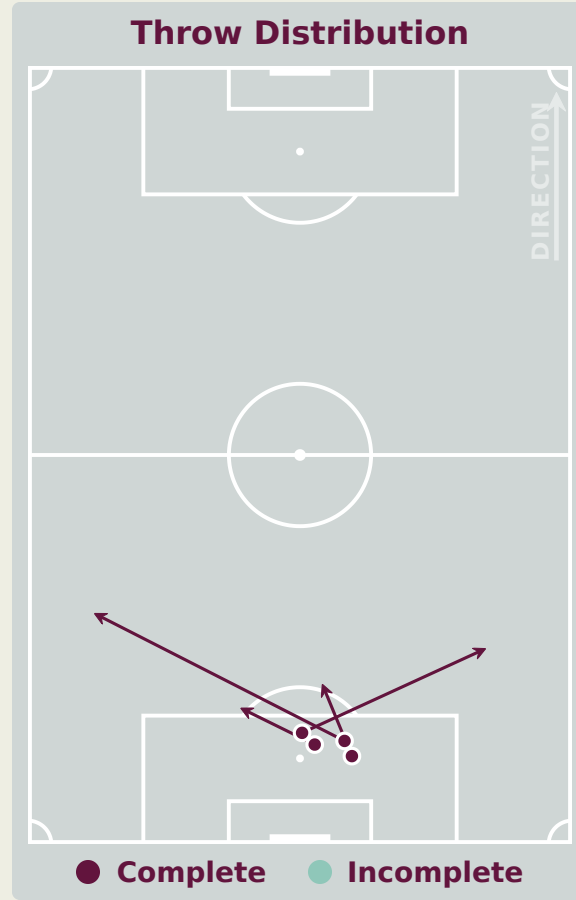
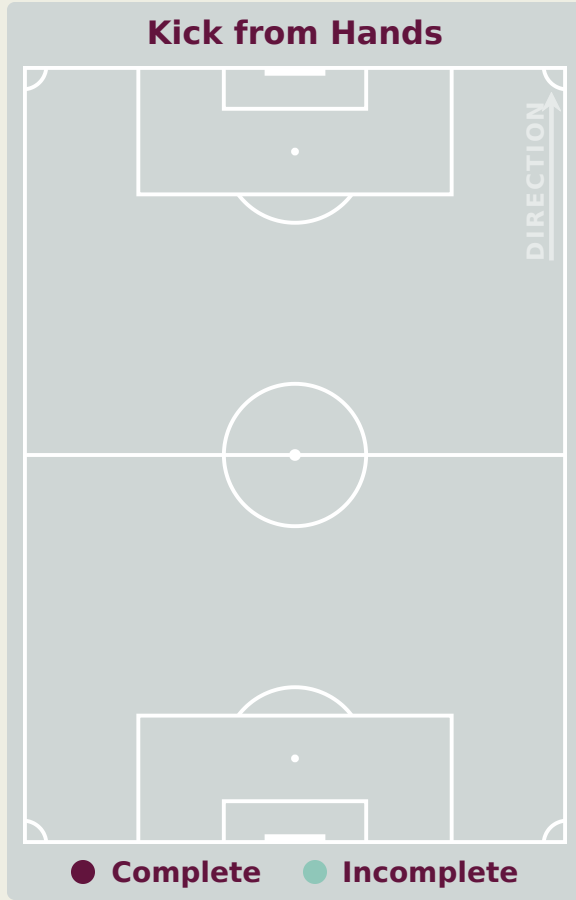
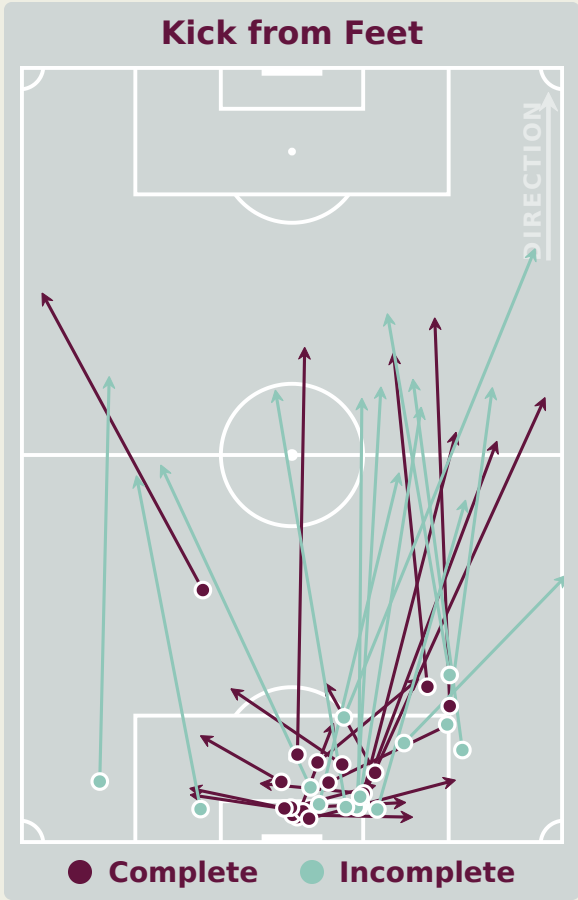
Mali

Mali GK Involvement Timeline



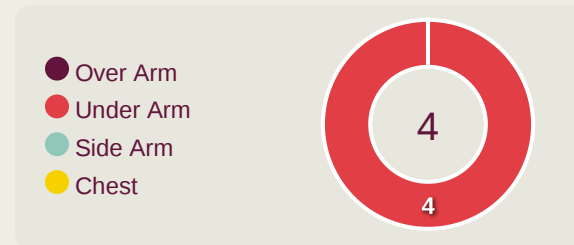
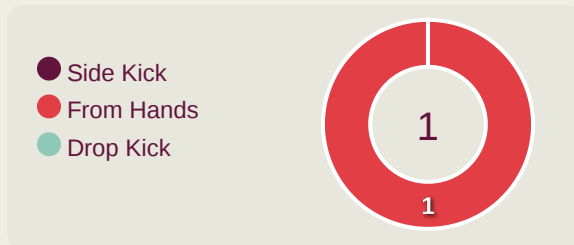
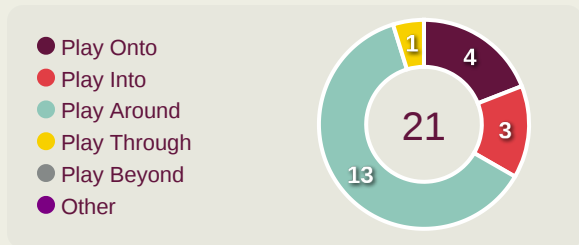
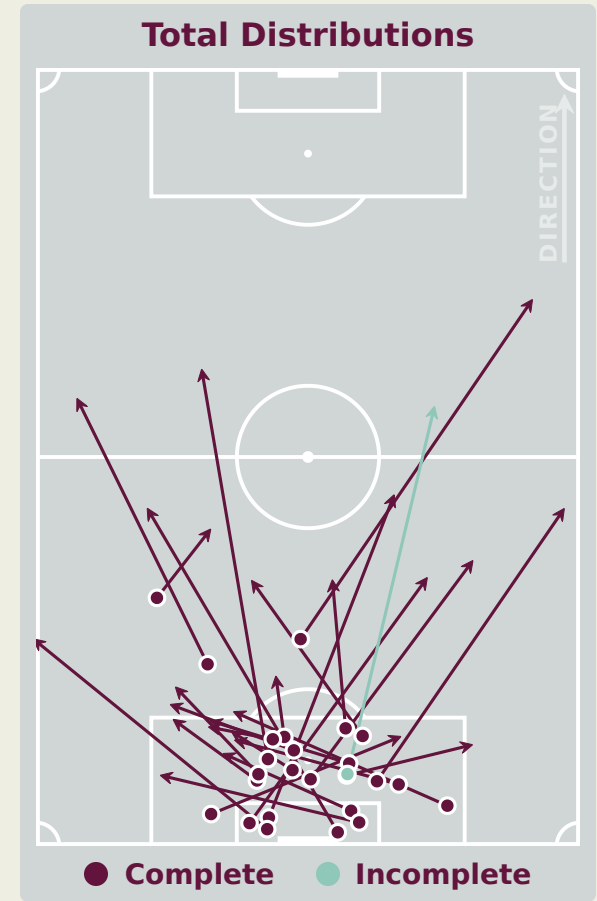
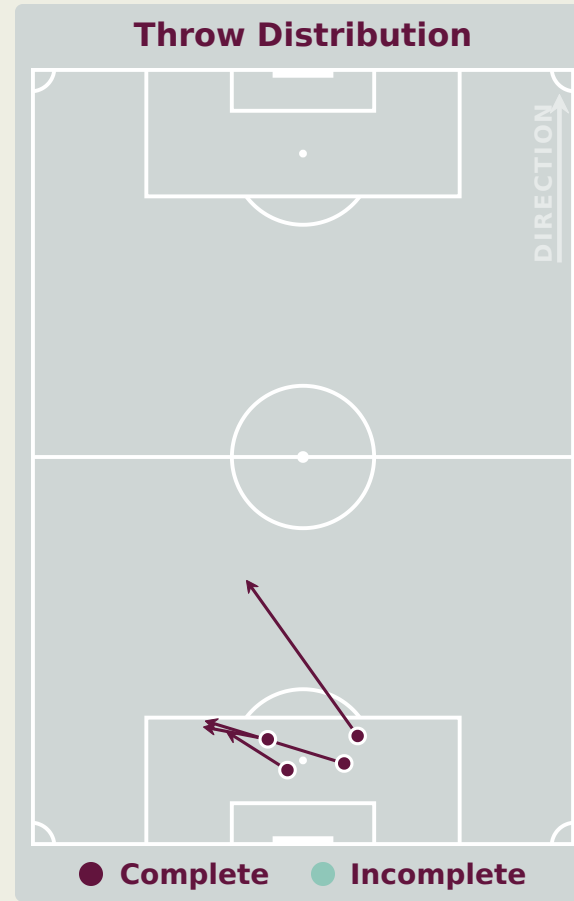
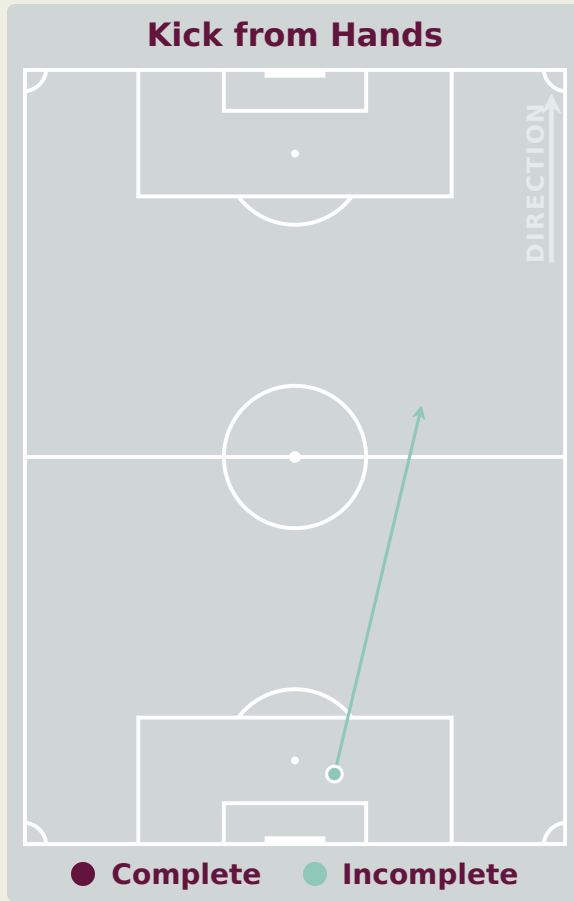
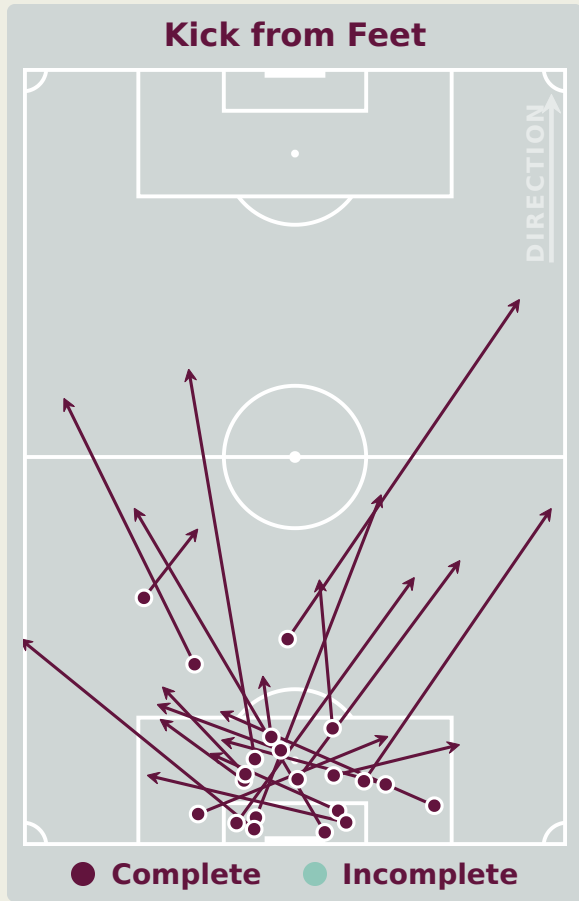
41
Total Involvements

Goalkeeping Distribution

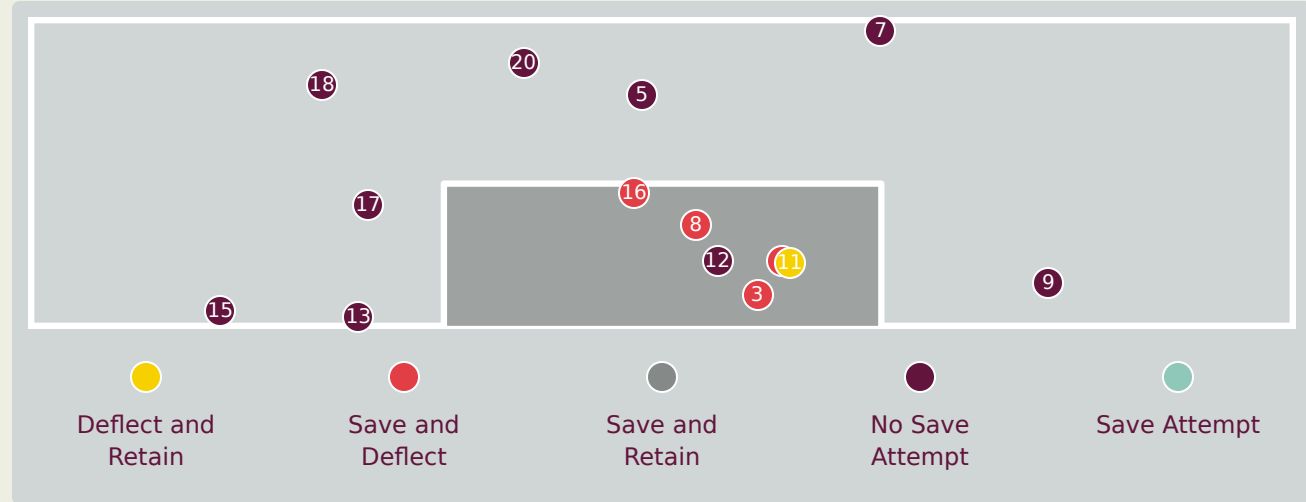
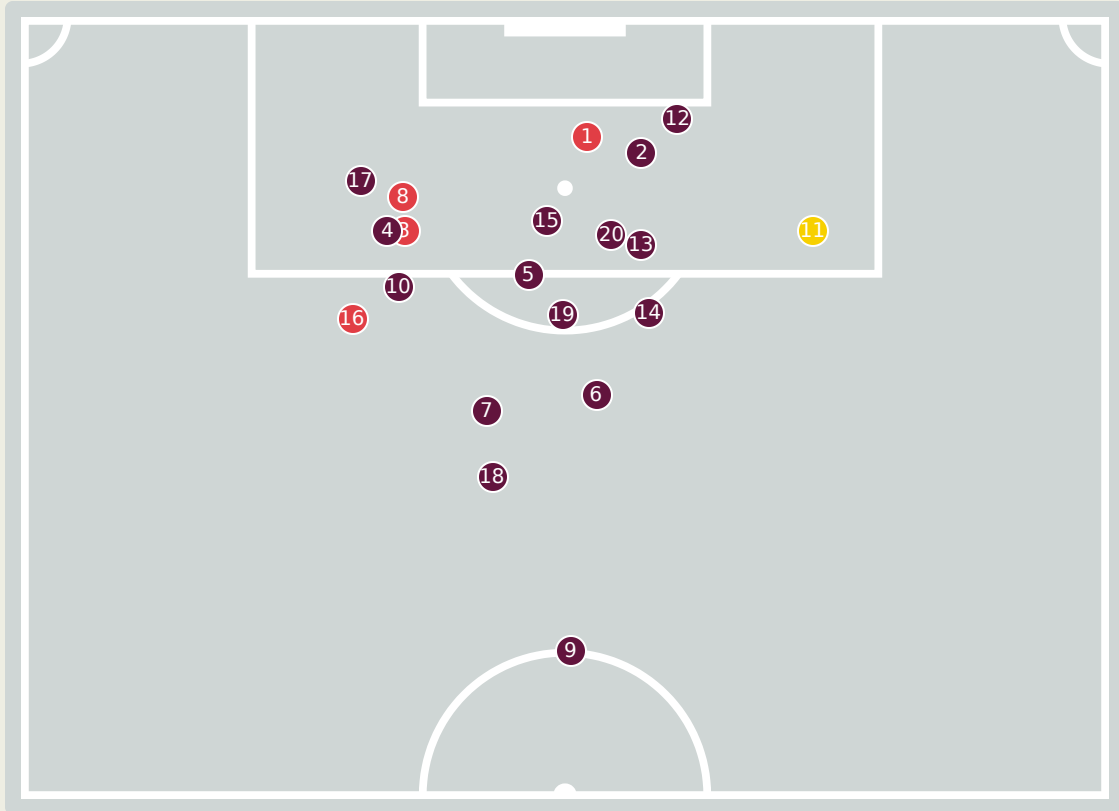




Goalkeeping Distribution

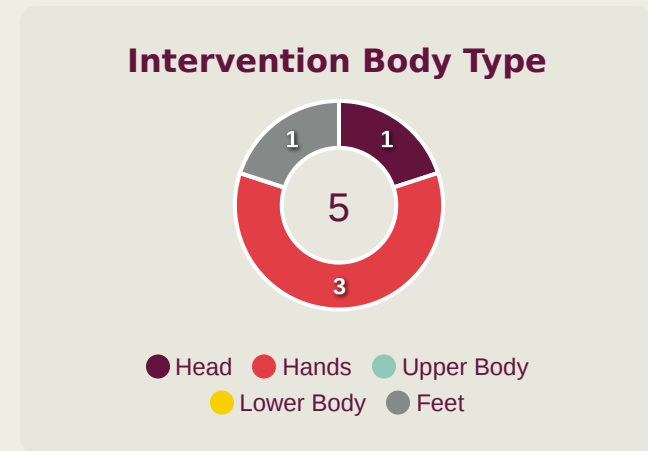
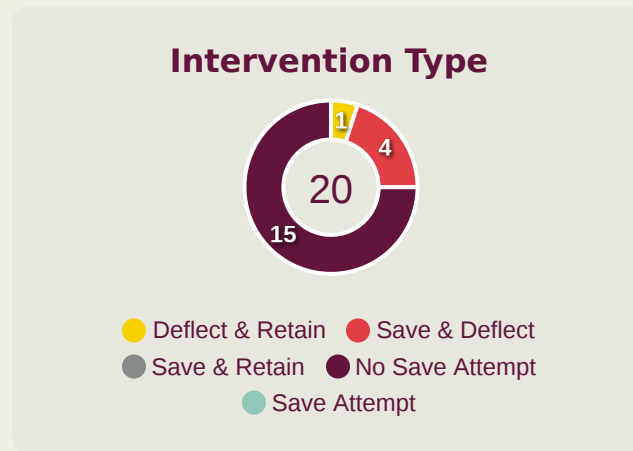


Goal Prevention



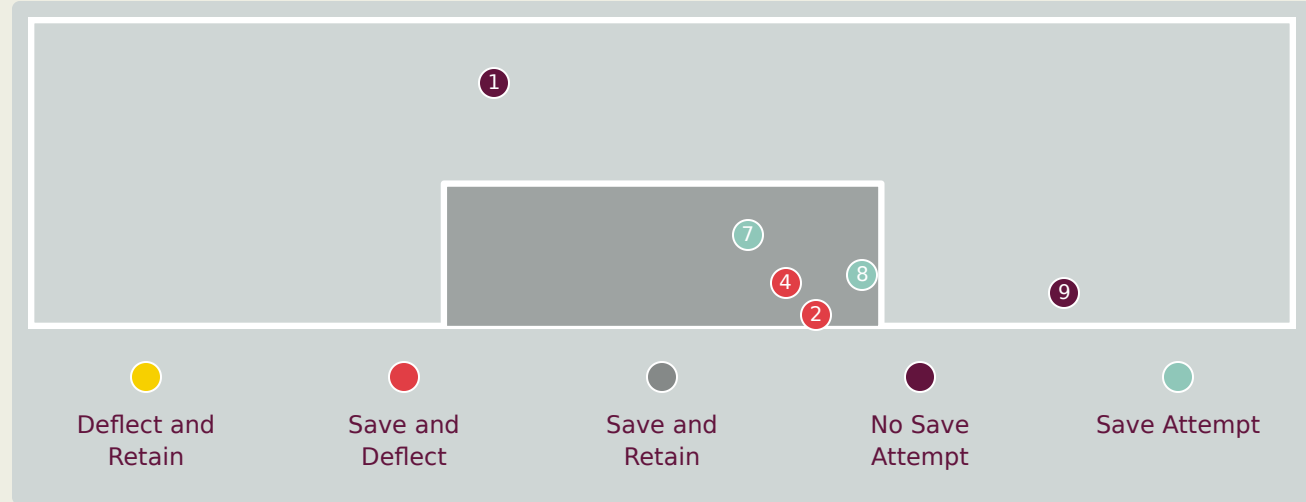
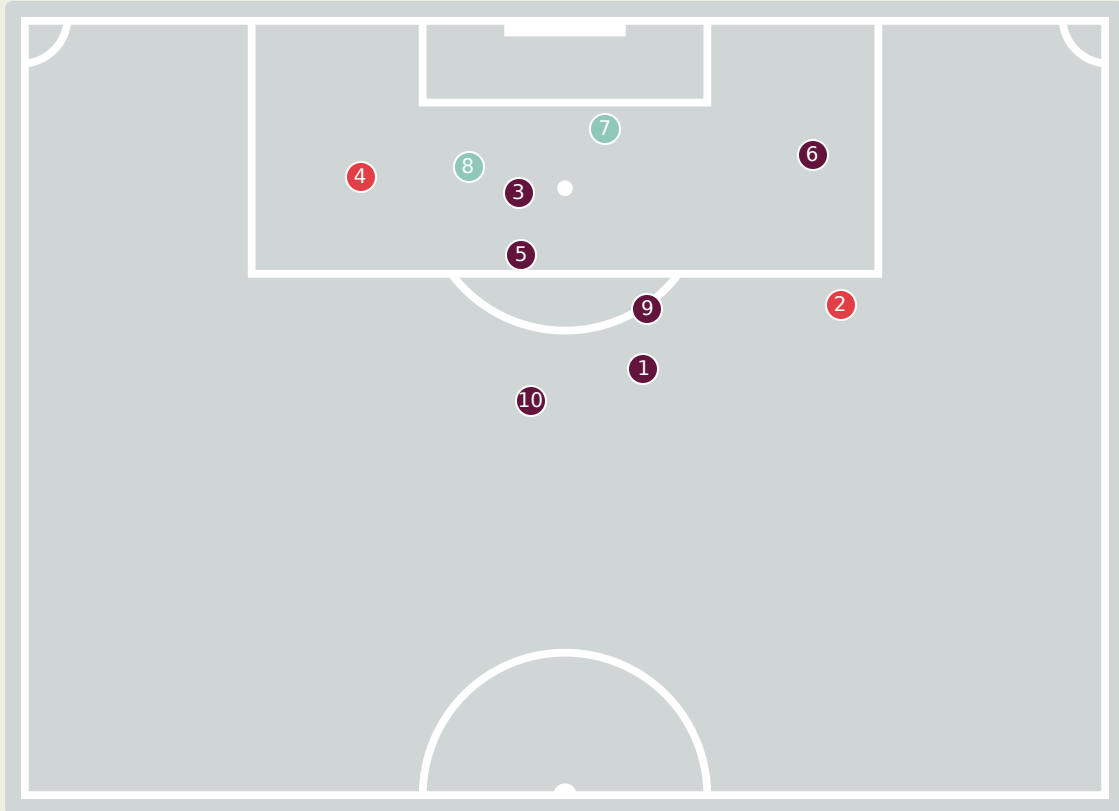
20
Total Attempts on Goal Faced

80
Save %



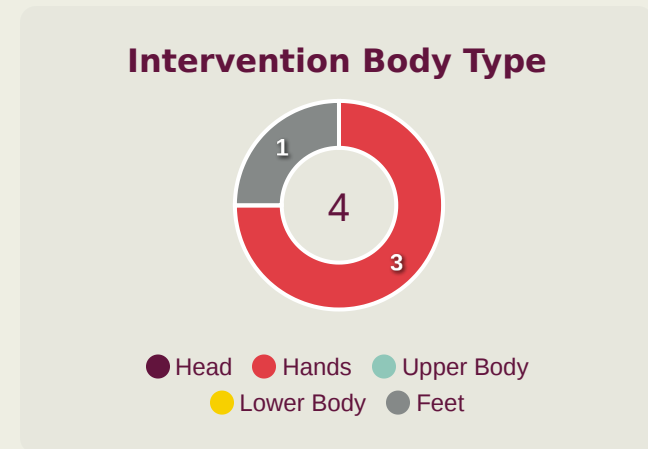
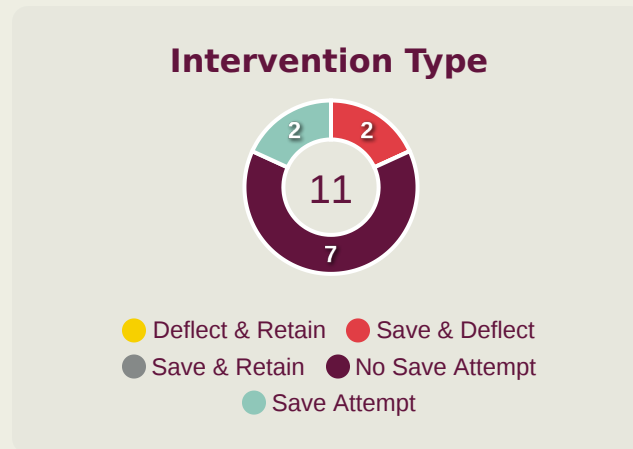
Total Attempts on Goal Faced	Total Goal Interventions	Save & Retain	Deflect & Retain	Save & Deflect	Save Attempt	No Save Attempt
20	4	0	0	4	0	15

Goal Prevention



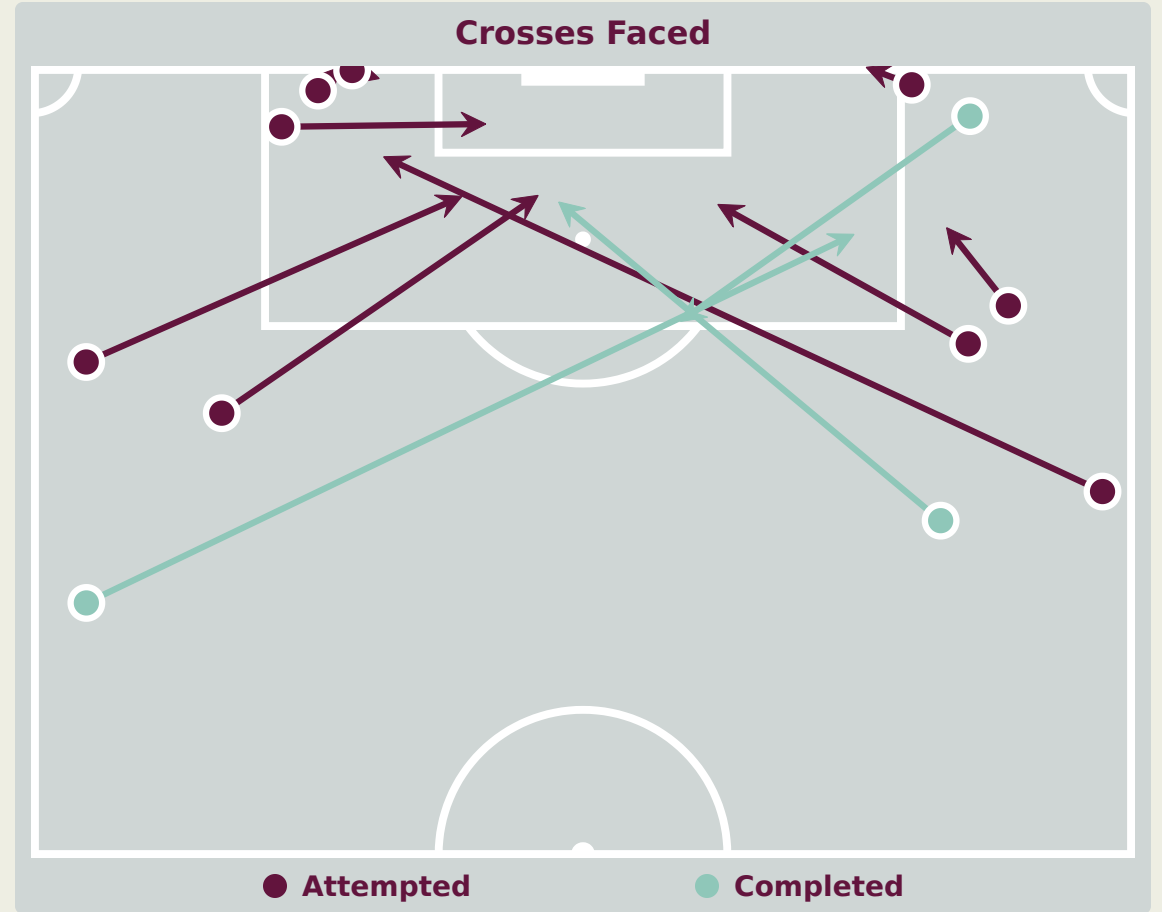
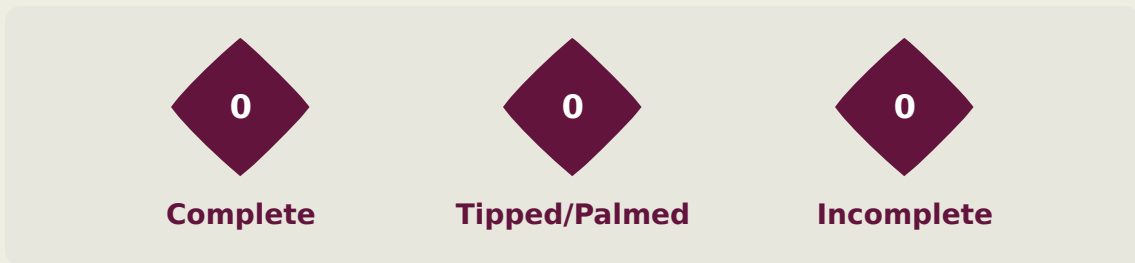
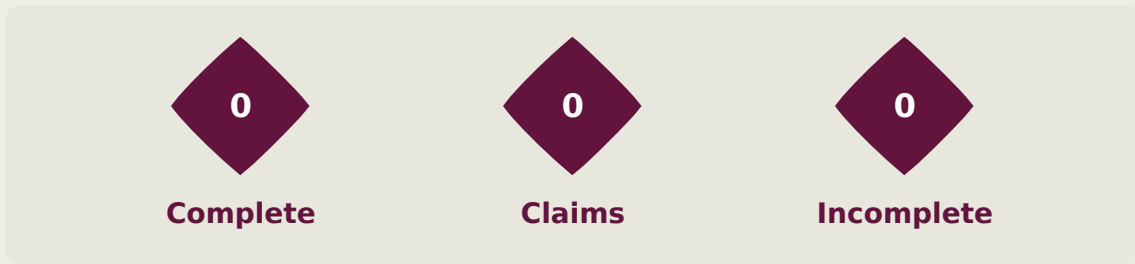
11
Total Attempts on Goal Faced

50
Save %



Total Attempts on Goal Faced	Total Goal Interventions	Save & Retain	Deflect & Retain	Save & Deflect	Save Attempt	No Save Attempt
11	2	0	0	2	2	7

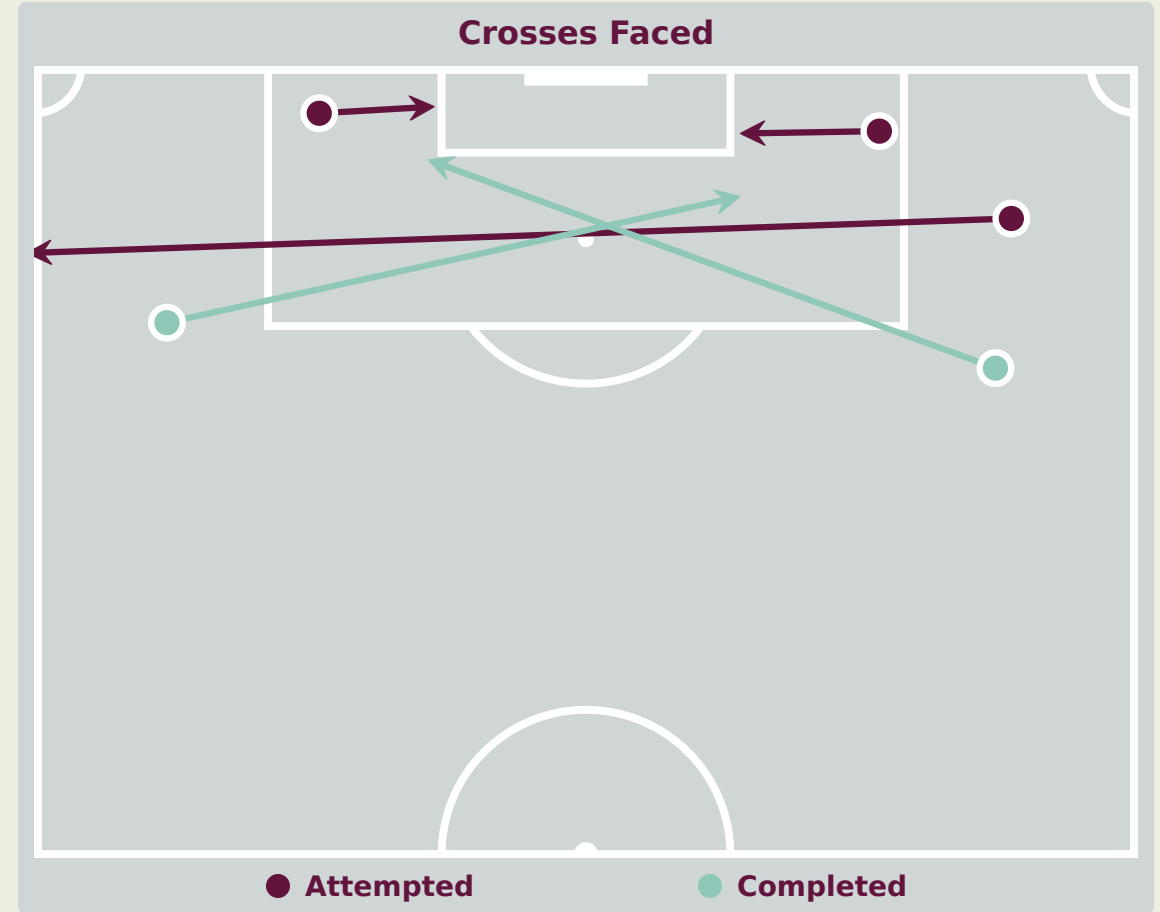
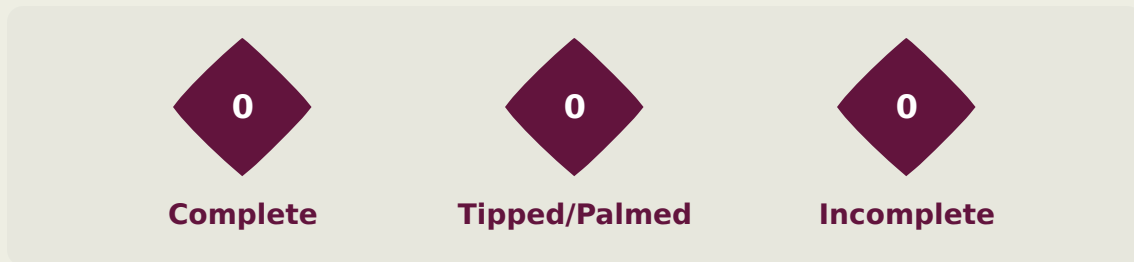
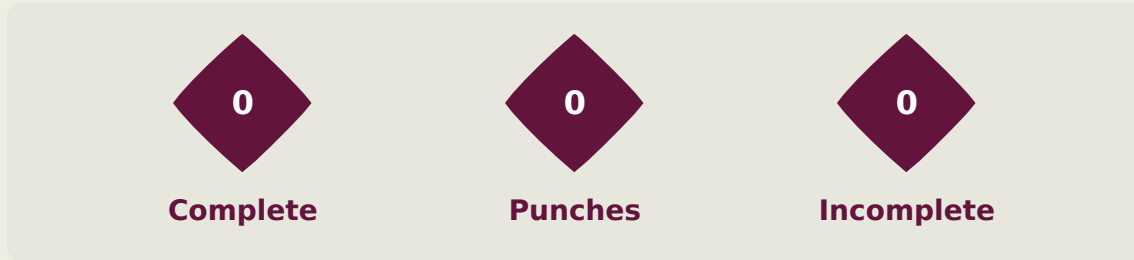
Aerial Control



Delivery Types Faced

Total	In Swing	Out Swing	Driven	Lofted	Cutback	Push
18	5	7	1	0	4	1

Aerial Control



Delivery Types Faced

Total	In Swing	Out Swing	Driven	Lofted	Cutback	Push
9	3	2	0	3	0	1

SET PLAYS



France v Mali

Set Plays - Corners



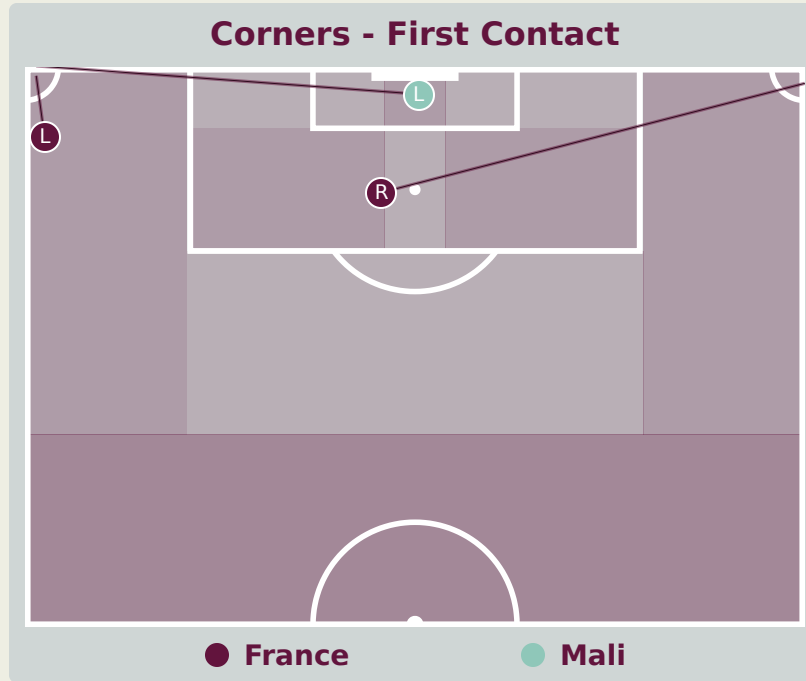
34
Total Set Plays

14
Total Free Kicks

0
Total Penalties

3
Total Corners

17
Total Throw Ins



Delivery Type	From Left Side	From Right Side	Total
Direct to Area	1	1	2
Short	1	0	1
Edge of Penalty Area	0	0	0

Delivery Style	Total
Inswing	1
Outswing	1
Driven	0

Free Kicks	
Type	Total
Direct	14
Direct (on target)	1
Direct (off target)	0
Indirect	0

First Contacts on France Crosses

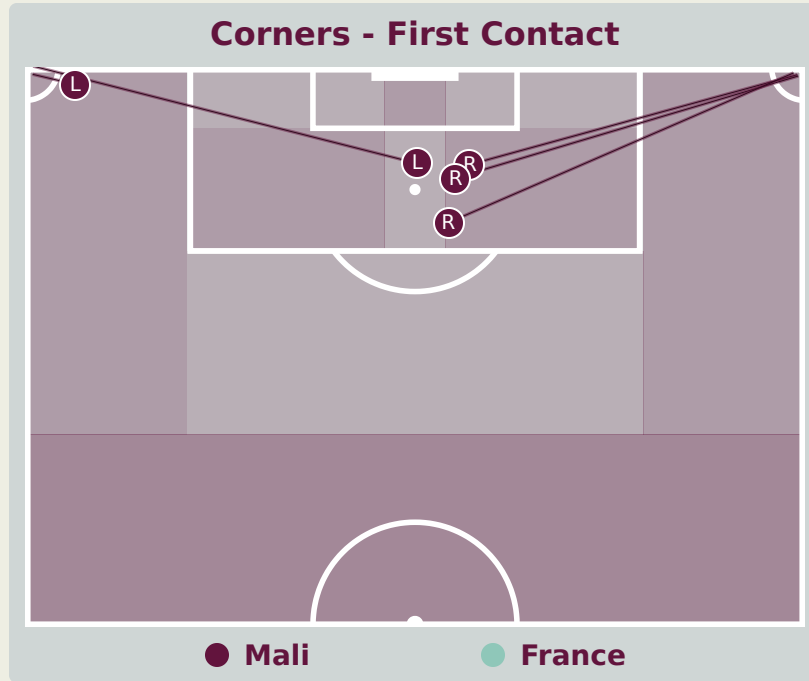
2
By France

0
By Mali

Top 5 Player First Contacts		
Player	Team	Total
GOMIS Tidiam	France	2



Set Plays - Corners



Delivery Type	From Left Side	From Right Side	Total
Direct to Area	2	3	5
Short	1	0	1
Edge of Penalty Area	0	0	0

Delivery Style	Total
Inswing	2
Outswing	3
Driven	0

Free Kicks	
Type	Total
Direct	12
Direct (on target)	1
Direct (off target)	1
Indirect	2



Top 5 Player First Contacts		
Player	Team	Total
KONE Sekou	Mali	2
MAKALOU Hamidou	Mali	1
TRAORE Issa	Mali	1
DIARRA Ibrahim	Mali	1

INDIVIDUAL DATA IN POSSESSION



France v Mali



In Possession - Distributions



#	Player	Passes Attempted	Passes Completed	Pass Completion %	Switches of Play	Crosses Attempted	Crosses Completed	Line Breaks Attempted	Line Breaks Completed	Line Break Completion %	Ball Progressions	Take Ons	Step Ins	Attempts at Goal	Goals
1	ARGNEY Paul	38	24	63%	0	0	0	19	9	47%	0	0	0	0	0
2	TITI Yvann	24	17	71%	0	1	0	11	7	63%	1	0	1	1	1
3	SANGUI Nhoa	12	9	75%	0	3	1	1	0	0%	1	1	0	0	0
4	MEUPIYOU Bastien	36	27	75%	0	0	0	18	9	50%	3	0	3	0	0
5	KAYI SANDA Joachim	31	30	97%	0	0	0	7	7	100%	0	0	0	0	0
9	LAMBOURDE Mathis	14	11	79%	0	0	0	0	0	0%	3	3	0	2	0
10	BOUNEB Ismail	30	26	87%	0	3	2	3	3	100%	0	0	0	1	1
11	GOMIS Tidiam	24	18	75%	0	1	0	4	2	50%	11	6	5	4	0
13	SADI Aymen	37	32	86%	0	0	0	10	6	60%	2	0	2	0	0
14	SYLLA Fode	27	25	93%	0	0	0	8	7	87%	2	1	1	1	0
20	AMOUGOU Mathis	43	40	93%	0	0	0	11	8	72%	0	0	0	0	0
6	FERRO Nolan	3	3	100%	0	1	1	1	1	100%	0	0	0	1	0
12	ZAGUE Yoram	16	11	69%	0	0	0	8	6	75%	0	0	0	0	0
15	TCHAPTCHET Arthur	3	2	67%	0	0	0	1	1	100%	0	0	0	0	0
17	DIALLO Tidiane	13	12	92%	0	0	0	2	2	100%	2	1	1	0	0
19	TINCRES Joan	4	3	75%	0	0	0	0	0	0%	0	0	0	0	0

In Possession - Offers & Receptions



			Offer movement types						
#	Player	Total Offers	In Front	In Between	Out to In	In to Out	In Behind	No Movement	Offers Received
1	ARGNEY Paul	2	0	0	0	0	0	2	1
2	TITI Yvann	11	4	0	1	0	2	4	5
3	SANGUI Nhoa	7	0	1	0	0	3	3	5
4	MEUPIYOU Bastien	0	0	0	0	0	0	0	0
5	KAYI SANDA Joachim	3	0	0	0	0	0	3	1
9	LAMBOURDE Mathis	27	0	9	0	0	17	1	8
10	BOUNEB Ismail	21	2	10	0	3	5	1	8
11	GOMIS Tidiam	53	1	5	2	1	30	14	17
13	SADI Aymen	9	0	0	0	0	3	6	4
14	SYLLA Fode	37	10	15	0	5	2	5	15
20	AMOUGOU Mathis	6	5	1	0	0	0	0	2
6	FERRO Nolan	4	1	1	0	0	1	1	1
12	ZAGUE Yoram	7	2	0	0	1	2	2	2
15	TCHAPTCHET Arthur	2	0	0	0	1	0	1	0
17	DIALLO Tidiane	14	1	2	1	0	6	4	9
19	TINCRES Joan	5	0	2	0	0	3	0	1



In Possession - Distributions

#	Player	Passes Attempted	Passes Completed	Pass Completion %	Switches of Play	Crosses Attempted	Crosses Completed	Line Breaks Attempted	Line Breaks Completed	Line Break Completion %	Ball Progressions	Take Ons	Step Ins	Attempts at Goal	Goals
1	KONE Bourama	26	25	96%	0	0	0	9	8	88%	0	0	0	0	0
2	TRAORE Moussa	48	39	81%	0	2	0	15	11	73%	3	2	1	0	0
3	MAKALOU Hamidou	38	28	74%	0	5	1	16	9	56%	4	0	4	2	0
4	SANOGO Souleymane	26	22	85%	0	2	1	6	5	83%	2	0	2	0	0
5	TRAORE Issa	56	53	95%	0	0	0	16	13	81%	0	0	0	1	0
6	KONE Sekou	47	43	91%	0	0	0	10	9	90%	0	0	0	3	0
8	DIARRA Ibrahim	20	11	55%	0	0	0	2	1	50%	1	0	1	5	1
10	TIA Ange Martial	25	23	92%	0	4	3	8	6	75%	0	0	0	1	0
11	KANATE Ibrahim	11	11	100%	0	0	0	0	0	0%	1	1	0	2	0
15	COULIBALY Baye	28	26	93%	0	1	1	7	6	85%	0	0	0	0	0
19	BARRY Mahamoud	31	26	84%	0	0	0	12	8	66%	11	7	4	2	0
9	LEINTU Salif Noah	5	4	80%	0	0	0	2	1	50%	0	0	0	0	0
12	KONE Gaoussou	18	18	100%	0	2	1	5	5	100%	0	0	0	1	0
14	THIERO Ousmane	9	8	89%	0	0	0	2	1	50%	0	0	0	0	0
17	DOUMBIA Mamadou	10	6	60%	0	1	0	2	0	0%	1	1	0	2	0
18	DIOP Moussa Massire	9	7	78%	0	1	0	4	2	50%	0	0	0	1	0



In Possession - Offers & Receptions

			Offer movement types						
#	Player	Total Offers	In Front	In Between	Out to In	In to Out	In Behind	No Movement	Offers Received
1	KONE Bourama	0	0	0	0	0	0	0	0
2	TRAORE Moussa	9	0	0	0	0	6	3	5
3	MAKALOU Hamidou	28	6	7	1	1	11	2	13
4	SANOGO Souleymane	11	2	1	1	0	4	3	4
5	TRAORE Issa	7	2	0	0	0	0	5	4
6	KONE Sekou	21	18	1	0	0	1	1	13
8	DIARRA Ibrahim	11	1	2	1	1	4	2	4
10	TIA Ange Martial	24	10	4	0	3	6	1	11
11	KANATE Ibrahim	18	0	3	0	1	13	1	6
15	COULIBALY Baye	22	2	0	0	0	0	20	6
19	BARRY Mahamoud	34	7	3	1	2	11	10	14
9	LEINTU Salif Noah	0	0	0	0	0	0	0	0
12	KONE Gaoussou	9	3	0	0	0	6	0	4
14	THIERO Ousmane	4	2	0	0	1	1	0	1
17	DOUMBIA Mamadou	12	0	5	0	0	7	0	5
18	DIOP Moussa Massire	1	0	0	0	0	0	1	0

INDIVIDUAL DATA OUT OF POSSESSION



U-17 WORLD CUP
INDONESIA 2023



France v Mali



Out of Possession



#	Player	Tackles Made / Won	Blocks	Interceptions	Pressing Direct	Pressing Indirect	Duels Won - Aerial	Duels Won - Physical	Possession Contests won	Clearances	Loose Ball Receptions	Pushing On	Pushing On into Pressing	Possession Regains	Possession Interrupted
1	ARGNEY Paul	0 / 0	0	0	0	0	0	0	0	0	4	0	0	8	0
2	TITI Yvann	2 / 0	2	0	5	1	1	0	1	2	2	20	4	3	3
3	SANGUI Nhoa	1 / 0	1	0	4	8	0	0	0	0	4	7	5	0	1
4	MEUPIYOU Bastien	4 / 1	6	1	3	4	1	0	1	3	3	1	0	4	7
5	KAYI SANDA Joachim	4 / 2	1	1	4	3	0	0	0	3	3	11	4	5	2
9	LAMBOURDE Mathis	1 / 0	0	0	1	26	3	1	4	0	1	18	16	0	0
10	BOUNEB Ismail	3 / 0	1	0	4	31	0	0	0	0	3	3	2	0	1
11	GOMIS Tidiam	3 / 0	2	0	4	34	0	0	0	0	9	29	26	2	1
13	SADI Aymen	6 / 1	10	0	8	8	1	0	2	5	3	31	5	9	8
14	SYLLA Fode	7 / 0	5	0	9	25	0	0	0	2	2	20	11	4	4
20	AMOUGOU Mathis	6 / 2	1	0	6	7	1	0	1	3	6	10	7	5	2
6	FERRO Nolan	3 / 1	1	0	2	5	0	0	0	0	1	6	2	2	1
12	ZAGUE Yoram	8 / 1	0	1	5	2	0	0	0	3	3	10	4	5	3
15	TCHAPCHET Arthur	1 / 0	2	0	0	1	1	0	1	0	0	3	0	2	0
17	DIALLO Tidiane	4 / 2	0	1	6	15	0	0	0	1	3	8	7	4	2
19	TINCRES Joan	0 / 0	0	0	0	6	0	0	0	0	1	2	1	0	0



Out of Possession

#	Player	Tackles Made / Won	Blocks	Interceptions	Pressing Direct	Pressing Indirect	Duels Won - Aerial	Duels Won - Physical	Possession Contests won	Clearances	Loose Ball Receptions	Pushing On	Pushing On into Pressing	Possession Regains	Possession Interrupted
1	KONE Bourama	0 / 0	0	0	0	0	0	0	0	1	6	0	0	7	0
2	TRAORE Moussa	4 / 1	4	1	6	6	1	0	1	1	3	14	7	6	3
3	MAKALOU Hamidou	5 / 0	2	1	8	26	1	0	1	0	7	32	17	2	2
4	SANOGO Souleymane	3 / 0	1	1	2	3	2	0	2	3	4	17	2	6	1
5	TRAORE Issa	4 / 0	3	1	4	2	1	0	1	4	7	5	1	7	0
6	KONE Sekou	7 / 0	1	1	11	24	3	0	4	3	11	28	12	5	3
8	DIARRA Ibrahim	1 / 1	1	0	2	6	2	0	3	0	3	10	1	4	0
10	TIA Ange Martial	2 / 0	0	1	1	4	1	0	1	0	3	5	1	3	0
11	KANATE Ibrahim	1 / 0	1	0	2	10	0	0	0	0	5	11	4	0	0
15	COULIBALY Baye	4 / 0	1	1	3	6	0	0	1	1	6	9	4	2	2
19	BARRY Mahamoud	1 / 1	2	0	3	10	1	0	2	0	3	4	3	2	0
9	LEINTU Salif Noah	0 / 0	0	0	0	4	0	0	0	0	1	1	1	0	0
12	KONE Gaoussou	1 / 0	0	0	2	1	1	0	2	1	3	4	3	3	1
14	THIERO Ousmane	3 / 1	0	0	5	5	0	0	0	0	2	5	5	1	0
17	DOUMBIA Mamadou	1 / 1	1	0	0	2	2	0	2	0	2	3	0	2	0
18	DIOP Moussa Massire	5 / 0	0	0	3	2	0	0	1	0	2	1	1	0	3

INDIVIDUAL DATA PHYSICAL



France v Mali



Physical Data

France



#	Player	Total Distance (m)	Zone 1: 0-7 km/h (m)	Zone 2: 7-15 km/h (m)	Zone 3: 15-20 km/h (m)	Zone 4: 20-25 km/h (m)	Zone 5: 25+ km/h (m)	High Speed Runs (Zone 4)	Sprints (Zone 5)	Top Speed (km/h)
1	ARGNEY Paul	5458.0	4021.4	1248.8	141.9	33.8	12.0	18.0	4.0	27.5
2	TITI Yvann	5755.6	2385.7	2165.3	593.4	414.4	196.3	56.0	29.0	33.0
3	SANGUI Nhoa	5402.2	2247.3	1959.9	663.4	386.3	145.9	60.0	29.0	32.5
4	MEUPIYOU Bastien	9249.0	4201.8	3753.2	811.1	341.3	141.5	73.0	27.0	31.9
5	KAYI SANDA Joachim	9264.4	3730.8	4193.0	816.2	411.3	113.0	86.0	32.0	31.4
9	LAMBOURDE Mathis	8031.1	3008.4	3310.4	1044.0	523.6	144.6	83.0	37.0	31.2
10	BOUNEB Ismail	10201.5	3063.5	4935.5	1475.1	613.1	114.3	114.0	39.0	29.0
11	GOMIS Tidiam	10148.4	4399.3	3331.7	1065.6	940.8	411.0	110.0	77.0	32.7
13	SADI Aymen	9892.4	3738.3	4221.1	1165.3	535.2	231.5	97.0	41.0	31.8
14	SYLLA Fode	9699.1	3285.1	4121.2	1658.5	564.5	69.8	124.0	41.0	28.8
20	AMOUGOU Mathis	10482.8	3526.4	4641.8	1544.1	593.3	177.2	143.0	49.0	31.1
6	FERRO Nolan	1871.4	428.4	820.8	334.2	192.9	95.1	27.0	14.0	30.2
12	ZAGUE Yoram	3746.7	1554.9	1197.8	345.8	375.0	272.8	38.0	25.0	33.5
15	TCHAPTCHET Arthur	1522.4	498.8	607.3	266.6	84.3	65.5	22.0	10.0	29.2
17	DIALLO Tidiane	5305.1	1893.9	1860.0	815.4	504.5	231.3	74.0	36.0	32.7
19	TINCRES Joan	2185.9	701.9	862.6	438.1	134.2	49.2	38.0	12.0	29.0



Physical Data

#	Player	Total Distance (m)	Zone 1: 0-7 km/h (m)	Zone 2: 7-15 km/h (m)	Zone 3: 15-20 km/h (m)	Zone 4: 20-25 km/h (m)	Zone 5: 25+ km/h (m)	High Speed Runs (Zone 4)	Sprints (Zone 5)	Top Speed (km/h)
1	KONE Bourama	4423.5	3211.4	1016.1	128.7	33.6	34.1	17.0	4.0	28.7
2	TRAORE Moussa	6779.1	2626.2	2723.2	759.3	524.7	145.8	73.0	41.0	31.9
3	MAKALOU Hamidou	11381.8	3949.5	4616.5	1781.3	697.7	336.9	138.0	57.0	32.5
4	SANOGO Souleymane	5587.3	2233.2	2179.1	686.7	317.9	170.4	64.0	26.0	29.9
5	TRAORE Issa	9331.0	3990.0	3657.8	1040.4	449.8	193.2	105.0	39.0	31.4
6	KONE Sekou	11173.0	3881.5	4426.7	1688.2	822.3	354.2	128.0	58.0	32.5
8	DIARRA Ibrahim	6469.1	2690.5	2497.1	816.4	414.7	51.1	68.0	31.0	28.6
10	TIA Ange Martial	7441.7	2131.3	3422.5	1283.7	484.5	120.6	99.0	36.0	30.2
11	KANATE Ibrahim	8832.2	3227.3	3632.7	1069.6	604.1	299.4	93.0	48.0	34.4
15	COULIBALY Baye	8425.8	3056.0	3523.7	1072.6	594.0	180.3	97.0	40.0	32.5
19	BARRY Mahamoud	10520.2	3769.4	4406.9	1310.8	734.3	298.8	115.0	51.0	31.7
9	LEINTU Salif Noah	1961.8	685.3	696.8	361.8	142.2	75.5	31.0	8.0	29.1
12	KONE Gaoussou	4322.9	1561.0	1401.9	705.9	490.6	163.4	55.0	30.0	31.4
14	THIERO Ousmane	1965.3	601.6	778.4	377.7	148.8	59.0	31.0	10.0	28.1
17	DOUMBIA Mamadou	4309.6	1663.1	1884.6	359.4	286.6	115.9	38.0	26.0	30.3
18	DIOP Moussa Massire	2941.9	1044.4	906.1	564.0	362.4	65.0	52.0	21.0	30.6

