



U-17 WORLD CUP
INDONESIA 2023



Germany 2 - 2 France

Final - Match 52
02 December 2023
19:00 Kick Off
Manahan Stadium

POST MATCH SUMMARY REPORT

Match Summary - Teams



Germany



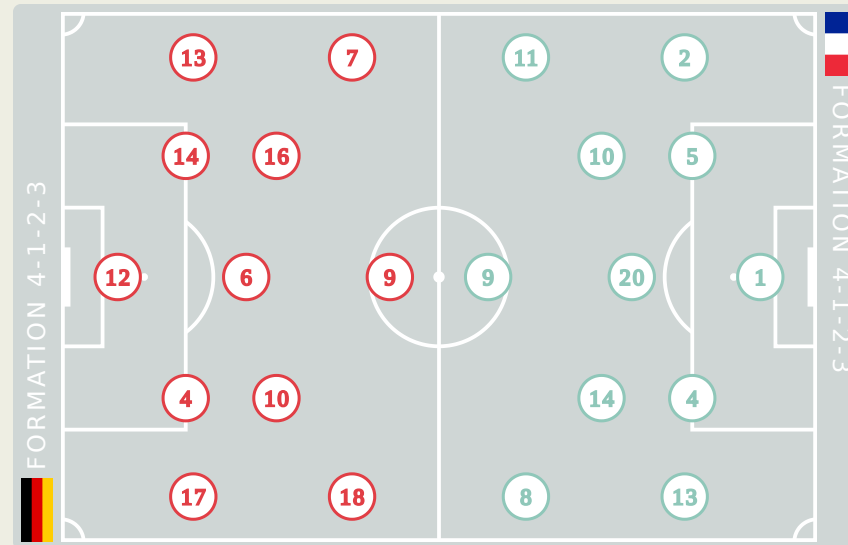
France

STARTING

12	GK	HEIDE Konstantin	
4	DF	JELTSCH Finn	
6	MF	HARCHAOUI Fayssal	96'
7	FW	BRUNNER Paris	29' 48'
9	FW	MOERSTEDT Max	
10	MF	DARVICH Noah (C)	51' 73'
13	DF	HENNIG Maximilian	88'
14	DF	ODOGU David	
16	MF	OSAWA Winners	49' 69'
17	DF	DA SILVA MOREIRA Eric	
18	MF	YALCINKAYA Bilal	67'

SUBSTITUTES

1	GK	SCHMITT Max	
21	GK	BABATZ Louis	
2	MF	RUEGER Kurt	
3	DF	KABAR Almugera	73' 99'
5	DF	DAL Maxim	
8	DF	HERWERTH Maximilian	88'
11	MF	HERRMANN Charles	
15	DF	VON DER HITZ Justin	
19	MF	OUEDRAOGO Assan	
20	FW	RAMSAK Robert	67'



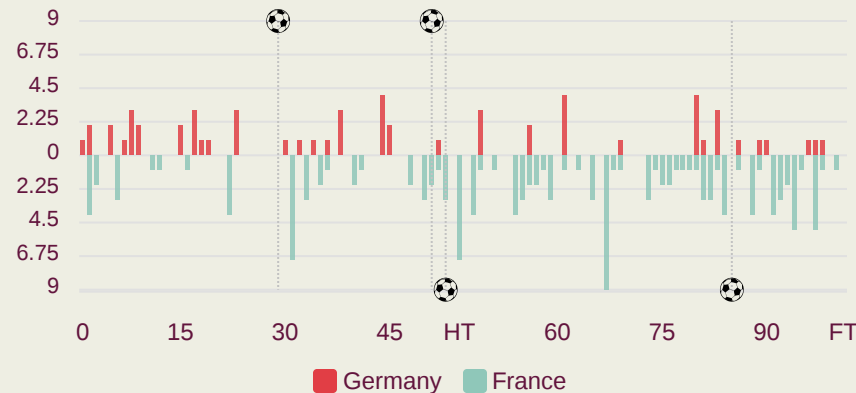
STARTING

ARGNEY Paul	GK	1	
TITI Yvann	DF	2	
MEUPIYOU Bastien	DF	4	
(C) KAYI SANDA Joachim	DF	5	
BOUABRE Saimon	MF	8	90+4'
LAMBOURDE Mathis	FW	9	71' 53' 90'
BOUNEB Ismail	MF	10	
GOMIS Tidiam	FW	11	
SADI Aymen	DF	13	46'
SYLLA Fode	MF	14	
AMOUGOU Mathis	MF	20	85'

SUBSTITUTES

NIFLORE Mathys	GK	16	
VIEL Thimothe	GK	21	
SANGUI Nhoa	DF	3	46'
FERRO Nolan	MF	6	
ZAGUE Yoram	DF	12	
TCHAPTCHET Arthur	DF	15	
DIALLO Tidiane	FW	17	90+4'
BOUCHENNA Mohamed-Amine	FW	18	
TINCRES Joan	FW	19	90'

Distribution in the Final Third



Match Summary - Key Statistics



Germany



France



Possession

Total	32.9%	15.7%	51.5%	Total
2	Goals			2
12 (7)	Attempts at Goal (On Target)			14 (5)
216 (145)	Total Passes (Complete)			378 (323)
67 %	Pass Completion %			85 %
54	Completed Line Breaks			78
4	Defensive Line Breaks			5
54	Receptions in the Final Third			109
14	Crosses			25
27	Ball Progressions			37
230 (73)	Defensive Pressures Applied (Direct Pressures)			150 (55)
55	Forced Turnovers			50
76	Second Balls			69
104.4 km	Total Distance Covered			104.9 km
6.2 km	Zone 4 - Low Speed Sprinting: 20-25 km/h			5.5 km



Germany

Phases of Play

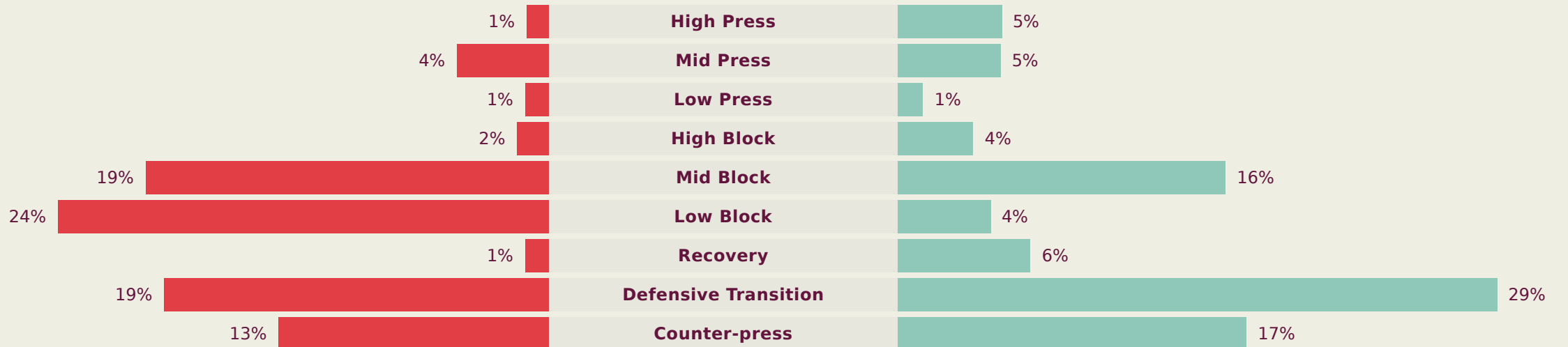
France



IN POSSESSION



OUT OF POSSESSION



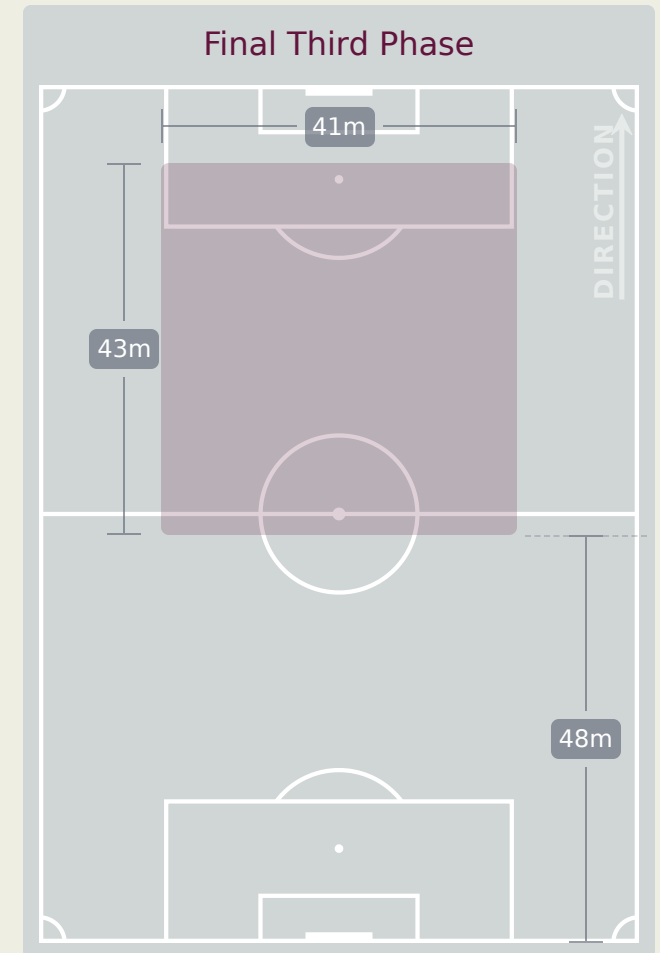
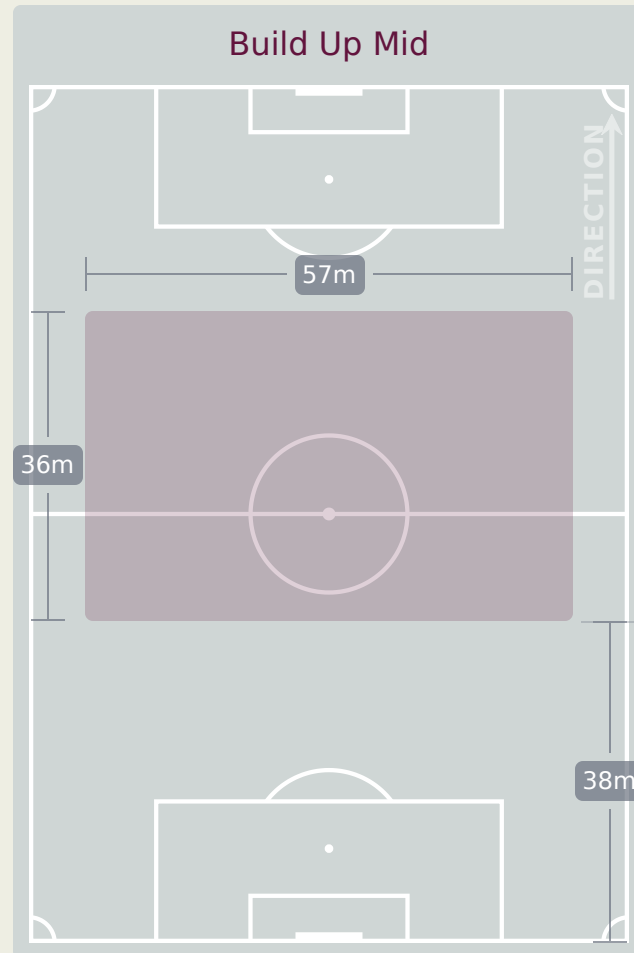
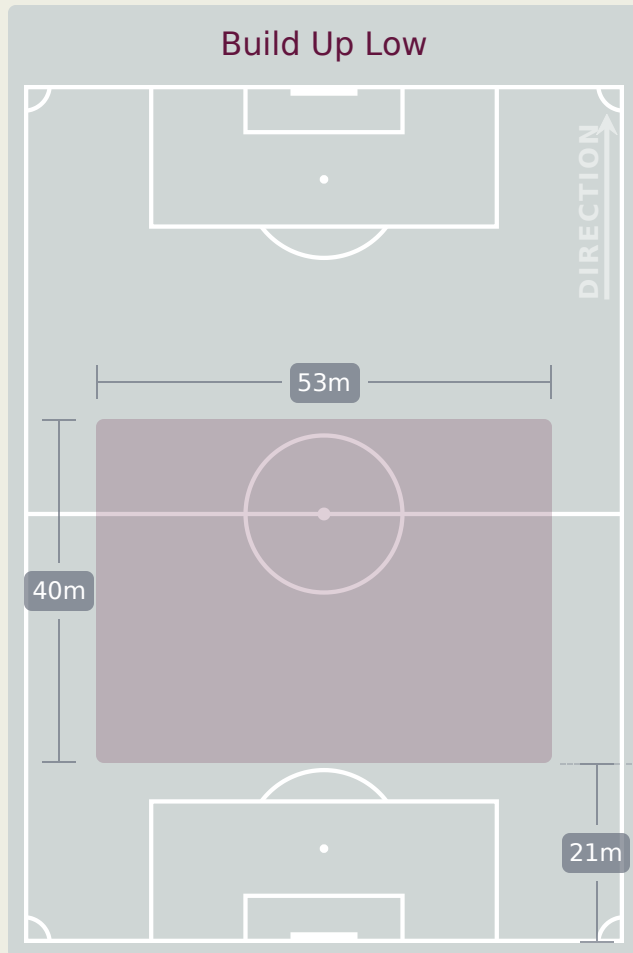
IN POSSESSION



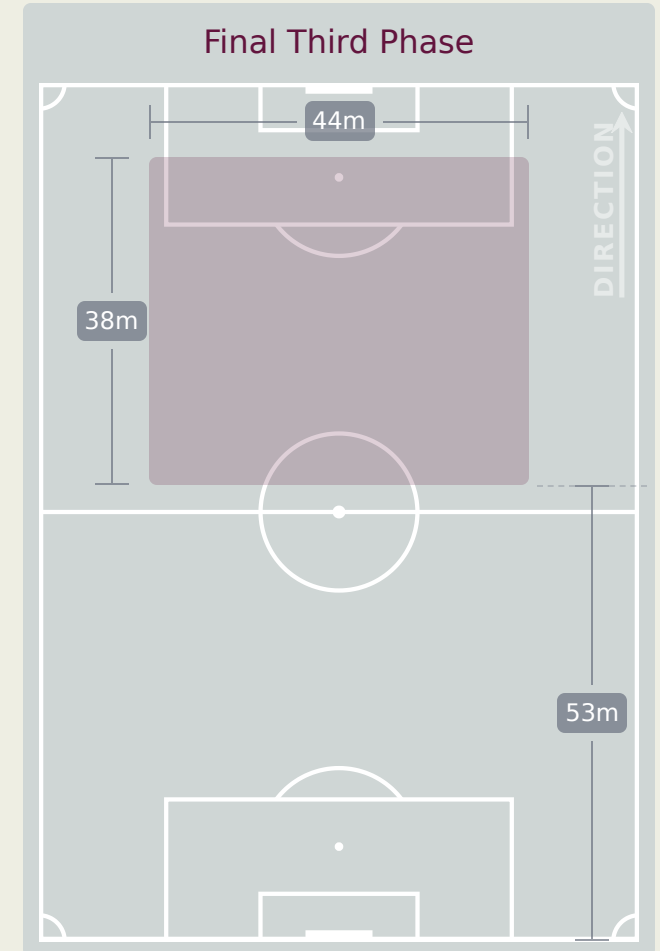
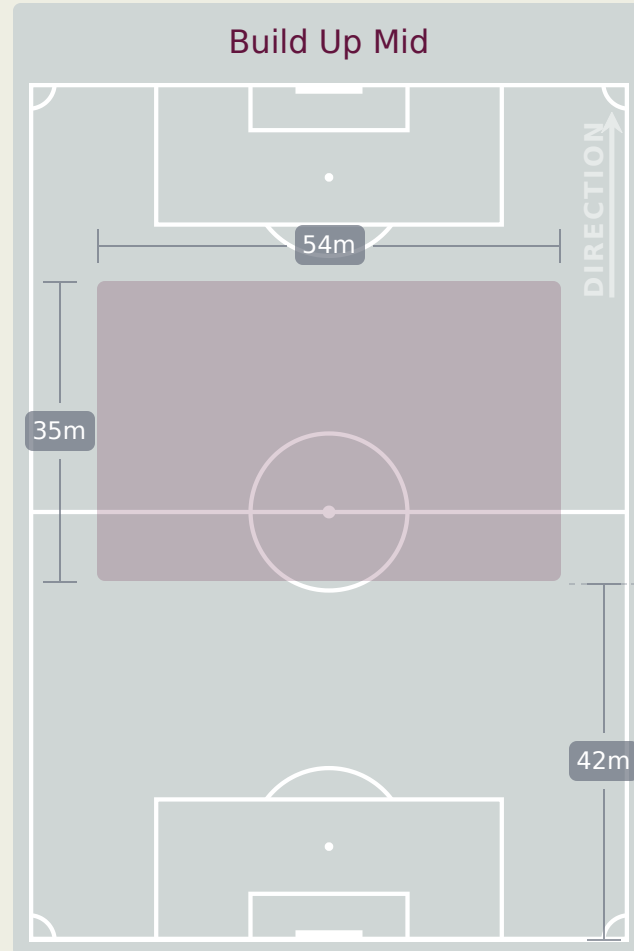
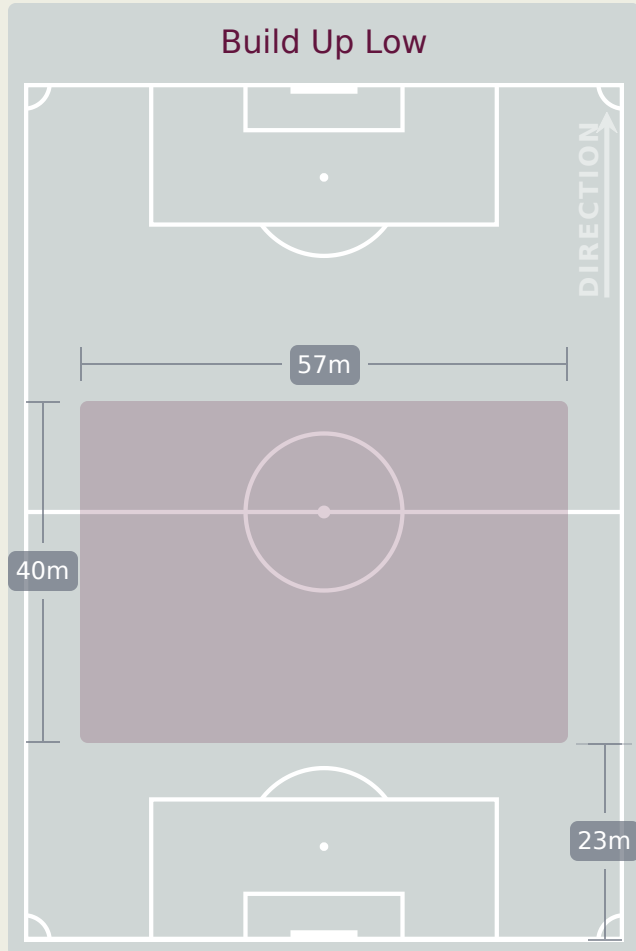
Germany v France



In Possession Line Height & Team Length



In Possession Line Height & Team Length



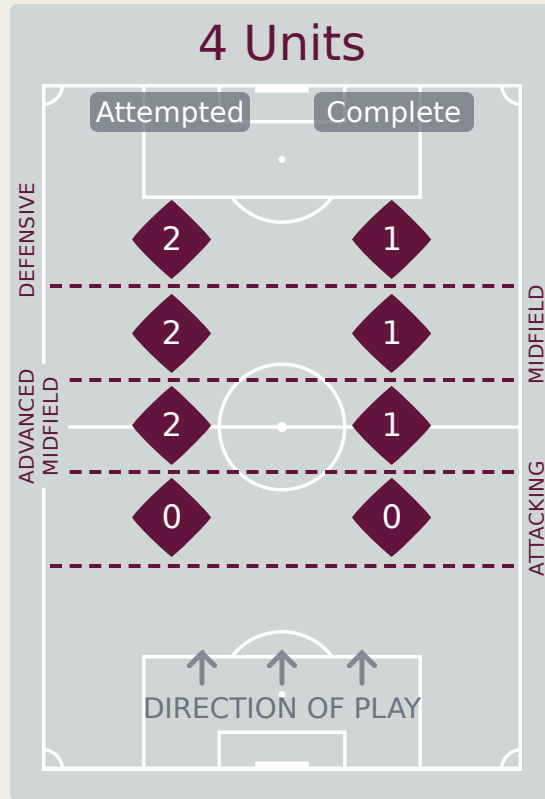
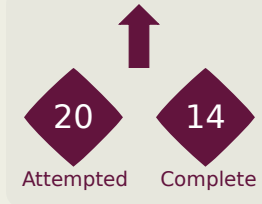
Line Breaks



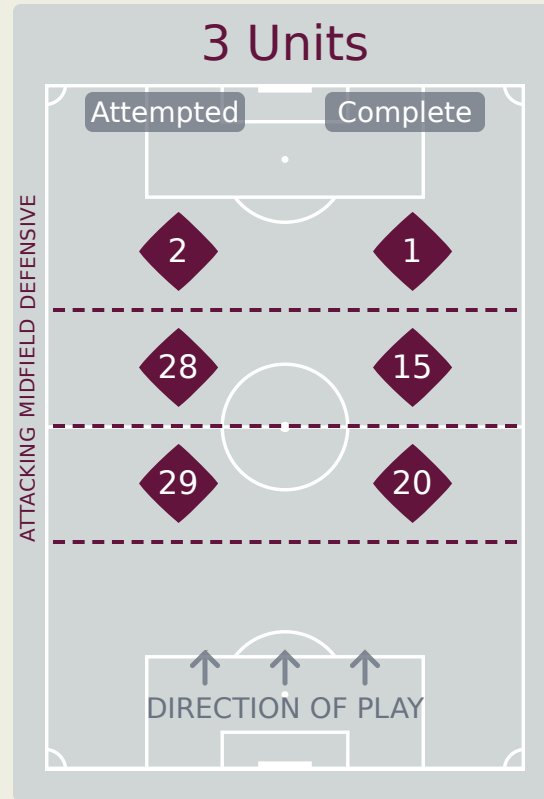
Germany

Attempted Line Breaks

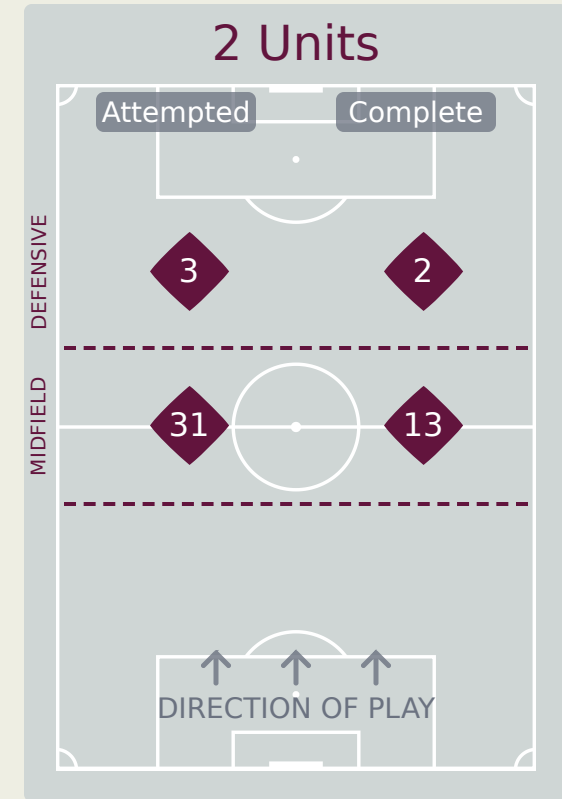
99



Attempted Line Breaks	6
Inside Shape	4
Outside Shape	2



Attempted Line Breaks	59
Inside Shape	37
Outside Shape	22



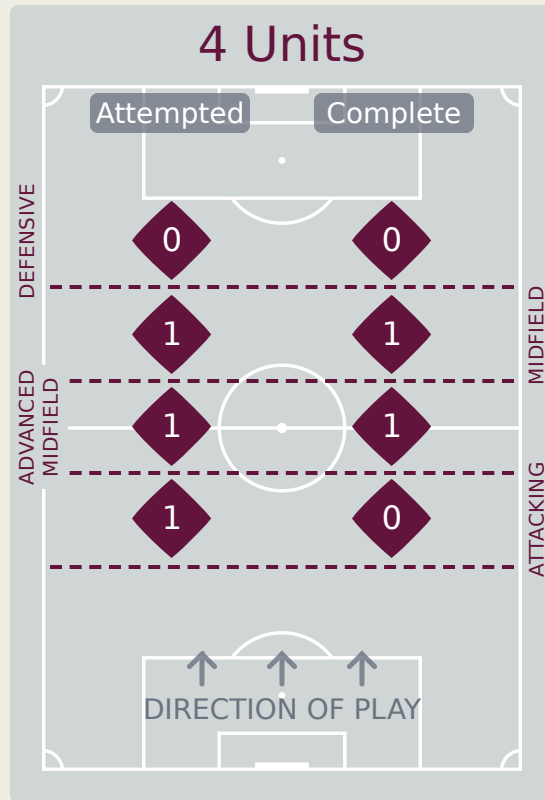
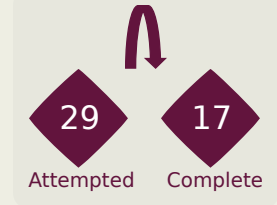
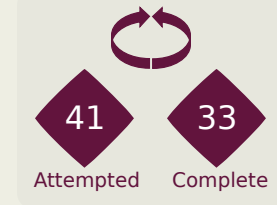
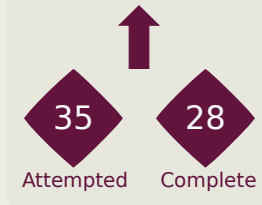
Attempted Line Breaks	34
Inside Shape	30
Outside Shape	4

Line Breaks

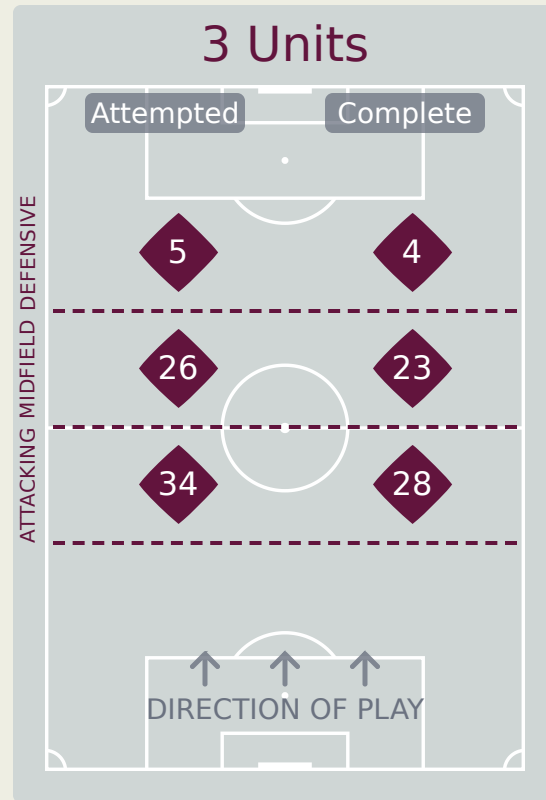


Attempted Line Breaks

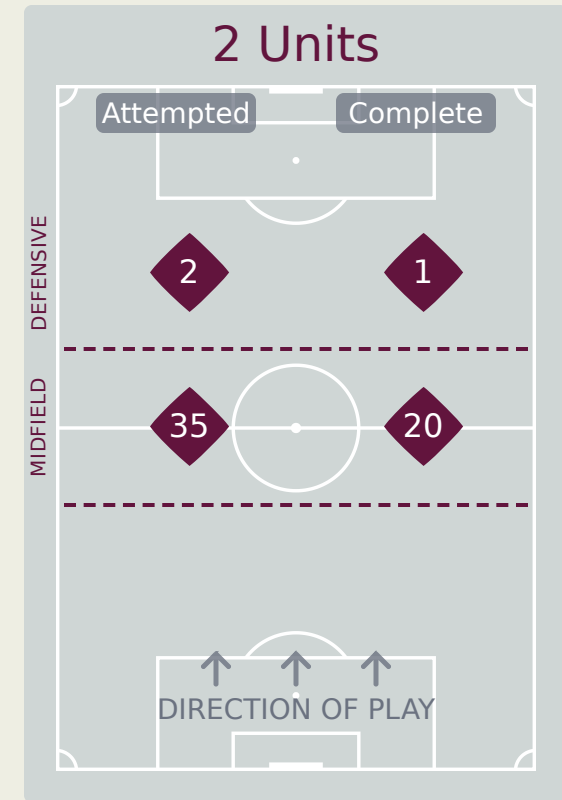
105



Attempted Line Breaks	3
Inside Shape	1
Outside Shape	2



Attempted Line Breaks	65
Inside Shape	33
Outside Shape	32



Attempted Line Breaks	37
Inside Shape	29
Outside Shape	8

Line Breaks



					4 Units				3 Units			2 Units		Direction			Distribution Type		
#	Player	Line Breaks Attempted	Line Breaks Completed	Line Break Completion %	Attacking Line	Attacking Midfield Line	Midfield Line	Defensive Line	Attacking Line	Midfield Line	Defensive Line	Midfield Line	Defensive Line	Through	Around	Over	Pass	Cross	Ball Progression
12	HEIDE Konstantin	20	7	35%	0	1	0	0	10	6	0	3	0	0	2	18	20	0	0
4	JELTSCH Finn	12	6	50%	0	0	2	0	1	5	0	4	0	2	2	8	11	0	1
6	HARCHAOUI Fayssal	5	2	40%	0	0	0	0	2	1	0	2	0	0	3	2	4	0	1
7	BRUNNER Paris	8	6	75%	0	1	0	2	1	1	0	3	0	2	4	2	6	0	2
9	MOERSTEDT Max	3	2	66%	0	0	0	0	0	1	1	0	1	2	1	0	3	0	0
10	DARVICH Noah	6	3	50%	0	0	0	0	0	3	0	3	0	2	0	4	5	1	0
13	HENNIG Maximilian	10	5	50%	0	0	0	0	3	1	0	6	0	2	2	6	10	0	0
14	ODOGU David	12	8	66%	0	0	0	0	6	2	1	3	0	5	5	2	9	0	3
16	OSAWE Winners	4	4	100%	0	0	0	0	2	0	0	1	1	1	3	0	3	0	1
17	DA SILVA MOREIRA Eric	15	10	66%	0	0	0	0	3	6	0	5	1	2	2	11	14	0	1
18	YALCINKAYA Bilal	0	0	0%	0	0	0	0	0	0	0	0	0	0	0	0	0	0	0
3	KABAR Almugera	1	0	0%	0	0	0	0	0	0	0	1	0	0	0	1	1	0	0
8	HERWERTH Maximilian	2	1	50%	0	0	0	0	1	1	0	0	0	1	0	1	2	0	0
20	RAMSAK Robert	1	0	0%	0	0	0	0	0	1	0	0	0	1	0	0	1	0	0

Passing Networks

Germany



#	Passes From ↓ to →	HEIDE Konstantin	JELTSCH Finn	HARCHAOUI Fayssal	BRUNNER Paris	MOERSTEDT Max	DARVICH Noah	HENNIG Maximilian	ODOGU David	OSAWE Winners	DA SILVA MOREIRA Eric	YALCINKAYA Bilal	KABAR Almugera	HERWERTH Maximilian	RAMSAK Robert
12	HEIDE Konstantin	6	6	0	0	0	2	3	4	0	0	0	0	0	0
4	JELTSCH Finn	6	6	0	2	2	1	0	3	0	1	1	0	0	0
6	HARCHAOUI Fayssal	2	2	6	0	1	1	1	2	0	0	0	0	0	0
7	BRUNNER Paris	0	0	0	6	4	1	1	0	2	0	0	0	0	1
9	MOERSTEDT Max	3	0	0	3	6	2	0	1	1	2	1	0	0	1
10	DARVICH Noah	1	0	0	1	2	6	0	2	0	0	1	0	0	0
13	HENNIG Maximilian	1	0	0	4	0	0	6	5	0	0	0	0	0	0
14	ODOGU David	3	1	3	1	1	1	6	6	0	1	0	0	0	1
16	OSAWE Winners	0	2	1	1	1	1	2	0	6	1	0	0	0	0
17	DA SILVA MOREIRA Eric	0	1	2	0	3	0	0	0	1	6	1	0	0	1
18	YALCINKAYA Bilal	0	1	1	1	2	2	0	1	0	1	6	0	0	0
3	KABAR Almugera	0	2	0	1	0	0	0	0	0	0	0	6	0	0
8	HERWERTH Maximilian	0	0	0	0	1	0	0	0	0	0	0	0	6	0
20	RAMSAK Robert	0	0	0	2	0	0	0	0	0	0	0	0	0	6

Top 5 Player to Player Passers

Player	Passed To	% of Total Team Passes
HEIDE Konstantin	JELTSCH Finn	4.6%
JELTSCH Finn	HEIDE Konstantin	4.6%
ODOGU David	HENNIG Maximilian	4.6%
HENNIG Maximilian	ODOGU David	3.8%
HEIDE Konstantin	ODOGU David	3.1%

Passing Networks

France



#	Passes From ↓ to →	ARGNEY Paul	TITI Yvann	MEUPIYOU Bastien	KAYI SANDA Joachim	BOUABRE Saimon	LAMBOURDE Mathis	BOUNEB Ismail	GOMIS Tidiam	SADI Aymen	SYLLA Fode	AMOUGOU Mathis	SANGUI Nhoa	DIALLO Tidiane	TINCRES Joan
1	ARGNEY Paul	0	3	8	7	0	1	1	1	2	0	1	0	0	0
2	TITI Yvann	0	0	1	6	0	2	0	11	0	3	1	0	0	1
4	MEUPIYOU Bastien	1	0	0	21	2	1	1	0	10	4	3	2	0	0
5	KAYI SANDA Joachim	2	6	26	0	2	4	4	4	1	4	2	3	0	0
8	BOUABRE Saimon	1	0	1	0	0	1	2	0	1	0	1	1	0	0
9	LAMBOURDE Mathis	0	0	0	0	1	0	3	0	0	3	1	1	0	0
10	BOUNEB Ismail	0	2	3	1	1	1	0	3	2	2	7	1	0	1
11	GOMIS Tidiam	0	4	0	4	0	1	6	0	1	4	4	0	0	0
13	SADI Aymen	0	0	4	3	3	2	1	0	0	5	2	0	0	0
14	SYLLA Fode	0	3	1	2	2	1	6	3	2	0	4	1	1	0
20	AMOUGOU Mathis	0	4	3	2	4	1	3	3	3	1	0	3	1	0
3	SANGUI Nhoa	0	0	2	0	6	0	2	1	0	3	2	0	2	0
17	DIALLO Tidiane	0	0	0	0	0	0	0	0	0	0	1	1	0	0
19	TINCRES Joan	0	0	0	0	0	0	0	1	0	0	0	0	0	0

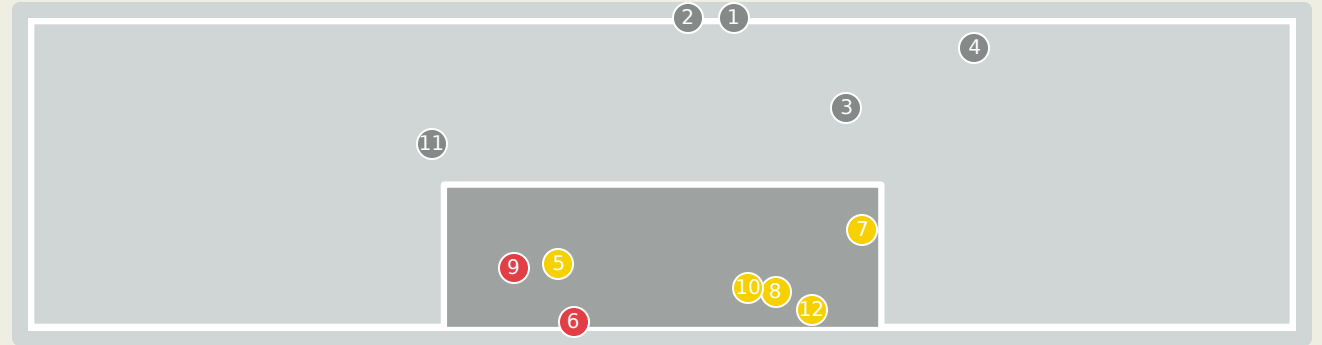
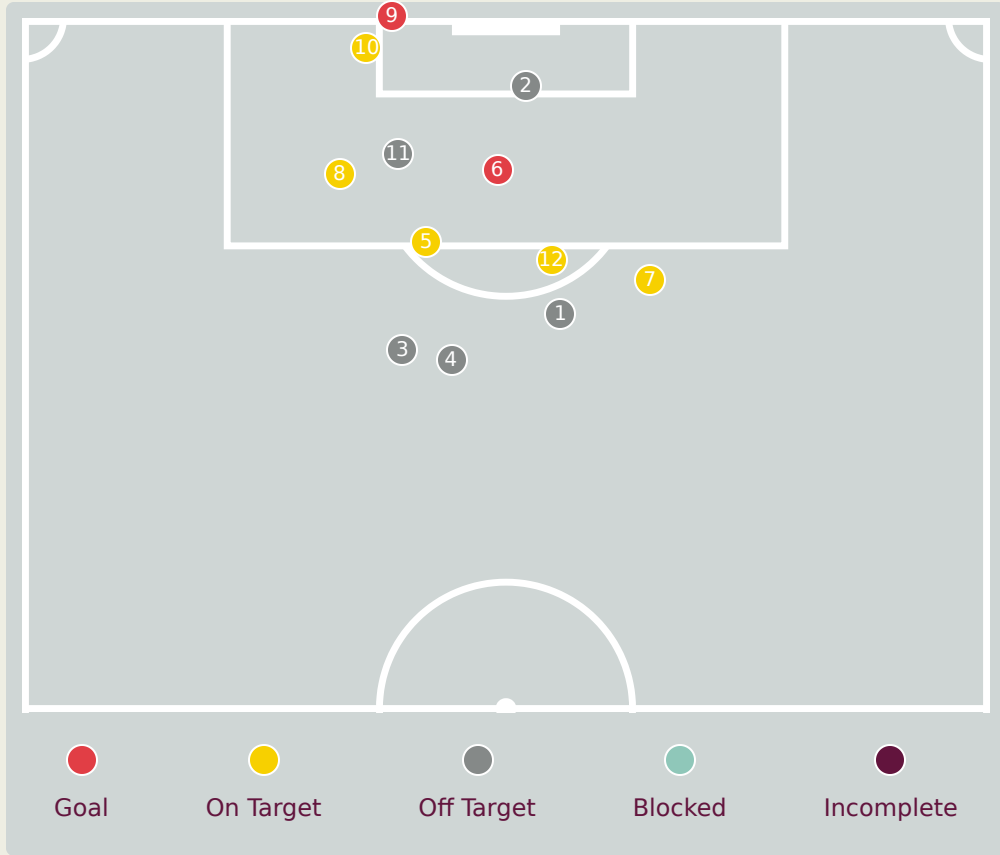
Top 5 Player to Player Passers

Player	Passed To	% of Total Team Passes
KAYI SANDA Joachim	MEUPIYOU Bastien	8.4%
MEUPIYOU Bastien	KAYI SANDA Joachim	6.8%
TITI Yvann	GOMIS Tidiam	3.6%
MEUPIYOU Bastien	SADI Aymen	3.2%
ARGNEY Paul	MEUPIYOU Bastien	2.6%

Germany



Attempts at Goal



Key	Outcome	Shots
●	Goals	2
●	On Target	5
●	Off Target	5
●	Blocked	0
●	Incomplete	0

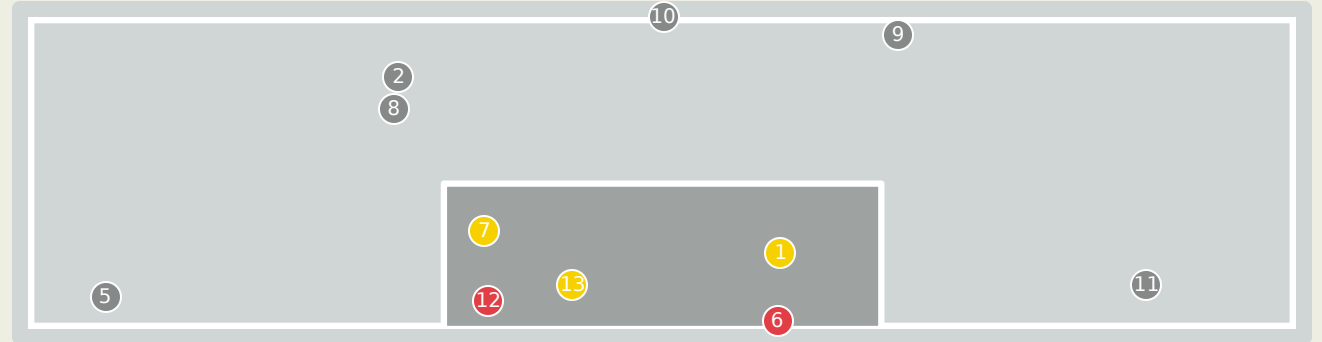
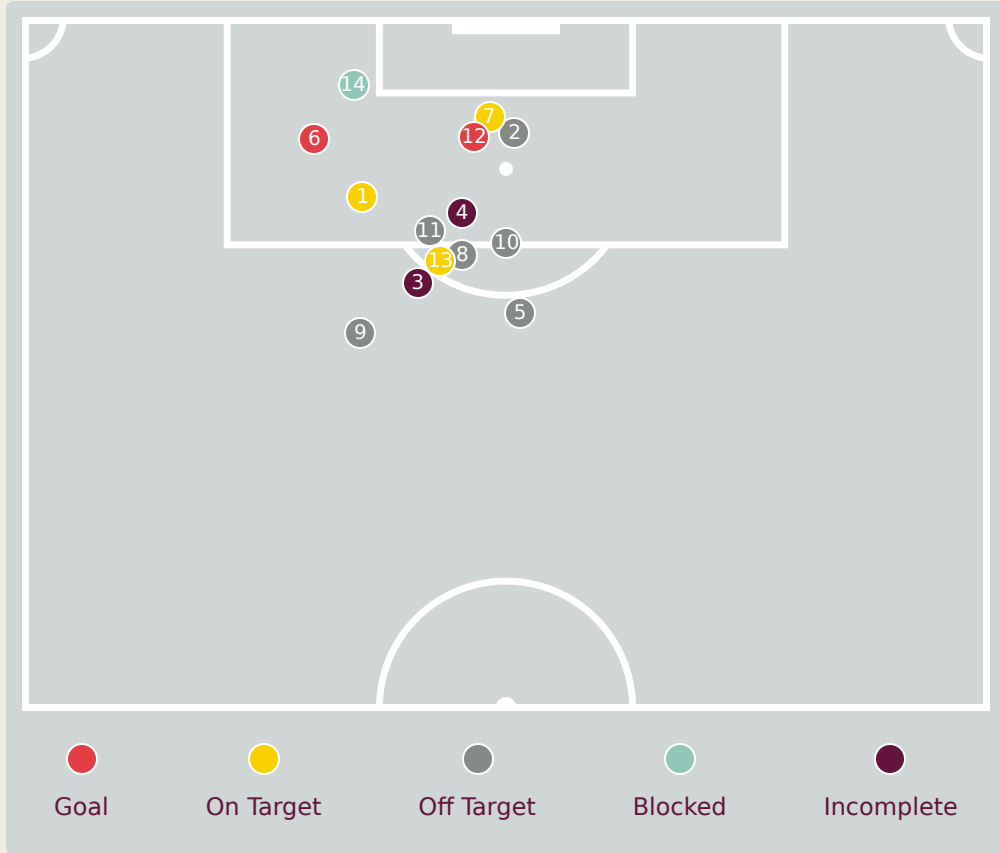
Attempts at Goal






Germany



Time	Player	Outcome	Body Part	Delivery Type
1	6 HARCHAOUI Fayssal	Off Target	Right Foot	Loose Ball
8	9 MOERSTEDT Max	Deflected Off Target - Defensive Event	Left Foot	Tackle
14	10 DARVICH Noah	Off Target	Left Foot	Pass
19	7 BRUNNER Paris	Off Target	Right Foot	Loose Ball
23	10 DARVICH Noah	On Target - Saved	Left Foot	Pass
28	7 BRUNNER Paris	On Target - Goal	Right Foot	Penalty
36	9 MOERSTEDT Max	On Target - Saved	Right Foot	Pass
48	7 BRUNNER Paris	On Target - Saved	Right Foot	Ball Progression
50	10 DARVICH Noah	On Target - Goal	Left Foot	Cross
89	7 BRUNNER Paris	On Target - Saved	Right Foot	Loose Ball
89	9 MOERSTEDT Max	Off Target	Left Foot	Other
90	14 ODOGU David	On Target - Saved	Right Foot	Ball Progression

Attempts at Goal



Key	Outcome	Shots
	Goals	2
	On Target	3
	Off Target	6
	Blocked	1
	Incomplete	2



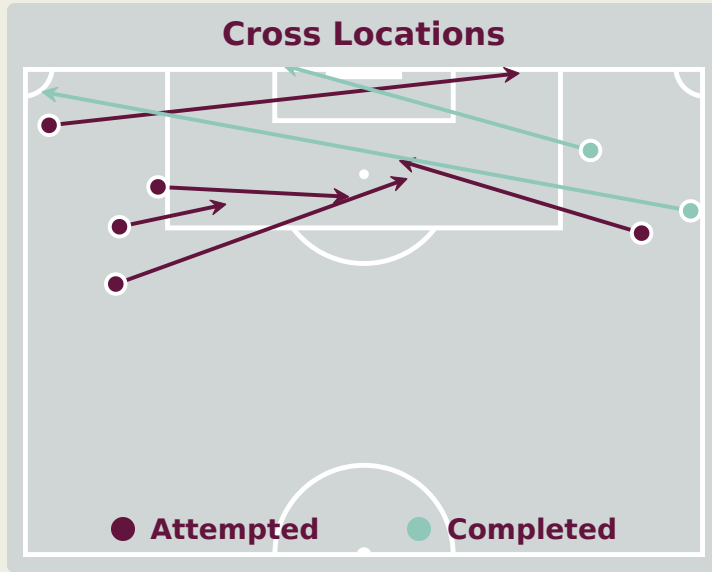
Attempts at Goal

Time	Player	Outcome	Body Part	Delivery Type
21	8 BOUABRE Saimon	On Target - Saved	Right Foot	Ball Progression
41	2 TITI Yvann	Off Target	Right Foot	Corner
48	9 LAMBOURDE Mathis	Incomplete	Left Foot	Pass
48	11 GOMIS Tidiam	Incomplete	Right Foot	Pass
48	14 SYLLA Fode	Off Target	Right Foot	Loose Ball
52	8 BOUABRE Saimon	On Target - Goal	Right Foot	Pass
54	2 TITI Yvann	On Target - Saved	Head	Corner
59	20 AMOUGOU Mathis	Off Target	Right Foot	Pass
65	10 BOUNEB Ismail	Off Target	Right Foot	Pass
82	14 SYLLA Fode	Deflected Off Target - Defensive Event	Right Foot	Other
83	14 SYLLA Fode	Off Target	Left Foot	Corner
84	20 AMOUGOU Mathis	On Target - Goal	Right Foot	Cross
91	3 SANGUI Nhoa	On Target - Saved	Left Foot	Loose Ball
97	17 DIALLO Tidiane	Incomplete - Blocked	Right Foot	Pass

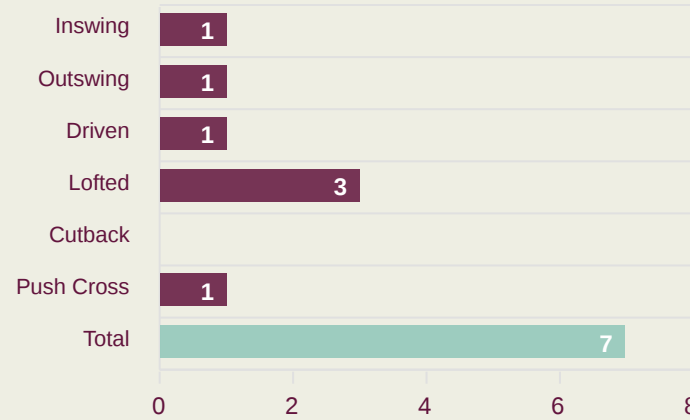
Germany



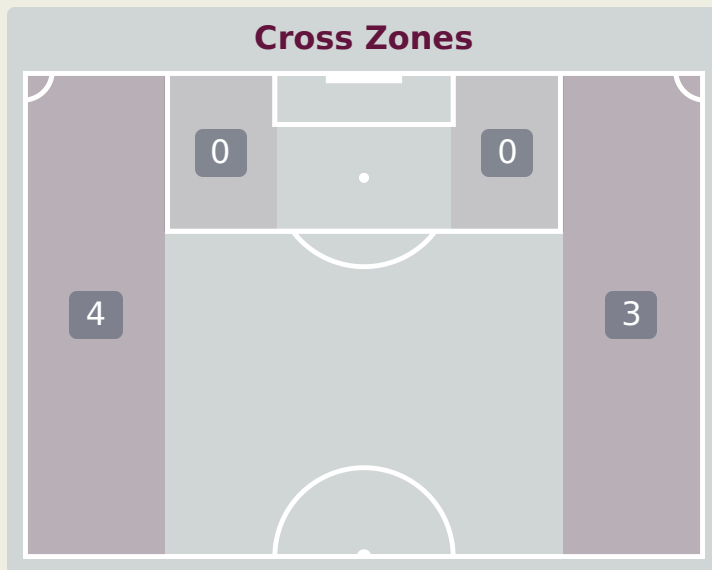
Crosses (Open Play)



Delivery Type



#	Player	Inswing	Outswing	Driven	Lofted	Cutback	Push Cross	Total Attempted
12	HEIDE Konstantin	0	0	0	0	0	0	0
4	JELTSCH Finn	0	0	0	0	0	0	0
6	HARCHAOUI Fayssal	0	0	0	0	0	0	0
7	BRUNNER Paris	1	0	0	0	0	0	1
9	MOERSTEDT Max	0	0	0	1	0	0	1
10	DARVICH Noah	0	0	0	0	0	0	0
13	HENNIG Maximilian	0	0	0	2	0	0	2
14	ODOGU David	0	0	0	0	0	0	0
16	OSAWÉ Winners	0	0	0	0	0	0	0
17	DA SILVA MOREIRA Eric	0	1	1	0	0	0	2
18	YALCINKAYA Bilal	0	0	0	0	0	1	1
3	KABAR Almugera	0	0	0	0	0	0	0
8	HERWERTH Maximilian	0	0	0	0	0	0	0
20	RAMSAK Robert	0	0	0	0	0	0	0



Attempted

7

Completed

2

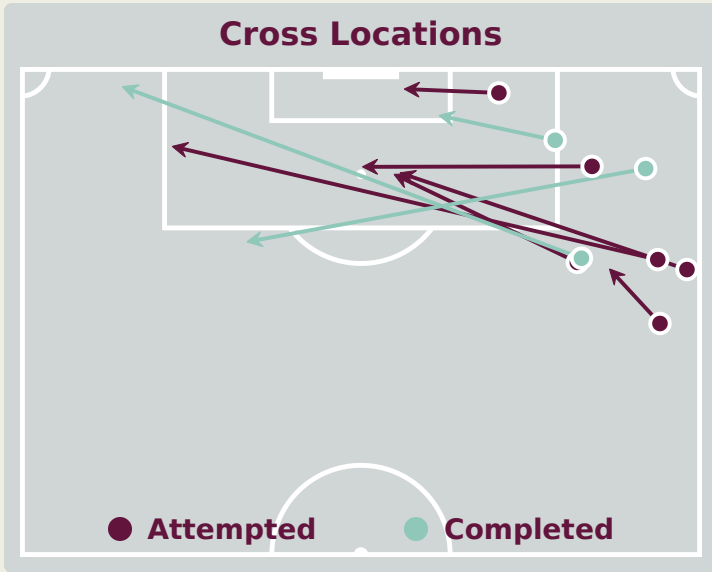
Most Crosses Attempted

2

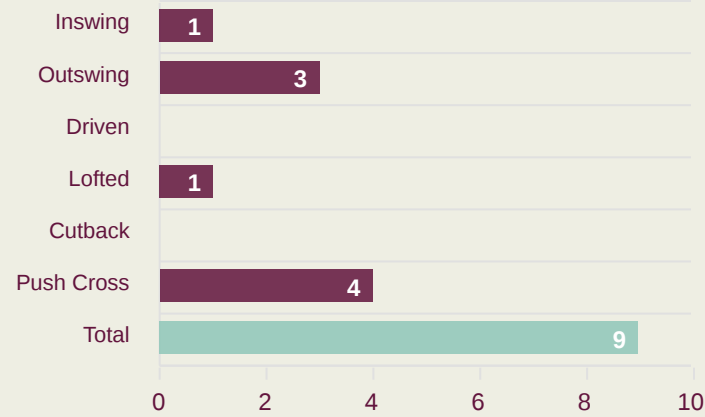
DA SILVA MOREIRA Eric

RIGHT BACK

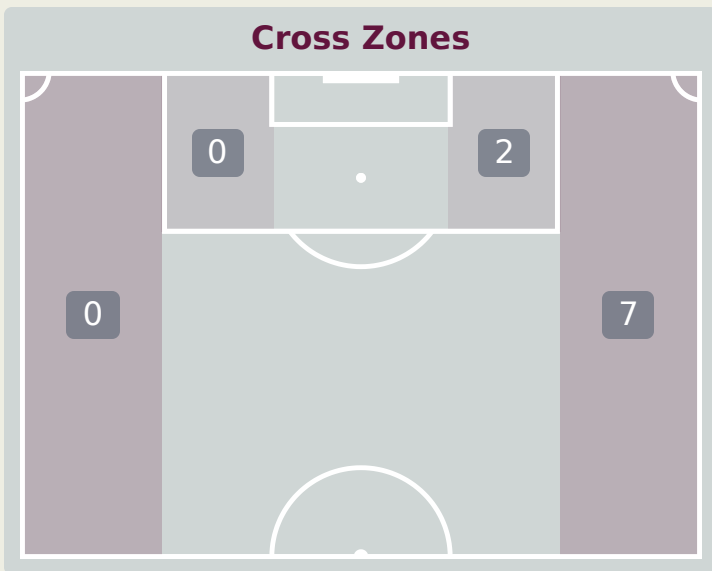
Crosses (Open Play)



Delivery Type



#	Player	Inswing	Outswing	Driven	Lofted	Cutback	Push Cross	Total Attempted
1	ARGNEY Paul	0	0	0	0	0	0	0
2	TITI Yvann	1	1	0	0	0	1	3
4	MEUPIYOU Bastien	0	0	0	0	0	0	0
5	KAYI SANDA Joachim	0	0	0	0	0	0	0
8	BOUABRE Saimon	0	0	0	0	0	0	0
9	LAMBOURDE Mathis	0	0	0	0	0	0	0
10	BOUNEB Ismail	0	2	0	0	0	1	3
11	GOMIS Tidiam	0	0	0	1	0	2	3
13	SADI Aymen	0	0	0	0	0	0	0
14	SYLLA Fode	0	0	0	0	0	0	0
20	AMOUGOU Mathis	0	0	0	0	0	0	0
3	SANGUI Nhoa	0	0	0	0	0	0	0
17	DIALLO Tidiane	0	0	0	0	0	0	0
19	TINCRES Joan	0	0	0	0	0	0	0



Attempted

9

Completed

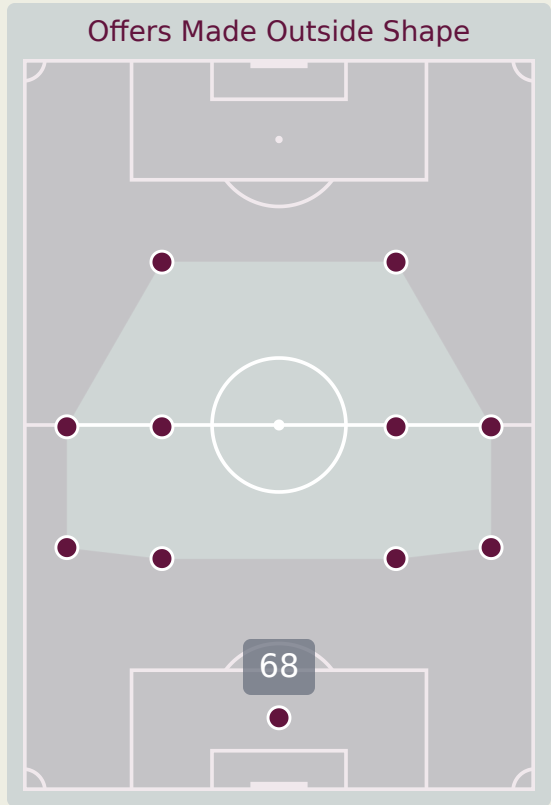
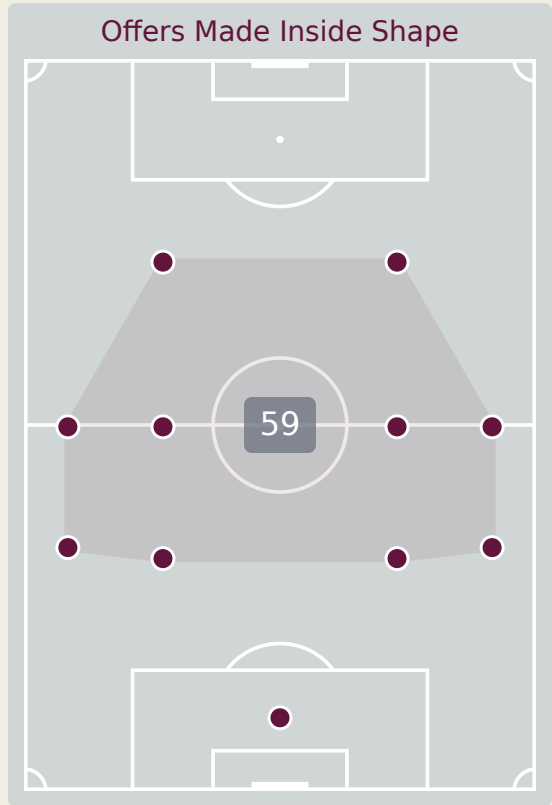
3

Most Crosses Attempted

3

TITI Yvann
RIGHT BACK

Offering to Receive



#	Player	Offers Made	Offers Received	% Made & Received
12	HEIDE Konstantin	1	0	0%
4	JELTSCH Finn	3	2	66.7%
6	HARCHAOUI Fayssal	6	4	66.7%
7	BRUNNER Paris	27	8	29.6%
9	MOERSTEDT Max	21	4	19%
10	DARVICH Noah	7	2	28.6%
13	HENNIG Maximilian	8	2	25%
14	ODOGU David	1	1	100%
16	OSAWA Winners	8	2	25%
17	DA SILVA MOREIRA Eric	24	5	20.8%
18	YALCINKAYA Bilal	17	1	5.9%
3	KABAR Almugera	1	0	0%
8	HERWERTH Maximilian	0	0	0%
20	RAMSAK Robert	3	0	0%



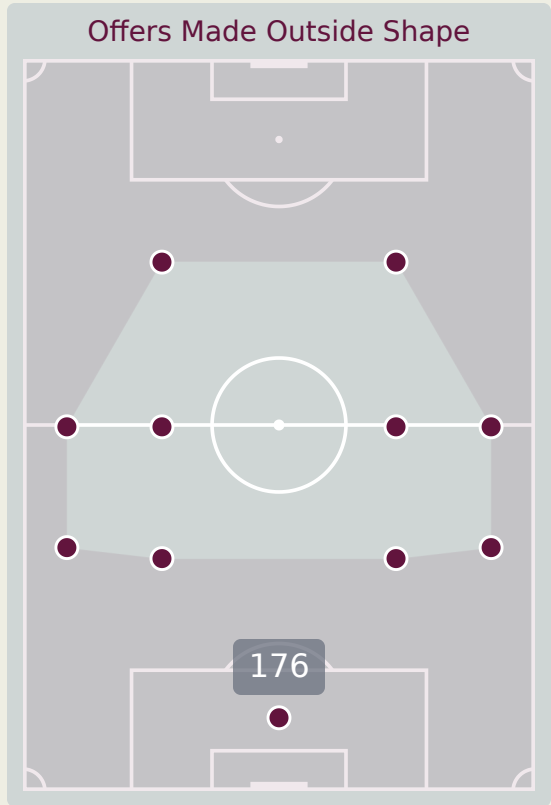
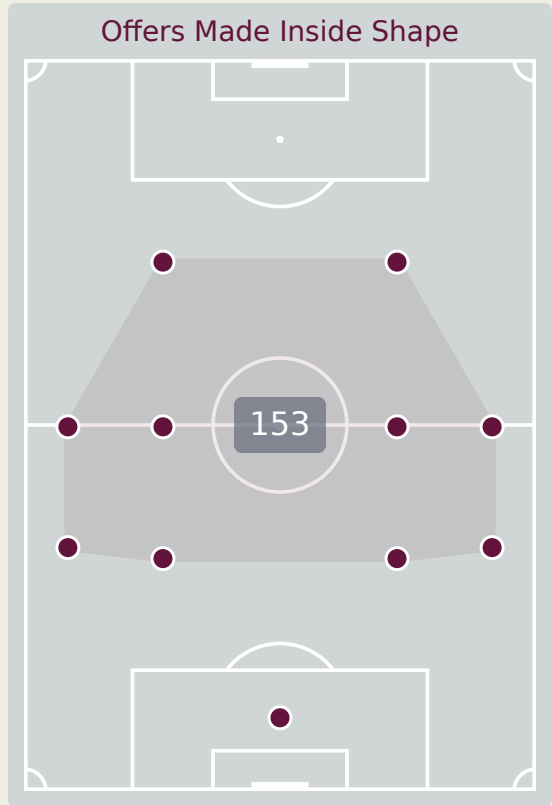
Offering to Receive

329
Total Offers Made

96
Total Offers Received

Most Offers
69
GOMIS Tidiam
RIGHT WINGER

169
Offers Made in Final Third



141
Offers Made in Middle Third

19
Offers Made in Defensive Third

#	Player	Offers Made	Offers Received	% Made & Received
1	ARGNEY Paul	1	1	100%
2	TITI Yvann	28	9	32.1%
4	MEUPIYOU Bastien	2	0	0%
5	KAYI SANDA Joachim	4	4	100%
8	BOUABRE Saimon	23	11	47.8%
9	LAMBOURDE Mathis	16	4	25%
10	BOUNEB Ismail	36	12	33.3%
11	GOMIS Tidiam	69	14	20.3%
13	SADI Aymen	13	6	46.2%
14	SYLLA Fode	43	12	27.9%
20	AMOUGOU Mathis	54	9	16.7%
3	SANGUI Nhoa	27	10	37%
17	DIALLO Tidiane	3	3	100%
19	TINCRES Joan	10	1	10%

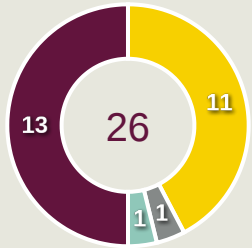
Germany



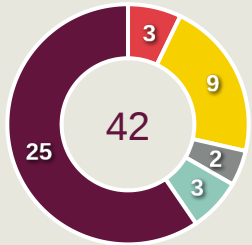
Movement to Receive

Movement Types by Phase

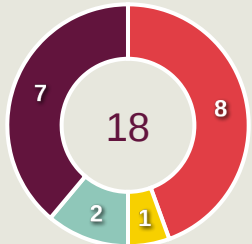
Final Third Phase



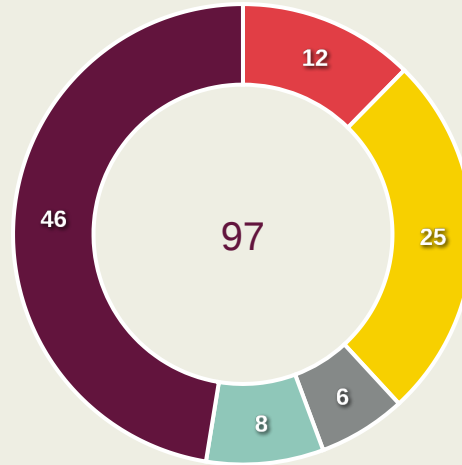
Progression Phase



Build Up Phase



All Movement Types

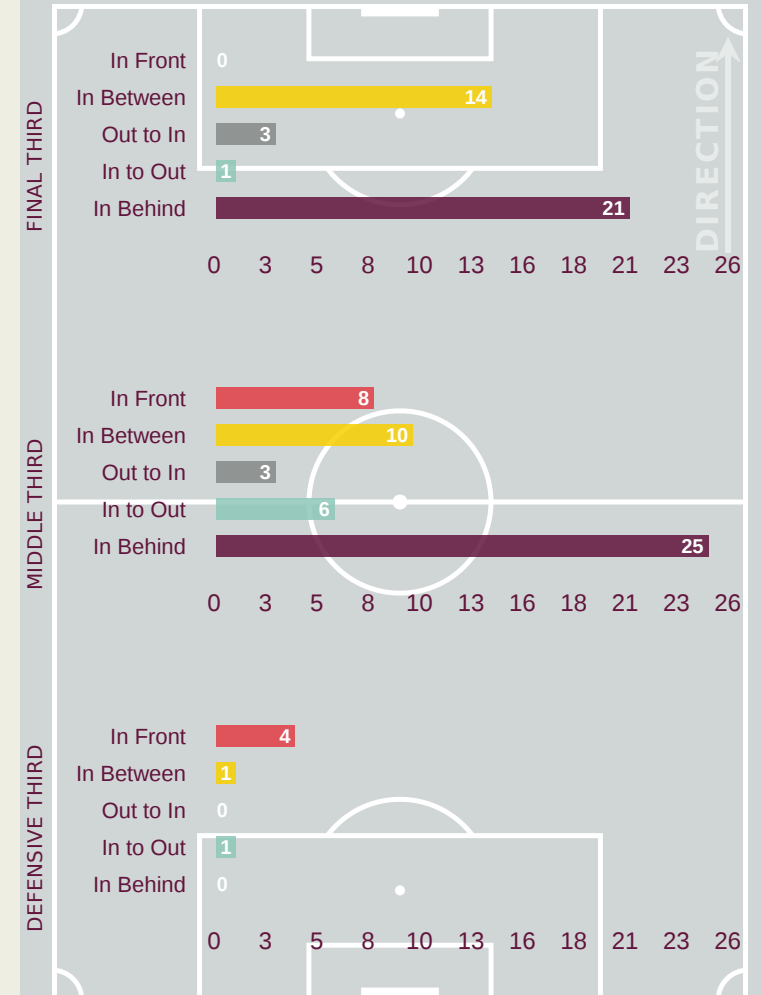


- In Front
- In Between
- Out to In
- In to Out
- In Behind

Top Ranked Players

Type	Player	Movements
In Front	6 HARCHAOUI Fayssal	4
In Between	9 MOERSTEDT Max	7
Out to In	7 BRUNNER Paris	4
In to Out	7 BRUNNER Paris	3
In Behind	7 BRUNNER Paris	12

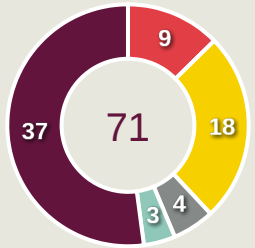
Movement Types Pitch Third



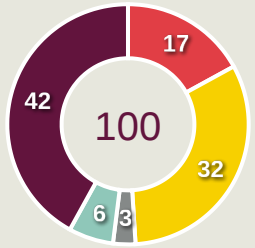
Movement to Receive

Movement Types by Phase

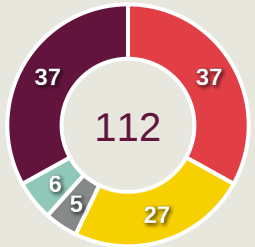
Final Third Phase



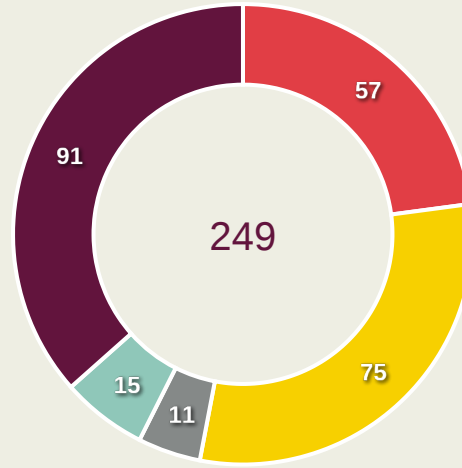
Progression Phase



Build Up Phase



All Movement Types

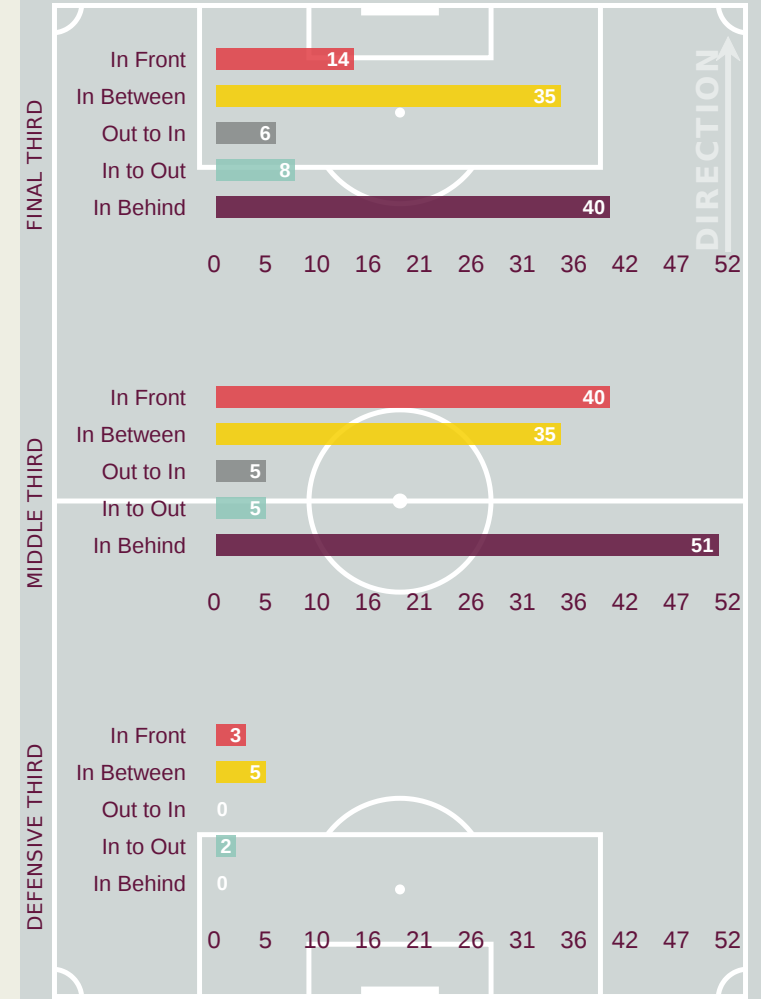


- In Front
- In Between
- Out to In
- In to Out
- In Behind

Top Ranked Players

Type	Player	Movements
In Front	20 AMOUGOU Mathis	21
In Between	10 BOUNEB Ismail	22
Out to In	11 GOMIS Tidiam	5
In to Out	11 GOMIS Tidiam	3
In Behind	11 GOMIS Tidiam	14

Movement Types Pitch Third



OUT OF POSSESSION



U-17 WORLD CUP
INDONESIA 2023



Germany v France



Germany



Defensive Actions

55

Forced Turnovers

57

Possession Regained

6

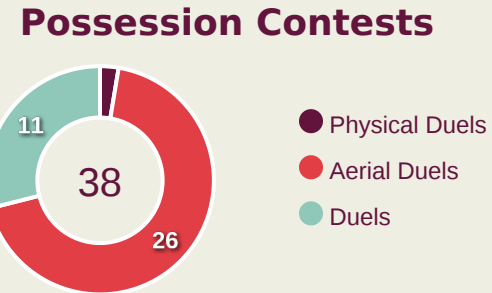
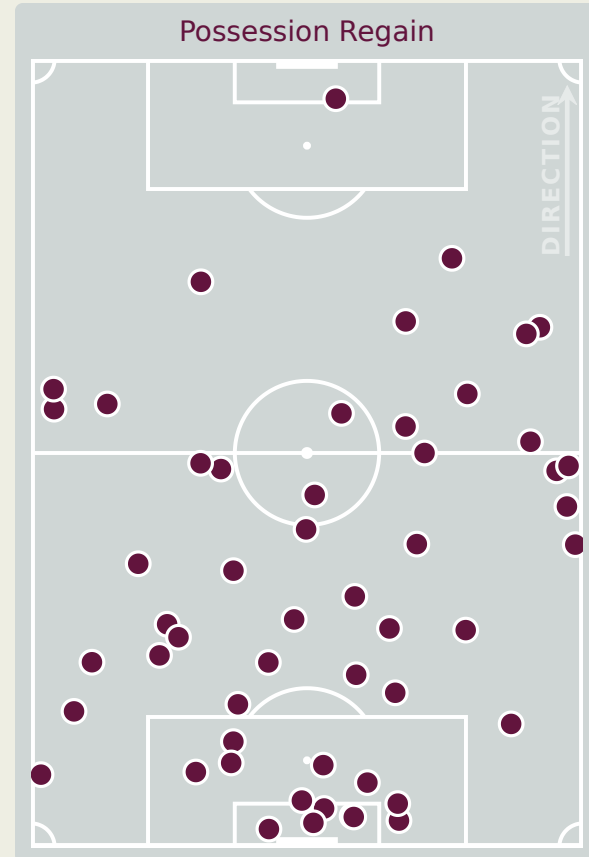
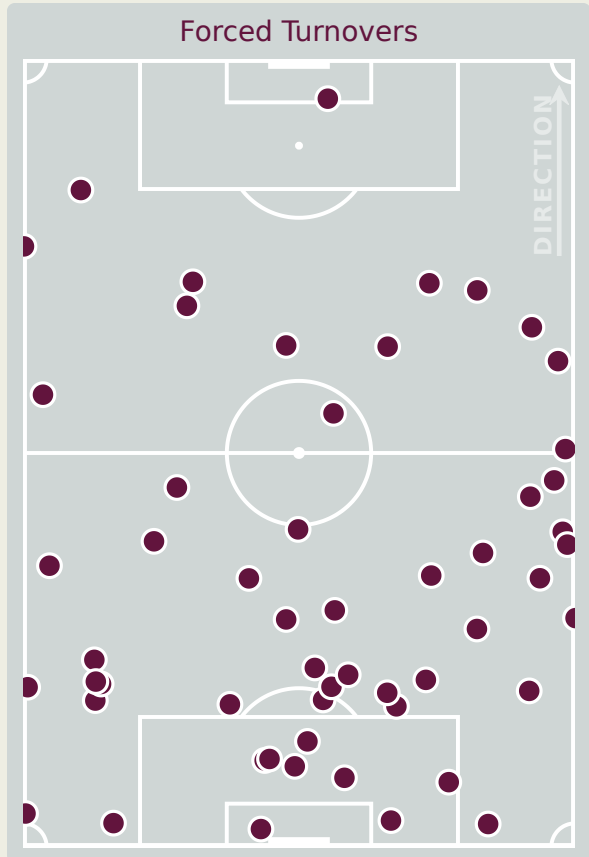
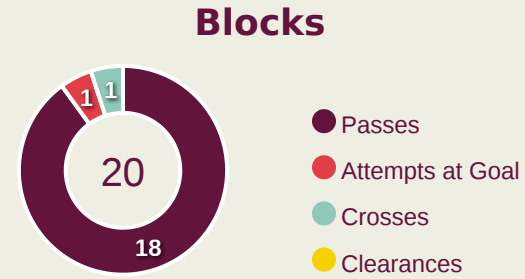
Interceptions

59

Tackles

1.74

Possession Actions / Defensive Action



Most Possession Regains

11

DA SILVA MOREIRA Eric
RIGHT BACK

#	Player	Total Possession Regains
12	HEIDE Konstantin	9
4	JELTSCH Finn	6
6	HARCHAOUI Fayssal	7
7	BRUNNER Paris	4
9	MOERSTEDT Max	2
10	DARVICH Noah	0
13	HENNIG Maximilian	2
14	ODOGU David	7
16	OSAWO Winners	3
17	DA SILVA MOREIRA Eric	11
18	YALCINKAYA Bilal	2
3	KABAR Almugera	1
8	HERWERTH Maximilian	2
20	RAMSAK Robert	1



Defensive Actions

50

Forced Turnovers

54

Possession Regained

10

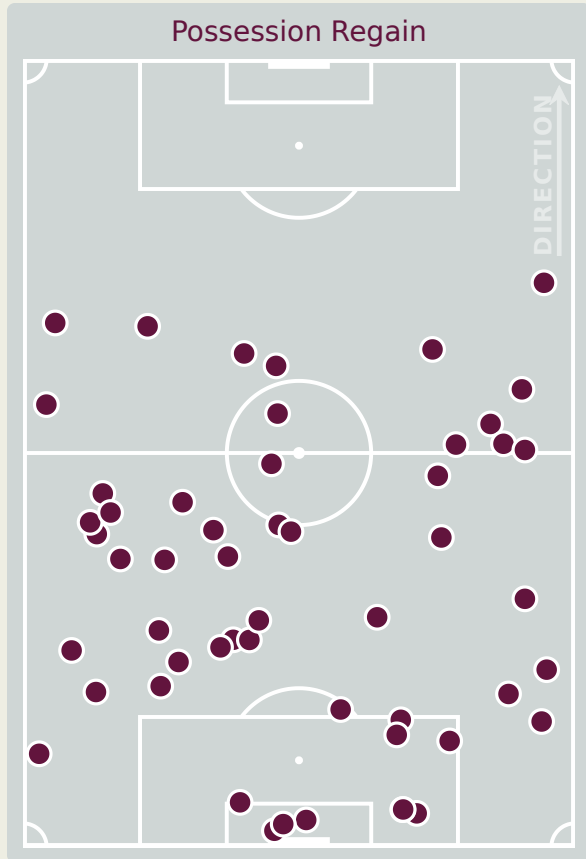
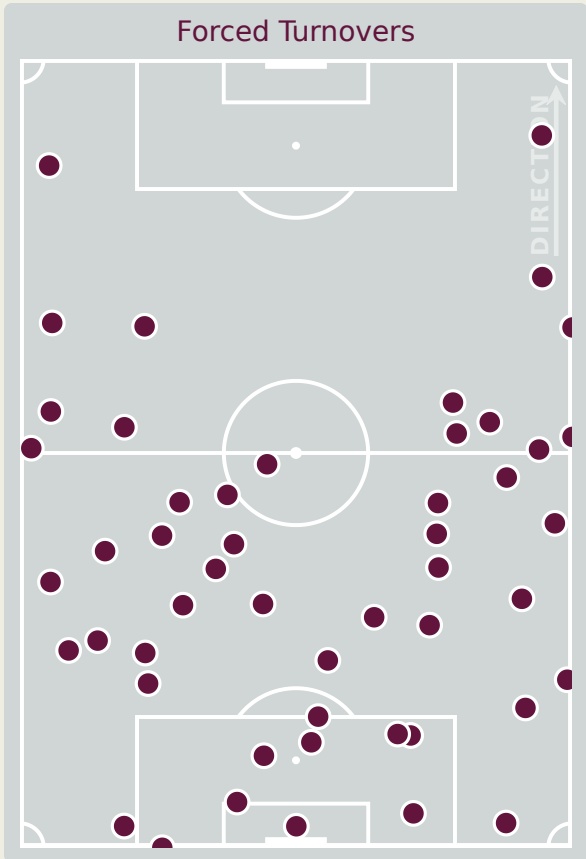
Interceptions

50

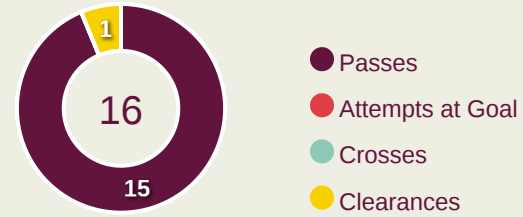
Tackles

3.27

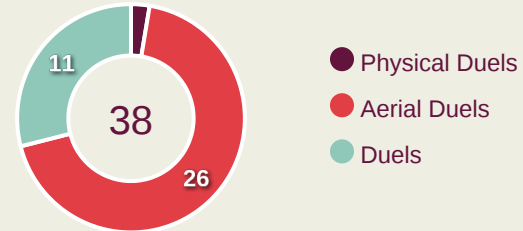
Possession Actions / Defensive Action



Blocks



Possession Contests



Most Possession Regains

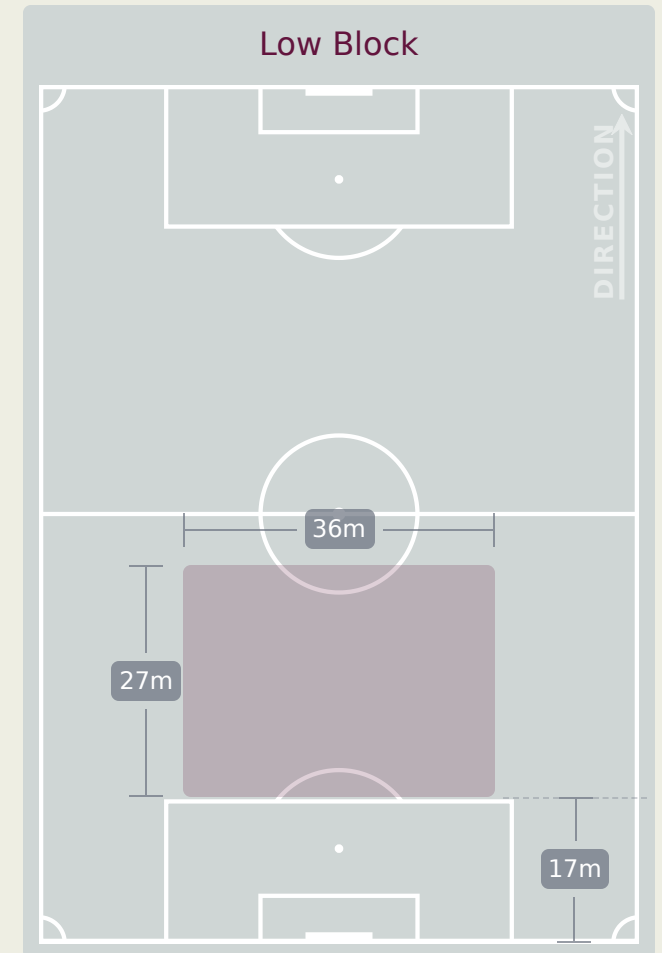
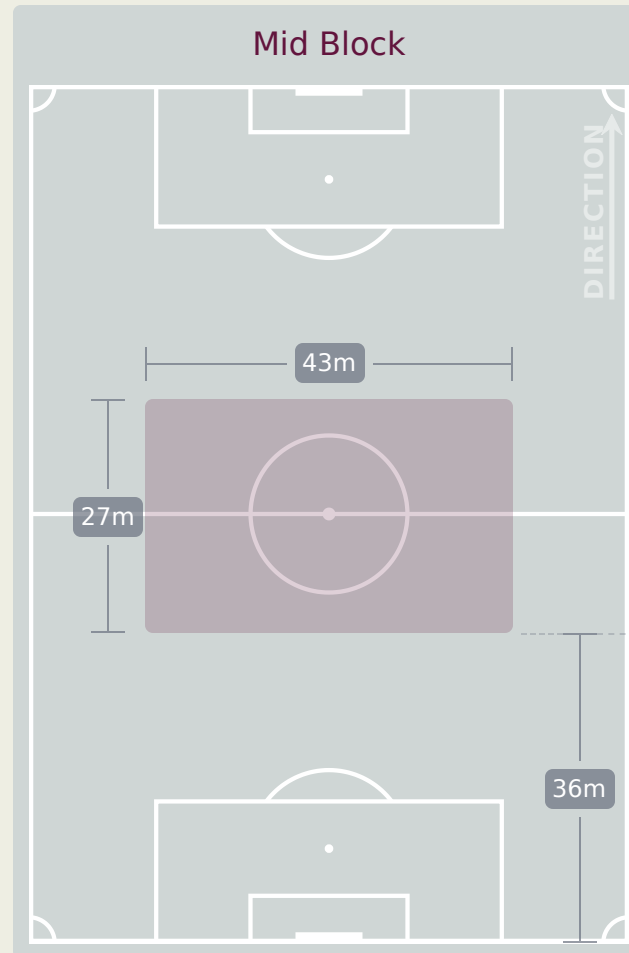
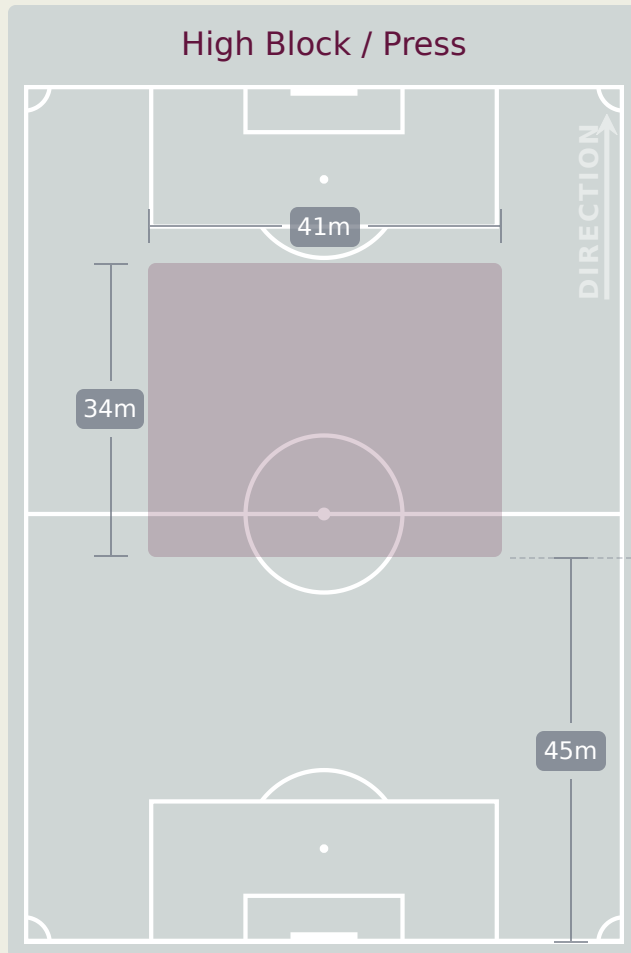
10

MEUPIYOU Bastien
LEFT CENTRE BACK

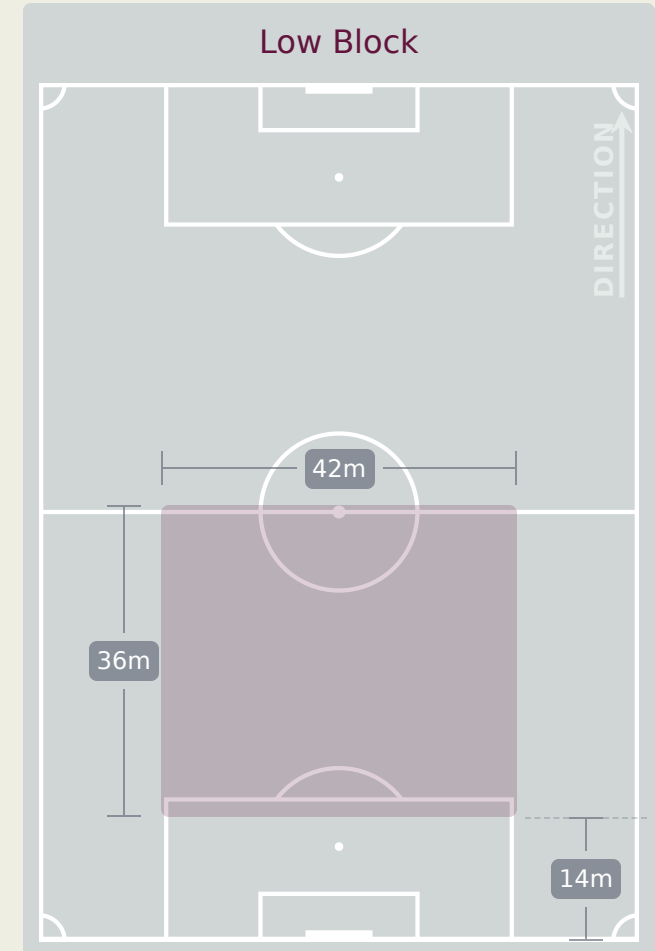
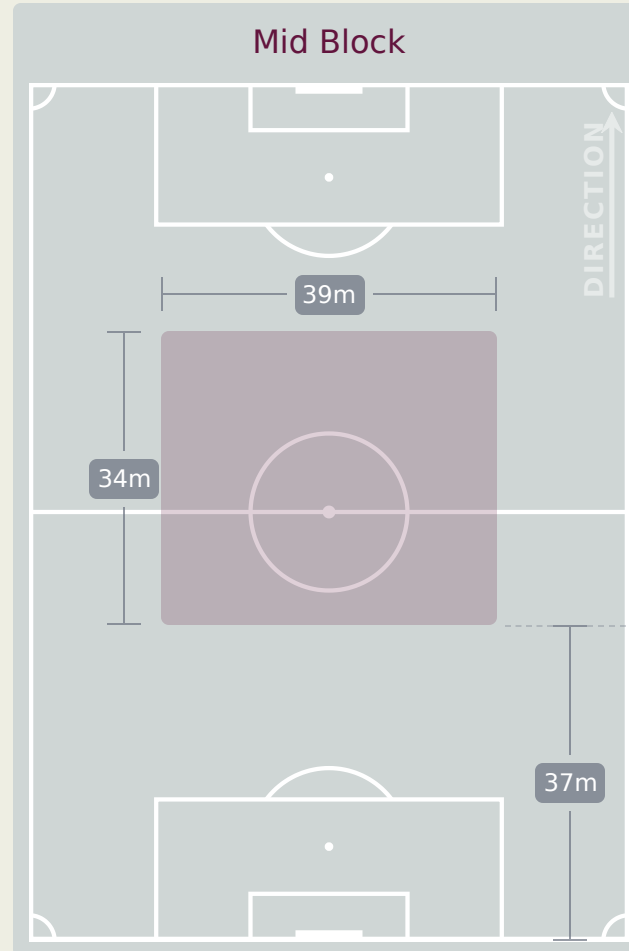
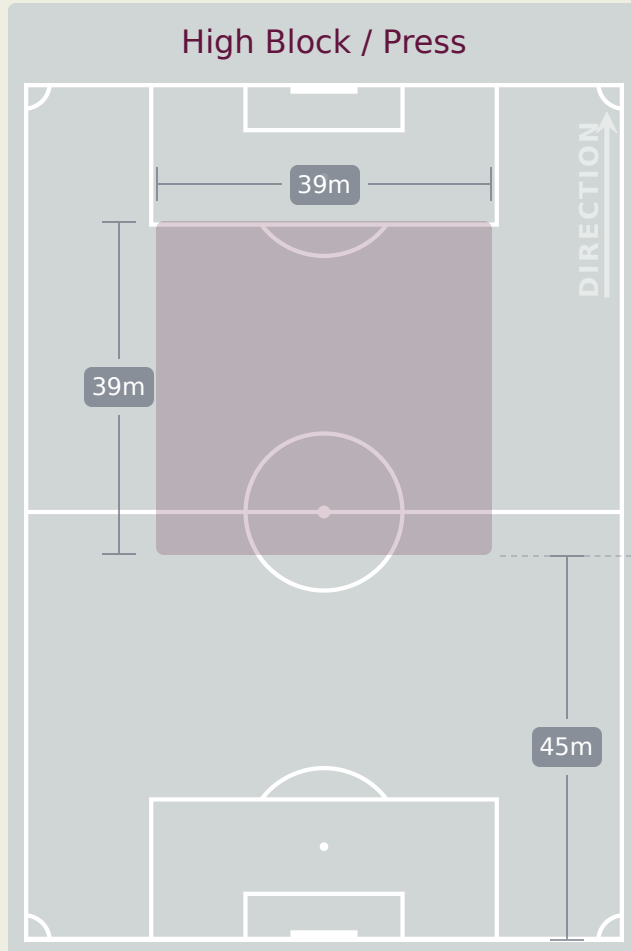
#	Player	Total Possession Regains
1	ARGNEY Paul	6
2	TITI Yvann	9
4	MEUPIYOU Bastien	10
5	KAYI SANDA Joachim	5
8	BOUABRE Saimon	3
9	LAMBOURDE Mathis	0
10	BOUNEB Ismail	1
11	GOMIS Tidiam	0
13	SADI Aymen	2
14	SYLLA Fode	3
20	AMOUGOU Mathis	7
3	SANGUI Nhoa	8
17	DIALLO Tidiane	0
19	TINCRES Joan	0

Defensive Line Height & Team Length

Germany



Defensive Line Height & Team Length



Defensive Pressure



230	Total Pressures	150
73	Direct Pressures	55
1.52s	Avg Pressure Duration	1.75s
55	Forced Turnovers	50
10.5s	Ball Recovery Time	8.39s
96	Pushing on into Pressing	44
181	Pushing on	103
39	Pressing Direction Inside	28
128	Pressing Direction Outside	70

Most Direct Pressures

13

HARCHAOUI Fayssal
DEFENSIVE MIDFIELD CENTRE

Most Direct Pressures

9

AMOUGOU Mathis
DEFENSIVE MIDFIELD CENTRE



GOALKEEPING



Germany v France

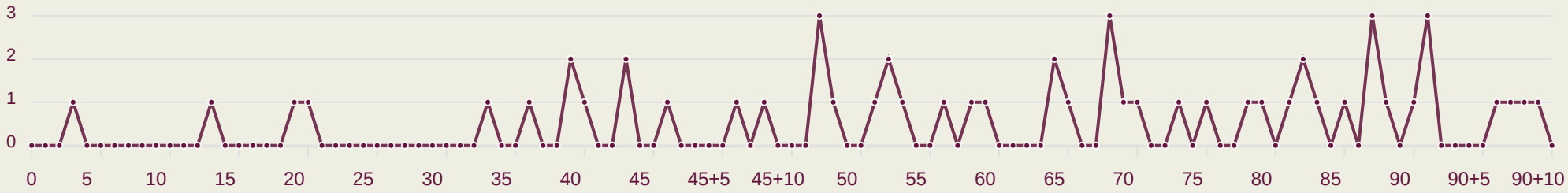


Goalkeeping Involvement



Germany

Germany GK Involvement Timeline



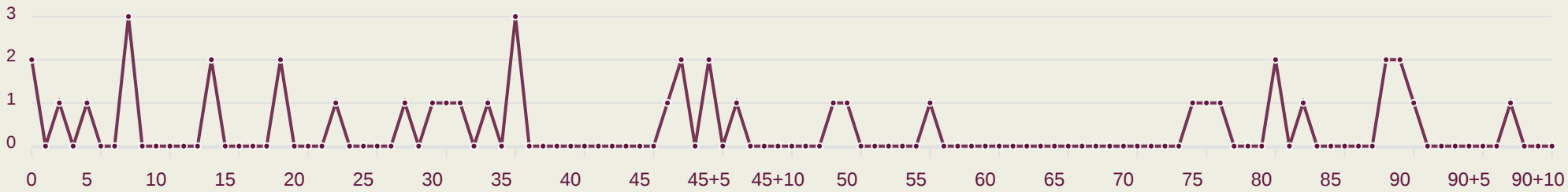
55

Total Involvements



France

France GK Involvement Timeline

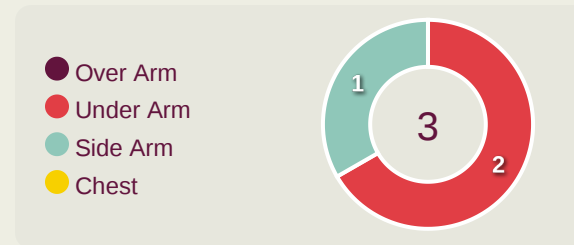
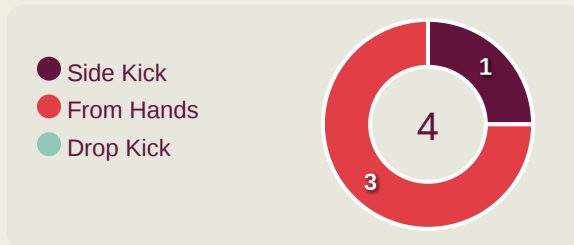
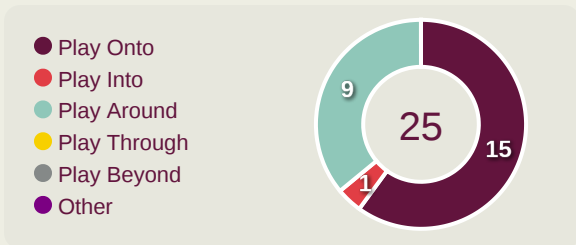
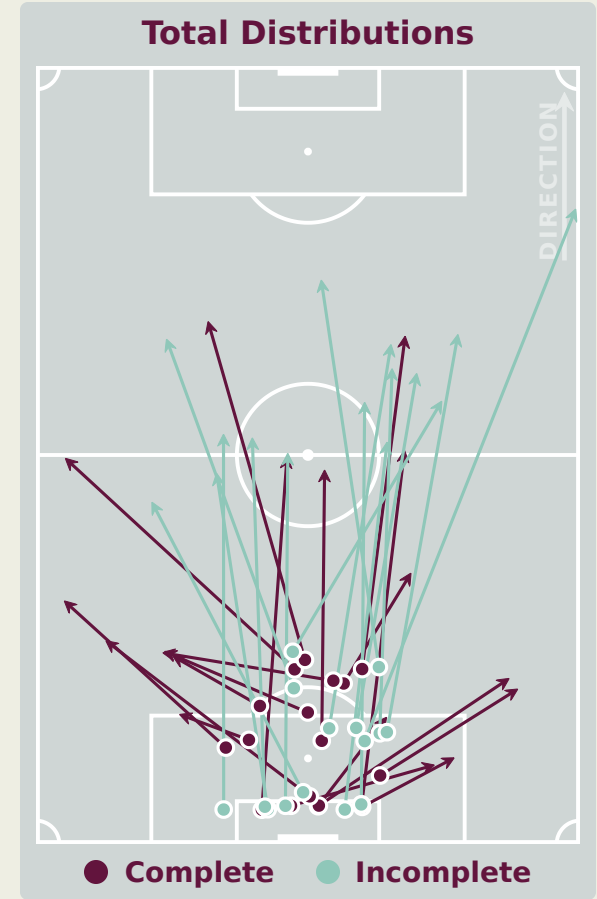
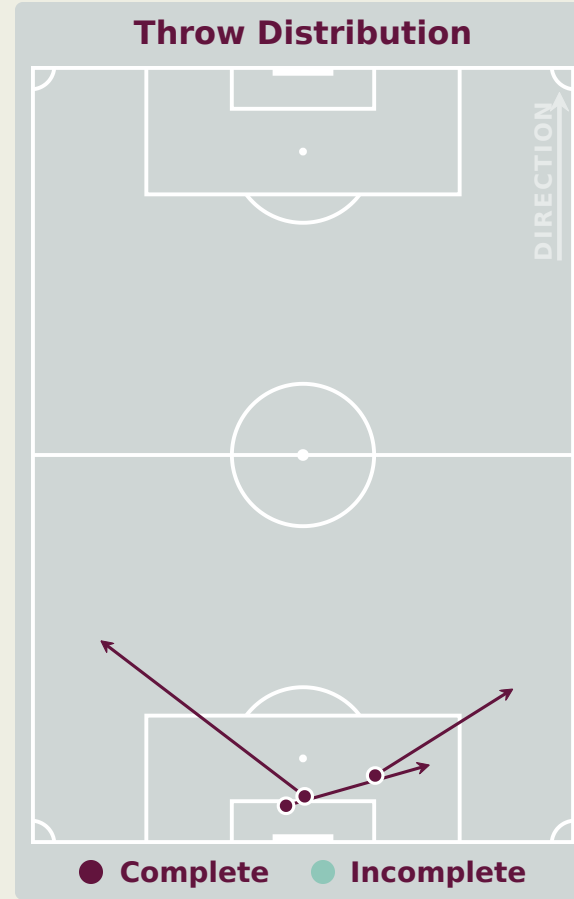
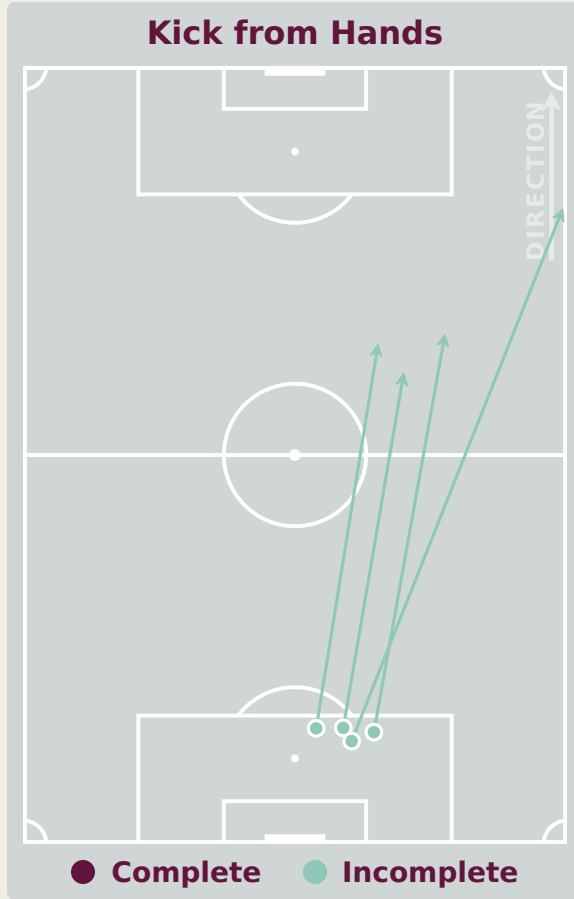
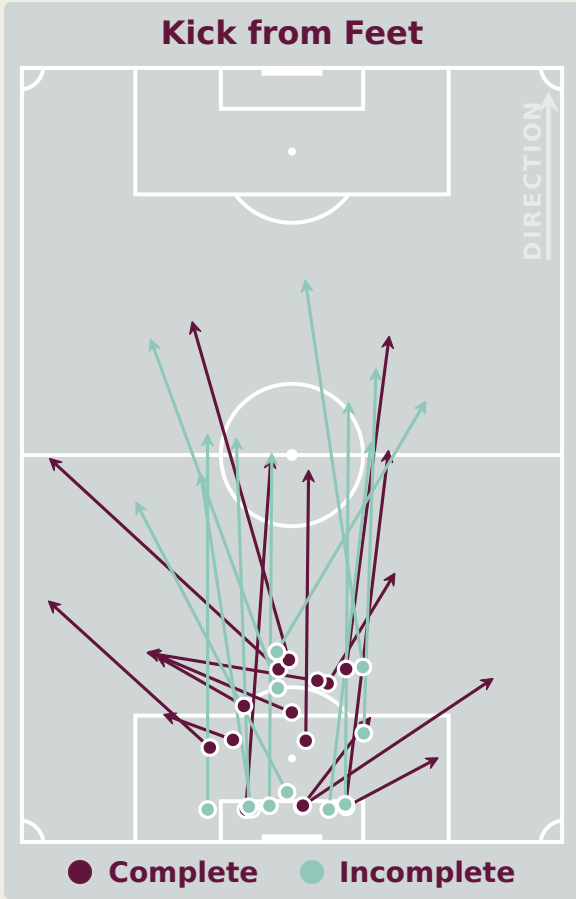


41

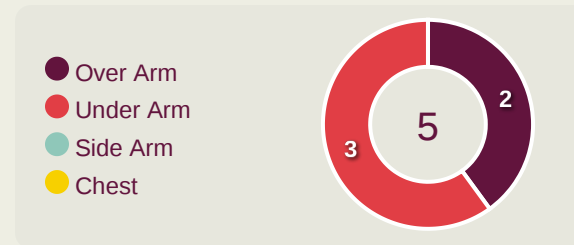
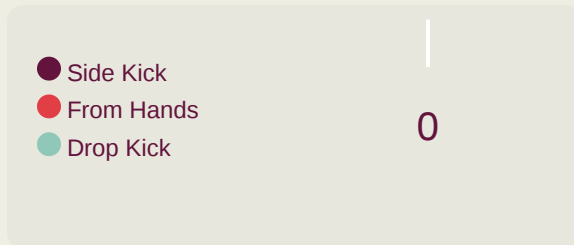
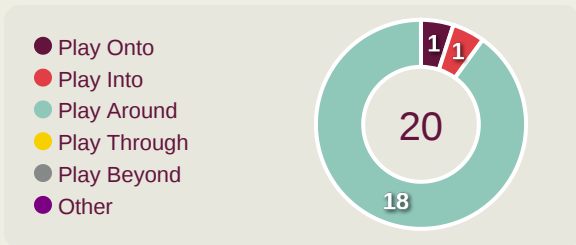
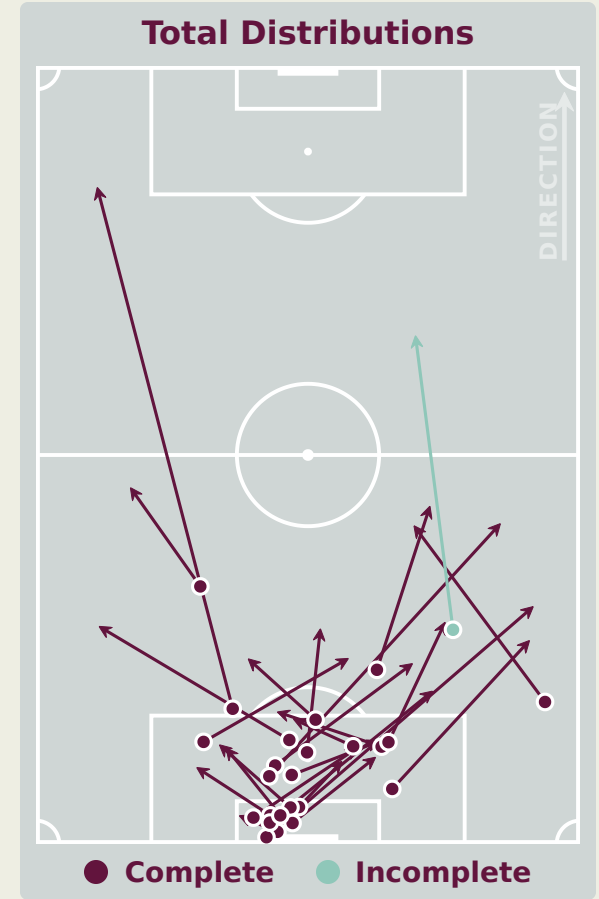
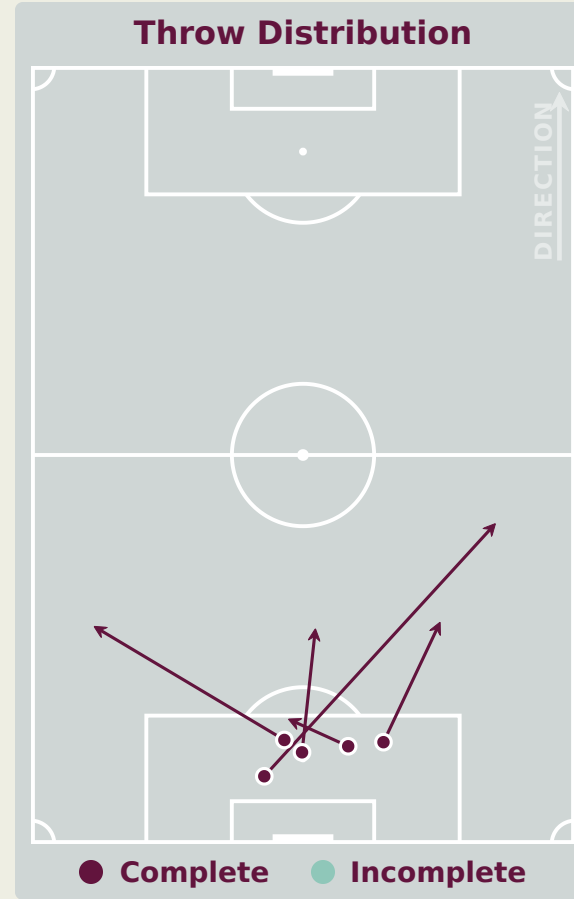
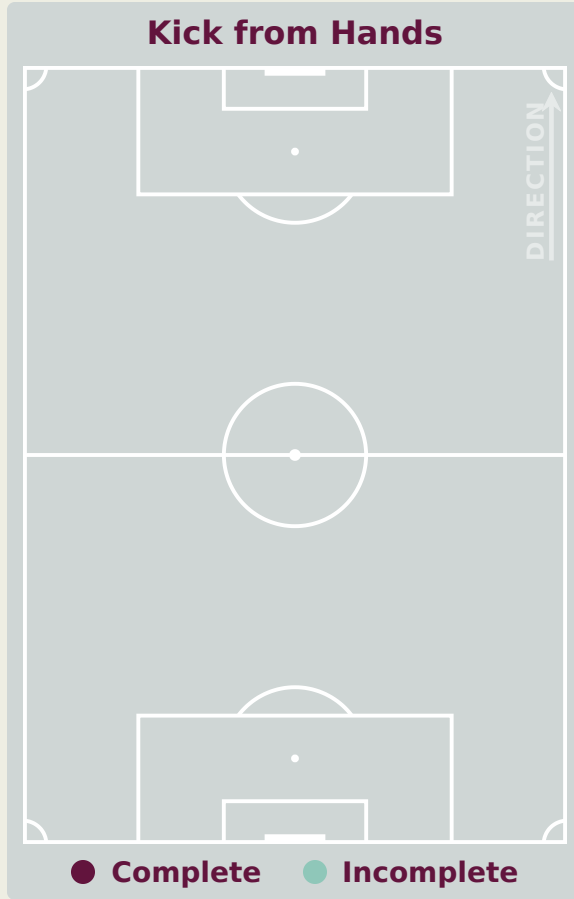
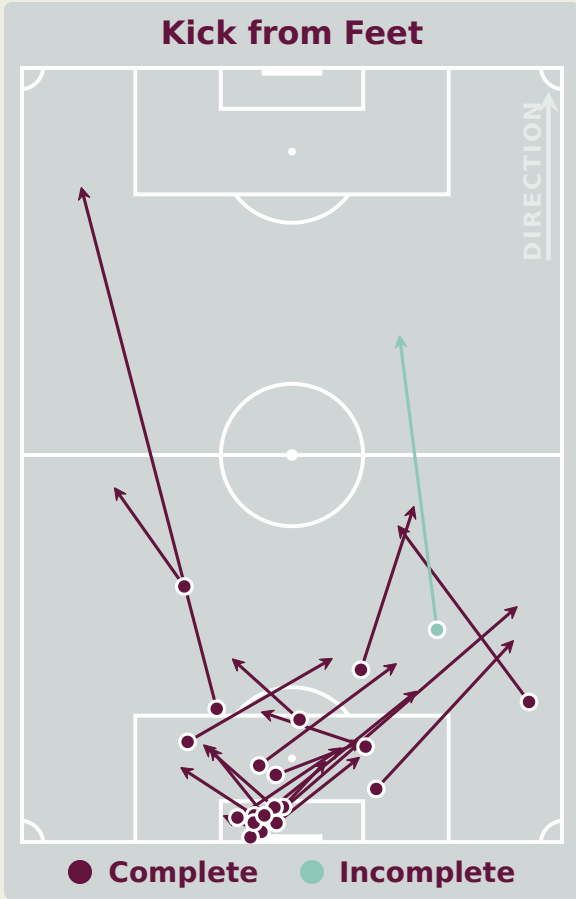
Total Involvements

Goalkeeping Distribution

Germany 



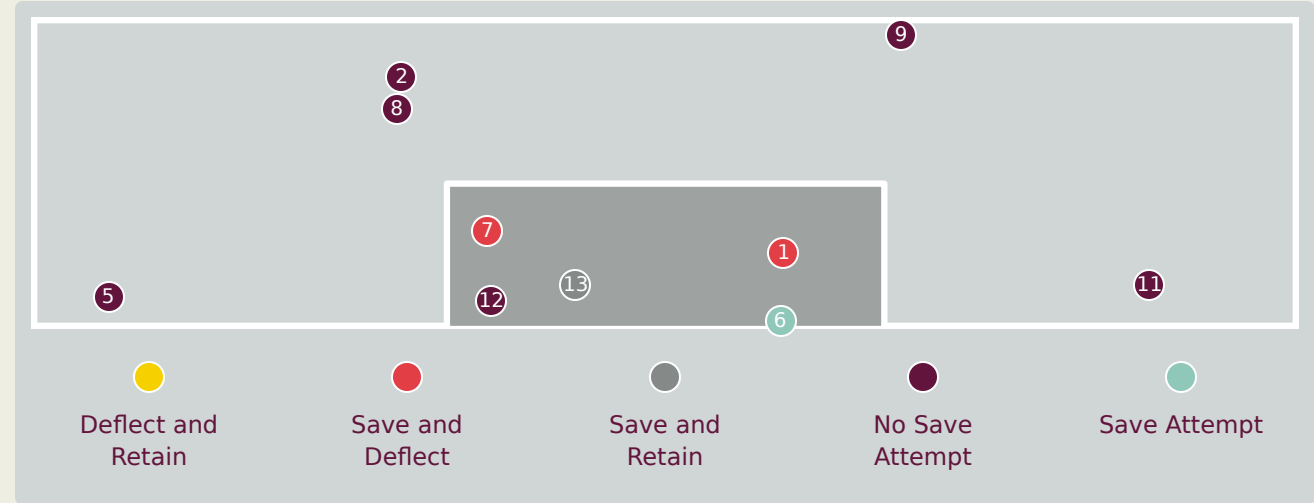
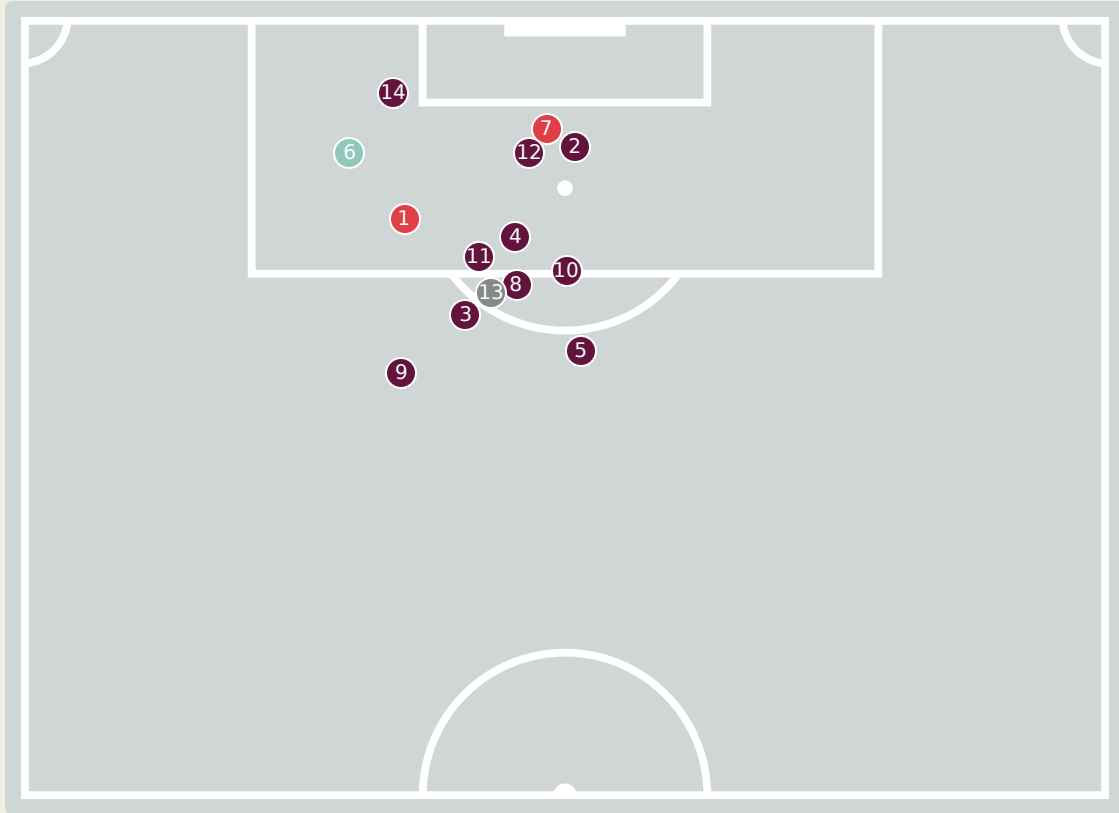
Goalkeeping Distribution



Germany



Goal Prevention



● Deflect and Retain
 ● Save and Deflect
 ● Save and Retain
 ● No Save Attempt
 ● Save Attempt

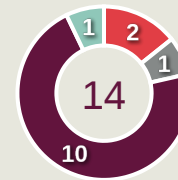
14

Total Attempts on Goal Faced

60

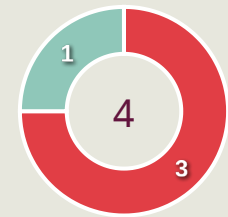
Save %

Intervention Type



● Deflect & Retain
 ● Save & Deflect
 ● Save & Retain
 ● No Save Attempt
 ● Save Attempt

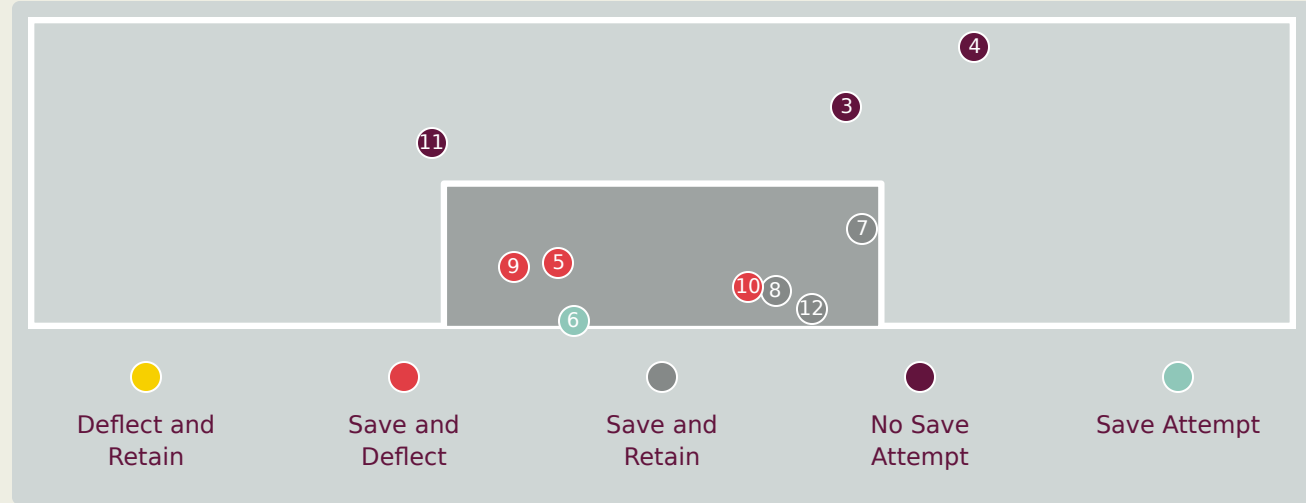
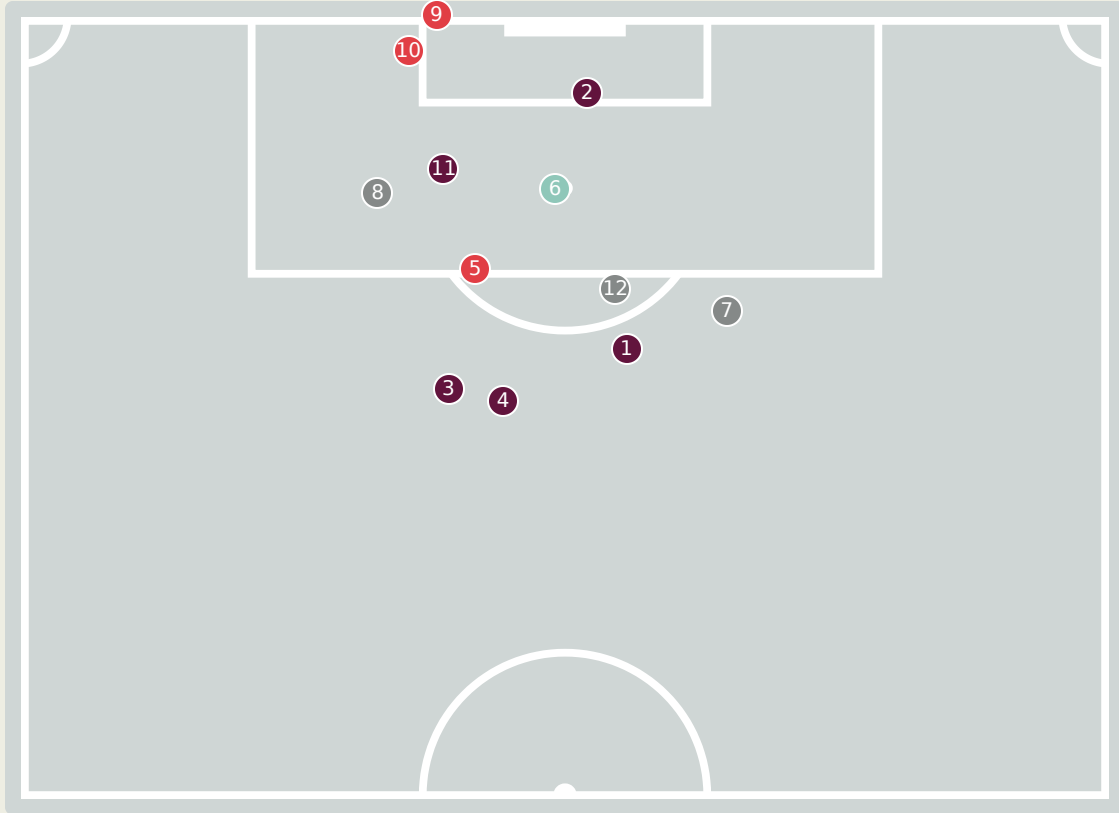
Intervention Body Type



● Head
 ● Hands
 ● Upper Body
 ● Lower Body
 ● Feet

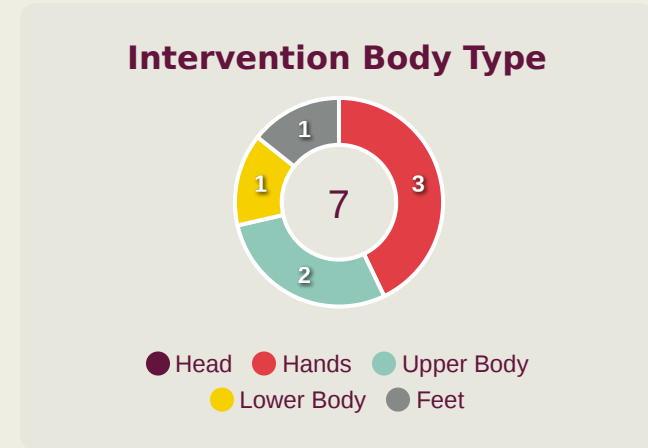
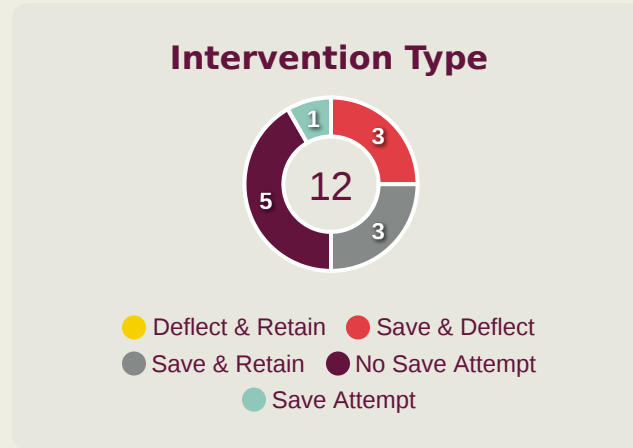
Total Attempts on Goal Faced	Total Goal Interventions	Save & Retain	Deflect & Retain	Save & Deflect	Save Attempt	No Save Attempt
14	3	1	0	2	1	10

Goal Prevention



12
Total Attempts on Goal Faced

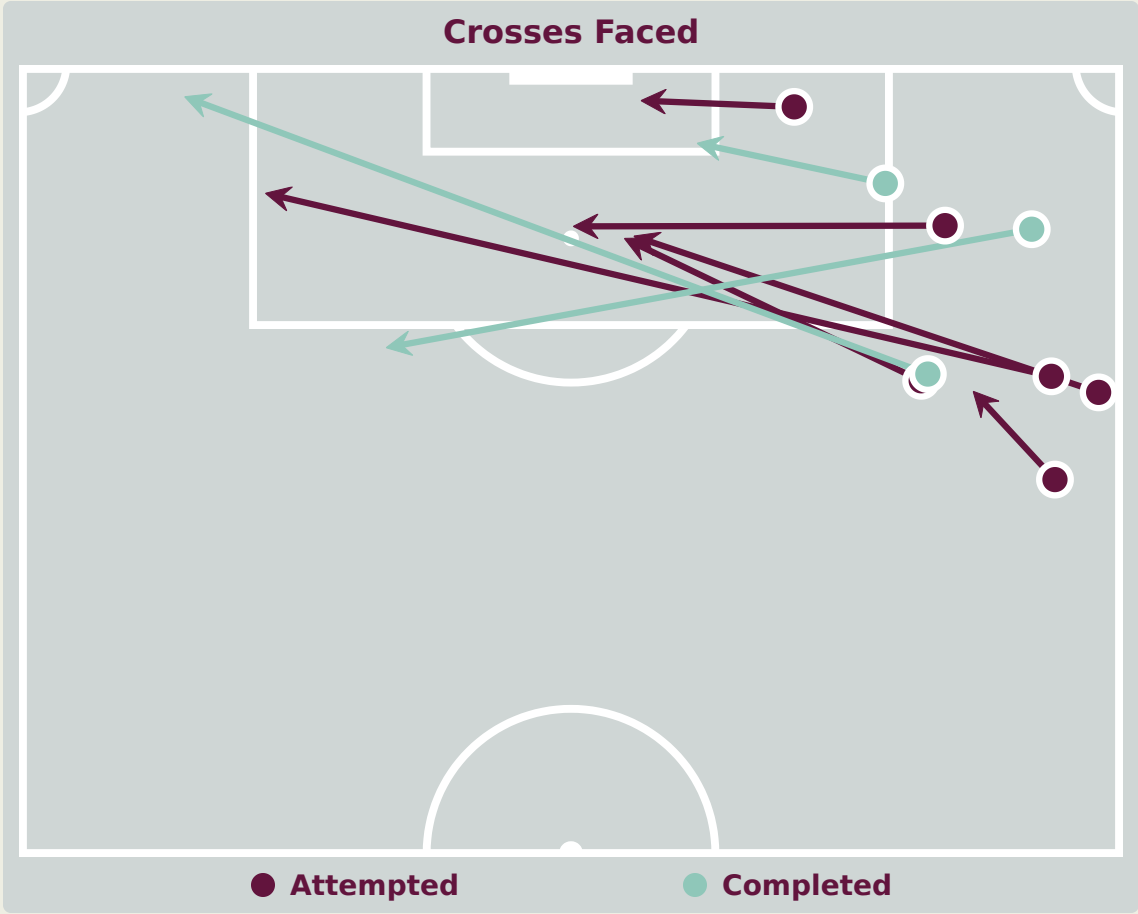
71
Save %



Total Attempts on Goal Faced	Total Goal Interventions	Save & Retain	Deflect & Retain	Save & Deflect	Save Attempt	No Save Attempt
12	6	3	0	3	1	5

Aerial Control

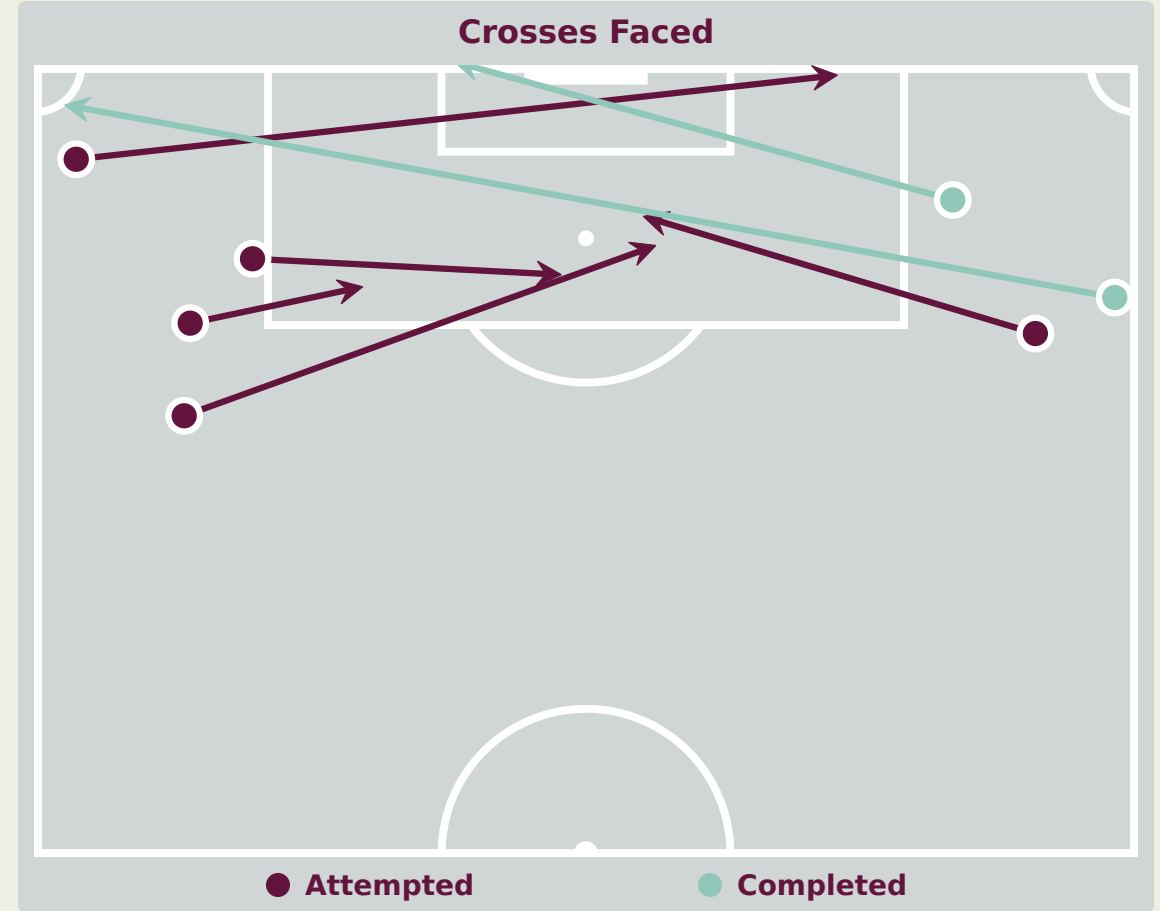
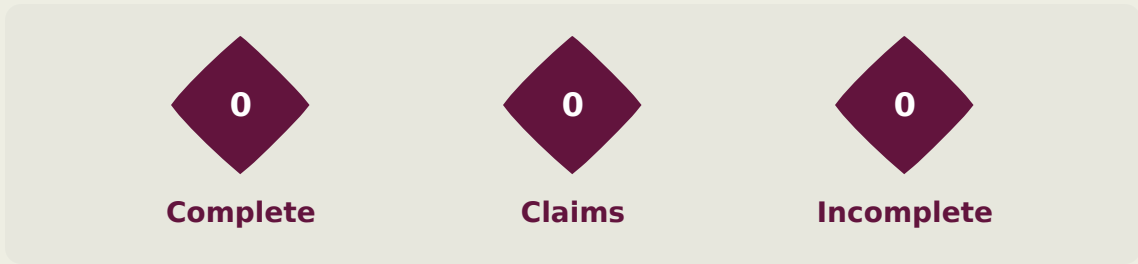
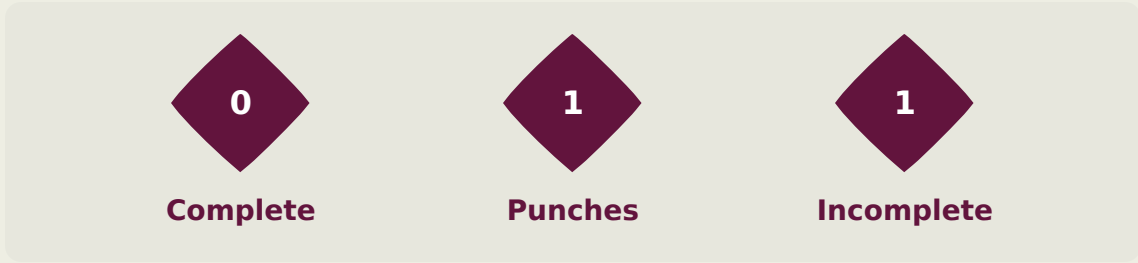
Germany 



Delivery Types Faced

Total	In Swing	Out Swing	Driven	Lofted	Cutback	Push
25	6	12	0	2	0	5

Aerial Control



Delivery Types Faced

Total	In Swing	Out Swing	Driven	Lofted	Cutback	Push
14	6	3	1	3	0	1

SET PLAYS



Germany v France



Set Plays - Corners

33

Total Set Plays

10

Total Free Kicks

1

Total Penalties

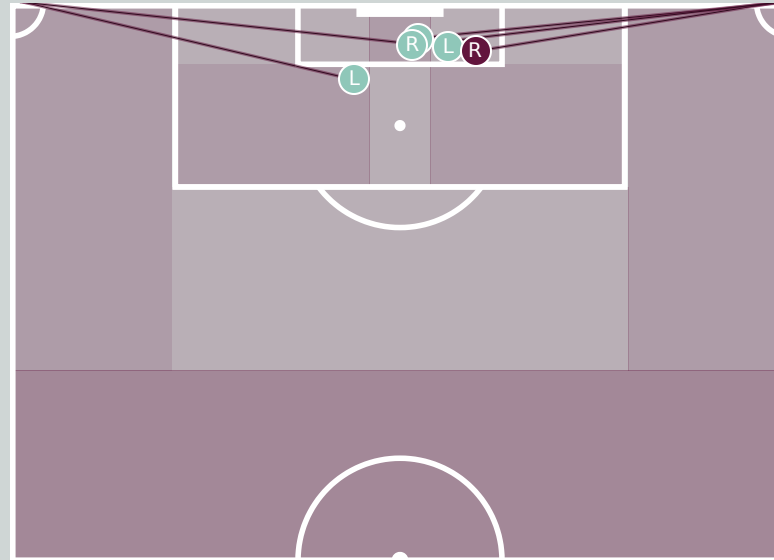
5

Total Corners

17

Total Throw Ins

Corners - First Contact



● Germany

● France

Germany



Delivery Type	From Left Side	From Right Side	Total
Direct to Area	2	3	5
Short	0	0	0
Edge of Penalty Area	0	0	0

Delivery Style	Total
Inswing	5
Outswing	0
Driven	0

Free Kicks

Type	Total
Direct	9
Direct (on target)	0
Direct (off target)	0
Indirect	1

First Contacts on Germany Crosses

1

By Germany

4

By France

Top 5 Player First Contacts

Player	Team	Total
SADI Aymen	France	2
MOERSTEDT Max	Germany	1
TITI Yvann	France	1
SYLLA Fode	France	1

Set Plays - Corners

43

Total Set Plays

22

Total Free Kicks

0

Total Penalties

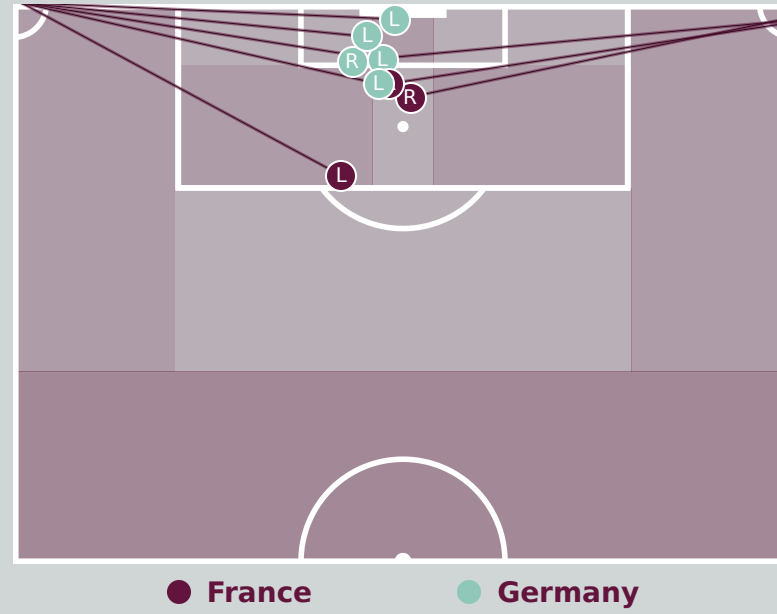
8

Total Corners

13

Total Throw Ins

Corners - First Contact



Delivery Type	From Left Side	From Right Side	Total
Direct to Area	4	3	7
Short	1	0	1
Edge of Penalty Area	0	0	0

Delivery Style	Total
Inswing	4
Outswing	3
Driven	0

Free Kicks

Type	Total
Direct	19
Direct (on target)	0
Direct (off target)	0
Indirect	3

First Contacts on France Crosses

3

By France

5

By Germany

Top 5 Player First Contacts

Player	Team	Total
MOERSTEDT Max	Germany	3
TITI Yvann	France	2
SYLLA Fode	France	1
HEIDE Konstantin	Germany	1
ODOGU David	Germany	1

INDIVIDUAL DATA IN POSSESSION



Germany v France



In Possession - Distributions



#	Player	Passes Attempted	Passes Completed	Pass Completion %	Switches of Play	Crosses Attempted	Crosses Completed	Line Breaks Attempted	Line Breaks Completed	Line Break Completion %	Ball Progressions	Take Ons	Step Ins	Attempts at Goal	Goals
12	HEIDE Konstantin	33	18	55%	0	0	0	20	7	35%	0	0	0	0	0
4	JELTSCH Finn	23	16	70%	0	0	0	12	6	50%	2	1	1	0	0
6	HARCHAOUI Fayssal	13	9	69%	0	0	0	5	2	40%	3	1	2	1	0
7	BRUNNER Paris	17	9	53%	0	1	0	8	6	75%	11	3	8	4	1
9	MOERSTEDT Max	19	14	74%	0	1	1	3	2	66%	0	0	0	3	0
10	DARVICH Noah	12	8	67%	0	4	1	6	3	50%	0	0	0	3	1
13	HENNIG Maximilian	23	14	61%	1	2	0	10	5	50%	1	0	1	0	0
14	ODOGU David	20	18	90%	2	0	0	12	8	66%	4	0	4	1	0
16	OSAWA Winners	14	9	64%	0	0	0	4	4	100%	2	1	1	0	0
17	DA SILVA MOREIRA Eric	22	15	68%	1	5	1	15	10	66%	3	1	2	0	0
18	YALCINKAYA Bilal	9	9	100%	0	1	0	0	0	0%	1	1	0	0	0
3	KABAR Almugera	4	3	75%	0	0	0	1	0	0%	0	0	0	0	0
8	HERWERTH Maximilian	2	1	50%	0	0	0	2	1	50%	0	0	0	0	0
20	RAMSAK Robert	5	2	40%	0	0	0	1	0	0%	0	0	0	0	0

In Possession - Offers & Receptions

Germany 

			Offer movement types						
#	Player	Total Offers	In Front	In Between	Out to In	In to Out	In Behind	No Movement	Offers Received
12	HEIDE Konstantin	1	0	0	0	0	0	1	0
4	JELTSCH Finn	3	1	0	0	0	0	2	2
6	HARCHAOUI Fayssal	6	4	0	0	0	0	2	4
7	BRUNNER Paris	27	0	6	4	3	12	2	8
9	MOERSTEDT Max	21	1	7	1	0	12	0	4
10	DARVICH Noah	7	0	4	1	0	2	0	2
13	HENNIG Maximilian	8	2	0	0	2	2	2	2
14	ODOGU David	1	0	0	0	0	0	1	1
16	OSAWA Winners	8	2	3	0	2	1	0	2
17	DA SILVA MOREIRA Eric	24	2	1	0	0	6	15	5
18	YALCINKAYA Bilal	17	0	4	0	1	7	5	1
3	KABAR Almugera	1	0	0	0	0	1	0	0
8	HERWERTH Maximilian	0	0	0	0	0	0	0	0
20	RAMSAK Robert	3	0	0	0	0	3	0	0

France



In Possession - Distributions

#	Player	Passes Attempted	Passes Completed	Pass Completion %	Switches of Play	Crosses Attempted	Crosses Completed	Line Breaks Attempted	Line Breaks Completed	Line Break Completion %	Ball Progressions	Take Ons	Step Ins	Attempts at Goal	Goals
1	ARGNEY Paul	25	24	96%	0	0	0	6	5	83%	0	0	0	0	0
2	TITI Yvann	38	34	89%	1	3	1	14	10	71%	5	2	3	2	0
4	MEUPIYOU Bastien	51	46	90%	0	0	0	8	5	62%	5	1	4	0	0
5	KAYI SANDA Joachim	58	54	93%	0	0	0	17	15	88%	1	0	1	0	0
8	BOUABRE Saimon	13	9	69%	1	0	0	3	2	66%	6	4	2	2	1
9	LAMBOURDE Mathis	18	9	50%	0	0	0	0	0	0%	0	0	0	1	0
10	BOUNEB Ismail	31	25	81%	0	19	4	12	5	41%	4	0	4	1	0
11	GOMIS Tidiam	24	24	100%	0	3	1	3	2	66%	6	0	6	1	0
13	SADI Aymen	28	22	79%	0	0	0	15	10	66%	1	0	1	0	0
14	SYLLA Fode	33	26	79%	0	0	0	6	6	100%	3	2	1	3	0
20	AMOUGOU Mathis	34	28	82%	0	0	0	13	10	76%	5	1	4	2	1
3	SANGUI Nhoa	21	19	90%	0	0	0	7	7	100%	1	1	0	1	0
17	DIALLO Tidiane	2	2	100%	0	0	0	1	1	100%	0	0	0	1	0
19	TINCRES Joan	2	1	50%	0	0	0	0	0	0%	0	0	0	0	0



In Possession - Offers & Receptions

			Offer movement types						
#	Player	Total Offers	In Front	In Between	Out to In	In to Out	In Behind	No Movement	Offers Received
1	ARGNEY Paul	1	0	0	0	0	0	1	1
2	TITI Yvann	28	3	1	1	0	11	12	9
4	MEUPIYOU Bastien	2	0	0	0	0	1	1	0
5	KAYI SANDA Joachim	4	1	0	0	0	0	3	4
8	BOUABRE Saimon	23	1	2	1	1	12	6	11
9	LAMBOURDE Mathis	16	0	6	0	2	7	1	4
10	BOUNEB Ismail	36	3	22	0	2	8	1	12
11	GOMIS Tidiam	69	11	13	5	3	14	23	14
13	SADI Aymen	13	3	0	2	0	0	8	6
14	SYLLA Fode	43	11	9	1	3	14	5	12
20	AMOUGOU Mathis	54	21	19	0	3	4	7	9
3	SANGUI Nhoa	27	3	1	0	0	13	10	10
17	DIALLO Tidiane	3	0	0	1	0	0	2	3
19	TINCRES Joan	10	0	2	0	1	7	0	1

INDIVIDUAL DATA OUT OF POSSESSION



Germany v France



Out of Possession



#	Player	Tackles Made / Won	Blocks	Interceptions	Pressing Direct	Pressing Indirect	Duels Won - Aerial	Duels Won - Physical	Possession Contests won	Clearances	Loose Ball Receptions	Pushing On	Pushing On into Pressing	Possession Regains	Possession Interrupted
12	HEIDE Konstantin	0 / 0	0	0	0	0	0	0	0	0	3	0	0	9	0
4	JELTSCH Finn	5 / 1	0	1	4	2	3	0	3	5	2	7	3	6	5
6	HARCHAOUI Fayssal	8 / 0	4	1	13	33	0	0	1	7	8	22	12	7	9
7	BRUNNER Paris	4 / 1	3	1	5	23	0	0	0	1	9	20	11	4	2
9	MOERSTEDT Max	1 / 1	0	0	3	15	2	1	3	6	3	5	3	2	4
10	DARVICH Noah	1 / 0	1	0	2	15	2	0	2	0	4	8	7	0	1
13	HENNIG Maximilian	2 / 0	0	1	7	8	0	0	0	4	3	20	8	2	3
14	ODOGU David	9 / 2	2	0	6	5	3	0	3	6	3	15	5	7	6
16	OSAWA Winners	5 / 1	2	0	10	5	0	0	0	0	9	17	6	3	0
17	DA SILVA MOREIRA Eric	9 / 3	7	1	12	14	2	0	2	4	8	34	14	11	5
18	YALCINKAYA Bilal	3 / 1	1	0	3	27	0	0	0	0	7	19	18	2	1
3	KABAR Almugera	3 / 0	0	1	2	6	1	0	1	1	1	6	5	1	0
8	HERWERTH Maximilian	4 / 1	1	0	4	1	0	0	0	0	1	2	2	2	2
20	RAMSAK Robert	5 / 0	0	0	2	3	0	0	0	1	1	6	2	1	3

Out of Possession



#	Player	Tackles Made / Won	Blocks	Interceptions	Pressing Direct	Pressing Indirect	Duels Won - Aerial	Duels Won - Physical	Possession Contests won	Clearances	Loose Ball Receptions	Pushing On	Pushing On into Pressing	Possession Regains	Possession Interrupted
1	ARGNEY Paul	0 / 0	0	0	0	0	0	0	0	0	4	0	0	6	0
2	TITI Yvann	5 / 1	5	2	5	5	2	0	2	6	9	13	1	9	7
4	MEUPIYOU Bastien	7 / 1	2	2	7	2	1	0	3	6	3	3	3	10	5
5	KAYI SANDA Joachim	12 / 1	0	0	6	5	0	0	3	5	5	8	3	5	7
8	BOUABRE Saimon	3 / 0	2	2	3	6	0	0	0	1	5	1	0	3	1
9	LAMBOURDE Mathis	0 / 0	0	0	3	22	2	0	3	0	3	18	9	0	0
10	BOUNEB Ismail	1 / 0	1	0	4	15	1	0	1	1	5	18	7	1	1
11	GOMIS Tidiam	1 / 0	1	0	5	11	1	0	1	0	4	10	9	0	0
13	SADI Aymen	3 / 0	3	0	4	6	1	0	2	3	2	9	3	2	3
14	SYLLA Fode	7 / 0	2	0	4	4	2	0	3	5	8	4	1	3	3
20	AMOUGOU Mathis	8 / 2	1	1	9	12	0	0	1	6	7	15	5	7	3
3	SANGUI Nhoa	3 / 2	0	3	5	3	2	0	2	5	4	4	3	8	3
17	DIALLO Tidiane	0 / 0	0	0	0	0	0	0	0	0	0	0	0	0	0
19	TINCRES Joan	0 / 0	0	0	0	4	0	0	0	0	1	0	0	0	0

INDIVIDUAL DATA PHYSICAL



Germany v France



Physical Data

Germany



#	Player	Total Distance (m)	Zone 1: 0-7 km/h (m)	Zone 2: 7-15 km/h (m)	Zone 3: 15-20 km/h (m)	Zone 4: 20-25 km/h (m)	Zone 5: 25+ km/h (m)	High Speed Runs (Zone 4)	Sprints (Zone 5)	Top Speed (km/h)
12	HEIDE Konstantin	5533.5	4457.2	969.5	106.8	0	0	12.0	0	22.9
4	JELTSCH Finn	9240.0	4735.5	3502.9	724.4	221.8	54.5	66.0	20.0	30.0
6	HARCHAOUI Fayssal	8822.0	4169.3	3128.3	805.4	571.7	147.3	79.0	37.0	29.4
7	BRUNNER Paris	9847.6	4785.9	3056.7	1068.5	642.1	294.4	94.0	55.0	32.0
9	MOERSTEDT Max	10990.9	4437.0	4882.2	1067.2	528.7	75.8	94.0	34.0	30.2
10	DARVICH Noah	8040.1	3568.2	2921.8	809.6	599.8	140.7	82.0	39.0	30.8
13	HENNIG Maximilian	8703.2	3712.8	3541.3	819.0	450.8	178.4	79.0	41.0	31.0
14	ODOGU David	9458.0	4485.0	3513.6	962.8	429.4	68.1	94.0	34.0	30.3
16	OSAWA Winners	7352.2	3001.2	3016.6	830.1	427.2	77.2	75.0	29.0	30.3
17	DA SILVA MOREIRA Eric	10731.5	4384.9	4105.9	1198.7	890.7	151.3	113.0	59.0	31.1
18	YALCINKAYA Bilal	7121.6	3098.6	2005.4	1146.6	767.0	104.0	109.0	57.0	29.9
3	KABAR Almugera	3050.6	1405.1	985.0	306.0	255.0	99.4	36.0	19.0	32.1
8	HERWERTH Maximilian	1454.4	535.1	616.5	151.1	140.2	11.5	15.0	9.0	27.0
20	RAMSAK Robert	4066.4	1717.2	1361.4	575.0	320.8	91.9	49.0	23.0	30.3

Physical Data



#	Player	Total Distance (m)	Zone 1: 0-7 km/h (m)	Zone 2: 7-15 km/h (m)	Zone 3: 15-20 km/h (m)	Zone 4: 20-25 km/h (m)	Zone 5: 25+ km/h (m)	High Speed Runs (Zone 4)	Sprints (Zone 5)	Top Speed (km/h)
1	ARGNEY Paul	5155.8	4065.8	918.8	124.8	46.4	0	13.0	3.0	24.7
2	TITI Yvann	9211.5	4241.0	3035.2	970.0	616.3	350.0	93.0	51.0	32.2
4	MEUPIYOU Bastien	8864.1	4564.1	2961.5	906.8	353.7	78.0	78.0	28.0	30.4
5	KAYI SANDA Joachim	8895.1	4209.1	3504.7	814.8	311.3	55.1	84.0	31.0	28.9
8	BOUABRE Saimon	9367.5	3940.9	3169.9	1263.7	763.4	229.5	109.0	55.0	31.5
9	LAMBOURDE Mathis	8743.5	3388.1	3735.2	1156.8	385.6	76.9	94.0	34.0	29.9
10	BOUNEB Ismail	11518.2	3422.1	6010.2	1491.6	527.5	66.8	130.0	40.0	29.0
11	GOMIS Tidiam	10263.2	4241.8	3666.0	1337.3	693.8	325.3	122.0	58.0	32.0
13	SADI Aymen	4519.8	1765.0	1744.2	613.3	293.8	104.0	52.0	18.0	31.7
14	SYLLA Fode	10441.5	4016.8	4332.2	1525.5	477.2	90.8	122.0	35.0	28.7
20	AMOUGOU Mathis	10143.7	3841.4	4131.5	1328.8	596.4	246.5	130.0	50.0	31.5
3	SANGUI Nhoa	5599.4	2487.8	1966.0	687.6	314.1	143.9	54.0	26.0	31.2
17	DIALLO Tidiane	937.3	406.7	371.2	121.3	38.1	0	10.0	3.0	27.9
19	TINCRES Joan	1244.1	542.8	480.0	115.6	87.3	18.4	11.0	6.0	26.6

