

# FIFA®

2024

**New Zealand 1 - 4 USA**

Group A - Match 10

27 July 2024

19:00 Kick Off

Stade de Marseille



**POST MATCH SUMMARY REPORT**

# Match Summary - Teams

## New Zealand



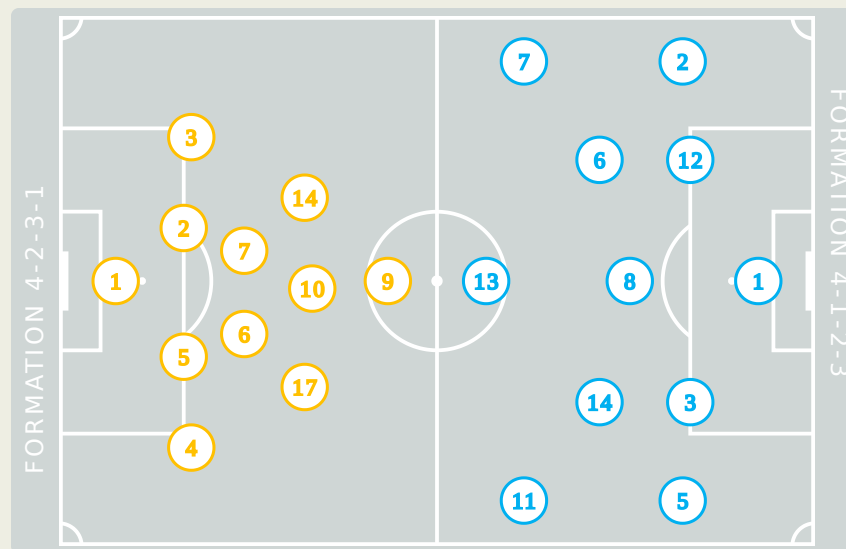
## USA

### STARTING

- 1 GK PAULSEN Alex
- 2 DF BOXALL Michael
- 3 DF SUTTON Sam 65'
- 4 DF BINDON Tyler
- 5 DF SURMAN Finn
- 6 MF BELL Joe ↓ 76'
- 7 MF GARBETT Matthew
- 9 FW WAINE Ben ↓ 76'
- 10 MF SINGH Sarpreet ↓ 83'
- 14 FW HERDMAN Jay ↓ 45'
- 17 MF BAYLISS Lachlan ↓ 45'

### SUBSTITUTES

- 12 GK SIMS Kees
- 22 GK GRAY Henry
- 8 MF OLD Ben
- 11 FW RANDALL Jesse ↑ 45' 78'
- 13 DF KELLY-HEALD Lukas ↑ 76'
- 15 DF SHERIDAN Matthew ↑ 76'
- 16 MF CONCHIE Fin
- 18 FW VAN HATTUM Oskar ↑ 45'
- 19 FW GILLION Liam ↑ 83'
- 20 DF HUGHES Isaac
- 21 MF TOOMEY Luis



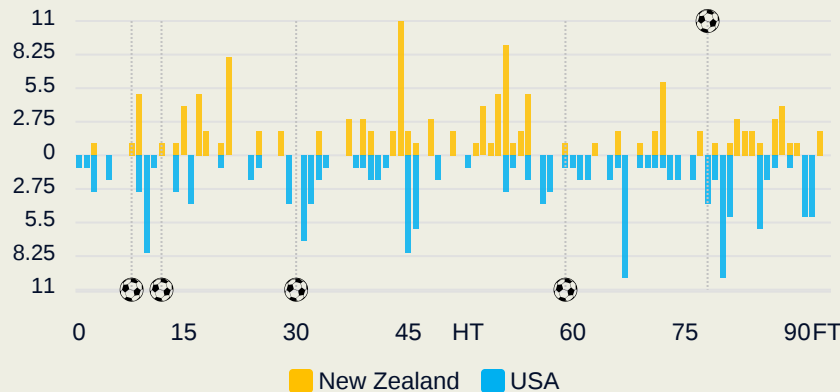
### STARTING

- SCHULTE Patrick GK 1
- ↓ 69' HARRIEL Nathan DF 2
- 12' ZIMMERMAN Walker DF 3
- TOLKIN John DF 5
- ↓ 36' 30' BUSIO Gianluca MF 6
- ↓ 69' PAREDES Kevin FW 7
- 47' TESSMANN Tanner MF 8
- 59' AARONSON Paxten FW 11
- ROBINSON Miles DF 12
- ↓ 56' McGUIRE Duncan FW 13
- ↓ 56' 8' MIHAILOVIC Djordje MF 14

### SUBSTITUTES

- SLONINA Gaga GK 18
- PULSKAMP John GK 22
- ↑ 56' DIETZ Maximilian DF 4
- ↑ 56' YOW Griffin FW 9
- ↑ 69' BOOTH Taylor FW 10
- ↑ 69' CREMASCHI Benjamin MF 15
- ↑ 36' McGLYNN Jack MF 16
- WILEY Caleb DF 17
- DAVIS Jacob DF 19
- GOMEZ Johan FW 20
- ATENCIO Joshua MF 21

### Distribution in the Final Third



# Match Summary - Key Statistics

**New Zealand**



**USA**

## Possession

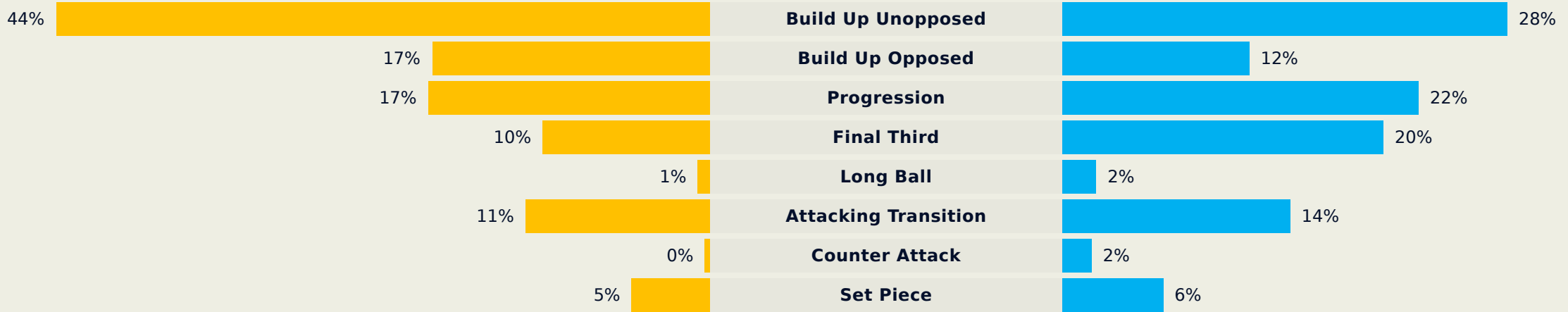
Total	49.9%	8%	42.1%	Total
1	Goals			4
8 (3)	Attempts at Goal (On Target)			22 (9)
533 (468)	Total Passes (Complete)			458 (401)
88 %	Pass Completion %			88 %
71	Completed Line Breaks			102
4	Defensive Line Breaks			11
95	Receptions in the Final Third			128
13	Crosses			19
7	Ball Progressions			12
222 (36)	Defensive Pressures Applied (Direct Pressures)			234 (38)
29	Forced Turnovers			44
63	Second Balls			57
114.3 km	Total Distance Covered			117.1 km
6.1 km	Zone 4 - Low Speed Sprinting: 20-25 km/h			6.1 km

New Zealand

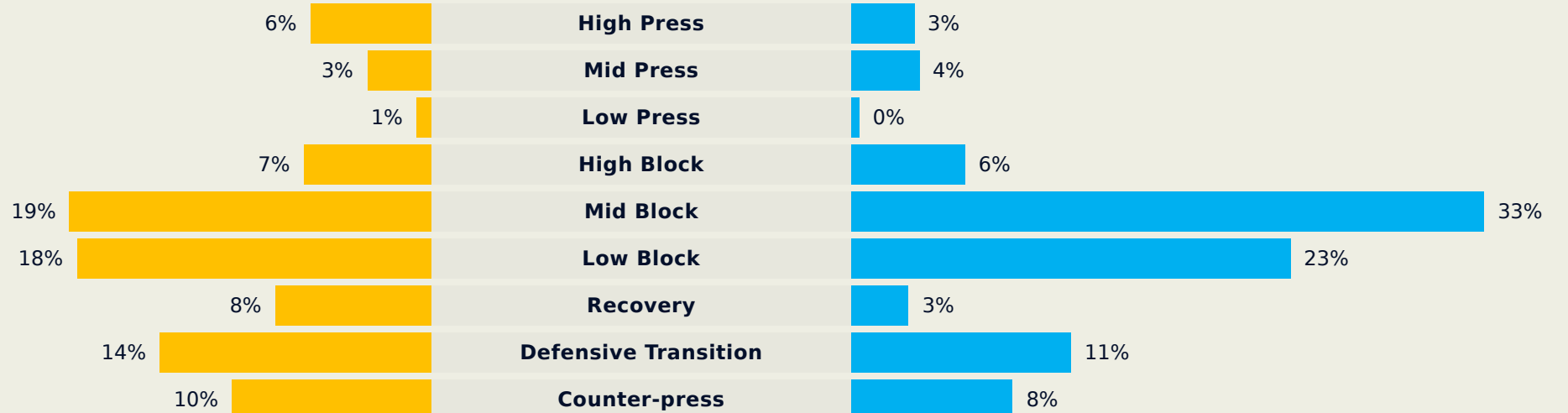
# Phases of Play

USA

## IN POSSESSION



## OUT OF POSSESSION



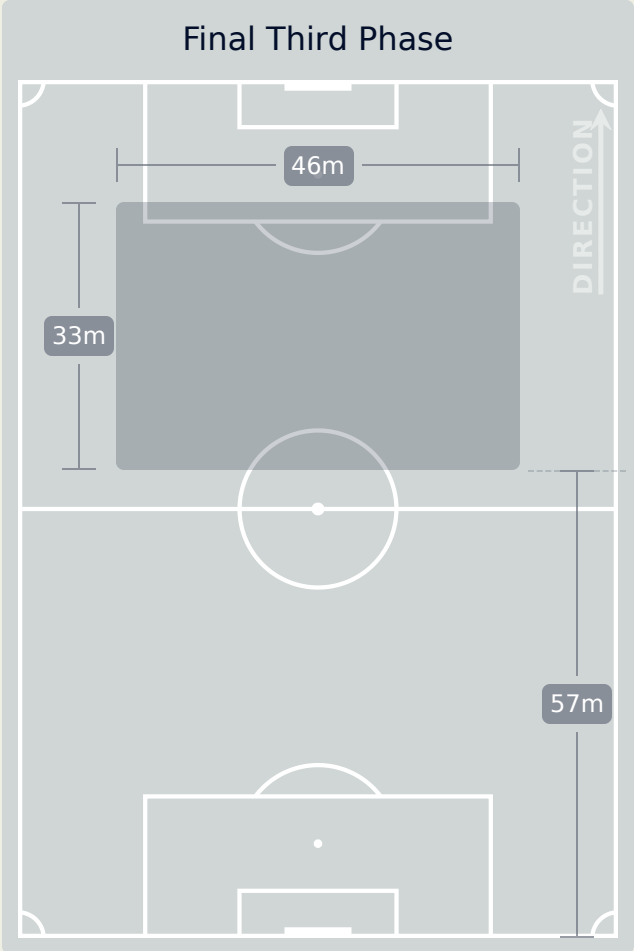
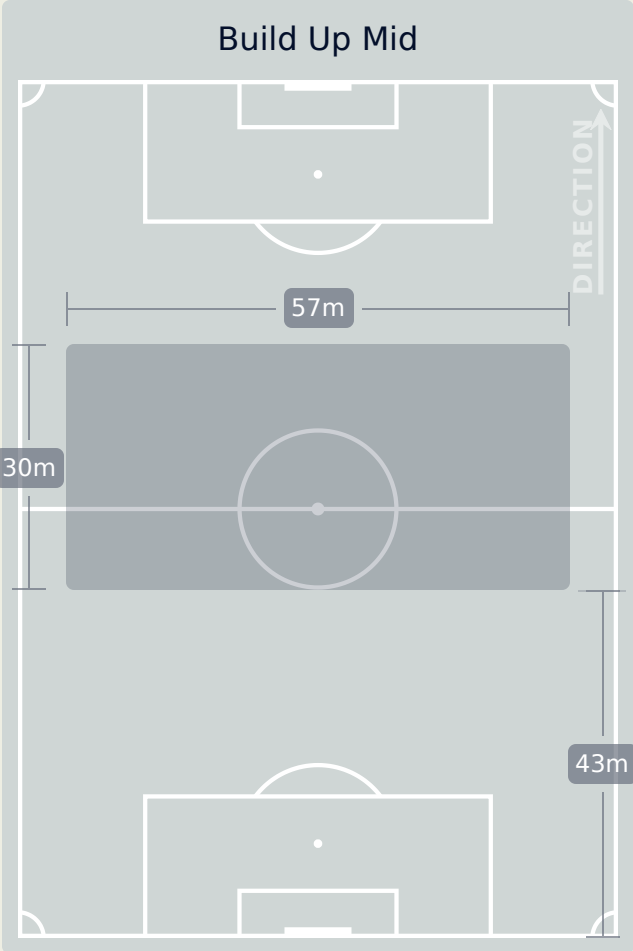
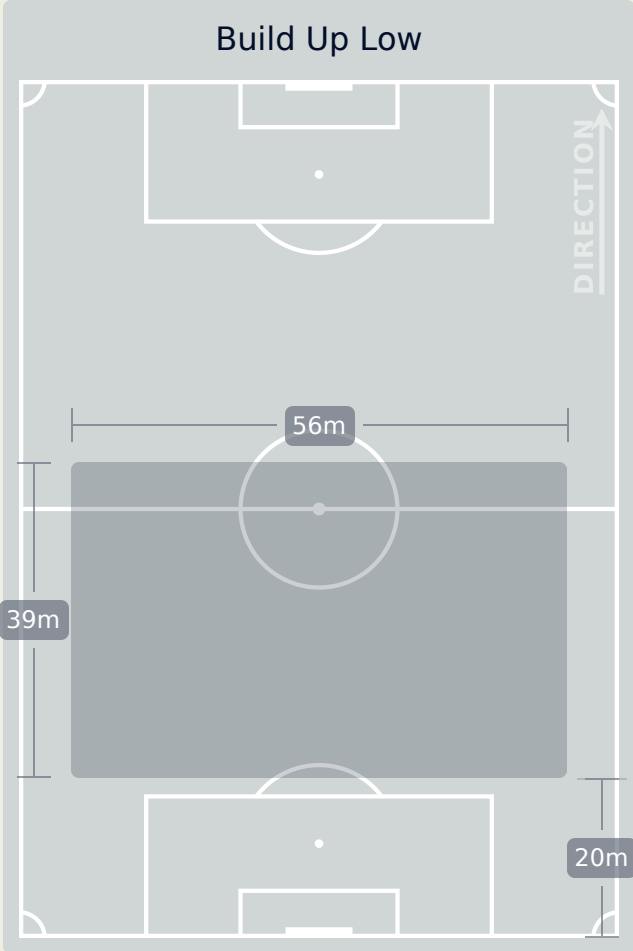
**FIFA®**  
2024

**IN POSSESSION**

**New Zealand 1 - 4 USA**

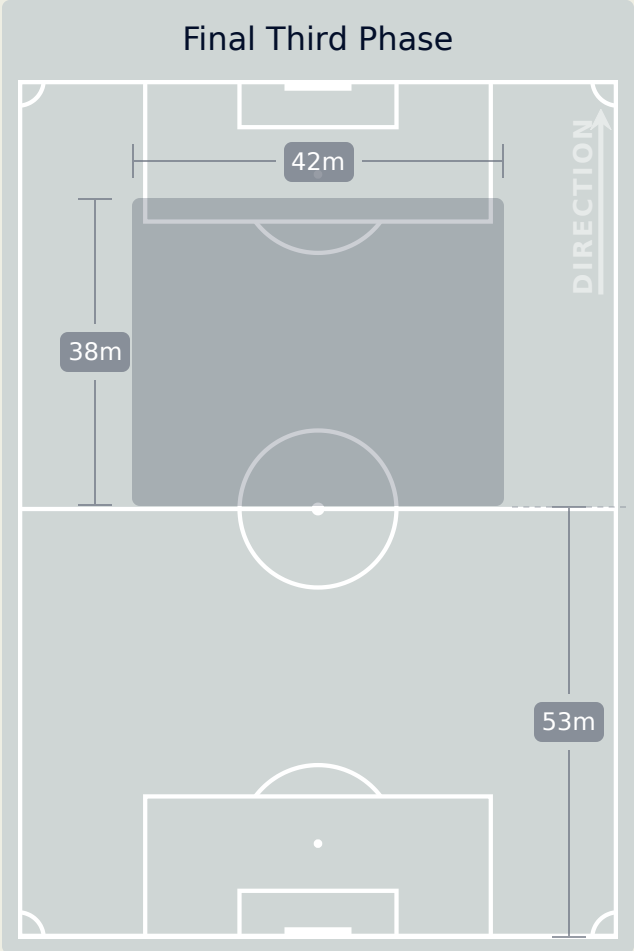
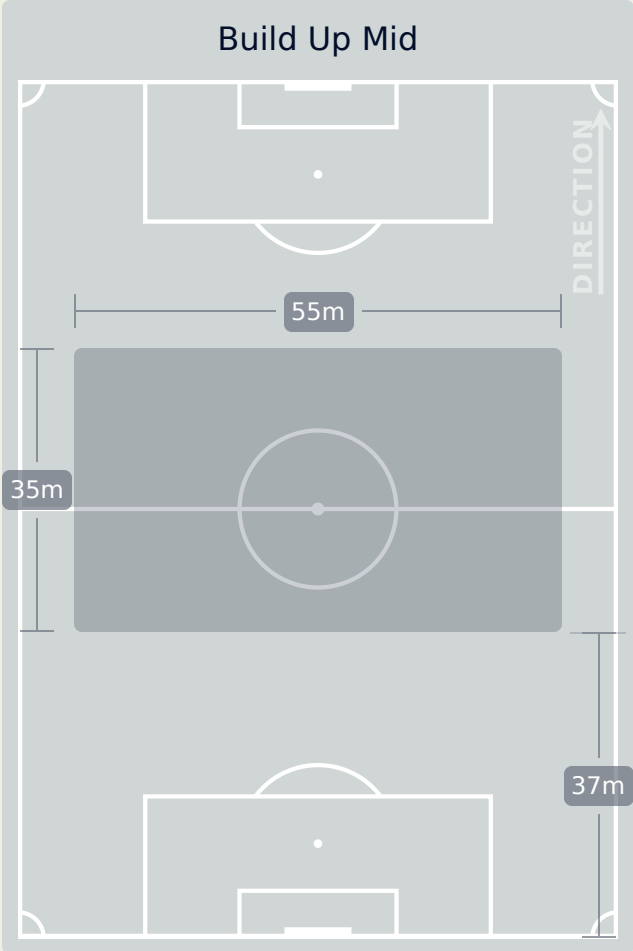
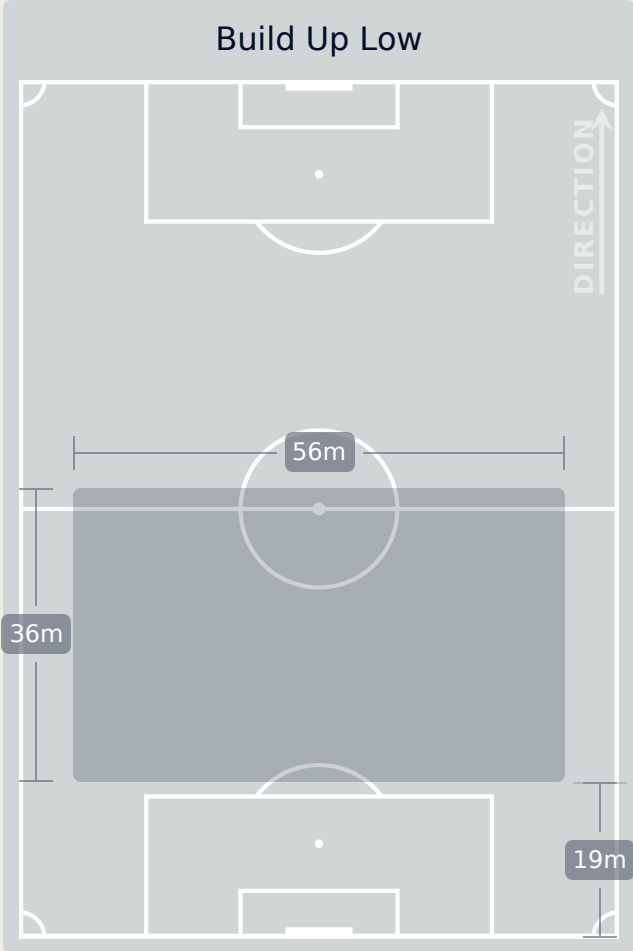
# In Possession Line Height & Team Length

# New Zealand



# In Possession Line Height & Team Length

USA

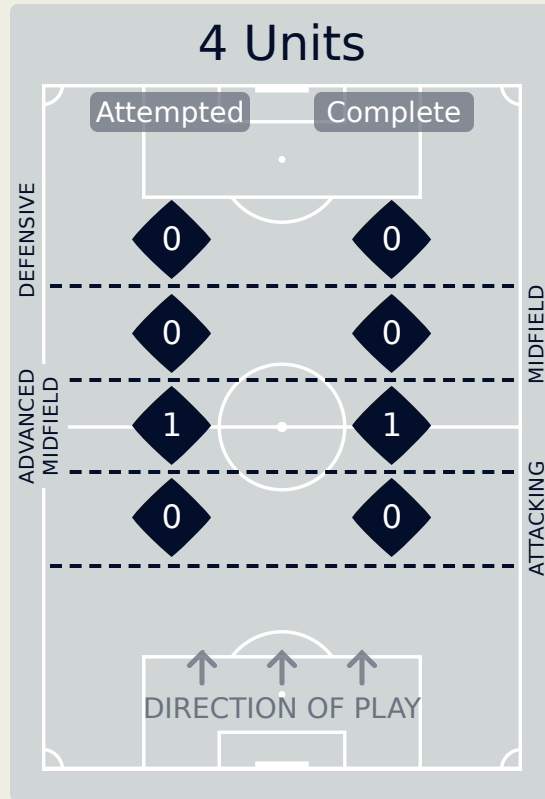
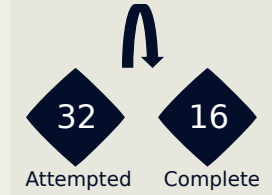
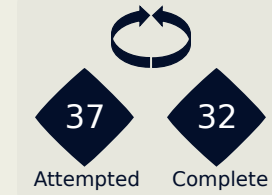
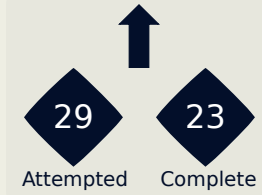


# Line Breaks

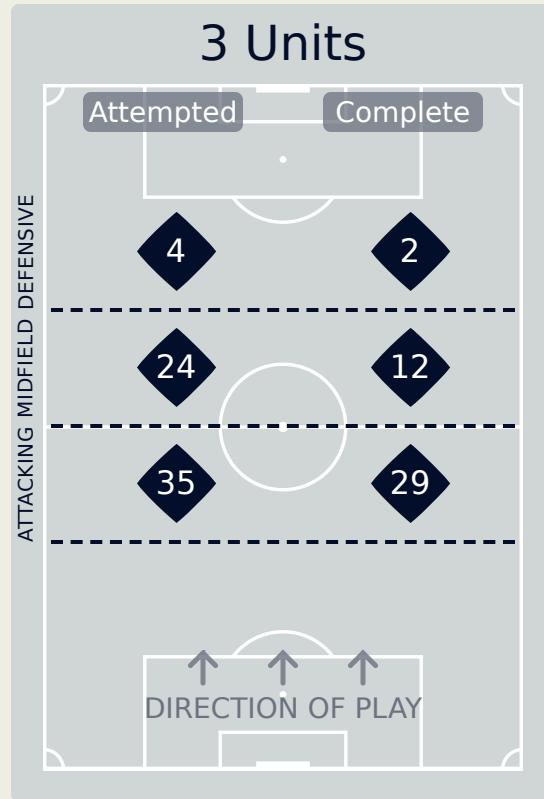
## New Zealand

Attempted Line Breaks

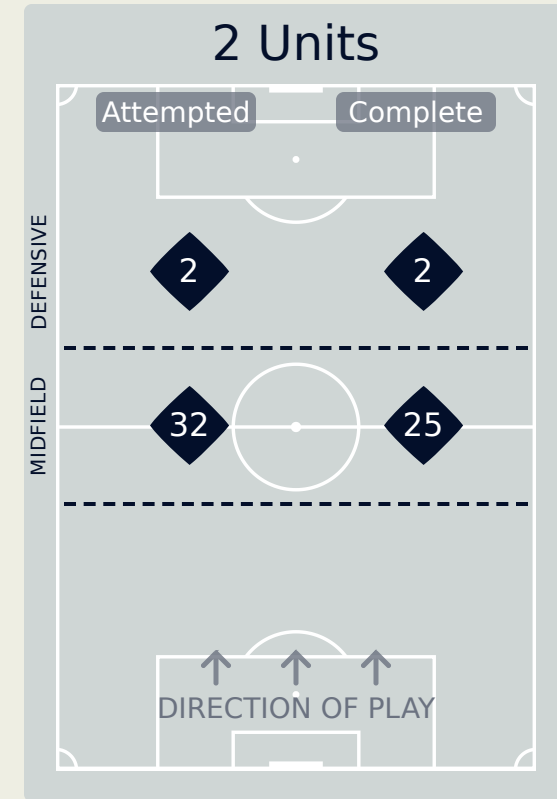
98



Attempted Line Breaks	1
Inside Shape	0
Outside Shape	1



Attempted Line Breaks	63
Inside Shape	39
Outside Shape	24



Attempted Line Breaks	34
Inside Shape	24
Outside Shape	10

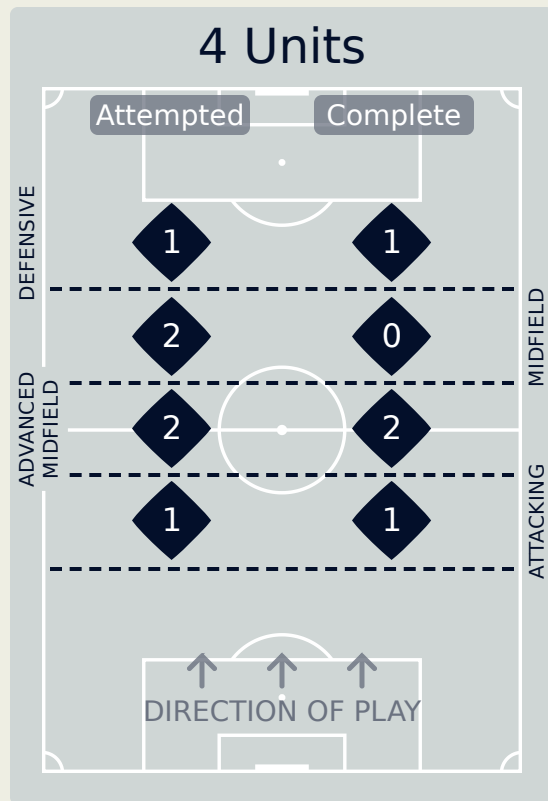
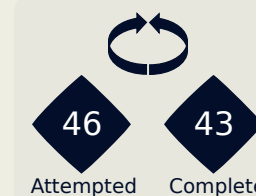
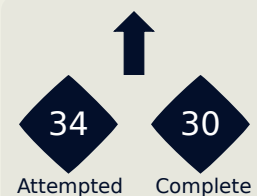


# Line Breaks

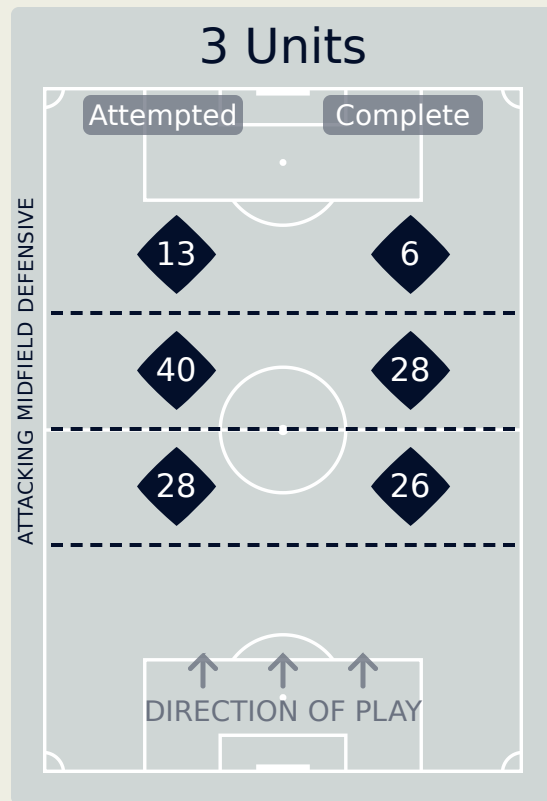
USA

Attempted Line Breaks

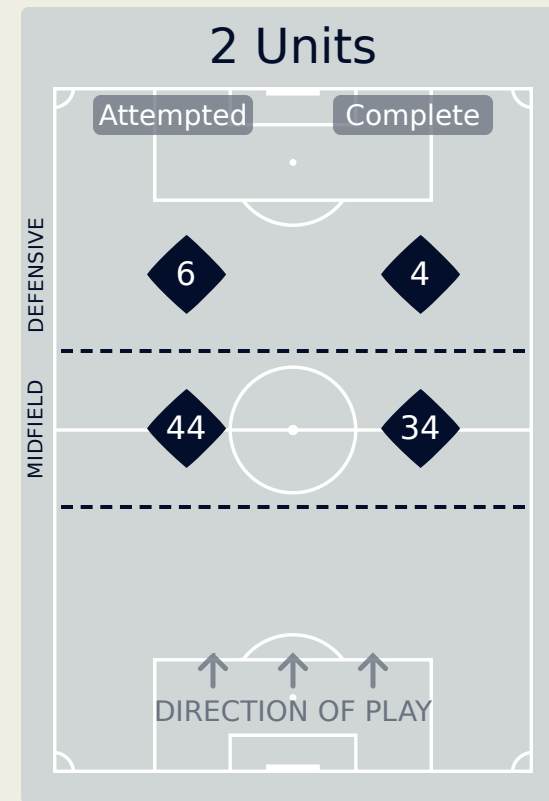
137



Attempted Line Breaks	6
Inside Shape	2
Outside Shape	4



Attempted Line Breaks	81
Inside Shape	43
Outside Shape	38



Attempted Line Breaks	50
Inside Shape	26
Outside Shape	24



## Line Breaks

USA

					4 Units				3 Units			2 Units		Direction			Distribution Type		
#	Player	Line Breaks Attempted	Line Breaks Completed	Line Break Completion %	Attacking Line	Attacking Midfield Line	Midfield Line	Defensive Line	Attacking Line	Midfield Line	Defensive Line	Midfield Line	Defensive Line	Through	Around	Over	Pass	Cross	Ball Progression
1	SCHULTE Patrick	7	4	57%	1	0	1	0	3	2	0	0	0	1	2	4	7	0	0
2	HARRIEL Nathan	13	8	62%	0	0	0	0	4	6	2	1	0	0	6	7	13	0	0
3	ZIMMERMAN Walker	13	10	77%	0	0	0	0	6	2	0	5	0	5	4	4	13	0	0
5	TOLKIN John	21	17	81%	0	1	0	0	2	4	4	9	1	3	8	10	17	1	3
6	BUSIO Gianluca	3	2	67%	0	0	0	0	1	0	1	1	0	0	1	2	2	1	0
7	PAREDES Kevin	5	4	80%	0	0	1	0	0	3	0	1	0	1	1	3	3	1	1
8	TESSMANN Tanner	17	11	65%	0	0	0	0	3	8	2	4	0	6	5	6	17	0	0
11	AARONSON Paxten	7	6	86%	0	1	0	0	0	4	0	1	1	2	2	3	6	0	1
12	ROBINSON Miles	17	14	82%	0	0	0	0	6	4	0	7	0	6	6	5	17	0	0
13	McGUIRE Duncan	0	0	0%	0	0	0	0	0	0	0	0	0	0	0	0	0	0	0
14	MIHAILOVIC Djordje	4	4	100%	0	0	0	0	0	1	0	3	0	0	2	2	3	1	0
4	DIETZ Maximilian	4	4	100%	0	0	0	0	2	0	0	2	0	2	2	0	4	0	0
9	YOW Griffin	3	3	100%	0	0	0	0	0	1	0	2	0	1	1	1	3	0	0
10	BOOTH Taylor	2	1	50%	0	0	0	1	0	0	0	0	1	0	1	1	1	1	0
15	CREMASCHI Benjamin	7	5	71%	0	0	0	0	0	2	2	1	2	3	3	1	7	0	0
16	McGLYNN Jack	14	9	64%	0	0	0	0	1	3	2	7	1	4	2	8	13	1	0

# New Zealand

# Passing Networks

#	Passes From ↓ to →	PAULSEN Alex	BOXALL Michael	SUTTON Sam	BINDON Tyler	SURMAN Finn	BELL Joe	GARBETT Matthew	WAINE Ben	SINGH Sarpreet	HERDMAN Jay	BAYLISS Lachlan	RANDALL Jesse	KELLY-HEALD Lukas	SHERIDAN Matthew	VAN HATTUM Oskar	GILLION Liam
1	PAULSEN Alex		11	0	6	14	2	1	0	0	0	0	0	0	0	0	0
2	BOXALL Michael	13		7	4	16	13	6	1	2	4	0	2	1	0	0	1
3	SUTTON Sam	1	5		0	2	9	3	0	3	2	0	7	0	0	0	0
4	BINDON Tyler	1	5	1		7	7	4	0	3	0	0	1	5	0	3	1
5	SURMAN Finn	11	16	3	11		21	7	1	7	0	0	0	0	0	3	0
6	BELL Joe	0	9	12	6	12		16	0	14	4	3	3	0	0	1	0
7	GARBETT Matthew	0	9	1	2	7	7		1	8	1	1	2	0	0	0	0
9	WAINE Ben	0	0	0	0	1	5	0		0	0	0	0	0	0	0	0
10	SINGH Sarpreet	0	5	4	1	5	8	9	0		3	0	1	0	0	1	0
14	HERDMAN Jay	1	2	1	1	1	0	1	0	1		0	0	0	0	0	0
17	BAYLISS Lachlan	0	0	0	2	1	2	0	0	1	0		0	0	0	0	0
11	RANDALL Jesse	0	2	1	0	0	1	3	0	0	0	0		2	0	0	0
13	KELLY-HEALD Lukas	0	1	0	4	0	0	1	0	1	0	0	1		1	0	1
15	SHERIDAN Matthew	0	0	0	0	1	0	0	0	0	0	0	0	0		0	0
18	VAN HATTUM Oskar	0	0	0	0	0	1	1	0	0	0	0	0	1	0		0
19	GILLION Liam	0	0	0	1	1	0	0	0	0	0	0	0	0	0	0	

Top 5 Player to Player Passers		
Player	Passed To	% of Total Team Passes
SURMAN Finn	BELL Joe	4.6%
BOXALL Michael	SURMAN Finn	3.5%
SURMAN Finn	BOXALL Michael	3.5%
BELL Joe	GARBETT Matthew	3.5%
PAULSEN Alex	SURMAN Finn	3.1%


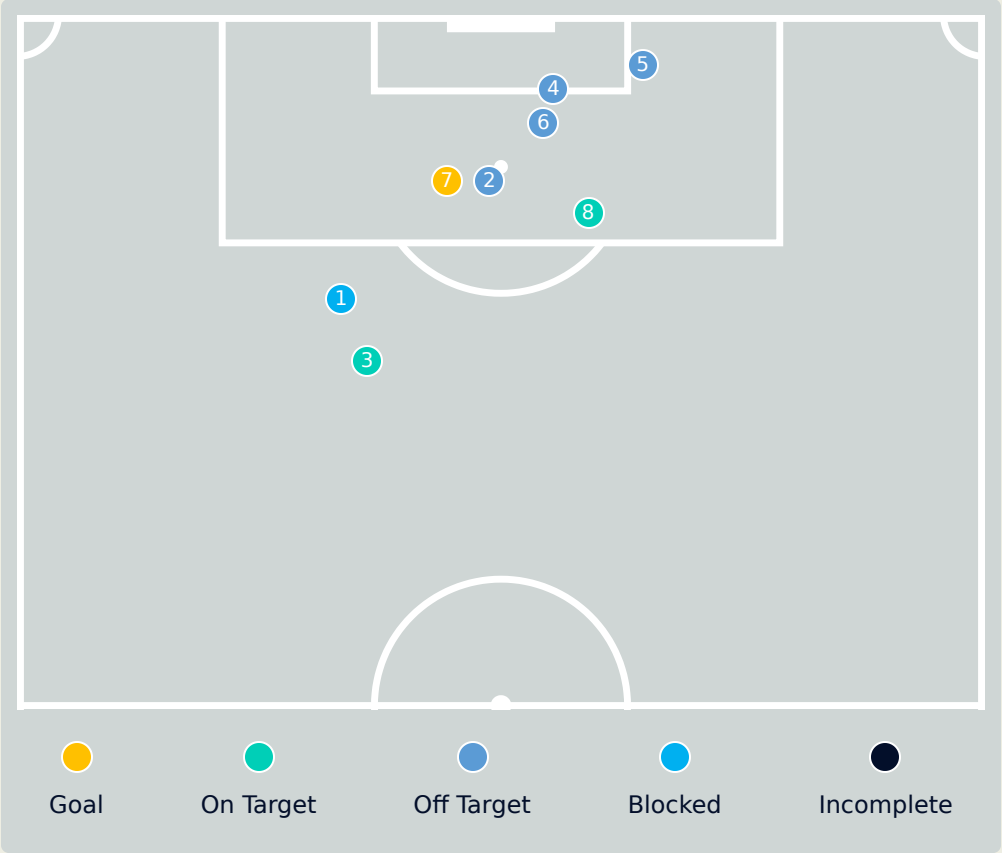
# Passing Networks

#	Passes From ↓ to →	SCHULTE Patrick	HARRIEL Nathan	ZIMMERMAN Walker	TOLKIN John	BUSIO Gianluca	PAREDES Kevin	TESSMANN Tanner	AARONSON Paxten	ROBINSON Miles	McGUIRE Duncan	MIHAILOVIC Djordje	DIETZ Maximilian	YOW Griffin	BOOTH Taylor	CREMASCHI Benjamin	McGLYNN Jack
1	SCHULTE Patrick		0	4	3	0	0	1	0	7	0	0	2	0	0	0	1
2	HARRIEL Nathan	1		1	0	1	7	4	1	1	0	6	1	0	0	0	0
3	ZIMMERMAN Walker	6	3		1	0	3	5	0	3	0	0	1	0	0	3	2
5	TOLKIN John	2	1	0		0	1	4	9	4	1	2	5	4	1	0	11
6	BUSIO Gianluca	0	2	0	0		0	1	2	0	1	3	0	0	0	0	0
7	PAREDES Kevin	1	8	1	0	2		0	0	0	0	2	1	0	0	0	2
8	TESSMANN Tanner	0	5	1	7	1	2		3	4	1	1	7	0	0	2	9
11	AARONSON Paxten	1	1	1	6	0	0	6		3	2	2	1	1	0	0	5
12	ROBINSON Miles	1	0	5	8	1	0	3	1		2	3	1	1	3	4	5
13	McGUIRE Duncan	0	0	0	3	2	0	3	1	0		2	0	0	0	0	2
14	MIHAILOVIC Djordje	0	2	1	4	1	4	4	2	1	3		0	0	0	0	1
4	DIETZ Maximilian	0	2	3	6	0	1	5	2	2	0	0		1	0	2	1
9	YOW Griffin	0	0	1	1	0	0	0	3	0	0	0	0		0	0	3
10	BOOTH Taylor	0	0	0	0	0	0	0	1	0	0	0	0	1		2	1
15	CREMASCHI Benjamin	0	0	0	3	0	0	4	0	1	0	0	2	0	1		3
16	McGLYNN Jack	1	1	8	9	0	1	5	5	7	1	0	2	4	0	3	

Top 5 Player to Player Passers		
Player	Passed To	% of Total Team Passes
TOLKIN John	McGLYNN Jack	2.9%
TOLKIN John	AARONSON Paxten	2.3%
TESSMANN Tanner	McGLYNN Jack	2.3%
McGLYNN Jack	TOLKIN John	2.3%
PAREDES Kevin	HARRIEL Nathan	2.1%

# Attempts at Goal

# New Zealand



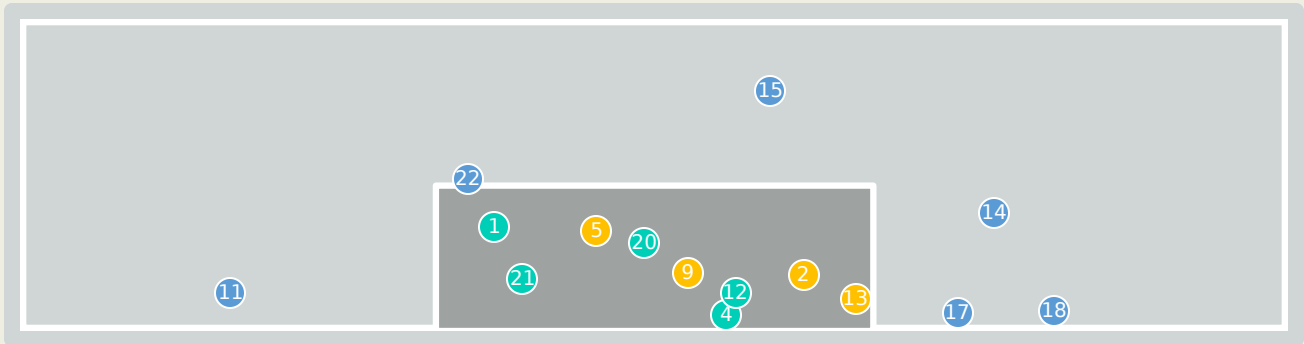
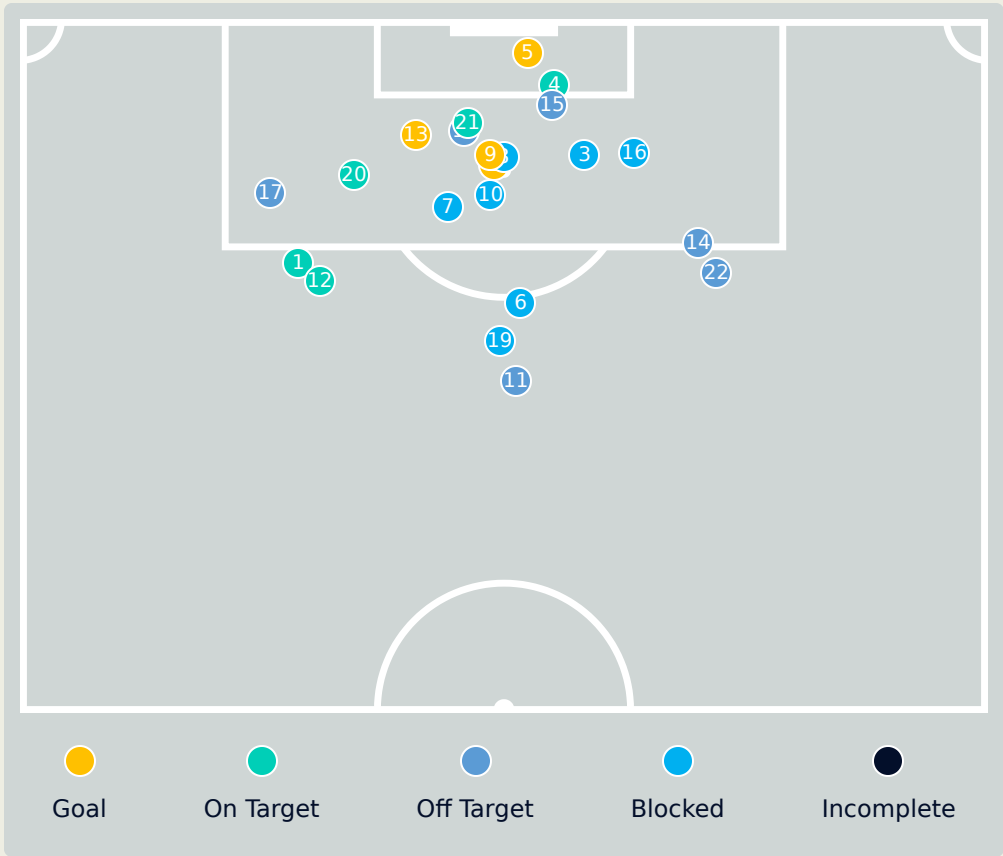
Key	Outcome	Shots
●	Goals	1
●	On Target	2
●	Off Target	4
●	Blocked	1
●	Incomplete	0

# Attempts at Goal

## New Zealand

Time	Player	Outcome	Body Part	Delivery Type
9	3 SUTTON Sam	Incomplete - Blocked	Left Foot	Pass
15	10 SINGH Sarpreet	Off Target - Saved	Left Foot	Cross
21	7 GARBETT Matthew	On Target - Saved	Right Foot	Pass
21	4 BINDON Tyler	Off Target	Head	Other
37	2 BOXALL Michael	Off Target	Head	Freekick
72	5 SURMAN Finn	Off Target - Player On Ball Error	Head	Corner
77	11 RANDALL Jesse	On Target - Goal	Right Foot	Pass
88	18 VAN HATTUM Oskar	On Target - Saved	Left Foot	Loose Ball

# Attempts at Goal



Key	Outcome	Shots
●	Goals	4
●	On Target	5
●	Off Target	6
●	Blocked	7
●	Incomplete	0



## Attempts at Goal

Time	Player	Outcome	Body Part	Delivery Type
1	5 TOLKIN John	Deflected On Target - Saved	Left Foot	Interception
7	14 MIHAILOVIC Djordje	On Target - Goal	Right Foot	Penalty
11	13 McGUIRE Duncan	Incomplete - Blocked	Head	Freekick
11	2 HARRIEL Nathan	On Target - Saved	Right Foot	Loose Ball
11	3 ZIMMERMAN Walker	On Target - Goal	Right Foot	Other
16	8 TESSMANN Tanner	Incomplete - Blocked	Left Foot	Loose Ball
24	6 BUSIO Gianluca	Incomplete - Blocked	Left Foot	Cross
29	6 BUSIO Gianluca	Incomplete - Blocked	Right Foot	Pass
29	6 BUSIO Gianluca	On Target - Goal	Right Foot	Loose Ball
31	13 McGUIRE Duncan	Incomplete - Blocked	Right Foot	Pass
31	8 TESSMANN Tanner	Off Target	Right Foot	Loose Ball
54	16 McGLYNN Jack	On Target - Saved	Left Foot	Pass
58	11 AARONSON Paxten	Deflected On Target - Goal	Left Foot	Pass
59	2 HARRIEL Nathan	Deflected Off Target - Defensive Event	Right Foot	Tackle
61	9 YOW Griffin	Off Target	Head	Pass
65	11 AARONSON Paxten	Incomplete - Blocked	Right Foot	Pass
67	16 McGLYNN Jack	Off Target	Left Foot	Pass

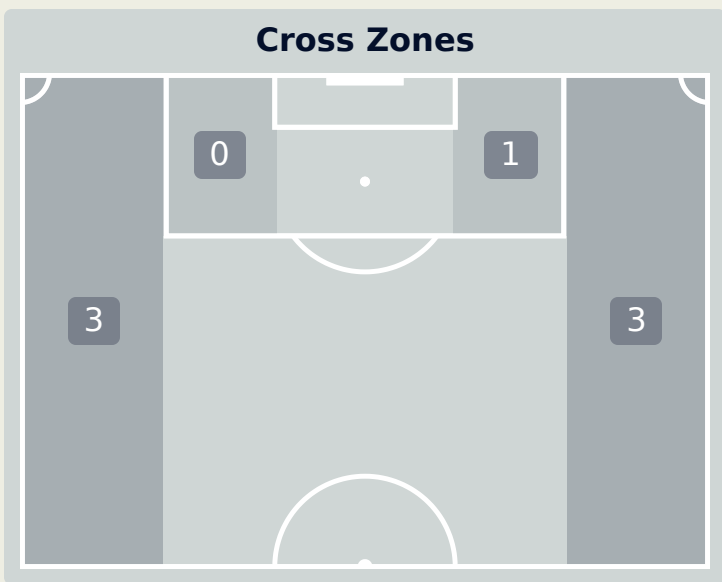
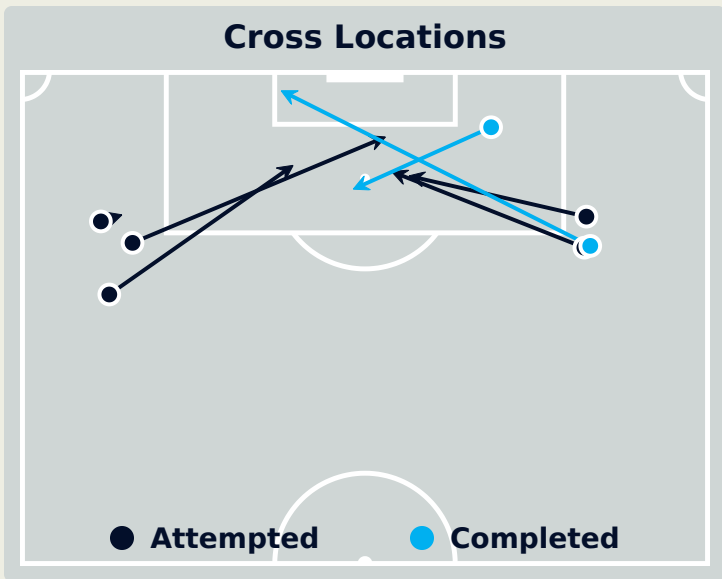
# Attempts at Goal

USA

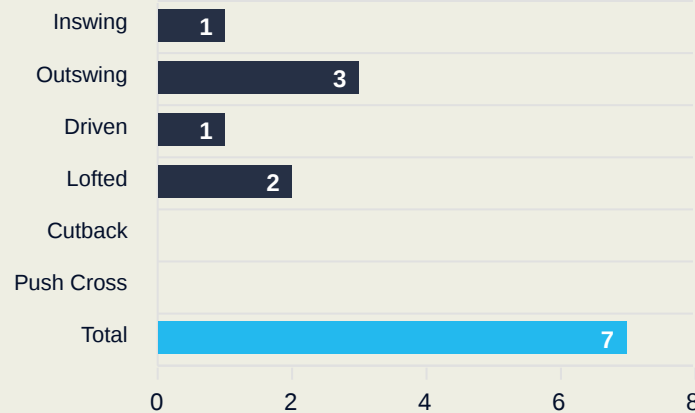
Time	Player	Outcome	Body Part	Delivery Type
76	15 CREMASCHI Benjamin	Off Target	Right Foot	Cross
81	8 TESSMANN Tanner	Incomplete - Blocked	Right Foot	Pass
89	16 McGLYNN Jack	On Target - Saved	Right Foot	Loose Ball
92	9 YOW Griffin	Deflected On Target - Defensive Event	Left Foot	Pass
92	16 McGLYNN Jack	Off Target	Left Foot	Pass

# New Zealand

## Crosses (Open Play)



### Delivery Type



Attempted

7

Completed

2

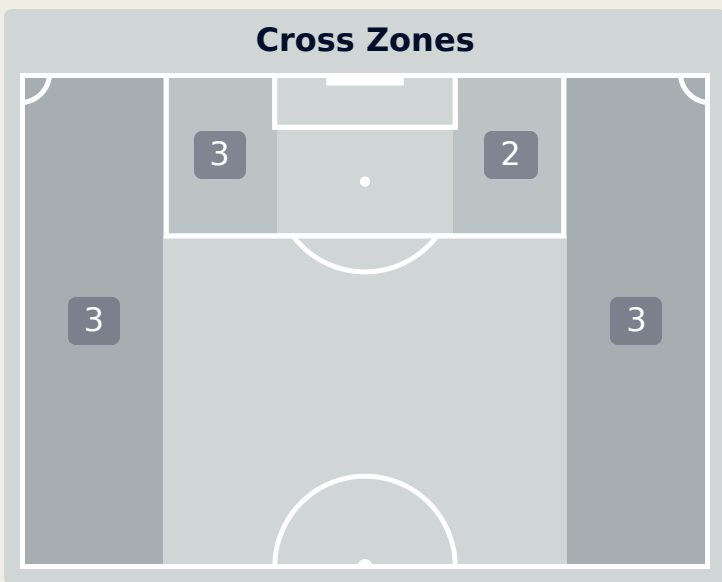
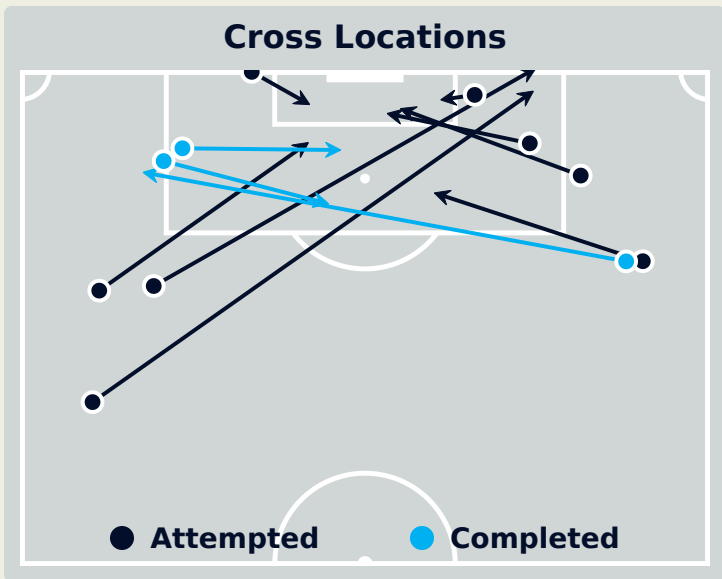
Most Crosses Attempted

3

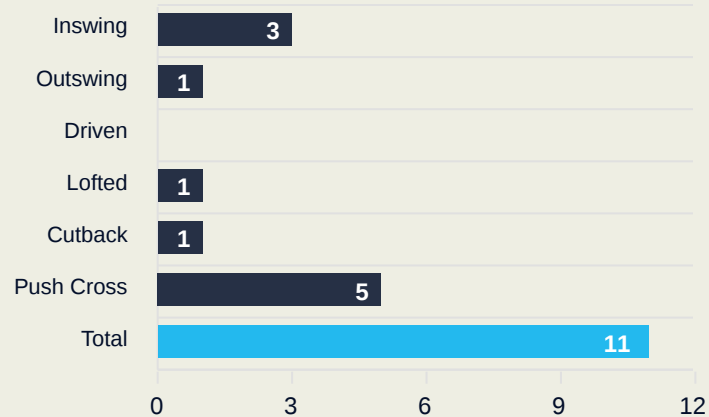
**SINGH Sarpreet**  
ATTACKING MIDFIELD

#	Player	Inswing	Outswing	Driven	Lofted	Cutback	Push Cross	Total Attempted
1	PAULSEN Alex	0	0	0	0	0	0	0
2	BOXALL Michael	0	0	0	0	0	0	0
3	SUTTON Sam	0	0	0	0	0	0	0
4	BINDON Tyler	0	0	0	1	0	0	1
5	SURMAN Finn	0	0	0	0	0	0	0
6	BELL Joe	0	0	0	0	0	0	0
7	GARBETT Matthew	1	0	0	0	0	0	1
9	WAINE Ben	0	0	0	0	0	0	0
10	SINGH Sarpreet	0	1	1	1	0	0	3
14	HERDMAN Jay	0	0	0	0	0	0	0
17	BAYLISS Lachlan	0	0	0	0	0	0	0
11	RANDALL Jesse	0	0	0	0	0	0	0
13	KELLY-HEALD Lukas	0	0	0	0	0	0	0
15	SHERIDAN Matthew	0	1	0	0	0	0	1
18	VAN HATTUM Oskar	0	1	0	0	0	0	1
19	GILLION Liam	0	0	0	0	0	0	0

# Crosses (Open Play)



## Delivery Type



Attempted

11

Completed

3

Most Crosses Attempted

2

**TOLKIN John**  
LEFT BACK

#	Player	Inswing	Outswing	Driven	Lofted	Cutback	Push Cross	Total Attempted
1	SCHULTE Patrick	0	0	0	0	0	0	0
2	HARRIEL Nathan	0	0	0	0	0	0	0
3	ZIMMERMAN Walker	0	0	0	0	0	0	0
5	TOLKIN John	0	0	0	0	0	2	2
6	BUSIO Gianluca	1	0	0	0	0	0	1
7	PAREDES Kevin	1	0	0	0	0	0	1
8	TESSMANN Tanner	0	0	0	0	1	0	1
11	AARONSON Paxten	1	0	0	0	0	1	2
12	ROBINSON Miles	0	0	0	0	0	0	0
13	McGUIRE Duncan	0	0	0	0	0	0	0
14	MIHAILOVIC Djordje	0	0	0	1	0	0	1
4	DIETZ Maximilian	0	0	0	0	0	0	0
9	YOW Griffin	0	0	0	0	0	2	2
10	BOOTH Taylor	0	1	0	0	0	0	1
15	CREMASCHI Benjamin	0	0	0	0	0	0	0
16	McGLYNN Jack	0	0	0	0	0	0	0

# New Zealand

## Offering to Receive

407

Total Offers Made

131

Total Offers Received

Most Offers

100

SINGH Sarpreet  
ATTACKING MIDFIELD

149

Offers Made in Final Third

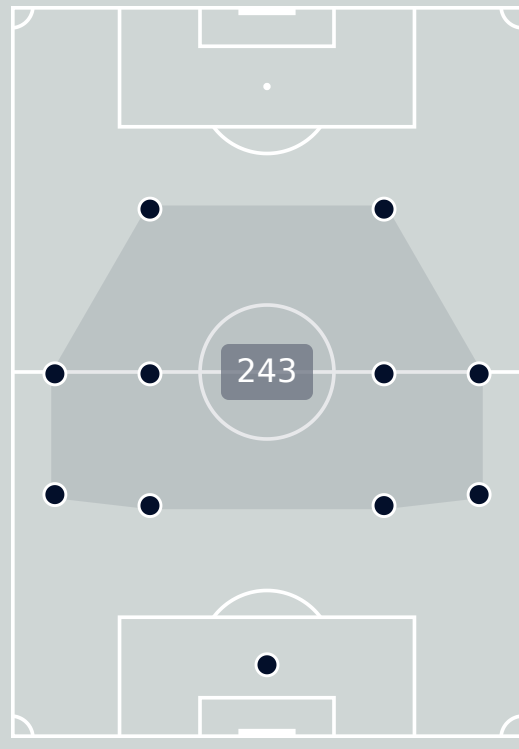
220

Offers Made in Middle Third

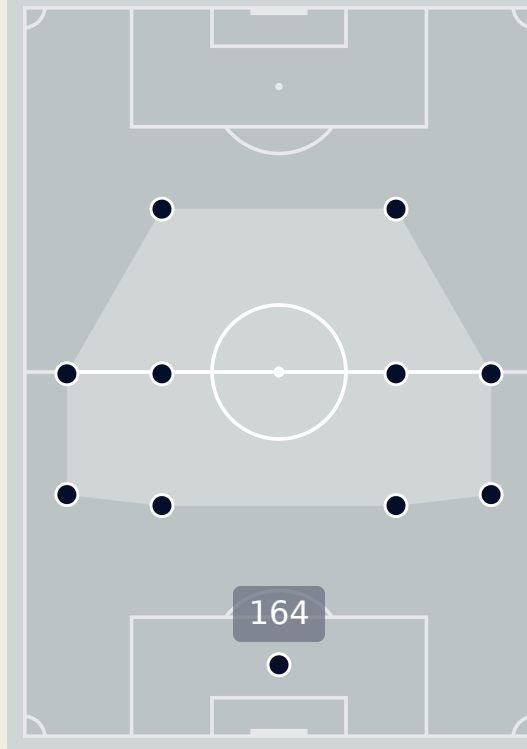
38

Offers Made in Defensive Third

Offers Made Inside Shape



Offers Made Outside Shape



#	Player	Offers Made	Offers Received	% Made & Received
1	PAULSEN Alex	16	10	62.5%
2	BOXALL Michael	6	2	33.3%
3	SUTTON Sam	17	4	23.5%
4	BINDON Tyler	9	3	33.3%
5	SURMAN Finn	5	3	60%
6	BELL Joe	57	29	50.9%
7	GARBETT Matthew	15	10	66.7%
9	WAINES Ben	25	2	8%
10	SINGH Sarpreet	100	39	39%
14	HERDMAN Jay	47	10	21.3%
17	BAYLISS Lachlan	34	3	8.8%
11	RANDALL Jesse	32	7	21.9%
13	KELLY-HEALD Lukas	9	1	11.1%
15	SHERIDAN Matthew	5	0	0%
18	VAN HATTUM Oskar	22	6	27.3%
19	GILLION Liam	8	2	25%

# Offering to Receive

**298**  
Total Offers Made

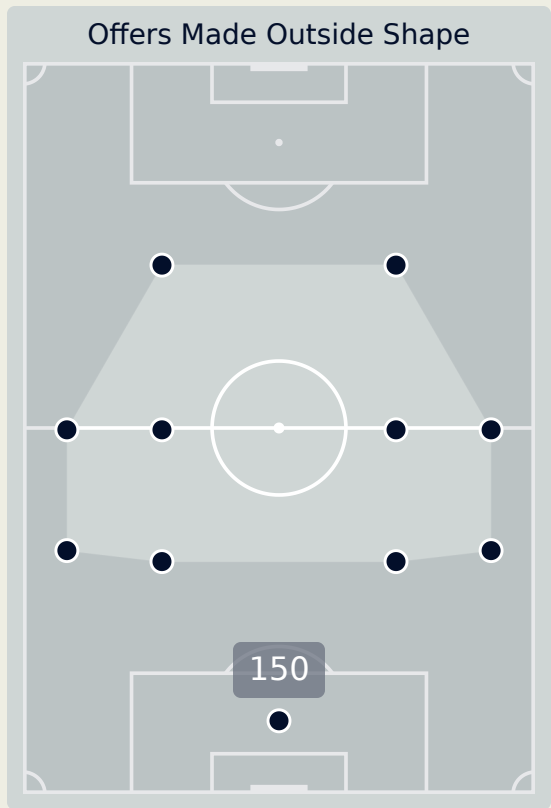
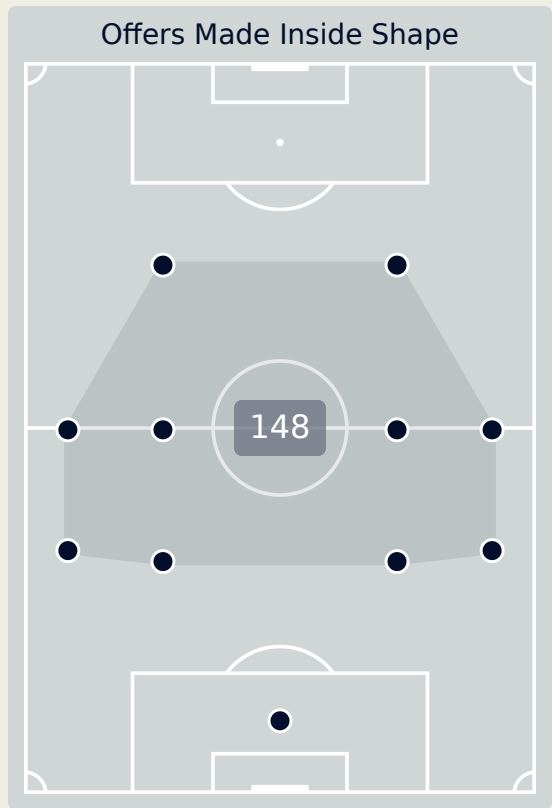
**132**  
Total Offers Received

**Most Offers**  
**55**  
**TESSMANN Tanner**  
DEFENSIVE MIDFIELD CENTRE

**127**  
Offers Made in Final Third

**115**  
Offers Made in Middle Third

**56**  
Offers Made in Defensive Third



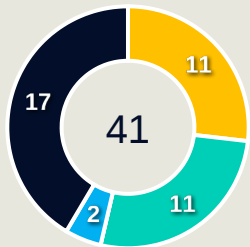
#	Player	Offers Made	Offers Received	% Made & Received
1	SCHULTE Patrick	3	2	66.7%
2	HARRIEL Nathan	9	4	44.4%
3	ZIMMERMAN Walker	11	5	45.5%
5	TOLKIN John	54	30	55.6%
6	BUSIO Gianluca	9	2	22.2%
7	PAREDES Kevin	32	11	34.4%
8	TESSMANN Tanner	55	24	43.6%
11	AARONSON Paxten	29	4	13.8%
12	ROBINSON Miles	6	6	100%
13	McGUIRE Duncan	14	7	50%
14	MIHALOVIC Djordje	14	5	35.7%
4	DIETZ Maximilian	11	3	27.3%
9	YOW Griffin	4	3	75%
10	BOOTH Taylor	9	1	11.1%
15	CREMASCHI Benjamin	18	10	55.6%
16	McGLYNN Jack	20	15	75%

# New Zealand

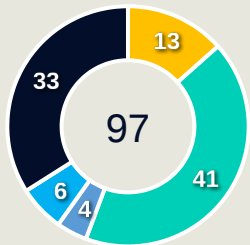
## Movement to Receive

### Movement Types by Phase

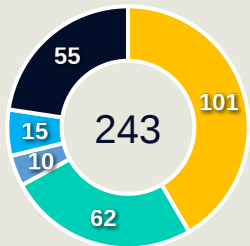
#### Final Third Phase



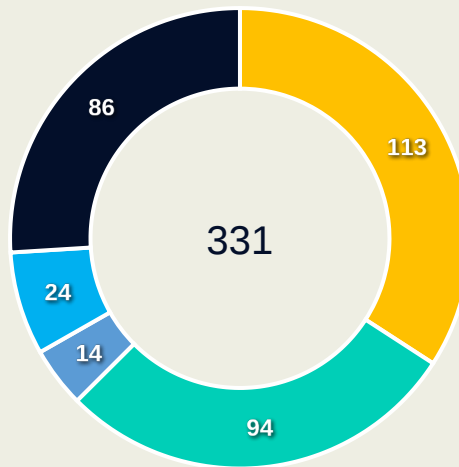
#### Progression Phase



#### Build Up Phase



### All Movement Types

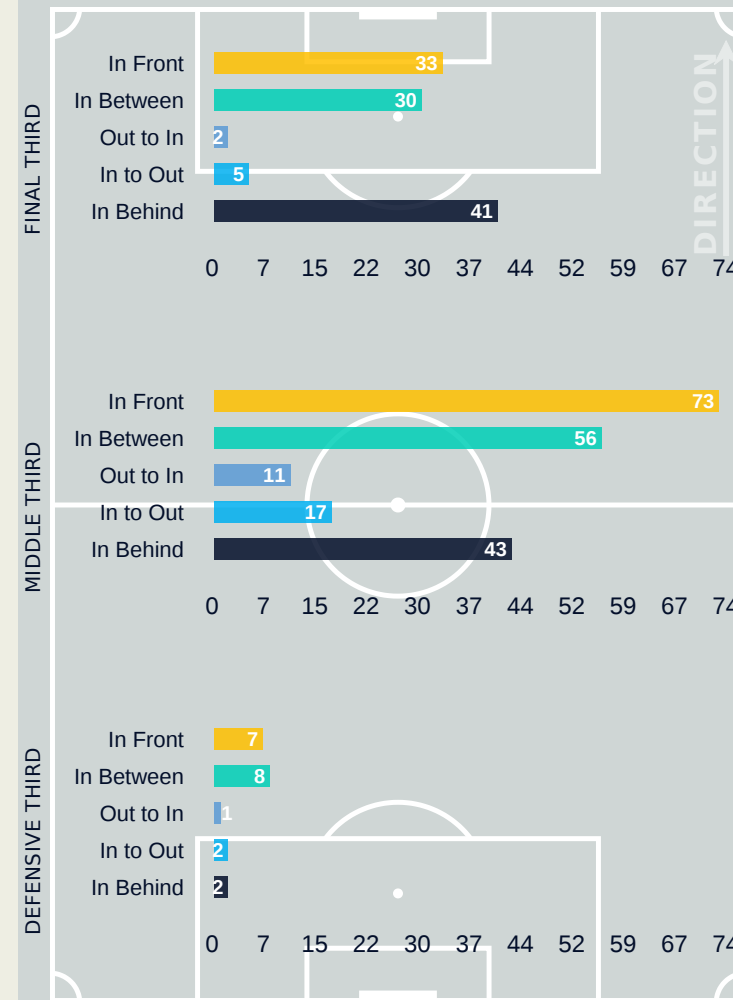


- In Front
- In Between
- Out to In
- In to Out
- In Behind

### Top Ranked Players

Type	Player	Movements
In Front	10 SINGH Sarpreet	34
In Between	10 SINGH Sarpreet	29
Out to In	14 HERDMAN Jay	4
In to Out	10 SINGH Sarpreet	15
In Behind	9 WAINE Ben	21

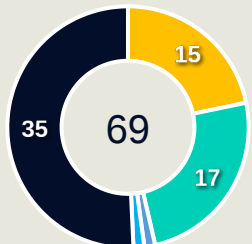
### Movement Types Pitch Third



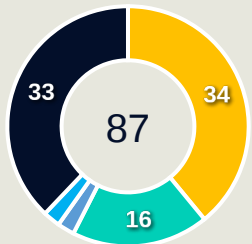
# Movement to Receive

## Movement Types by Phase

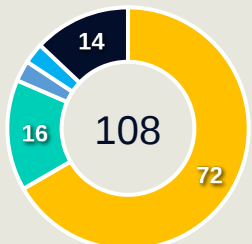
### Final Third Phase



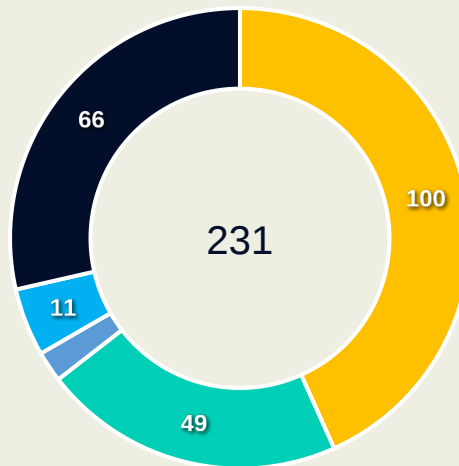
### Progression Phase



### Build Up Phase



## All Movement Types

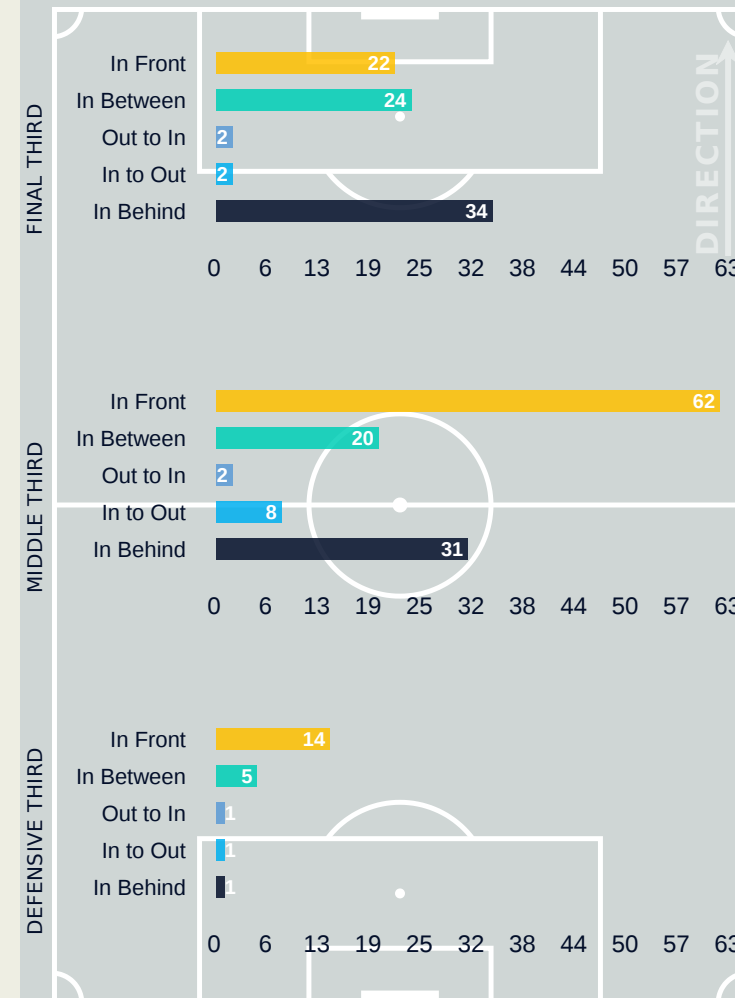


- In Front
- In Between
- Out to In
- In to Out
- In Behind

## Top Ranked Players

Type	Player	Movements
In Front	8 TESSMANN Tanner	36
In Between	8 TESSMANN Tanner	11
Out to In	8 TESSMANN Tanner	2
In to Out	16 McGLYNN Jack	3
In Behind	11 AARONSON Paxten	16

## Movement Types Pitch Third



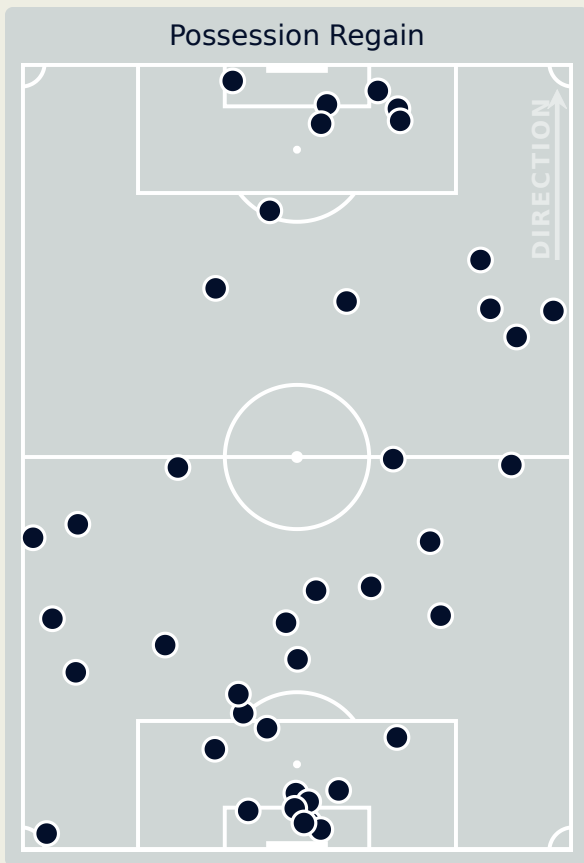
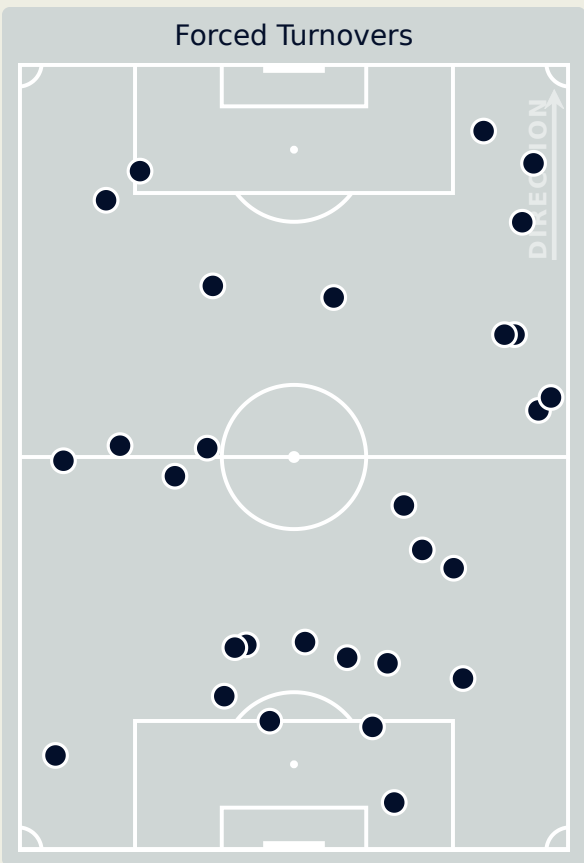


**FIFA**<sup>®</sup>  
2024

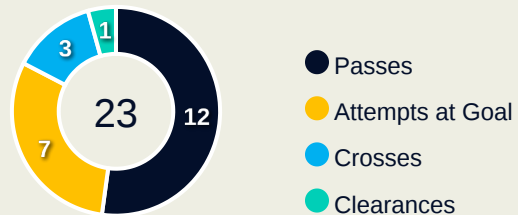
# OUT OF POSSESSION

**New Zealand 1 - 4 USA**

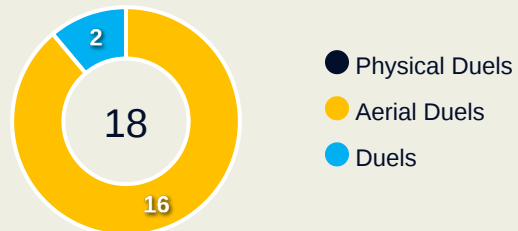
## Defensive Actions



## Blocks



## Possession Contests



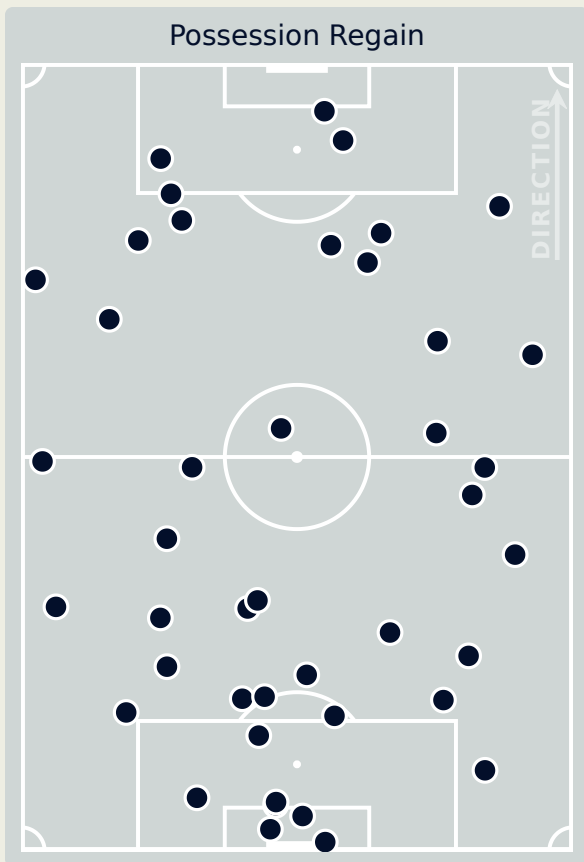
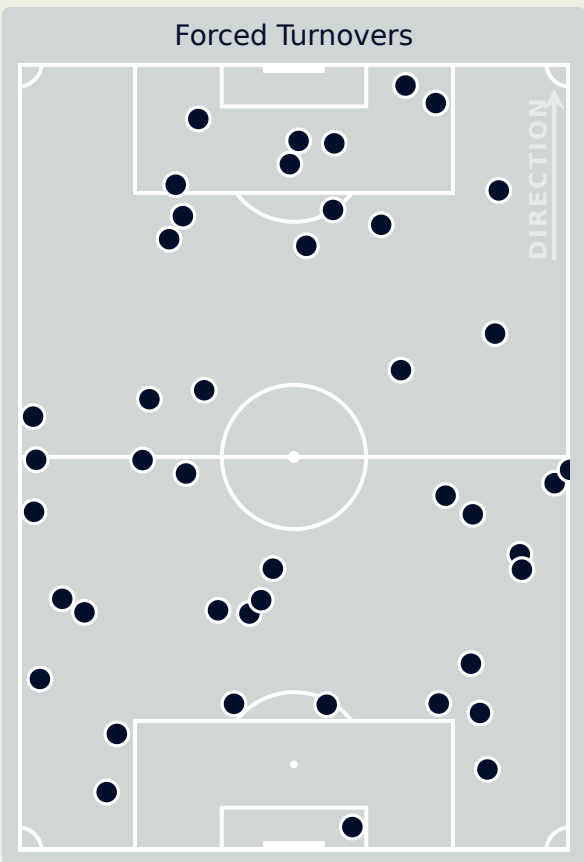
## Most Possession Regains



## New Zealand

#	Player	Total Possession Regains
1	PAULSEN Alex	6
2	BOXALL Michael	1
3	SUTTON Sam	6
4	BINDON Tyler	2
5	SURMAN Finn	5
6	BELL Joe	4
7	GARBETT Matthew	4
9	WAINE Ben	0
10	SINGH Sarpreet	2
14	HERDMAN Jay	0
17	BAYLISS Lachlan	0
11	RANDALL Jesse	0
13	KELLY-HEALD Lukas	0
15	SHERIDAN Matthew	0
18	VAN HATTUM Oskar	0
19	GILLION Liam	1

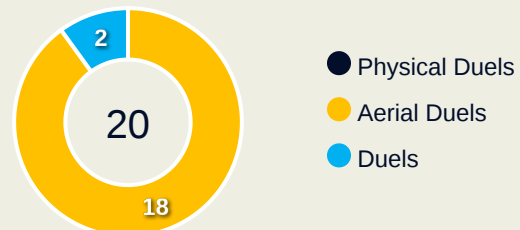
# Defensive Actions



## Blocks



## Possession Contests



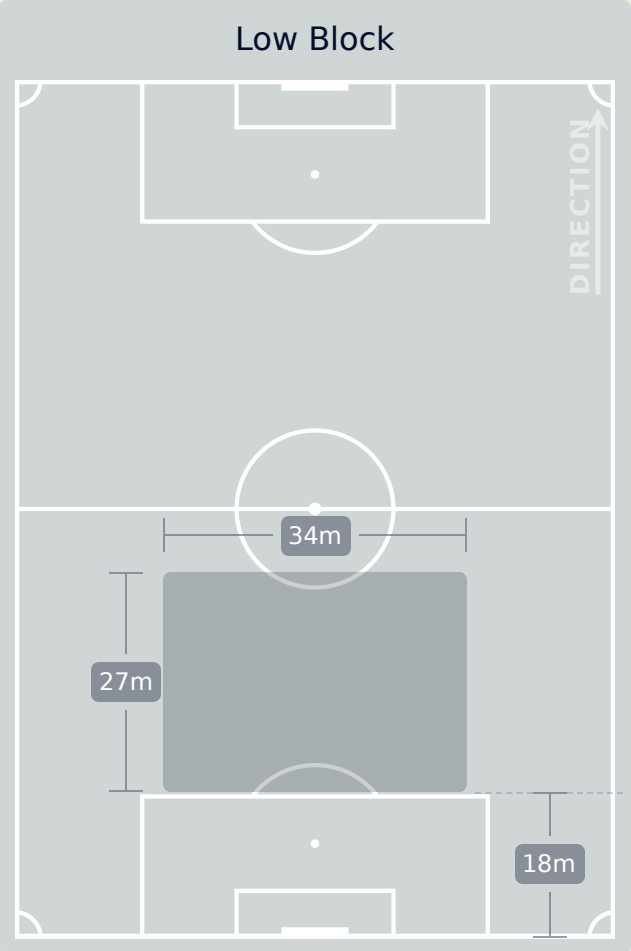
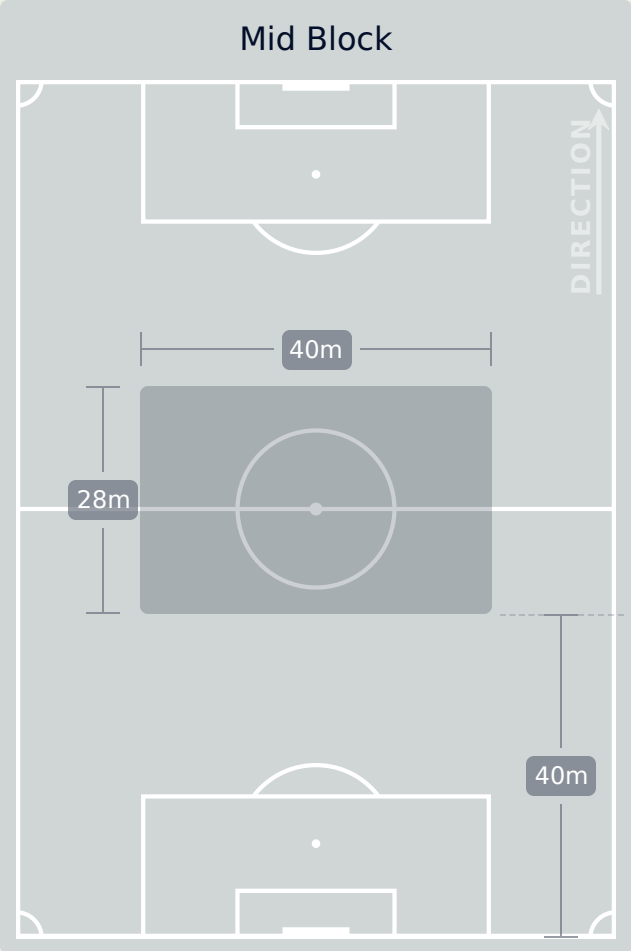
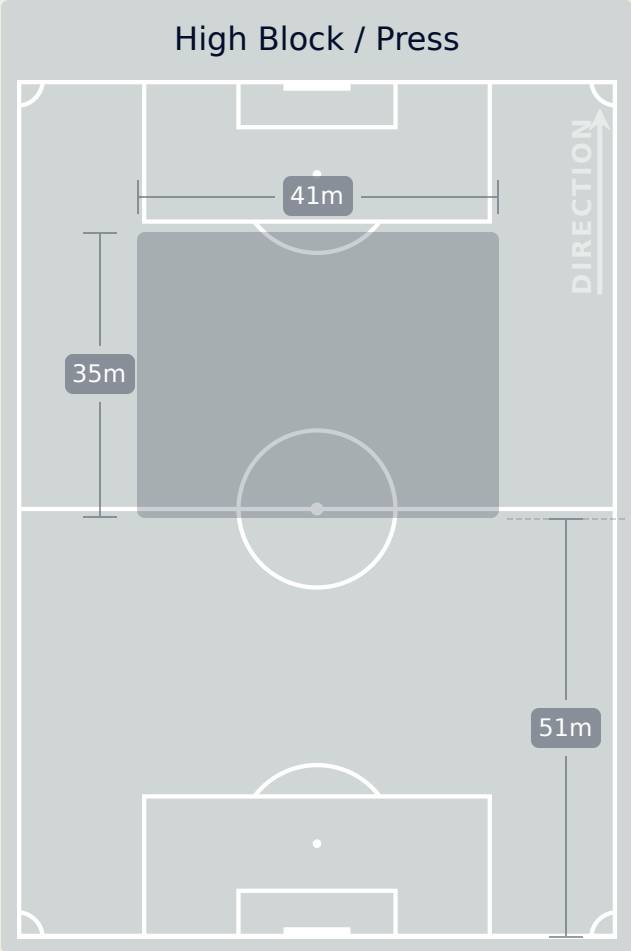
## Most Possession Regains

**5**  
**ZIMMERMAN Walker**  
 LEFT CENTRE BACK

#	Player	Total Possession Regains
1	SCHULTE Patrick	4
2	HARRIEL Nathan	4
3	ZIMMERMAN Walker	5
5	TOLKIN John	4
6	BUSIO Gianluca	1
7	PEREDES Kevin	1
8	TESSMANN Tanner	3
11	AARONSON Paxten	3
12	ROBINSON Miles	5
13	McGUIRE Duncan	2
14	MIHAILOVIC Djordje	5
4	DIETZ Maximilian	2
9	YOW Griffin	0
10	BOOTH Taylor	0
15	CREMASCHI Benjamin	0
16	McGLYNN Jack	1

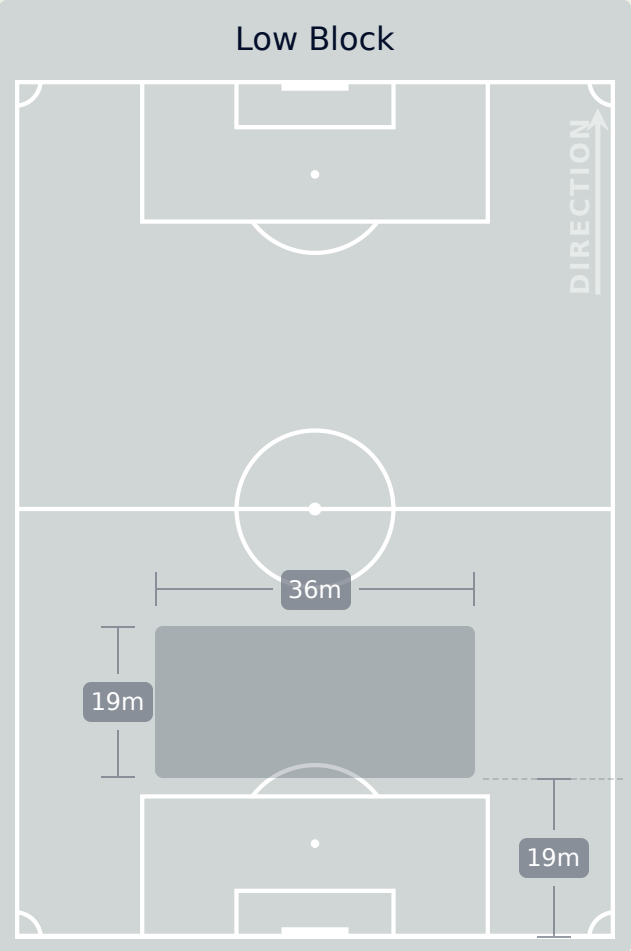
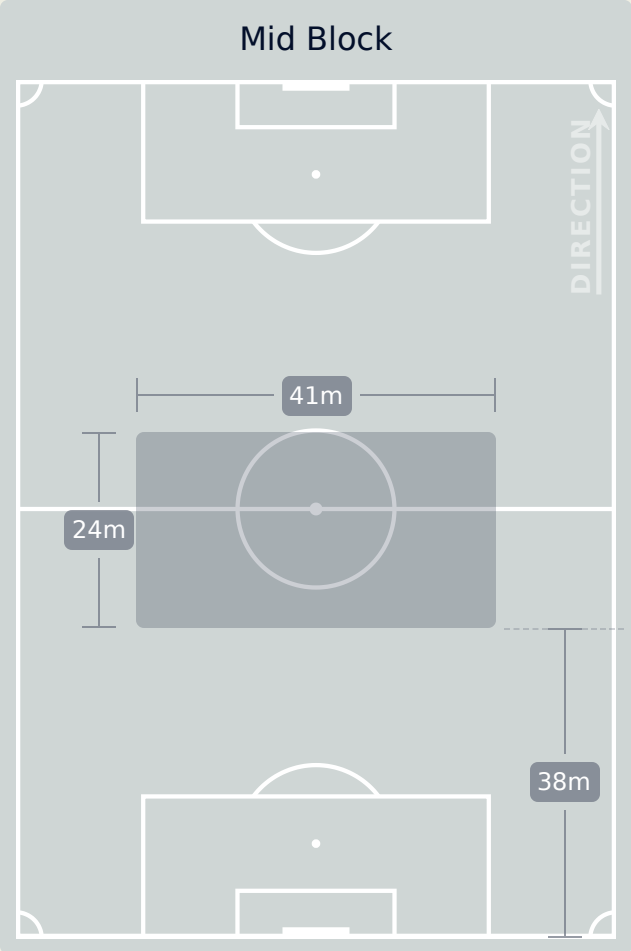
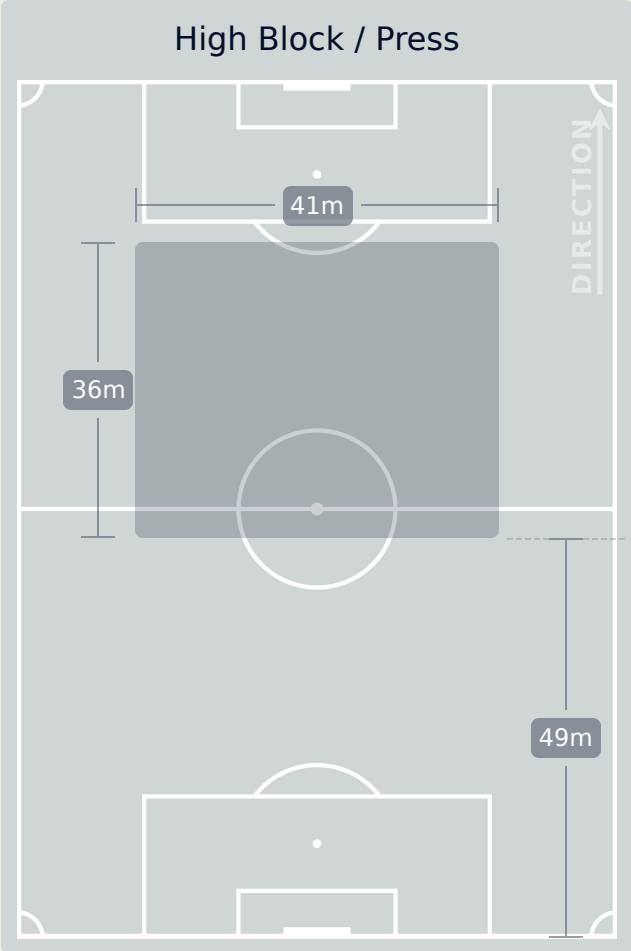
# Defensive Line Height & Team Length

# New Zealand



# Defensive Line Height & Team Length

USA



# Defensive Pressure

## New Zealand

## USA



222	Total Pressures	234
36	Direct Pressures	38
1.56s	Avg Pressure Duration	1.69s
29	Forced Turnovers	44
12.72s	Ball Recovery Time	16.16s
97	Pushing on into Pressing	61
195	Pushing on	147
42	Pressing Direction Inside	57
118	Pressing Direction Outside	140

**Most Direct Pressures**

**8**

**SINGH Sarpreet**  
ATTACKING MIDFIELD

**Most Direct Pressures**

**8**

**AARONSON Paxten**  
LEFT WINGER



**FIFA®**  
2024

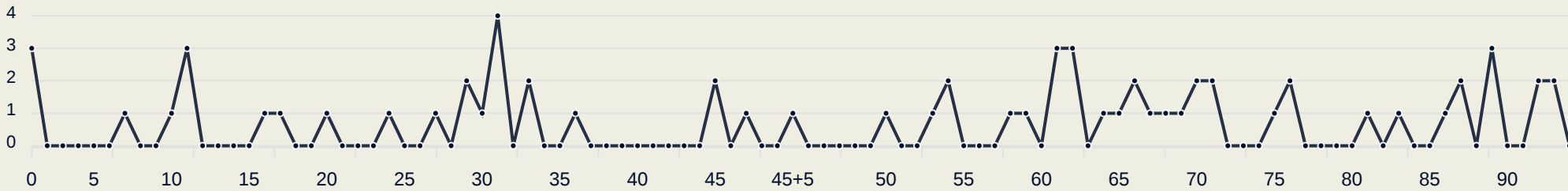
# GOALKEEPING

**New Zealand 1 - 4 USA**

# Goalkeeping Involvement

## New Zealand

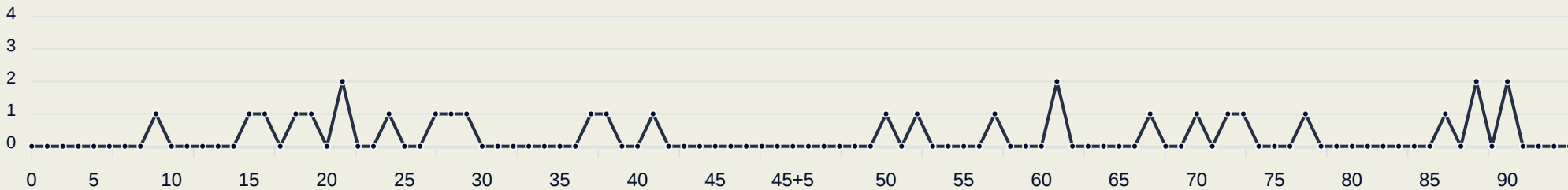
### New Zealand GK Involvement Timeline



**65**  
Total Involvements

## USA

### USA GK Involvement Timeline

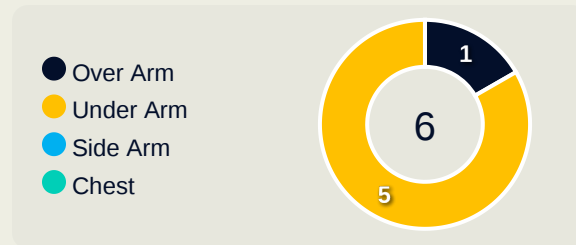
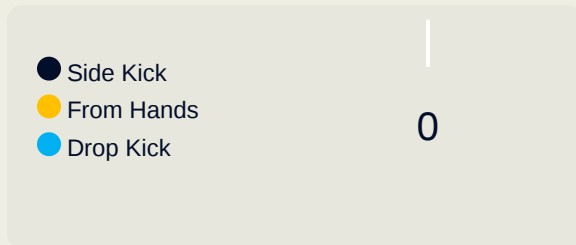
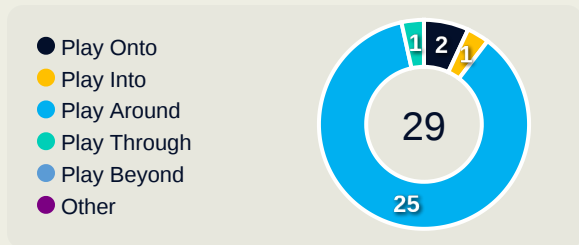
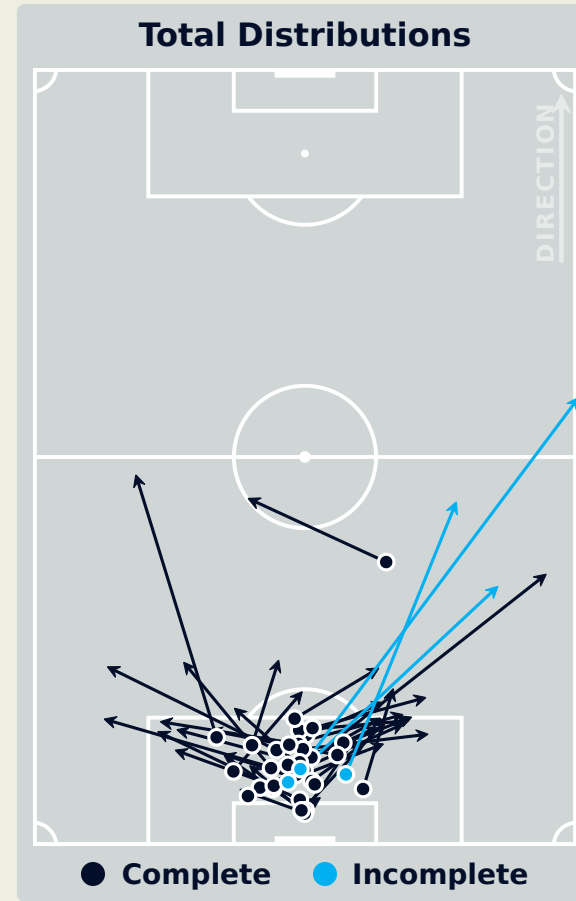
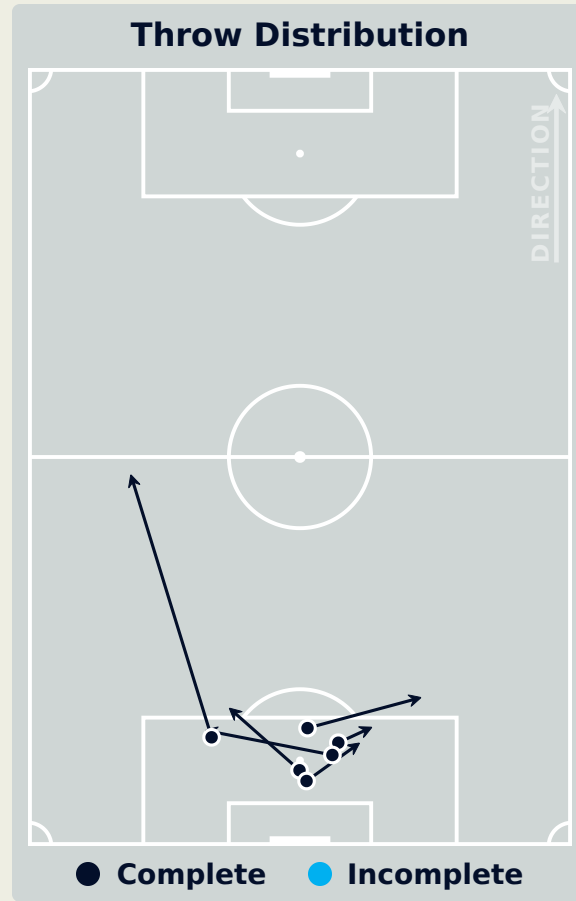
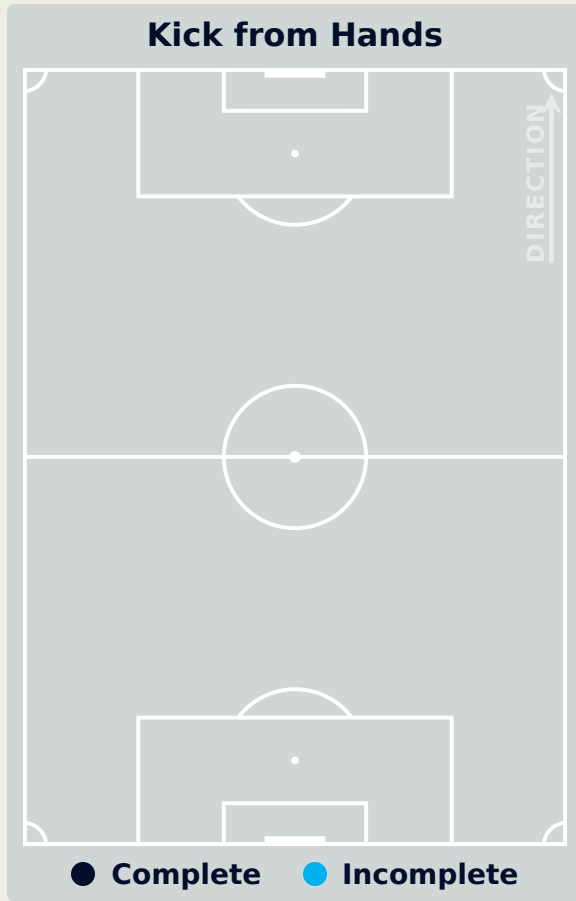
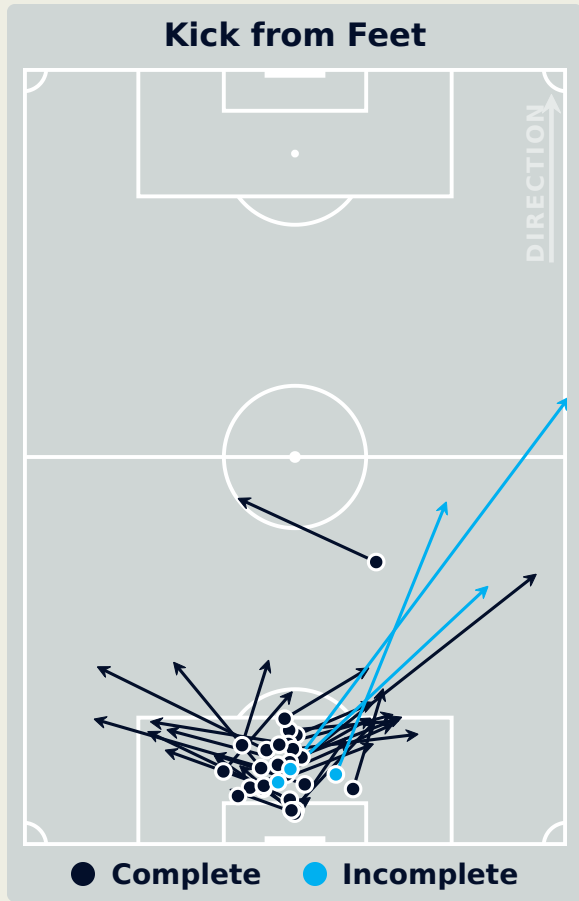


**31**  
Total Involvements

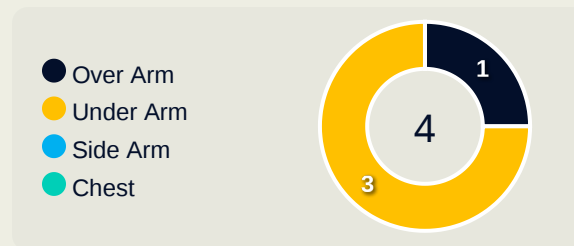
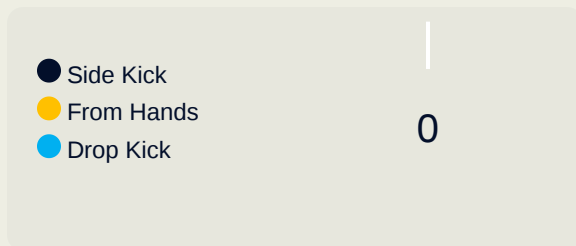
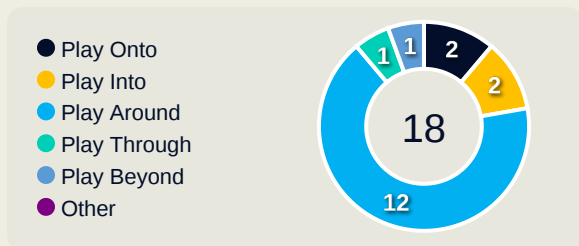
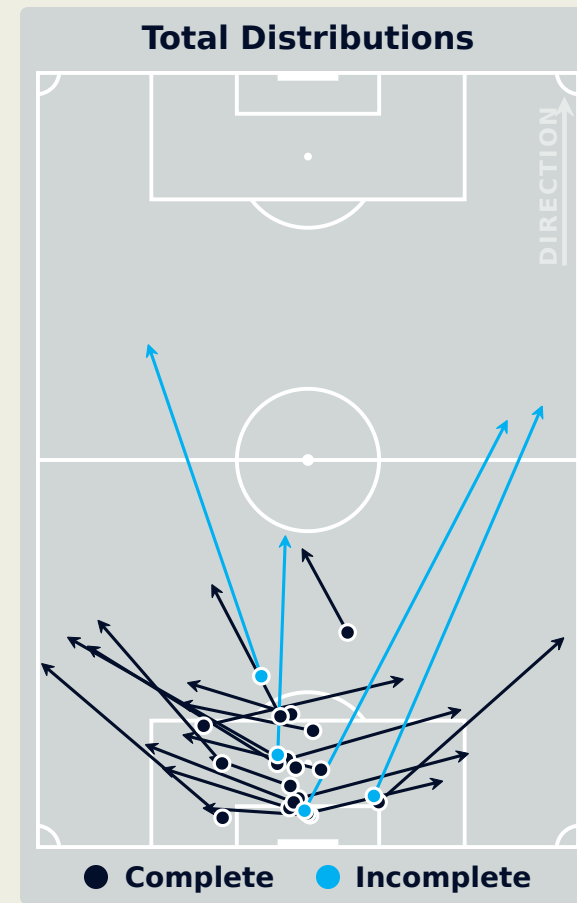
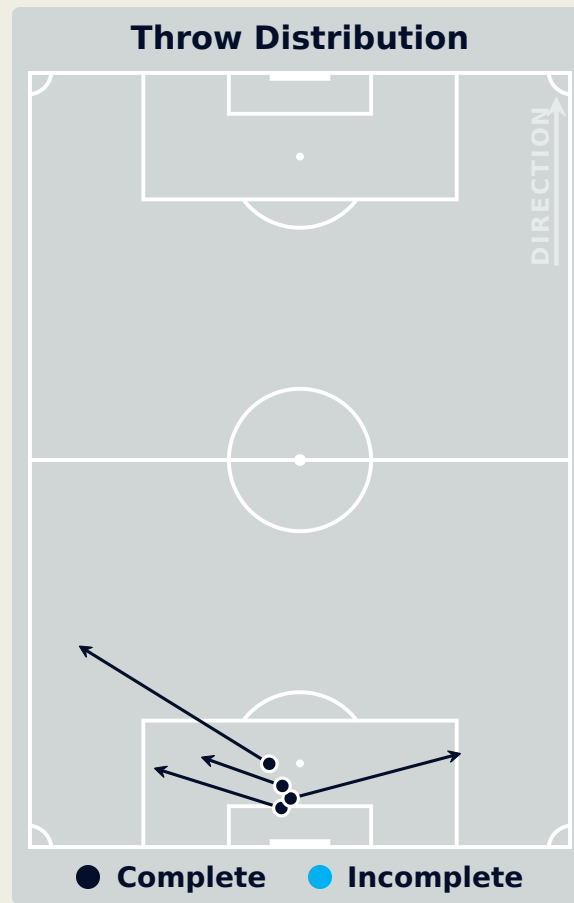
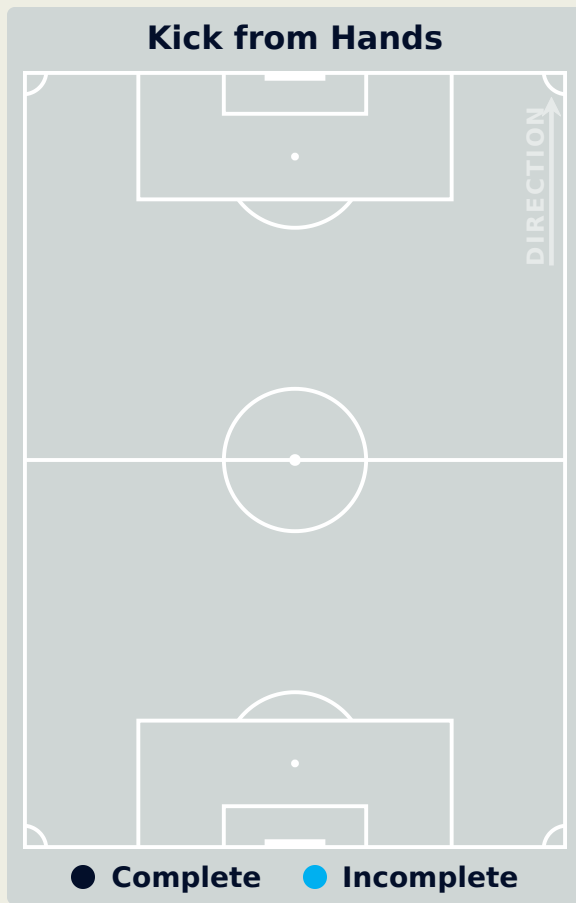
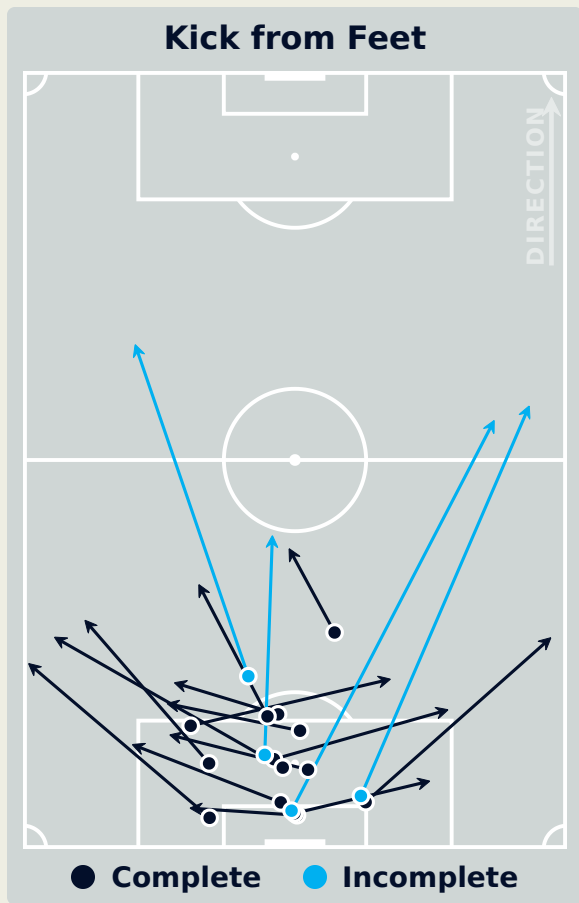


# Goalkeeping Distribution

# New Zealand

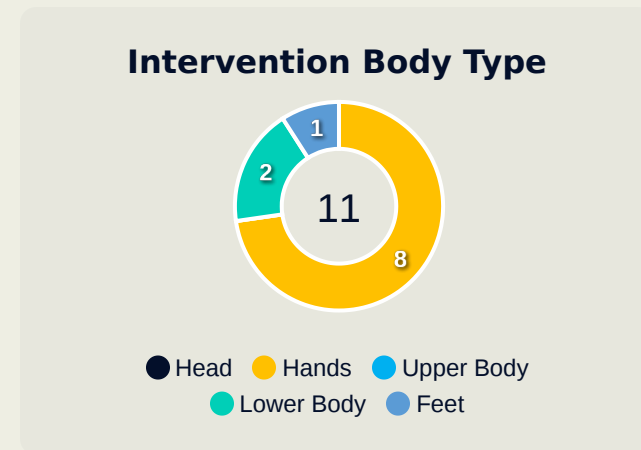
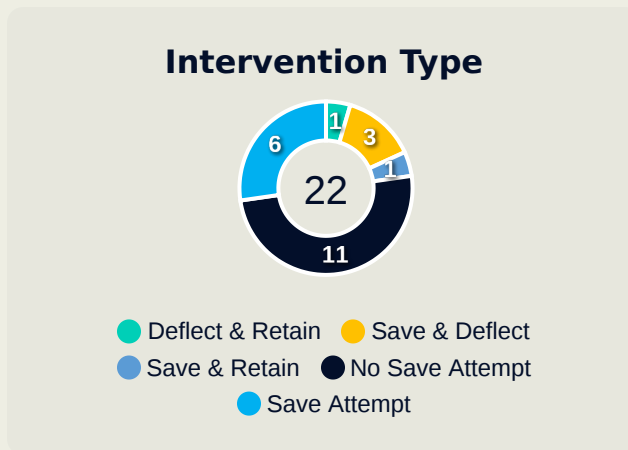
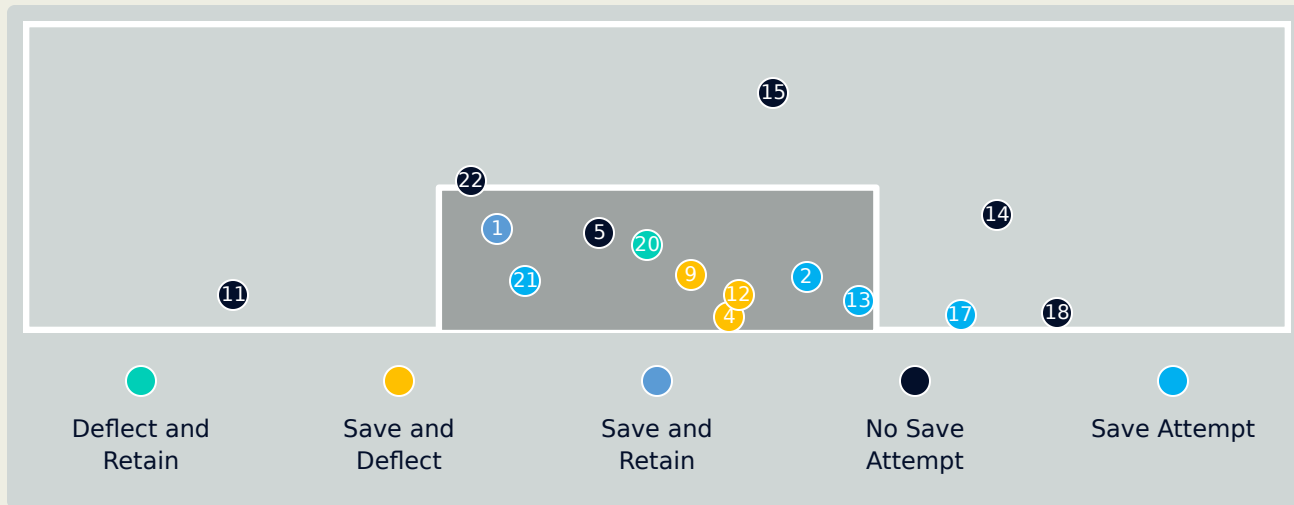
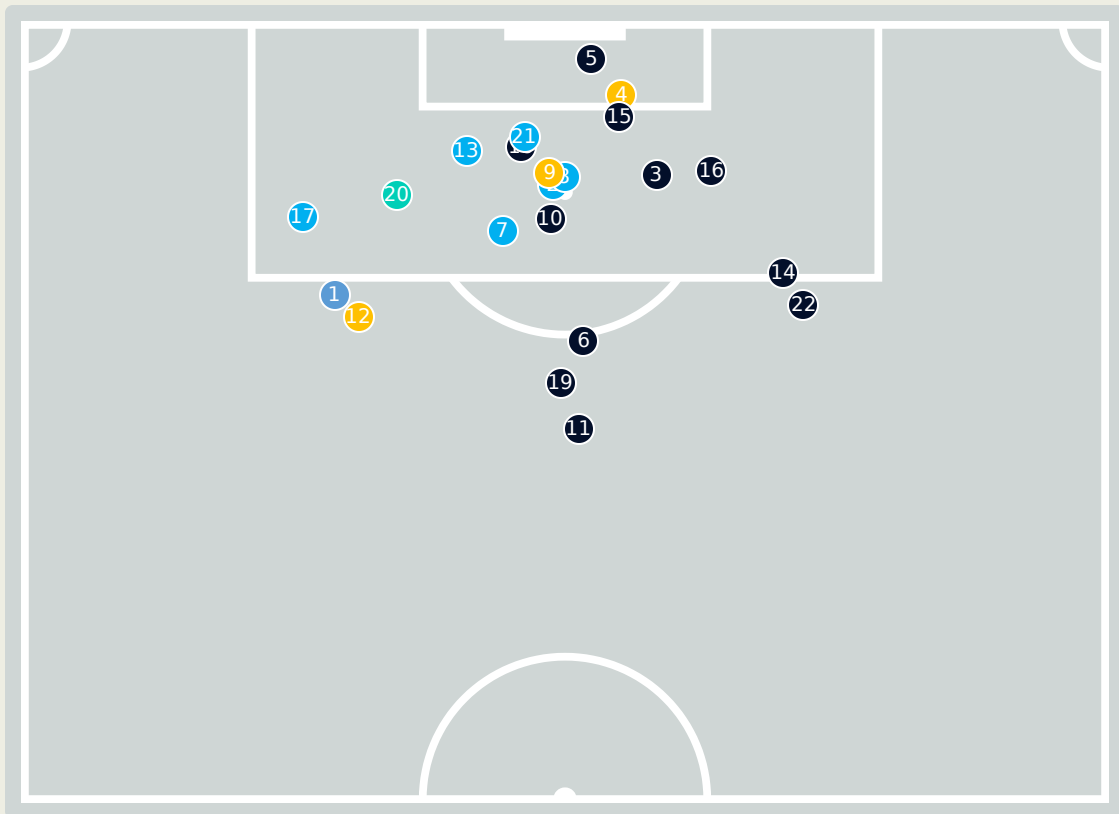


# Goalkeeping Distribution



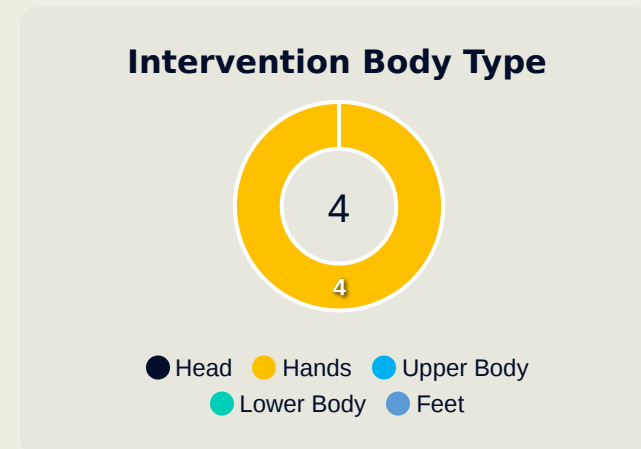
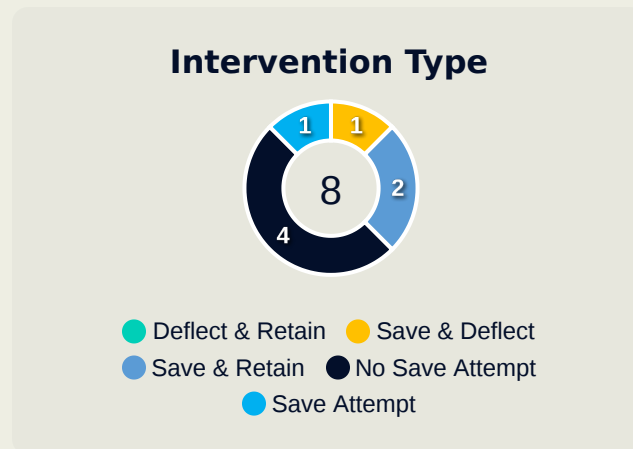
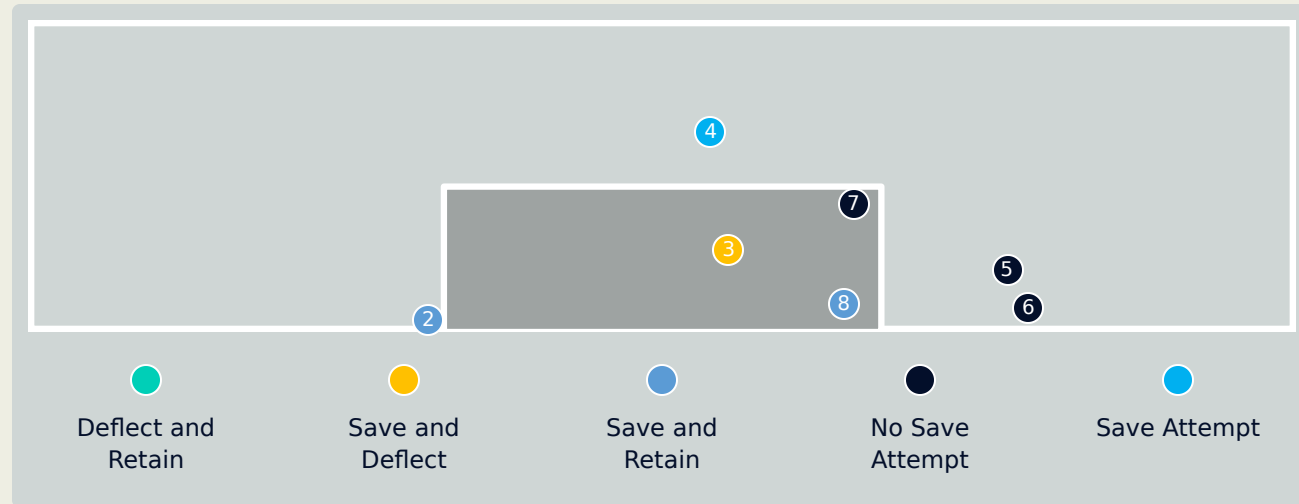
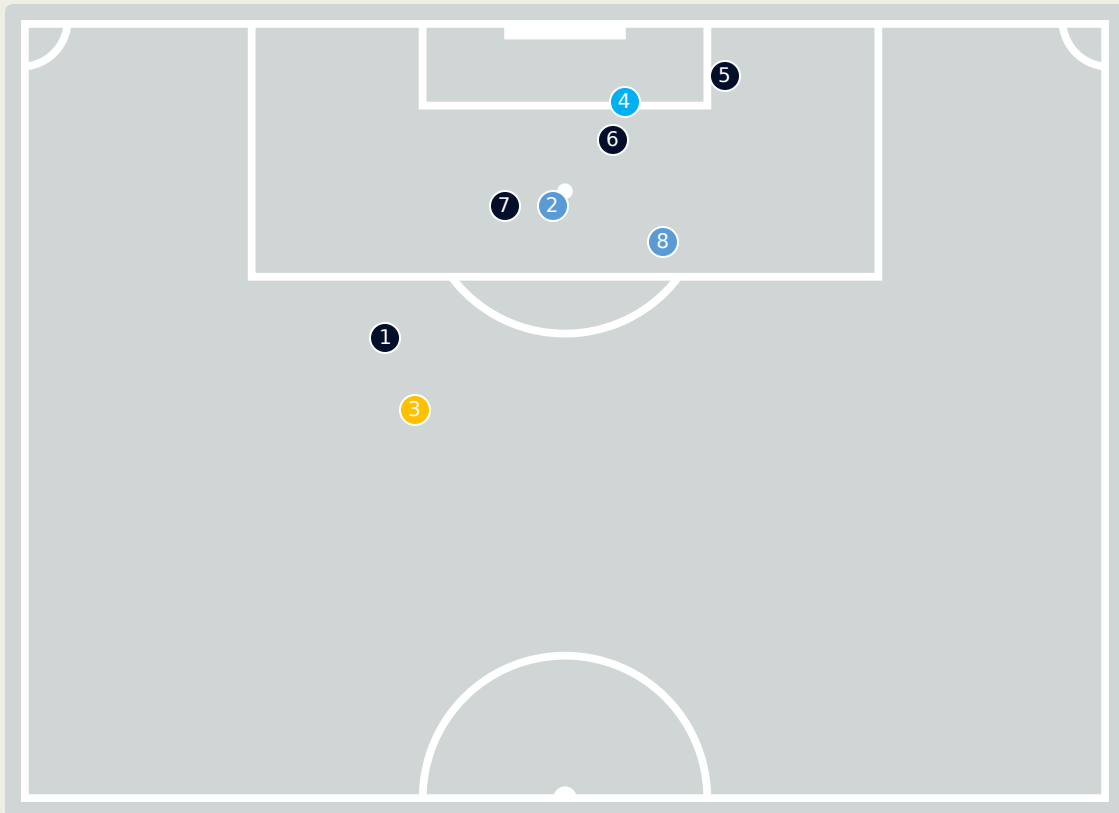
# New Zealand

## Goal Prevention



Total Attempts on Goal Faced	Total Goal Interventions	Save & Retain	Deflect & Retain	Save & Deflect	Save Attempt	No Save Attempt
22	4	1	0	3	6	11

# Goal Prevention



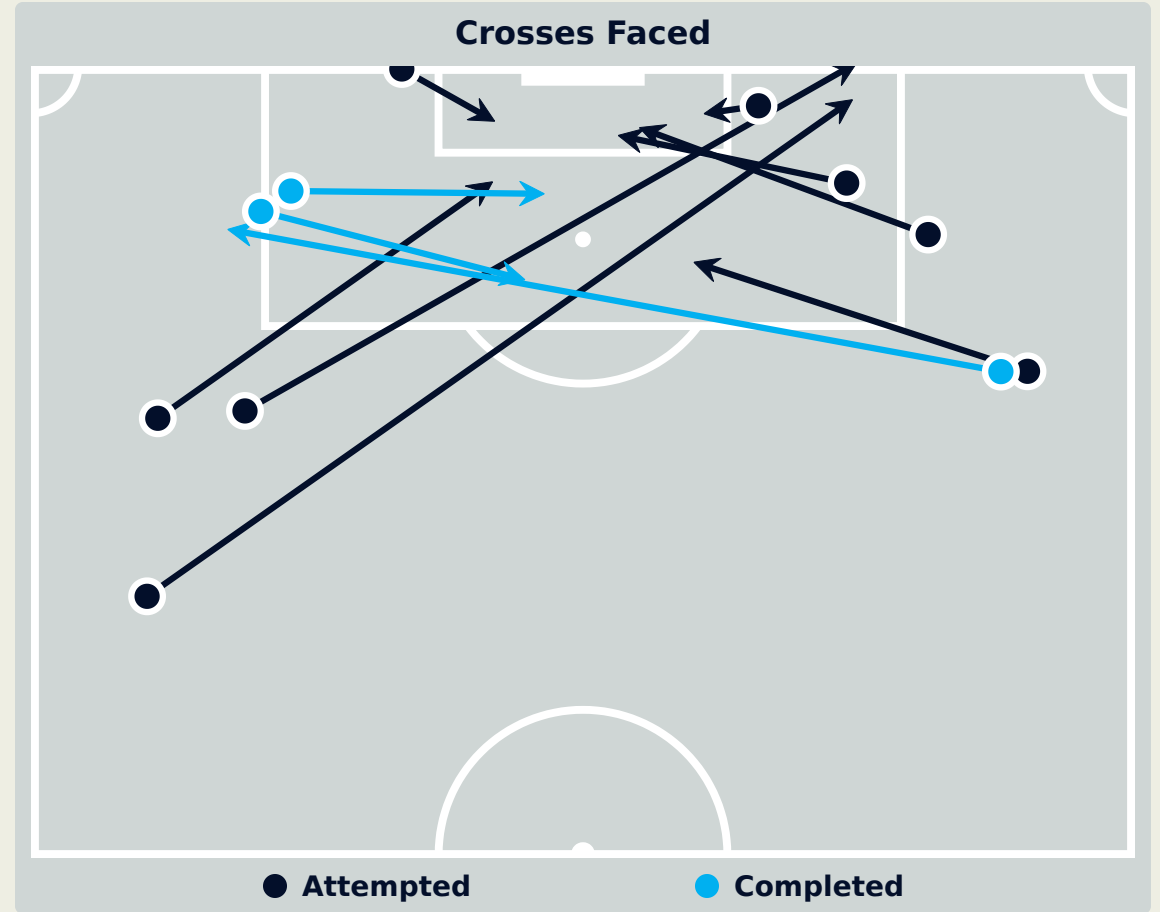
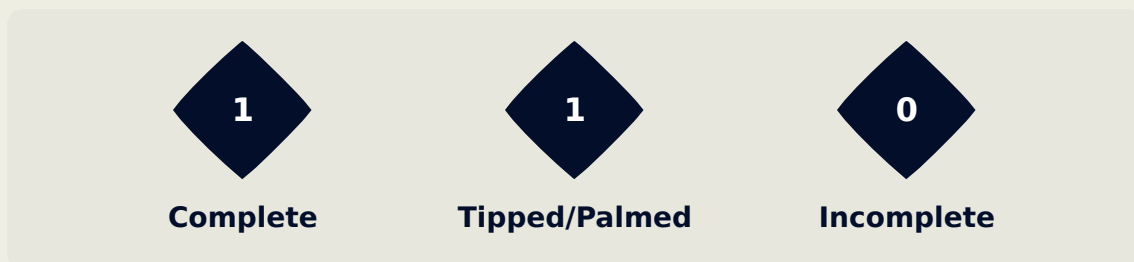
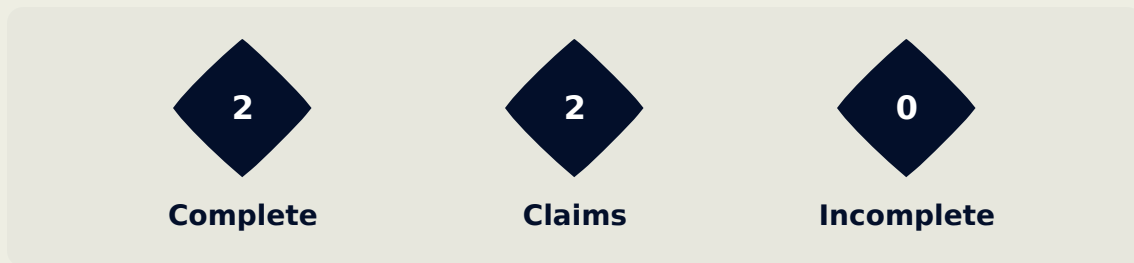
**8**  
Total Attempts on Goal Faced

**67**  
Save %

Total Attempts on Goal Faced	Total Goal Interventions	Save & Retain	Deflect & Retain	Save & Deflect	Save Attempt	No Save Attempt
8	3	2	0	1	1	4

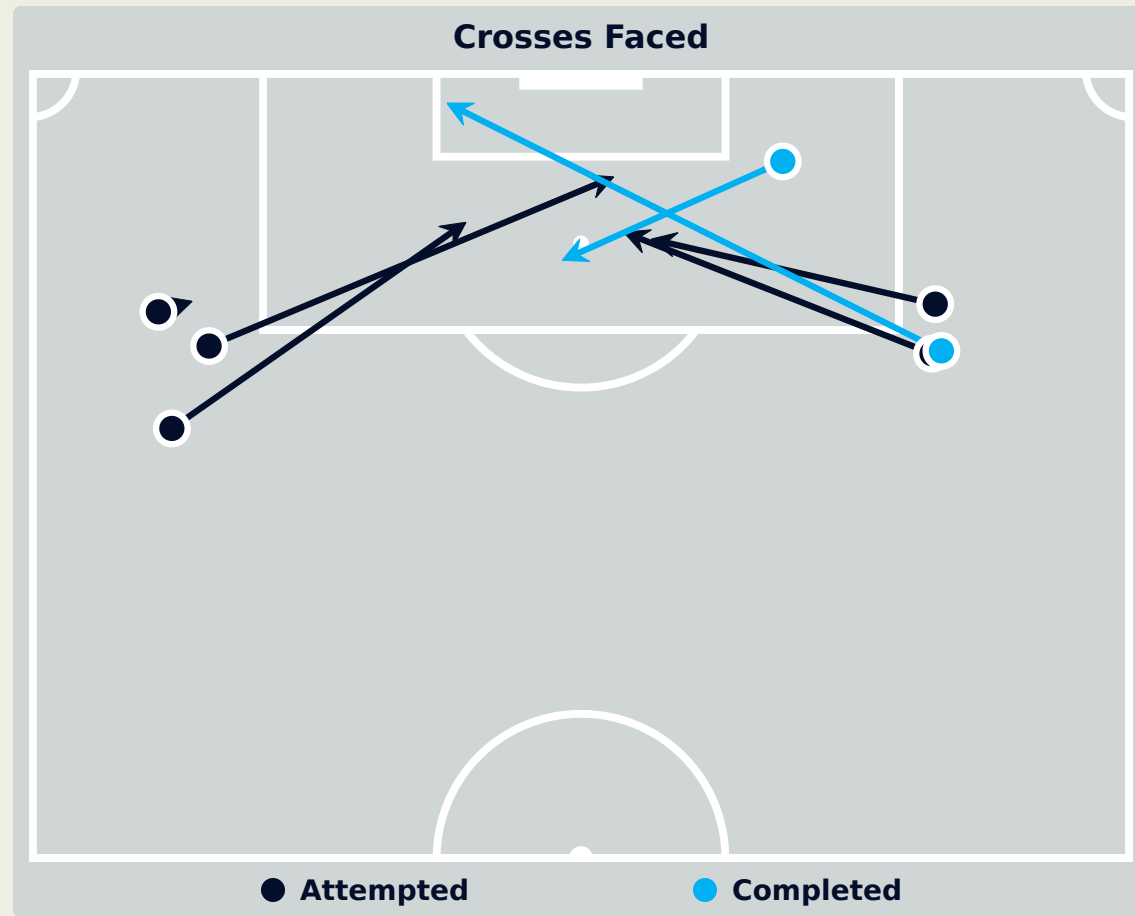
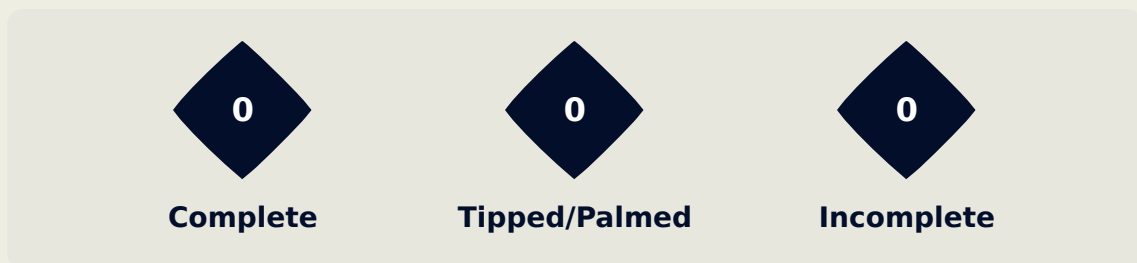
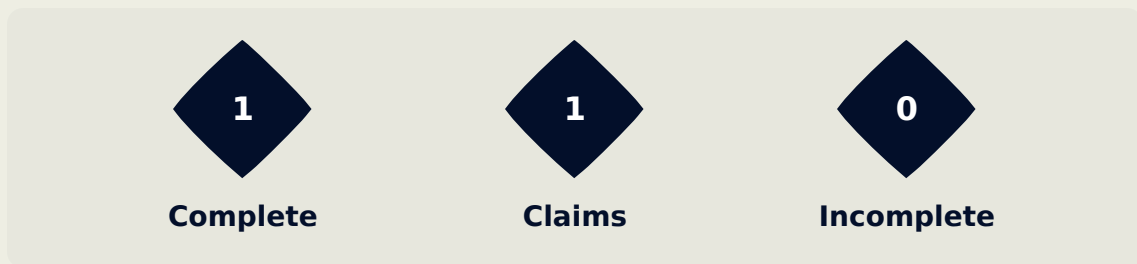
# New Zealand

## Aerial Control



Delivery Types Faced						
Total	In Swing	Out Swing	Driven	Lofted	Cutback	Push
19	9	2	0	2	1	5

# Aerial Control



**Delivery Types Faced**

Total	In Swing	Out Swing	Driven	Lofted	Cutback	Push
13	6	4	1	2	0	0

**FIFA**<sup>®</sup>  
2024

# SET PLAYS

**New Zealand 1 - 4 USA**

# New Zealand

## Set Plays

**29**

**Total Set Plays**

**13**

**Total Free Kicks**

**0**

**Total Penalties**

**3**

**Total Corners**

**13**

**Total Throw Ins**

### Free Kicks

Type	Total
Direct	11
Direct (on target)	0
Direct (off target)	0
Indirect	2

### Corners

Delivery Type	From Left Side	From Right Side	Total
Direct to Area	2	1	3
Short	0	0	0
Edge of Penalty Area	0	0	0

### Corners

Delivery Style	Total
Inswing	2
Outswing	1
Driven	0



# Set Plays



Free Kicks	
Type	Total
Direct	10
Direct (on target)	0
Direct (off target)	0
Indirect	1

Corners			
Delivery Type	From Left Side	From Right Side	Total
Direct to Area	2	4	6
Short	1	0	1
Edge of Penalty Area	0	1	1

Corners	
Delivery Style	Total
Inswing	5
Outswing	0
Driven	0

**FIFA®**  
2024

# INDIVIDUAL DATA IN POSSESSION

**New Zealand 1 - 4 USA**

# In Possession - Distributions

## New Zealand

#	Player	Passes Attempted	Passes Completed	Pass Completion %	Switches of Play	Crosses Attempted	Crosses Completed	Line Breaks Attempted	Line Breaks Completed	Line Break Completion %	Ball Progressions	Take Ons	Step Ins	Attempts at Goal	Goals
1	PAULSEN Alex	38	34	89%	0	0	0	5	3	60%	0	0	0	0	0
2	BOXALL Michael	76	70	92%	0	0	0	15	13	87%	0	0	0	1	0
3	SUTTON Sam	39	36	92%	0	0	0	9	7	78%	0	0	0	1	0
4	BINDON Tyler	48	41	85%	1	1	1	12	9	75%	0	0	0	1	0
5	SURMAN Finn	86	80	93%	0	0	0	10	8	80%	0	0	0	1	0
6	BELL Joe	87	81	93%	1	0	0	14	13	93%	1	0	1	0	0
7	GARBETT Matthew	56	40	71%	1	1	0	14	7	50%	1	1	0	1	0
9	WAINE Ben	6	6	100%	0	0	0	0	0	0%	0	0	0	0	0
10	SINGH Sarpreet	43	38	88%	0	7	1	9	4	44%	0	0	0	1	0
14	HERDMAN Jay	10	8	80%	0	2	1	2	2	100%	2	2	0	0	0
17	BAYLISS Lachlan	7	6	86%	0	0	0	1	0	0%	0	0	0	0	0
11	RANDALL Jesse	14	9	64%	0	0	0	1	0	0%	1	1	0	1	1
13	KELLY-HEALD Lukas	11	11	100%	1	0	0	4	4	100%	0	0	0	0	0
15	SHERIDAN Matthew	3	3	100%	0	1	1	1	1	100%	0	0	0	0	0
18	VAN HATTUM Oskar	6	3	50%	0	1	0	1	0	0%	1	0	1	1	0
19	GILLION Liam	3	2	67%	0	0	0	0	0	0%	1	1	0	0	0

# In Possession - Offers & Receptions

## New Zealand

			Offer movement types						
#	Player	Total Offers	In Front	In Between	Out to In	In to Out	In Behind	No Movement	Offers Received
1	PAULSEN Alex	16	0	0	0	0	0	16	10
2	BOXALL Michael	6	3	0	0	0	1	2	2
3	SUTTON Sam	17	5	1	0	0	7	4	4
4	BINDON Tyler	9	0	2	0	0	4	3	3
5	SURMAN Finn	5	0	0	0	0	0	5	3
6	BELL Joe	57	33	18	1	1	1	3	29
7	GARBETT Matthew	15	4	5	1	1	3	1	10
9	WAINE Ben	25	0	3	0	1	21	0	2
10	SINGH Sarpreet	100	34	29	3	15	5	14	39
14	HERDMAN Jay	47	14	7	4	2	12	8	10
17	BAYLISS Lachlan	34	9	10	1	2	7	5	3
11	RANDALL Jesse	32	7	4	0	0	13	8	7
13	KELLY-HEALD Lukas	9	1	4	0	0	3	1	1
15	SHERIDAN Matthew	5	0	0	0	0	2	3	0
18	VAN HATTUM Oskar	22	3	7	4	1	6	1	6
19	GILLION Liam	8	0	4	0	1	1	2	2

## In Possession - Distributions

#	Player	Passes Attempted	Passes Completed	Pass Completion %	Switches of Play	Crosses Attempted	Crosses Completed	Line Breaks Attempted	Line Breaks Completed	Line Break Completion %	Ball Progressions	Take Ons	Step Ins	Attempts at Goal	Goals
1	SCHULTE Patrick	22	18	82%	0	0	0	7	4	57%	0	0	0	0	0
2	HARRIEL Nathan	38	30	79%	0	0	0	13	8	62%	0	0	0	2	0
3	ZIMMERMAN Walker	31	27	87%	0	0	0	13	10	77%	1	0	1	1	1
5	TOLKIN John	59	52	88%	1	3	1	21	17	81%	4	0	4	1	0
6	BUSIO Gianluca	9	9	100%	0	1	0	3	2	67%	0	0	0	3	1
7	PAREDES Kevin	22	18	82%	0	1	0	5	4	80%	1	0	1	0	0
8	TESSMANN Tanner	49	43	88%	5	1	0	17	11	65%	0	0	0	3	0
11	AARONSON Paxten	31	29	94%	0	2	1	7	6	86%	1	0	1	2	1
12	ROBINSON Miles	43	39	91%	1	0	0	17	14	82%	1	0	1	0	0
13	McGUIRE Duncan	15	13	87%	0	0	0	0	0	0%	0	0	0	2	0
14	MIHAILOVIC Djordje	25	23	92%	3	3	2	4	4	100%	0	0	0	1	1
4	DIETZ Maximilian	25	25	100%	1	0	0	4	4	100%	1	0	1	0	0
9	YOW Griffin	11	8	73%	1	2	0	3	3	100%	1	0	1	2	0
10	BOOTH Taylor	7	6	86%	0	2	0	2	1	50%	2	0	2	0	0
15	CREMASCHI Benjamin	18	14	78%	1	0	0	7	5	71%	0	0	0	1	0
16	McGLYNN Jack	53	47	89%	1	4	0	14	9	64%	0	0	0	4	0

## In Possession - Offers &amp; Receptions

			Offer movement types						
#	Player	Total Offers	In Front	In Between	Out to In	In to Out	In Behind	No Movement	Offers Received
1	SCHULTE Patrick	3	0	0	0	0	0	3	2
2	HARRIEL Nathan	9	4	1	0	0	0	4	4
3	ZIMMERMAN Walker	11	2	0	0	0	0	9	5
5	TOLKIN John	54	22	0	0	0	12	20	30
6	BUSIO Gianluca	9	1	2	0	1	4	1	2
7	PAREDES Kevin	32	3	6	0	2	9	12	11
8	TESSMANN Tanner	55	36	11	2	1	4	1	24
11	AARONSON Paxten	29	7	5	0	1	16	0	4
12	ROBINSON Miles	6	2	0	0	0	0	4	6
13	McGUIRE Duncan	14	1	6	0	0	6	1	7
14	MIHAILOVIC Djordje	14	4	3	1	1	3	2	5
4	DIETZ Maximilian	11	8	1	0	0	0	2	3
9	YOW Griffin	4	0	0	1	0	3	0	3
10	BOOTH Taylor	9	0	0	0	0	6	3	1
15	CREMASCHI Benjamin	18	5	6	1	2	1	3	10
16	McGLYNN Jack	20	5	8	0	3	2	2	15

**FIFA®**  
2024

# INDIVIDUAL DATA OUT OF POSSESSION

**New Zealand 1 - 4 USA**

## Out of Possession

## New Zealand

#	Player	Tackles Made / Won	Blocks	Interceptions	Pressing Direct	Pressing Indirect	Duels Won - Aerial	Duels Won - Physical	Possession Contests won	Clearances	Loose Ball Receptions	Pushing On	Pushing On into Pressing	Possession Regains	Possession Interrupted
1	PAULSEN Alex	0 / 0	0	0	0	0	0	0	0	0	1	0	0	6	0
2	BOXALL Michael	0 / 0	3	0	1	12	2	0	2	3	8	15	5	1	4
3	SUTTON Sam	2 / 1	5	1	3	8	0	0	0	5	8	14	7	6	5
4	BINDON Tyler	2 / 0	4	1	5	6	4	0	4	2	4	12	6	2	5
5	SURMAN Finn	1 / 0	5	1	2	1	5	0	5	4	11	4	1	5	4
6	BELL Joe	3 / 2	2	1	5	19	0	0	0	2	6	17	5	4	2
7	GARBETT Matthew	2 / 1	3	0	4	11	0	0	1	0	5	5	1	4	1
9	WAINE Ben	0 / 0	0	0	0	20	0	0	0	0	0	25	11	0	0
10	SINGH Sarpreet	2 / 1	0	1	8	18	1	0	1	0	5	34	15	2	0
14	HERDMAN Jay	1 / 0	1	0	4	18	0	0	0	0	3	11	6	0	0
17	BAYLISS Lachlan	2 / 0	0	0	2	20	0	0	0	0	4	14	12	0	1
11	RANDALL Jesse	0 / 0	0	0	1	21	0	0	0	0	1	17	11	0	0
13	KELLY-HEALD Lukas	0 / 0	0	0	0	2	0	0	0	2	1	1	1	0	0
15	SHERIDAN Matthew	0 / 0	1	0	0	8	0	0	0	0	1	7	4	0	0
18	VAN HATTUM Oskar	0 / 0	1	0	1	12	0	0	0	1	3	10	6	0	1
19	GILLION Liam	0 / 0	2	0	0	10	0	0	0	0	0	9	6	1	0



# Out of Possession



#	Player	Tackles Made / Won	Blocks	Interceptions	Pressing Direct	Pressing Indirect	Duels Won - Aerial	Duels Won - Physical	Possession Contests won	Clearances	Loose Ball Receptions	Pushing On	Pushing On into Pressing	Possession Regains	Possession Interrupted
1	SCHULTE Patrick	0 / 0	0	0	0	0	0	0	0	0	2	0	0	4	0
2	HARRIEL Nathan	3 / 3	3	1	2	9	0	0	0	3	4	25	5	4	5
3	ZIMMERMAN Walker	2 / 1	1	1	3	1	0	0	0	8	1	6	1	5	4
5	TOLKIN John	1 / 0	0	1	1	7	0	0	0	6	3	6	3	4	4
6	BUSIO Gianluca	1 / 0	1	0	4	18	1	0	1	0	6	8	5	1	0
7	PAREDES Kevin	4 / 1	0	0	3	23	0	0	0	2	2	17	10	1	3
8	TESSMANN Tanner	6 / 2	4	1	2	8	1	0	1	1	9	19	3	3	5
11	AARONSON Paxten	2 / 2	1	0	8	33	0	0	0	0	4	23	18	3	0
12	ROBINSON Miles	0 / 0	2	3	1	3	0	0	1	3	6	11	1	5	2
13	McGUIRE Duncan	0 / 0	1	2	2	11	1	0	1	1	0	4	1	2	1
14	MIHAILOVIC Djordje	1 / 1	6	1	2	30	0	0	0	2	2	2	0	5	3
4	DIETZ Maximilian	1 / 1	1	0	1	3	0	0	0	1	2	7	2	2	1
9	YOW Griffin	0 / 0	0	0	1	7	1	0	1	0	4	3	1	0	0
10	BOOTH Taylor	0 / 0	1	0	3	12	0	0	0	0	1	4	4	0	1
15	CREMASCHI Benjamin	0 / 0	0	0	1	12	0	0	0	0	2	5	4	0	0
16	McGLYNN Jack	0 / 0	1	0	4	19	0	0	0	2	5	7	3	1	3

**FIFA®**  
2024

# INDIVIDUAL DATA PHYSICAL

**New Zealand 1 - 4 USA**

## Physical Data

## New Zealand

#	Player	Total Distance (m)	Zone 1: 0-7 km/h (m)	Zone 2: 7-15 km/h (m)	Zone 3: 15-20 km/h (m)	Zone 4: 20-25 km/h (m)	Zone 5: 25+ km/h (m)	High Speed Runs (Zone 4)	Sprints (Zone 5)	Top Speed (km/h)
1	PAULSEN Alex	4945.7	3433.8	1311.5	180.6	19.9	0	5.0	0	21.5
2	BOXALL Michael	9268.3	4009.3	3631.3	1099.4	391.0	137.2	55.0	11.0	30.7
3	SUTTON Sam	10646.0	3932.0	4375.4	1392.3	685.8	260.4	83.0	17.0	31.2
4	BINDON Tyler	10569.2	4028.7	4231.3	1374.5	707.8	226.9	72.0	16.0	30.1
5	SURMAN Finn	10381.6	4190.6	4130.3	1274.8	519.8	266.1	66.0	15.0	31.8
6	BELL Joe	9954.7	3257.6	4489.3	1625.4	432.0	150.4	50.0	8.0	30.3
7	GARBETT Matthew	10542.6	4638.8	4115.3	1302.8	412.4	73.2	48.0	6.0	28.7
9	WAINE Ben	8254.4	3786.9	2925.8	850.4	470.7	220.6	62.0	14.0	32.8
10	SINGH Sarpreet	9941.2	3275.1	4879.7	1331.2	408.4	46.9	49.0	6.0	27.1
14	HERDMAN Jay	5728.8	1889.0	2497.1	901.7	368.3	72.8	40.0	5.0	28.7
17	BAYLISS Lachlan	5716.5	2056.2	2554.4	697.8	325.6	82.5	34.0	5.0	32.0
11	RANDALL Jesse	5919.4	1691.1	2534.6	1177.9	476.2	39.6	40.0	6.0	26.7
13	KELLY-HEALD Lukas	2400.0	691.7	990.7	361.9	249.0	106.8	30.0	10.0	30.1
15	SHERIDAN Matthew	2428.6	680.5	1102.0	423.4	174.0	48.7	21.0	4.0	28.6
18	VAN HATTUM Oskar	5872.7	1896.1	2405.0	1133.3	325.5	112.8	39.0	8.0	32.4
19	GILLION Liam	1718.1	325.8	825.9	396.8	102.5	67.1	18.0	3.0	29.2

## Physical Data

USA

#	Player	Total Distance (m)	Zone 1: 0-7 km/h (m)	Zone 2: 7-15 km/h (m)	Zone 3: 15-20 km/h (m)	Zone 4: 20-25 km/h (m)	Zone 5: 25+ km/h (m)	High Speed Runs (Zone 4)	Sprints (Zone 5)	Top Speed (km/h)
1	SCHULTE Patrick	5320.1	4188.3	964.4	141.2	18.8	7.4	3.0	1.0	26.7
2	HARRIEL Nathan	7481.7	3344.7	2618.4	1002.0	420.7	95.9	51.0	10.0	28.5
3	ZIMMERMAN Walker	9193.9	4203.7	3985.8	708.0	217.3	79.0	30.0	7.0	30.4
5	TOLKIN John	10997.6	4166.2	4537.7	1382.2	660.1	251.5	71.0	16.0	29.9
6	BUSIO Gianluca	4047.3	1319.4	1694.1	563.7	310.5	159.6	31.0	8.0	29.6
7	PAREDES Kevin	8333.3	3180.6	2839.3	1296.9	689.0	327.5	84.0	26.0	31.8
8	TESSMANN Tanner	11601.2	3811.7	5758.0	1513.1	458.0	60.3	42.0	5.0	30.4
11	AARONSON Paxten	10733.5	4214.8	4199.9	1263.2	675.9	379.7	104.0	26.0	33.3
12	ROBINSON Miles	10638.1	4276.5	4806.7	1177.3	352.2	25.5	40.0	5.0	27.0
13	McGUIRE Duncan	7408.0	2479.9	3324.6	845.9	410.8	346.7	61.0	23.0	34.1
14	MIHAILOVIC Djordje	7192.3	2641.4	3286.4	958.6	280.2	25.7	30.0	3.0	28.1
4	DIETZ Maximilian	4412.7	1394.0	2130.1	707.2	166.9	14.5	16.0	1.0	26.9
9	YOW Griffin	4929.3	1460.9	2075.3	887.5	328.3	177.4	47.0	13.0	30.6
10	BOOTH Taylor	3256.5	973.2	1181.3	509.4	369.8	222.8	45.0	13.0	30.2
15	CREMASCHI Benjamin	3397.5	903.0	1496.4	640.4	298.2	59.5	30.0	5.0	29.6
16	McGLYNN Jack	8182.0	2298.6	4163.5	1247.6	436.3	36.0	31.0	5.0	26.9

**FIFA**<sup>®</sup>  
2024