

FIFA®

2024

USA 3 - 0 Guinea

Group A - Match 18

30 July 2024

19:00 Kick Off

Stade Geoffroy-Guichard



POST MATCH SUMMARY REPORT

Match Summary - Teams

USA

3 — **0**

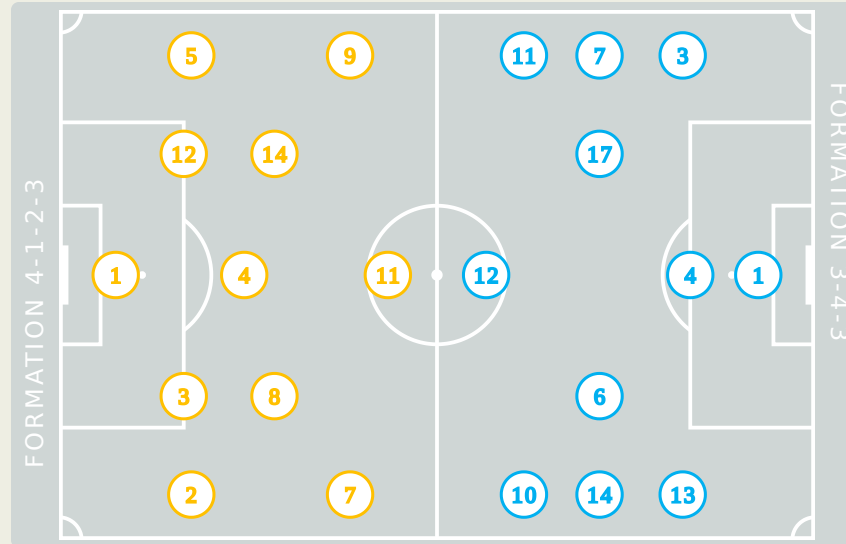
Guinea

STARTING

- 1 GK SCHULTE Patrick
- 2 DF HARRIEL Nathan
- 3 DF ZIMMERMAN Walker
- 4 DF DIETZ Maximilian 2' ↓ 45'
- 5 DF TOLKIN John
- 7 FW PAREDES Kevin 0' ↓ 45' 45'
- 8 MF TESSMANN Tanner
- 9 FW YOW Griffin ↓ 45'
- 11 FW AARONSON Paxten ↓ 45'
- 12 DF ROBINSON Miles
- 14 MF MIHAILOVIC Djordje 0' ↓ 45'

SUBSTITUTES

- 18 GK SLONINA Gaga
- 22 GK PULSKAMP John
- 6 MF BUSIO Gianluca
- 10 FW BOOTH Taylor ↑ 45'
- 13 FW MCGUIRE Duncan ↑ 45'
- 15 MF CREMASCHI Benjamin
- 16 MF MCGLYNN Jack ↑ 45'
- 17 DF WILEY Caleb ↑ 45'
- 19 DF DAVIS Jacob
- 20 FW GOMEZ Johan
- 21 MF ATENCIO Joshua ↑ 45'



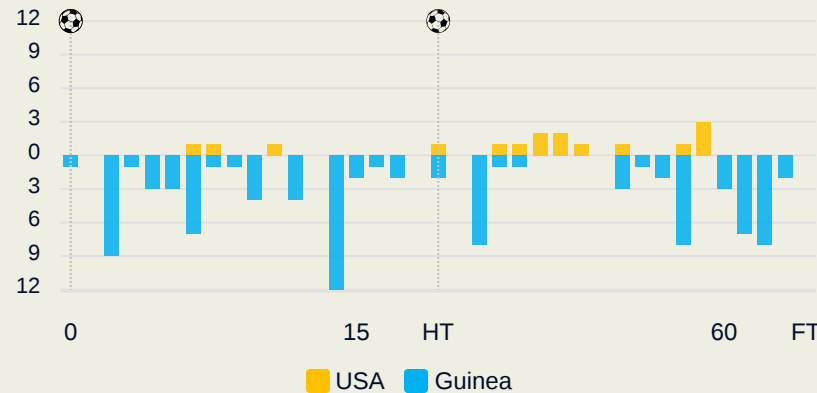
STARTING

- ↓ 45' SYLLA Soumaila GK 1
- ↓ 0' CISSE Bangaly DF 3
- SOUMAH Mohamed DF 4
- ↓ 45' DIAWARA Amadou MF 6
- BALDE Aliou FW 7
- ILAIX MORIBA MF 10
- 5' CAMARA Ousmane FW 11
- ↓ 45' BAH Algassime FW 12
- KEITA Madiou DF 13
- ↓ 53' DIALLO Amadou FW 14
- TOURE Abdoulaye MF 17

SUBSTITUTES


- ↑ 45' KEITA Mory GK 16
- DIAKHABY Lassana GK 22
- ↑ 0' OULARE Naby DF 2
- DOUCOURE Rayane DF 5
- KEITA Naby MF 8
- ↑ 45' CAMARA Henry FW 9
- ↑ 45' CAMARA Issiaga MF 15
- BANGOURA Sekou Tidiane MF 18
- FOFANA Ibrahima FW 19
- ↑ 53' CAMARA Cherif DF 20
- KOUROUMA Lancinet MF 21

Distribution in the Final Third




Match Summary - Key Statistics

USA



Guinea

Possession



Total

Total

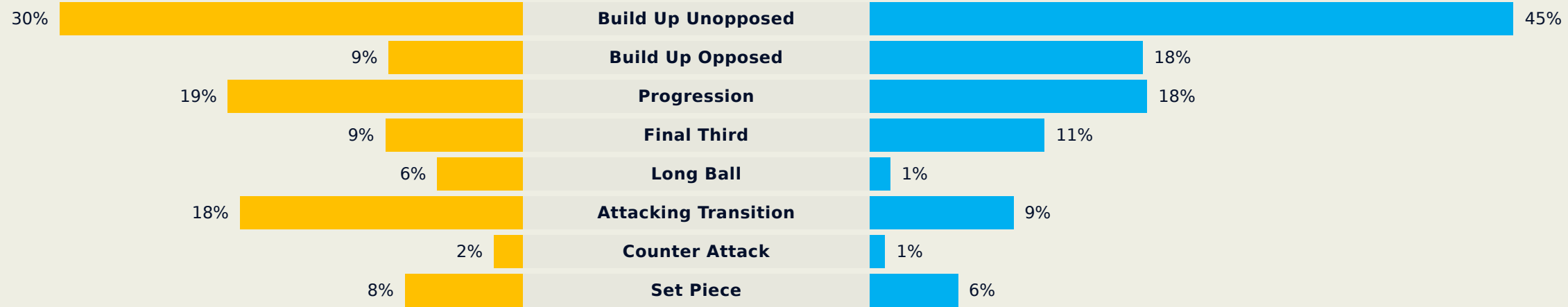
3	Goals	0
13 (9)	Attempts at Goal (On Target)	17 (6)
352 (275)	Total Passes (Complete)	604 (535)
78 %	Pass Completion %	89 %
73	Completed Line Breaks	85
10	Defensive Line Breaks	6
54	Receptions in the Final Third	128
18	Crosses	18
7	Ball Progressions	14
240 (52)	Defensive Pressures Applied (Direct Pressures)	197 (37)
47	Forced Turnovers	46
65	Second Balls	73
117 km	Total Distance Covered	110.2 km
5.1 km	Zone 4 - Low Speed Sprinting: 20-25 km/h	5.5 km

USA

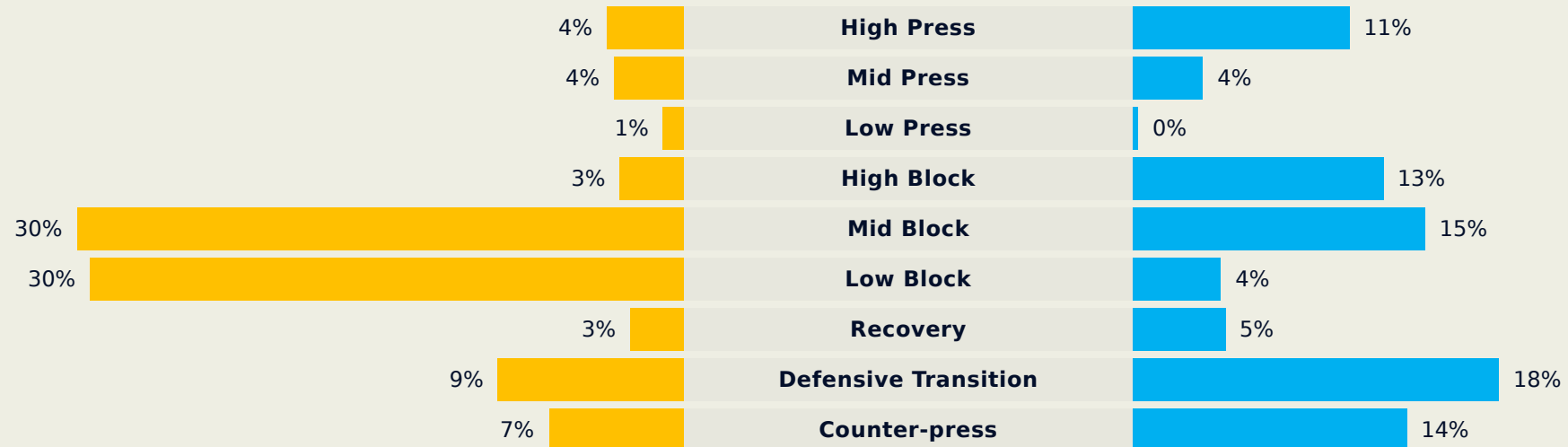
Phases of Play

Guinea

IN POSSESSION



OUT OF POSSESSION



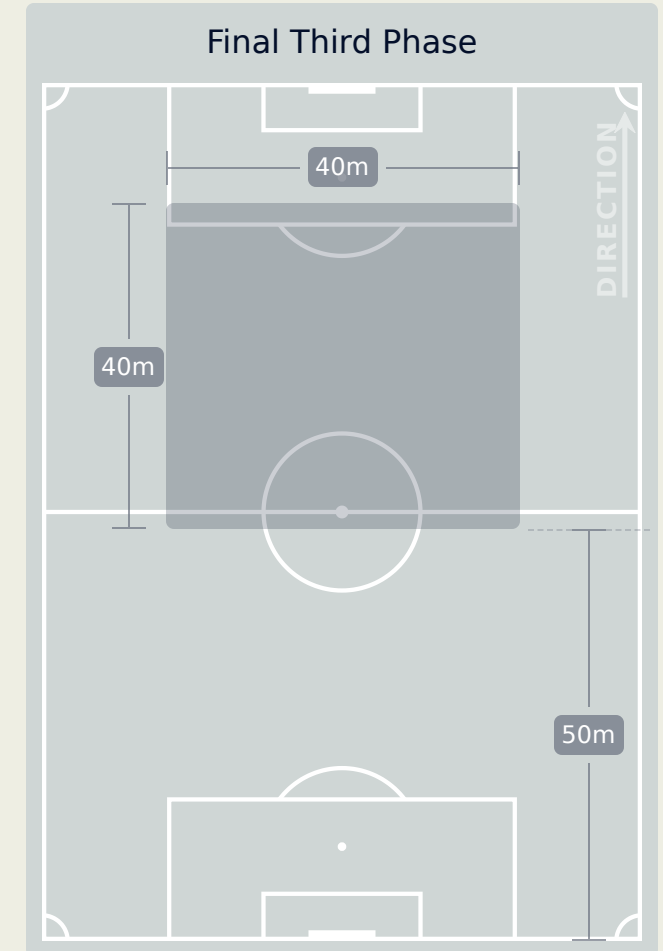
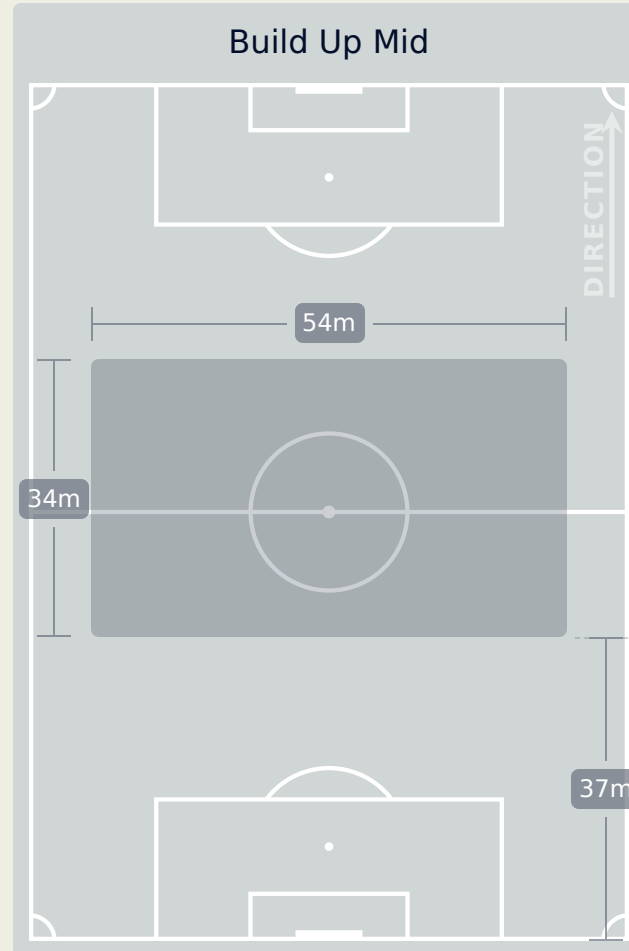
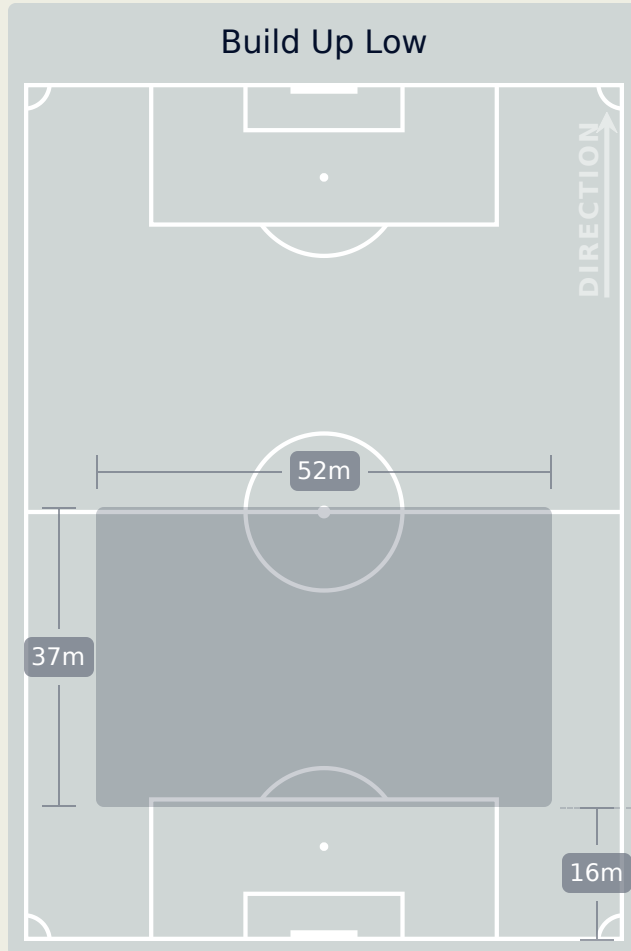
FIFA[®]
2024

IN POSSESSION

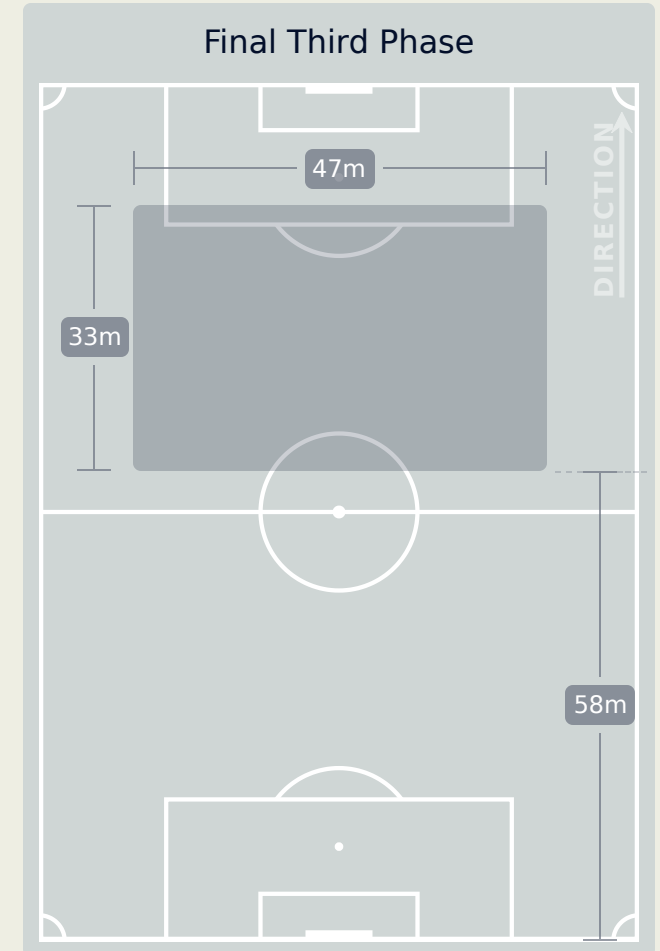
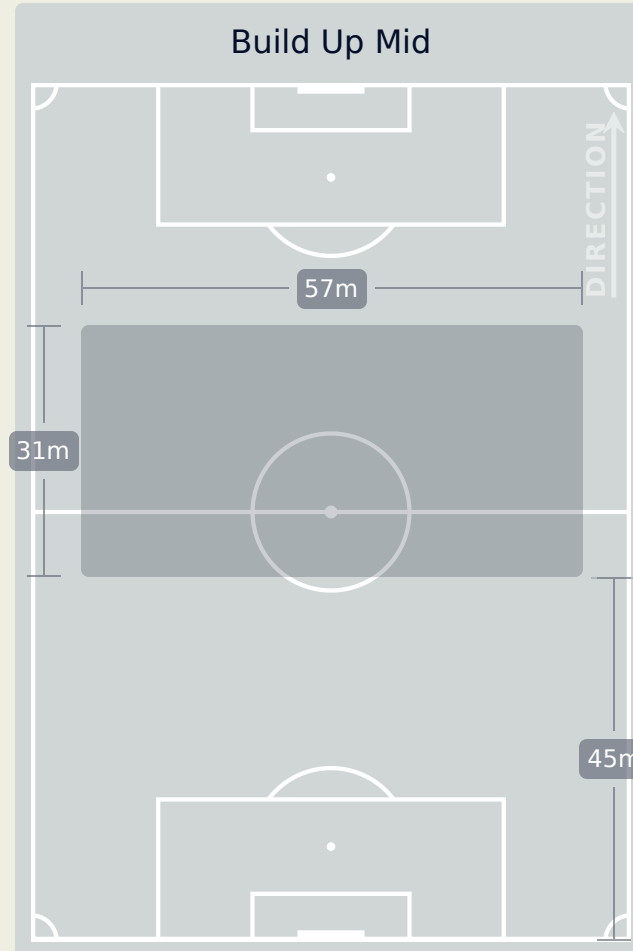
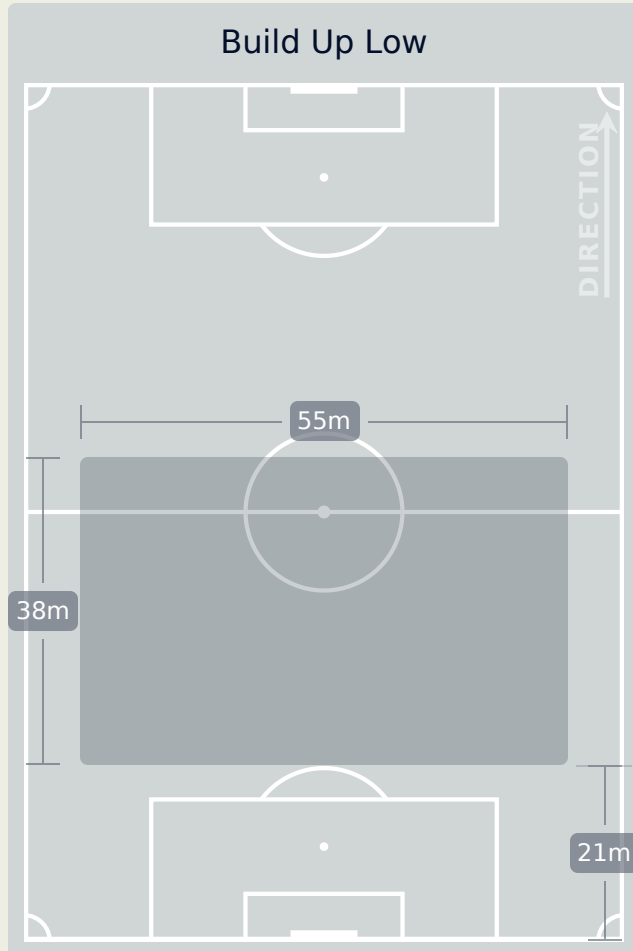
USA 3 - 0 Guinea

In Possession Line Height & Team Length

USA



In Possession Line Height & Team Length

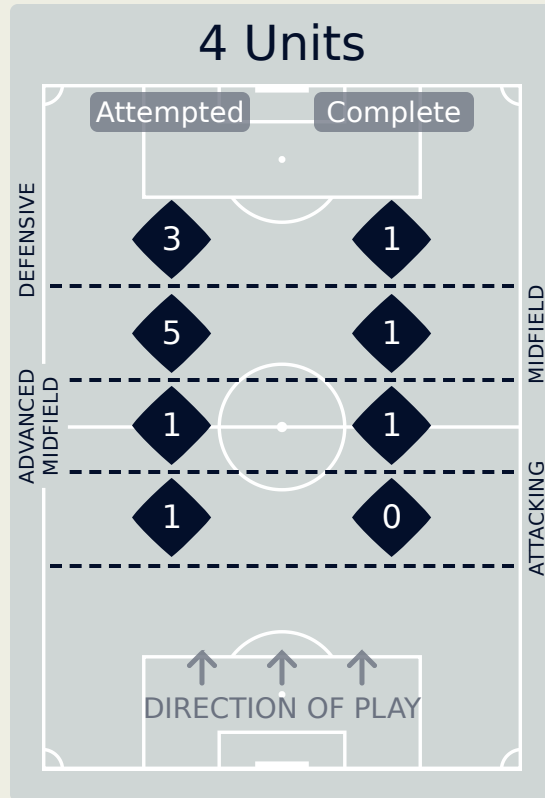
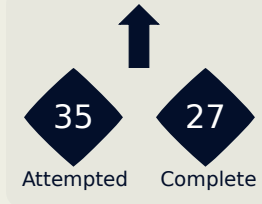


Line Breaks

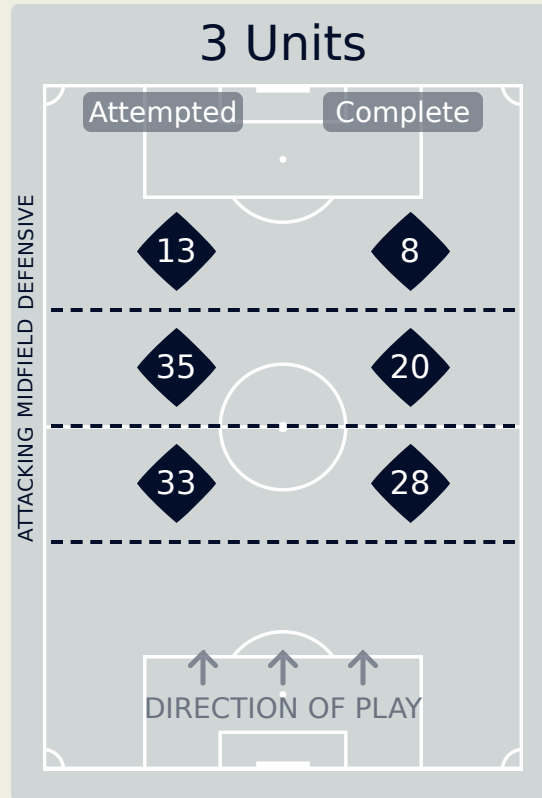
USA

Attempted Line Breaks

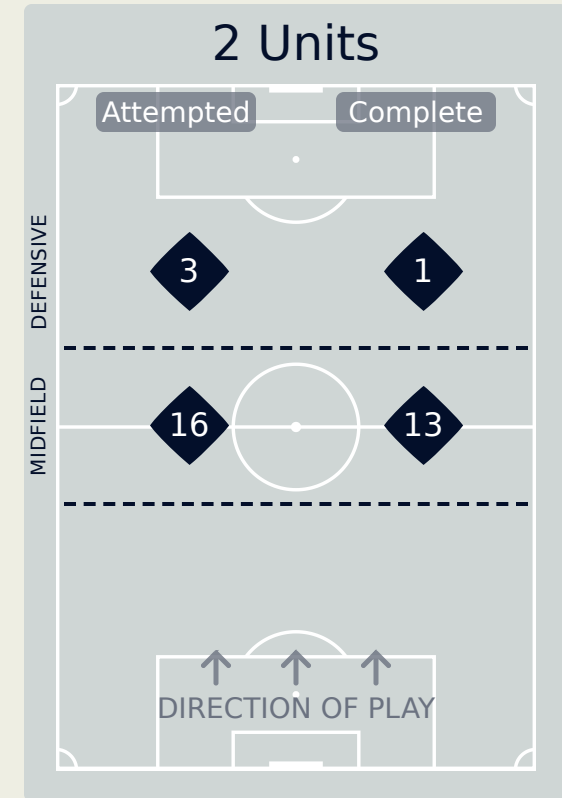
110



Attempted Line Breaks	10
Inside Shape	7
Outside Shape	3



Attempted Line Breaks	81
Inside Shape	50
Outside Shape	31



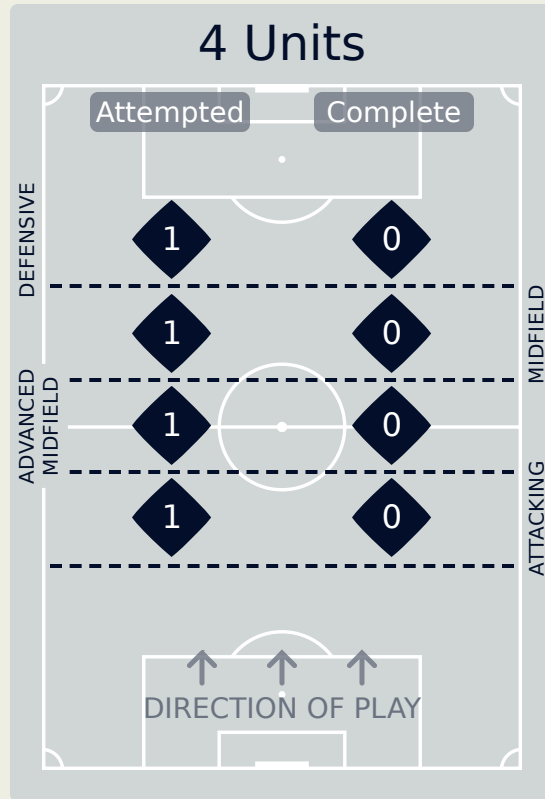
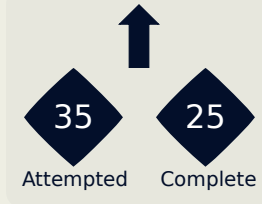
Attempted Line Breaks	19
Inside Shape	12
Outside Shape	7

Line Breaks

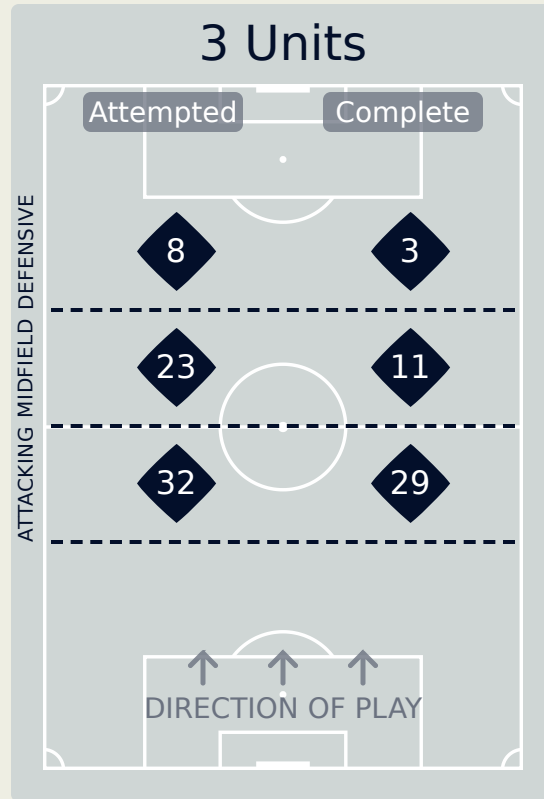
Guinea

Attempted Line Breaks

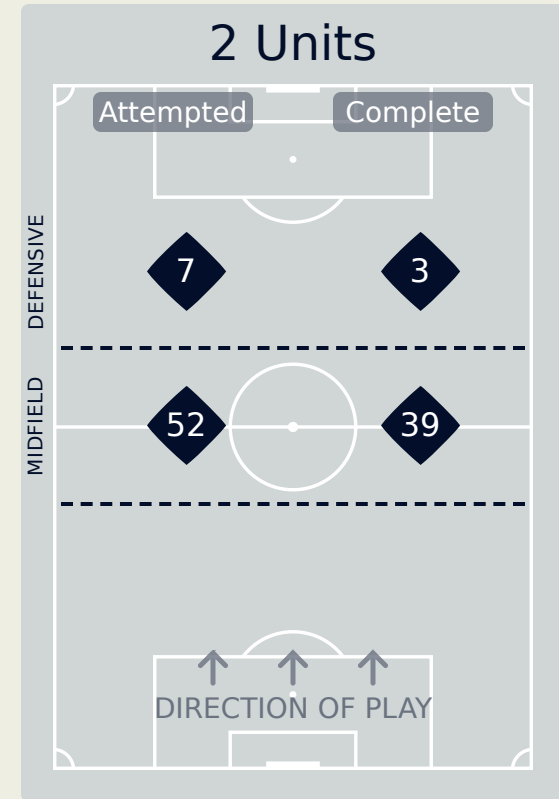
126



Attempted Line Breaks	4
Inside Shape	4
Outside Shape	0



Attempted Line Breaks	63
Inside Shape	33
Outside Shape	30



Attempted Line Breaks	59
Inside Shape	30
Outside Shape	29

Line Breaks

USA

					4 Units				3 Units			2 Units		Direction			Distribution Type		
#	Player	Line Breaks Attempted	Line Breaks Completed	Line Break Completion %	Attacking Line	Attacking Midfield Line	Midfield Line	Defensive Line	Attacking Line	Midfield Line	Defensive Line	Midfield Line	Defensive Line	Through	Around	Over	Pass	Cross	Ball Progression
1	SCHULTE Patrick	12	4	33%	0	0	1	0	4	5	0	2	0	0	0	12	12	0	0
2	HARRIEL Nathan	13	7	54%	0	0	0	0	3	6	3	0	1	2	5	6	13	0	0
3	ZIMMERMAN Walker	10	8	80%	0	0	1	0	8	0	1	0	0	3	4	3	10	0	0
4	DIETZ Maximilian	3	3	100%	0	0	0	0	1	0	0	2	0	2	1	0	3	0	0
5	TOLKIN John	18	11	61%	1	1	1	1	5	4	1	4	0	2	9	7	18	0	0
7	PAREDES Kevin	5	3	60%	0	0	0	0	0	3	1	0	1	1	2	2	4	1	0
8	TESSMANN Tanner	5	5	100%	0	0	0	0	0	3	1	1	0	3	1	1	5	0	0
9	YOW Griffin	6	4	67%	0	0	0	1	0	2	1	2	0	2	1	3	5	1	0
11	AARONSON Paxten	2	2	100%	0	0	0	0	0	0	2	0	0	2	0	0	2	0	0
12	ROBINSON Miles	13	11	85%	0	0	0	0	7	4	0	2	0	8	2	3	13	0	0
14	MIHAILOVIC Djordje	4	4	100%	0	0	0	0	0	1	1	2	0	1	1	2	4	0	0
10	BOOTH Taylor	2	1	50%	0	0	0	0	0	2	0	0	0	1	0	1	1	1	0
13	McGUIRE Duncan	2	0	0%	0	0	1	0	0	1	0	0	0	0	1	1	2	0	0
16	McGLYNN Jack	12	7	58%	0	0	1	1	5	1	2	1	1	6	3	3	12	0	0
17	WILEY Caleb	1	1	100%	0	0	0	0	0	1	0	0	0	1	0	0	1	0	0
21	ATENCIO Joshua	2	2	100%	0	0	0	0	0	2	0	0	0	1	1	0	2	0	0

Passing Networks

#	Passes From ↓ to →	SCHULTE Patrick	HARRIEL Nathan	ZIMMERMAN Walker	DIETZ Maximilian	TOLKIN John	PAREDES Kevin	TESSMANN Tanner	YOW Griffin	AARONSON Paxten	ROBINSON Miles	MIHAILOVIC Djordje	BOOTH Taylor	McGUIRE Duncan	McGLYNN Jack	WILEY Caleb	ATENCIO Joshua
1	SCHULTE Patrick		0	9	1	4	0	0	0	0	8	0	0	1	2	0	0
2	HARRIEL Nathan	0		2	1	0	5	2	0	1	0	0	0	1	0	0	0
3	ZIMMERMAN Walker	10	5		3	0	0	1	0	1	10	2	0	1	1	0	0
4	DIETZ Maximilian	0	1	2		3	0	2	1	0	3	2	0	0	0	0	0
5	TOLKIN John	2	0	0	1		1	1	3	1	10	2	2	0	2	0	0
7	PAREDES Kevin	0	1	0	0	1		4	2	2	0	1	0	0	1	0	3
8	TESSMANN Tanner	1	3	2	1	1	4		0	1	2	3	0	0	3	0	2
9	YOW Griffin	0	1	0	1	1	2	0		1	0	2	0	0	0	0	0
11	AARONSON Paxten	1	1	1	1	1	4	0	3		0	0	0	0	0	0	0
12	ROBINSON Miles	3	0	9	3	12	1	1	2	1		3	2	1	2	0	0
14	MIHAILOVIC Djordje	0	0	2	2	2	1	2	4	3	1		0	0	0	0	0
10	BOOTH Taylor	0	0	0	0	3	0	0	0	0	1	0		0	3	0	0
13	McGUIRE Duncan	0	0	0	0	1	0	2	0	0	0	0	0		0	0	1
16	McGLYNN Jack	2	0	0	0	1	1	2	0	0	0	0	2	1		1	1
17	WILEY Caleb	0	0	0	0	0	0	0	0	0	0	0	0	0	1		1
21	ATENCIO Joshua	1	1	0	0	0	2	1	1	1	0	0	1	2	0	0	

Top 5 Player to Player Passers		
Player	Passed To	% of Total Team Passes
ROBINSON Miles	TOLKIN John	4.6%
ZIMMERMAN Walker	ROBINSON Miles	3.9%
ZIMMERMAN Walker	SCHULTE Patrick	3.9%
TOLKIN John	ROBINSON Miles	3.9%

SCHULTE Patrick	ZIMMERMAN Walker	3.5%
-----------------	------------------	------

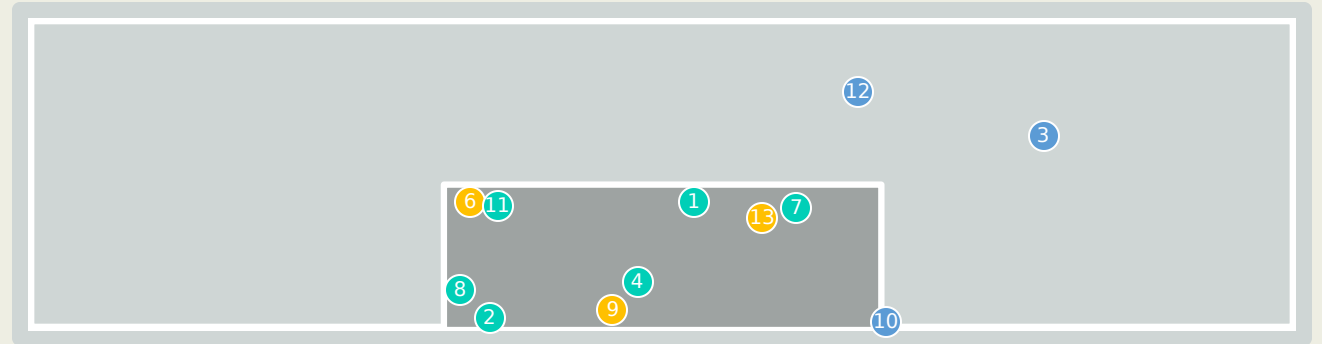
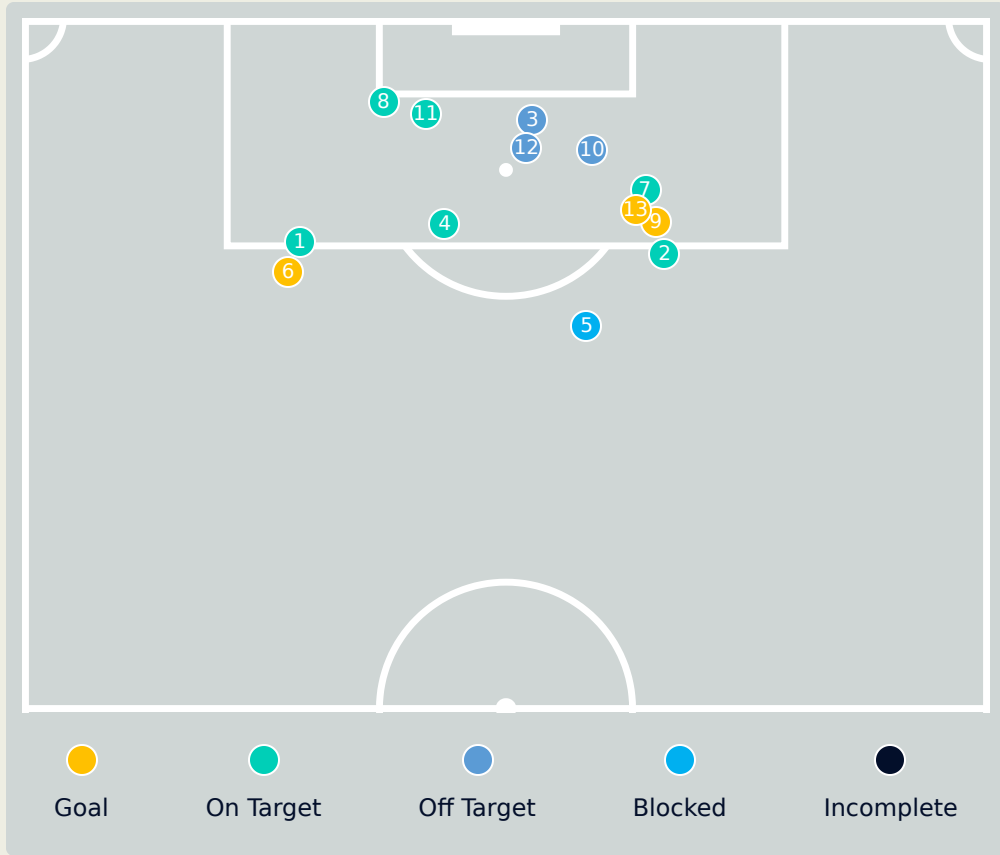
Passing Networks

#	Passes From ↓ to →	SYLLA Soumaila	CISSE Bangaly	SOUMAH Mohamed	DIAWARA Amadou	BALDE Aliou	ILAIX MORIBA	CAMARA Ousmane	BAH Algassime	KEITA Madiou	DIALLO Amadou	TOURE Abdoulaye	KEITA Mory	OULARE Naby	CAMARA Henry	CAMARA Issiaga	CAMARA Cherif
1	SYLLA Soumaila		4	2	1	0	0	0	1	3	0	0	0	0	0	0	0
3	CISSE Bangaly	3		5	2	6	0	1	0	0	0	0	0	0	0	0	0
4	SOUMAH Mohamed	5	2		6	1	12	5	0	19	2	13	2	8	0	7	1
6	DIAWARA Amadou	0	0	3		5	4	2	0	6	2	11	0	4	0	0	0
7	BALDE Aliou	0	3	0	3		4	2	1	4	3	3	0	1	0	3	0
10	ILAIX MORIBA	0	0	11	6	4		6	2	4	1	12	0	5	1	4	0
11	CAMARA Ousmane	0	0	4	1	0	5		0	0	0	1	0	4	0	1	1
12	BAH Algassime	0	0	0	3	0	2	0		0	0	3	0	0	0	0	0
13	KEITA Madiou	1	0	21	7	2	6	1	0		6	12	4	0	0	7	0
14	DIALLO Amadou	0	0	0	2	8	0	0	0	6		0	2	1	0	4	0
17	TOURE Abdoulaye	0	3	7	6	6	12	0	1	6	7		1	9	1	3	1
16	KEITA Mory	0	0	4	0	0	1	0	0	9	0	0		0	0	0	2
2	OULARE Naby	0	0	12	3	0	9	8	0	0	0	4	0		0	2	0
9	CAMARA Henry	0	0	0	0	1	0	0	0	0	0	2	0	0		0	0
15	CAMARA Issiaga	0	0	4	0	3	3	1	0	1	6	6	0	3	2		0
20	CAMARA Cherif	0	0	4	0	0	0	1	0	0	0	1	0	1	0	1	

Top 5 Player to Player Passers		
Player	Passed To	% of Total Team Passes
KEITA Madiou	SOUMAH Mohamed	4.2%
SOUMAH Mohamed	KEITA Madiou	3.8%
SOUMAH Mohamed	TOURE Abdoulaye	2.6%
SOUMAH Mohamed	ILAIX MORIBA	2.4%

ILAIX MORIBA	TOURE Abdoulaye	2.4%
--------------	-----------------	------

Attempts at Goal

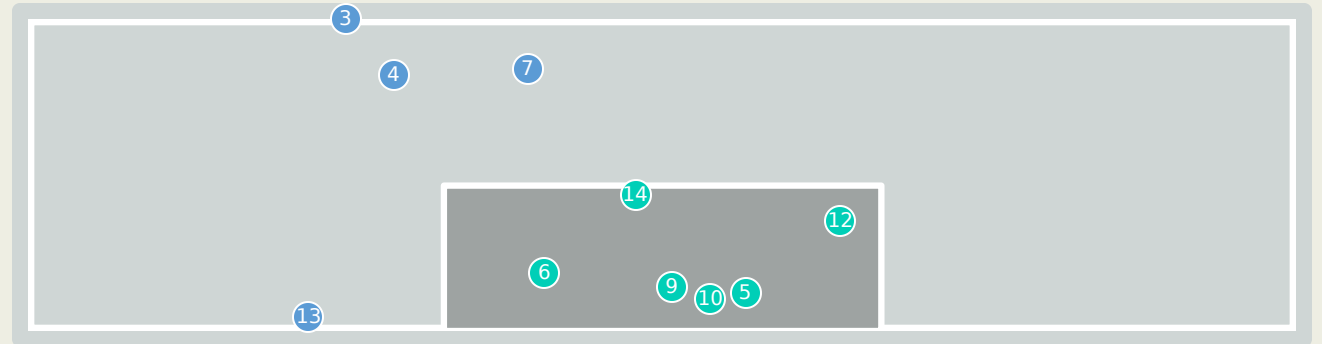
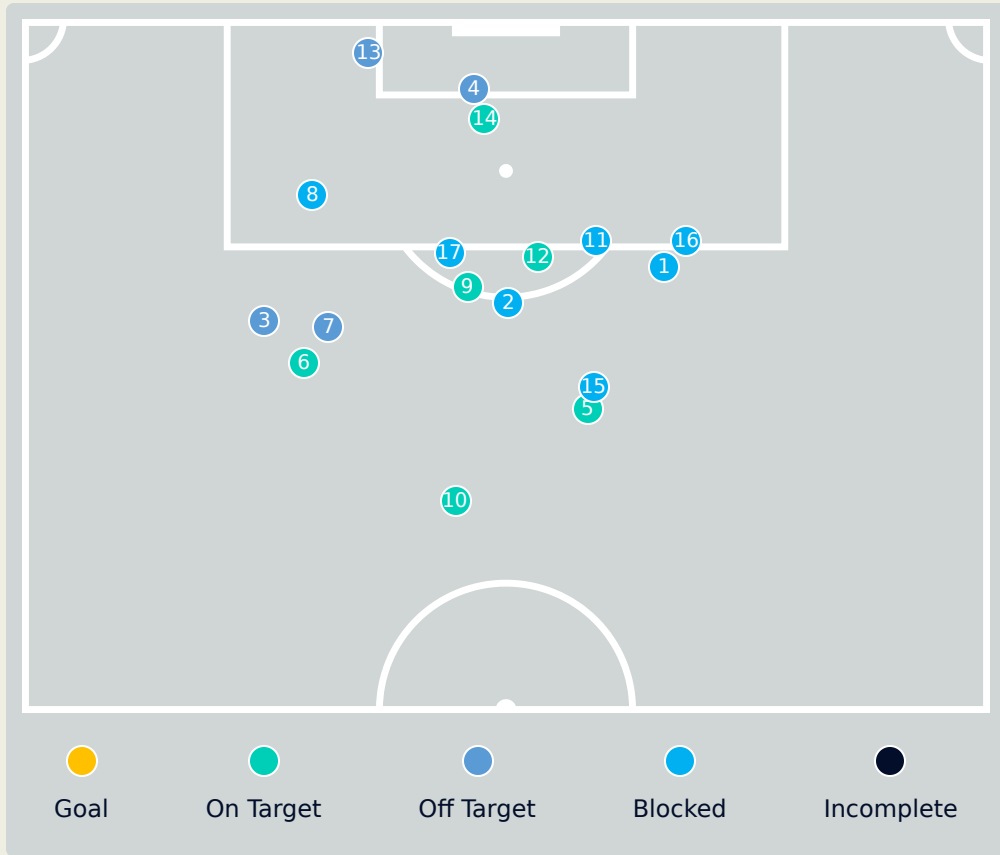


Key	Outcome	Shots
●	Goals	3
●	On Target	6
●	Off Target	3
●	Blocked	1
●	Incomplete	0

Attempts at Goal

Time	Player	Outcome	Body Part	Delivery Type
0	9 YOW Griffin	On Target - Saved	Right Foot	Loose Ball
0	7 PAREDES Kevin	On Target - Saved	Left Foot	Pass
0	2 HARRIEL Nathan	Off Target	Head	Corner
0	11 AARONSON Paxten	On Target - Saved	Left Foot	Pass
0	11 AARONSON Paxten	Incomplete - Blocked	Right Foot	Loose Ball
0	14 MIHAILOVIC Djordje	On Target - Goal	Right Foot	Freekick
0	8 TESSMANN Tanner	On Target - Saved	Right Foot	Pass
0	9 YOW Griffin	On Target - Saved	Right Foot	Cross
0	7 PAREDES Kevin	On Target - Goal	Left Foot	Pass
8	9 YOW Griffin	Off Target	Right Foot	Pass
45	2 HARRIEL Nathan	On Target - Saved	Head	Corner
45	2 HARRIEL Nathan	Off Target	Head	Corner
45	7 PAREDES Kevin	Deflected On Target - Goal	Left Foot	Pass

Attempts at Goal



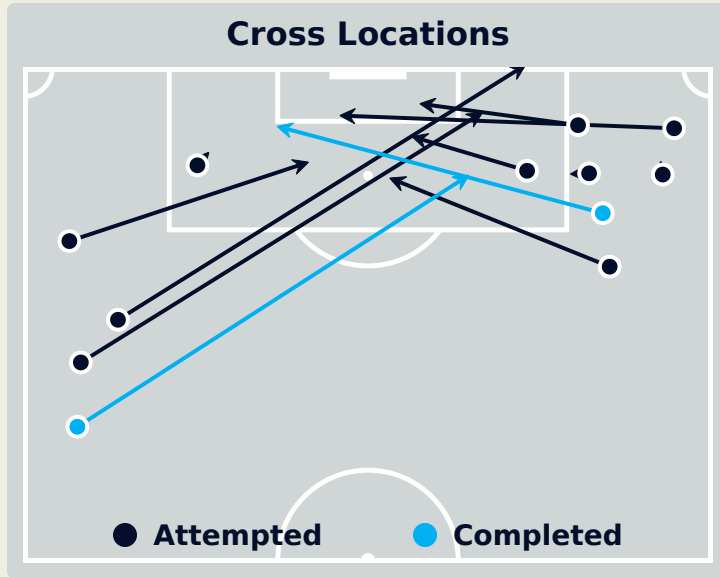
Key	Outcome	Shots
● (Yellow)	Goals	0
● (Teal)	On Target	6
● (Light Blue)	Off Target	4
● (Medium Blue)	Blocked	7
● (Black)	Incomplete	0

Attempts at Goal

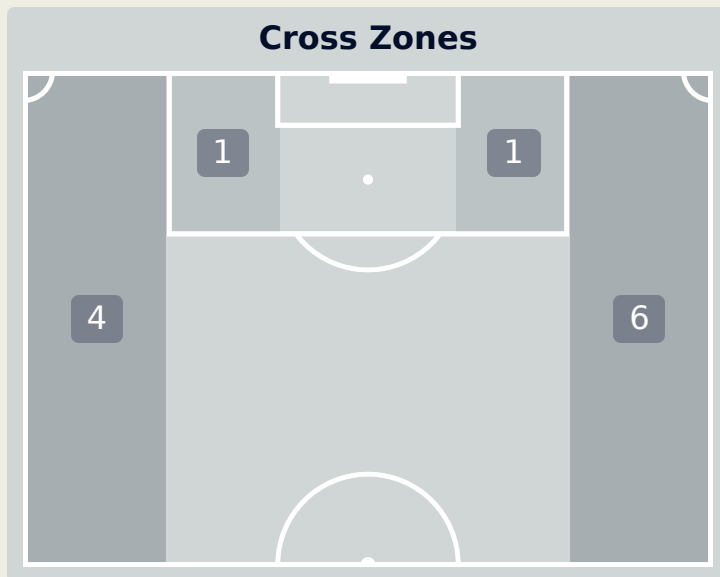
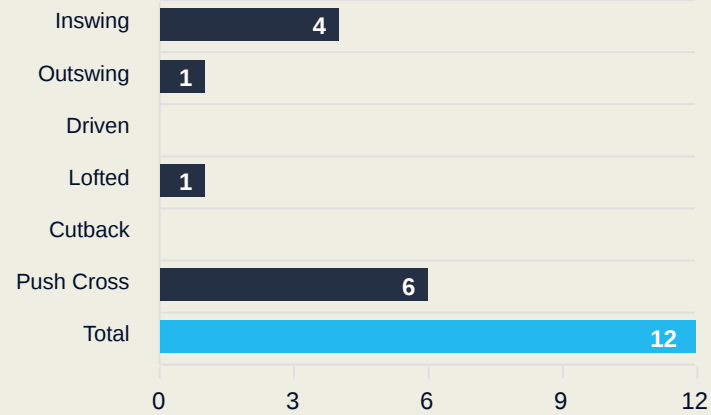
Guinea

Time	Player	Outcome	Body Part	Delivery Type
0	11 CAMARA Ousmane	Incomplete - Blocked	Right Foot	Ball Progression
0	7 BALDE Aliou	Incomplete - Blocked	Left Foot	Loose Ball
1	7 BALDE Aliou	Off Target	Right Foot	Pass
5	4 SOUMAH Mohamed	Off Target	Head	Corner
7	10 ILAIX MORIBA	On Target - Saved	Right Foot	Pass
15	17 TOURE Abdoulaye	On Target - Saved	Left Foot	Pass
17	6 DIAWARA Amadou	Off Target	Right Foot	Pass
45	17 TOURE Abdoulaye	Incomplete - Blocked	Left Foot	Pass
45	17 TOURE Abdoulaye	On Target - Saved	Left Foot	Pass
45	10 ILAIX MORIBA	On Target - Saved	Right Foot	Pass
45	11 CAMARA Ousmane	Incomplete - Blocked	Left Foot	Ball Progression
46	2 OULARE Naby	Deflected On Target - Saved	Right Foot	Pass
59	7 BALDE Aliou	Deflected Off Target - Defensive Event	Left Foot	Ball Progression
61	20 CAMARA Cherif	On Target - Saved	Head	Cross
61	15 CAMARA Issiaga	Incomplete - Blocked	Right Foot	Loose Ball
61	2 OULARE Naby	Incomplete - Blocked	Right Foot	Loose Ball
61	20 CAMARA Cherif	Incomplete - Blocked	Right Foot	Loose Ball

Crosses (Open Play)



Delivery Type



Attempted

12

Completed

3

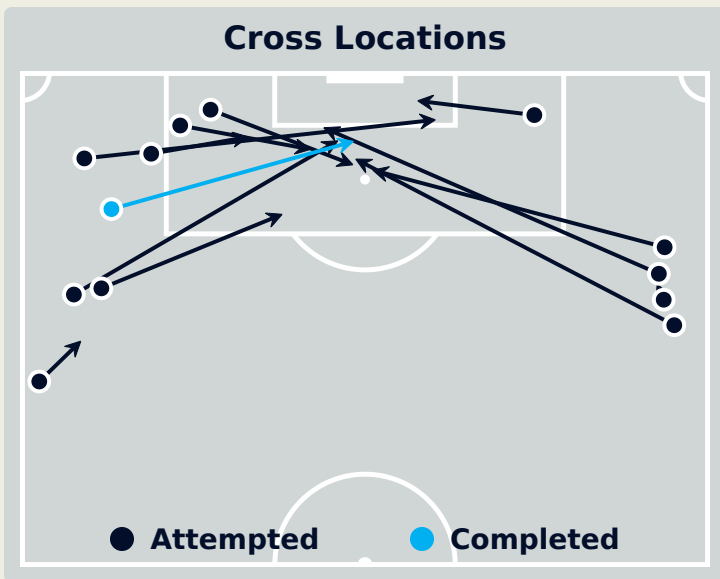
Most Crosses Attempted

3

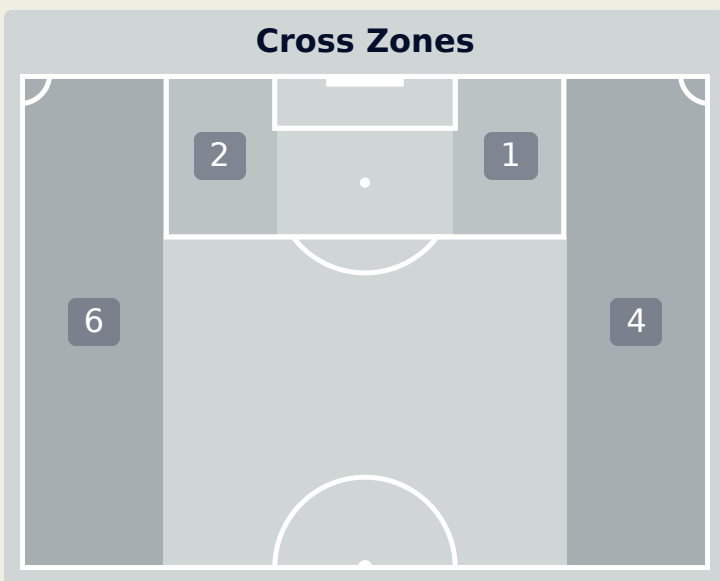
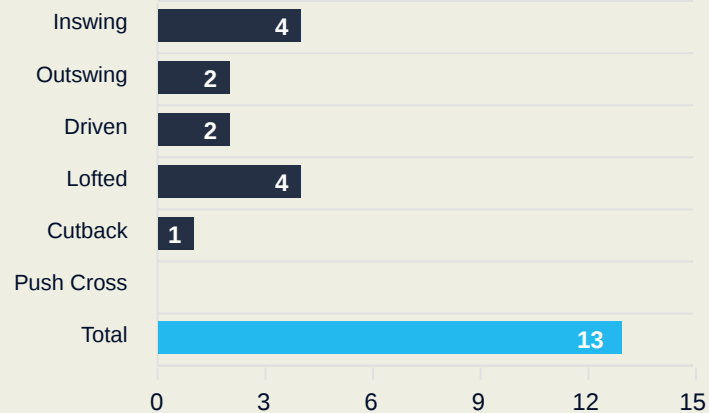
BOOTH Taylor
BENCH

#	Player	Inswing	Outswing	Driven	Lofted	Cutback	Push Cross	Total Attempted
1	SCHULTE Patrick	0	0	0	0	0	0	0
2	HARRIEL Nathan	0	0	0	0	0	0	0
3	ZIMMERMAN Walker	0	0	0	0	0	0	0
4	DIETZ Maximilian	0	0	0	0	0	0	0
5	TOLKIN John	0	0	0	1	0	0	1
7	PAREDES Kevin	1	0	0	0	0	0	1
8	TESSMANN Tanner	0	0	0	0	0	0	0
9	YOW Griffin	1	0	0	0	0	0	1
11	AARONSON Paxten	0	0	0	0	0	2	2
12	ROBINSON Miles	0	0	0	0	0	0	0
14	MIHAILOVIC Djordje	0	0	0	0	0	0	0
10	BOOTH Taylor	1	0	0	0	0	2	3
13	McGUIRE Duncan	0	0	0	0	0	0	0
16	McGLYNN Jack	1	1	0	0	0	0	2
17	WILEY Caleb	0	0	0	0	0	0	0
21	ATENCIO Joshua	0	0	0	0	0	2	2

Crosses (Open Play)



Delivery Type



Attempted

13

Completed

1

Most Crosses Attempted

5

BALDE Aliou
RIGHT MIDFIELD

#	Player	Inswing	Outswing	Driven	Lofted	Cutback	Push Cross	Total Attempted
1	SYLLA Soumaila	0	0	0	0	0	0	0
3	CISSE Bangaly	0	0	0	0	0	0	0
4	SOUMAH Mohamed	0	0	0	0	0	0	0
6	DIAWARA Amadou	0	0	0	0	0	0	0
7	BALDE Aliou	2	1	2	0	0	0	5
10	ILAIX MORIBA	0	0	0	0	0	0	0
11	CAMARA Ousmane	1	0	0	1	0	0	2
12	BAH Algassime	0	0	0	0	0	0	0
13	KEITA Madiou	1	0	0	0	0	0	1
14	DIALLO Amadou	0	0	0	1	1	0	2
17	TOURE Abdoulaye	0	0	0	0	0	0	0
16	KEITA Mory	0	0	0	0	0	0	0
2	OULARE Naby	0	1	0	0	0	0	1
9	CAMARA Henry	0	0	0	1	0	0	1
15	CAMARA Issiaga	0	0	0	1	0	0	1
20	CAMARA Cherif	0	0	0	0	0	0	0

Offering to Receive

199
Total Offers Made

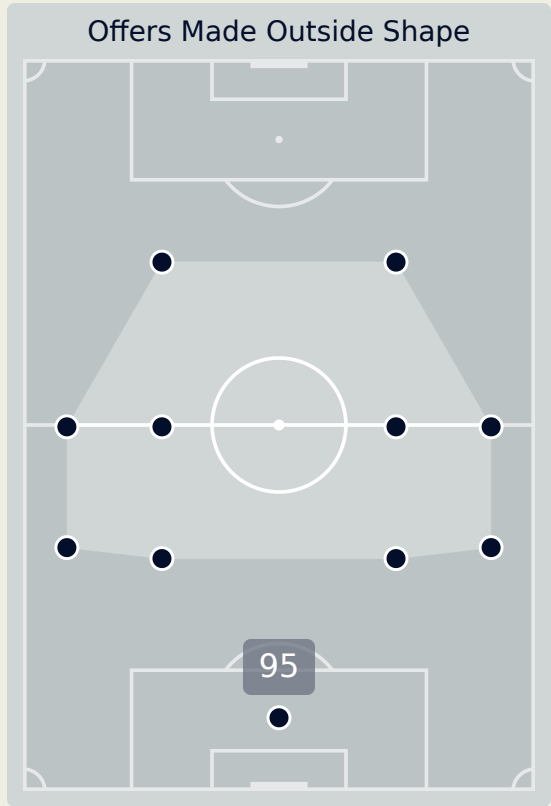
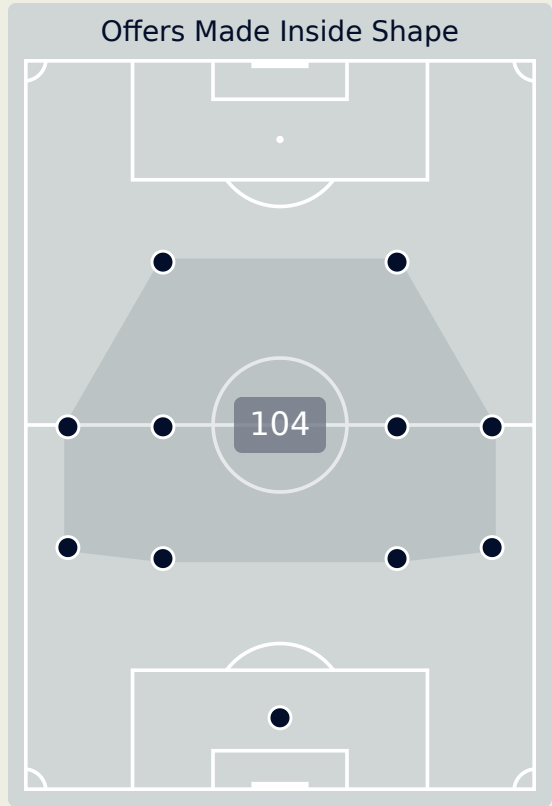
78
Total Offers Received

Most Offers
32
PAREDES Kevin
RIGHT WINGER

64
Offers Made in Final Third

80
Offers Made in Middle Third

55
Offers Made in Defensive Third



#	Player	Offers Made	Offers Received	% Made & Received
1	SCHULTE Patrick	10	5	50%
2	HARRIEL Nathan	3	1	33.3%
3	ZIMMERMAN Walker	5	1	20%
4	DIETZ Maximilian	6	4	66.7%
5	TOLKIN John	21	8	38.1%
7	PAREDES Kevin	32	10	31.2%
8	TESSMANN Tanner	21	6	28.6%
9	YOW Griffin	24	10	41.7%
11	AARONSON Paxten	5	3	60%
12	ROBINSON Miles	6	4	66.7%
14	MIHALOVIC Djordje	15	9	60%
10	BOOTH Taylor	4	1	25%
13	McGUIRE Duncan	7	1	14.3%
16	McGLYNN Jack	19	9	47.4%
17	WILEY Caleb	7	2	28.6%
21	ATENCIO Joshua	14	4	28.6%

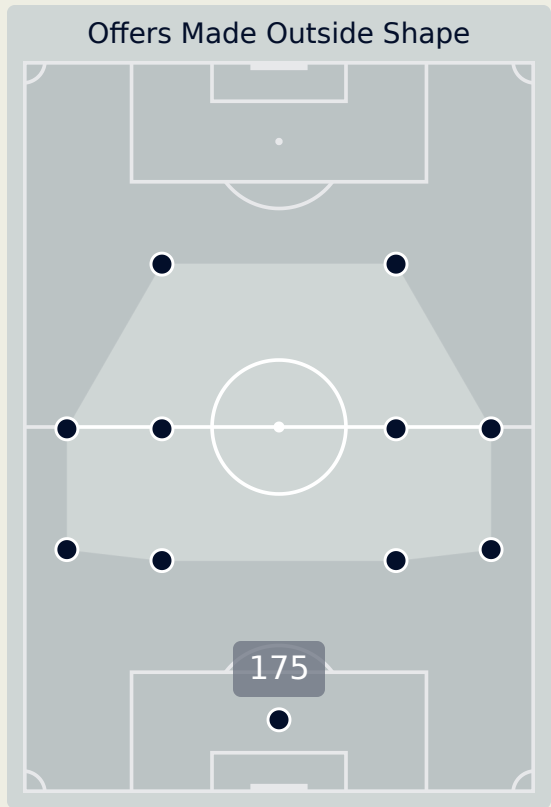
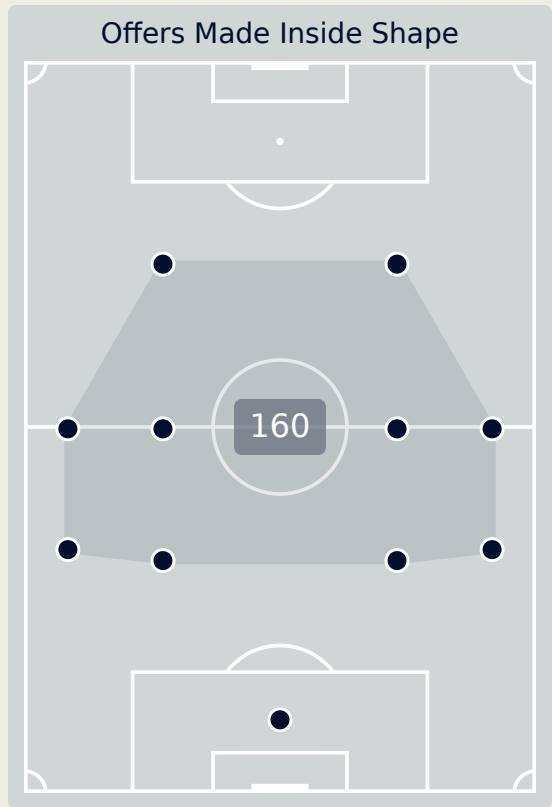
Offering to Receive

335
Total Offers Made

124
Total Offers Received

Most Offers
64
ILAIX MORIBA
LEFT WINGER

164
Offers Made in Final Third



133
Offers Made in Middle Third

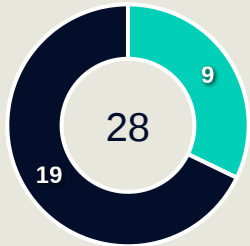
38
Offers Made in Defensive Third

#	Player	Offers Made	Offers Received	% Made & Received
1	SYLLA Soumaila	3	1	33.3%
3	CISSE Bangaly	3	3	100%
4	SOUMAH Mohamed	18	17	94.4%
6	DIWARA Amadou	19	11	57.9%
7	BALDE Aliou	30	10	33.3%
10	ILAIX MORIBA	64	28	43.8%
11	CAMARA Ousmane	46	6	13%
12	BAH Algassime	22	3	13.6%
13	KEITA Madiou	7	4	57.1%
14	DIALLO Amadou	50	8	16%
17	TOURE Abdoulaye	5	5	100%
16	KEITA Mory	3	2	66.7%
2	OULARE Naby	33	13	39.4%
9	CAMARA Henry	17	4	23.5%
15	CAMARA Issiaga	10	7	70%
20	CAMARA Cherif	5	2	40%

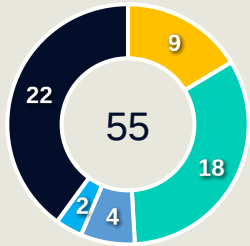
Movement to Receive

Movement Types by Phase

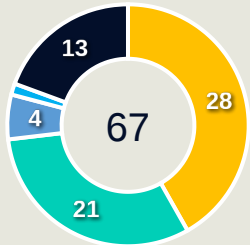
Final Third Phase



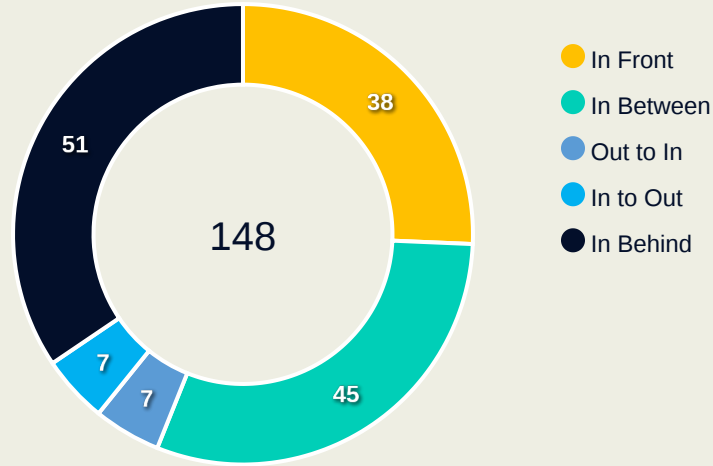
Progression Phase



Build Up Phase



All Movement Types

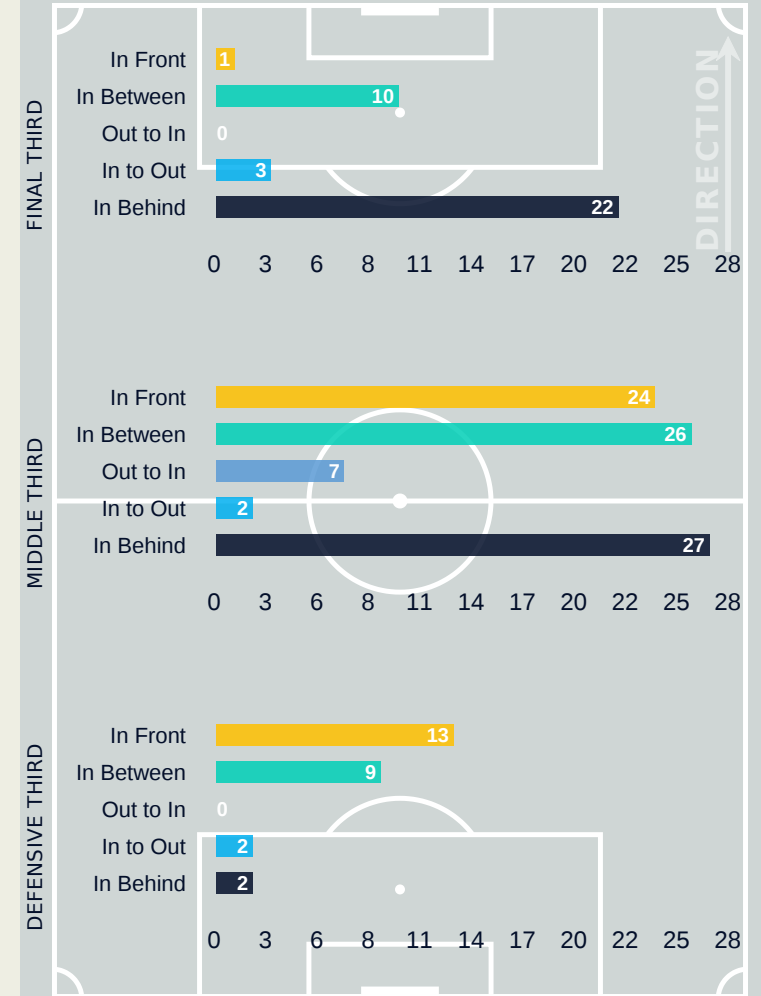


- In Front
- In Between
- Out to In
- In to Out
- In Behind

Top Ranked Players

Type	Player	Movements
In Front	5 TOLKIN John	10
In Between	8 TESSMANN Tanner	12
Out to In	21 ATENCIO Joshua	2
In to Out	7 PAREDES Kevin	2
In Behind	7 PAREDES Kevin	13

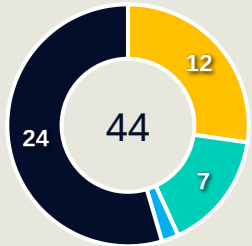
Movement Types Pitch Third



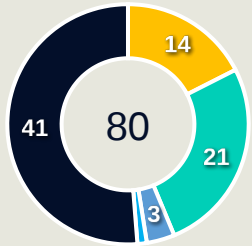
Movement to Receive

Movement Types by Phase

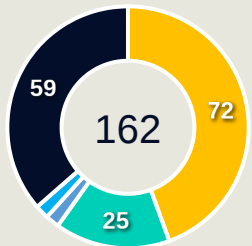
Final Third Phase



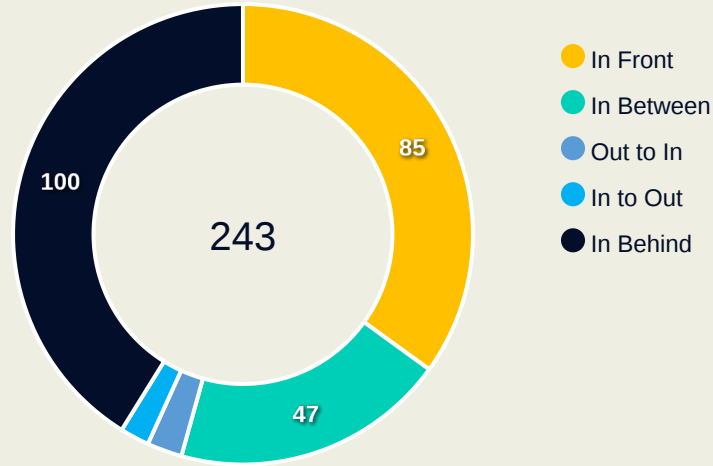
Progression Phase



Build Up Phase



All Movement Types

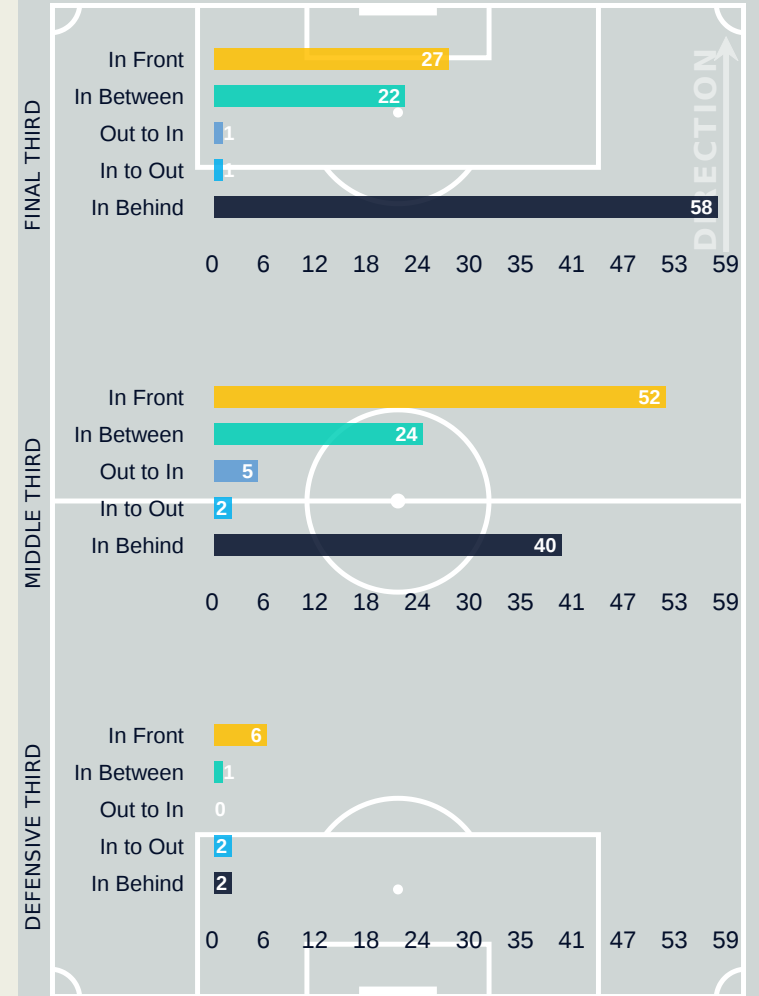


- In Front
- In Between
- Out to In
- In to Out
- In Behind

Top Ranked Players

Type	Player	Movements
In Front	10 ILAIX MORIBA	35
In Between	10 ILAIX MORIBA	19
Out to In	7 BALDE Aliou	5
In to Out	7 BALDE Aliou	2
In Behind	11 CAMARA Ousmane	28

Movement Types Pitch Third



FIFA[®]
2024

OUT OF POSSESSION

USA 3 - **0** Guinea

Defensive Actions

47

Forced Turnovers

53

Possession Regained

9

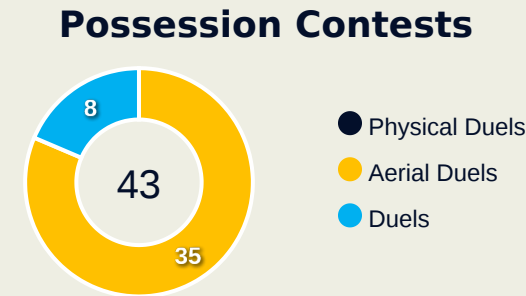
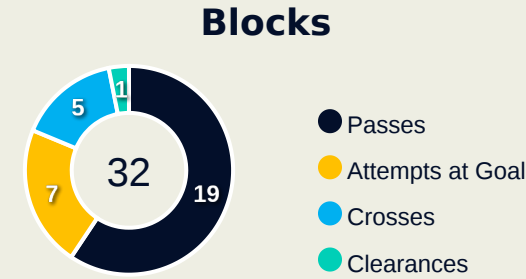
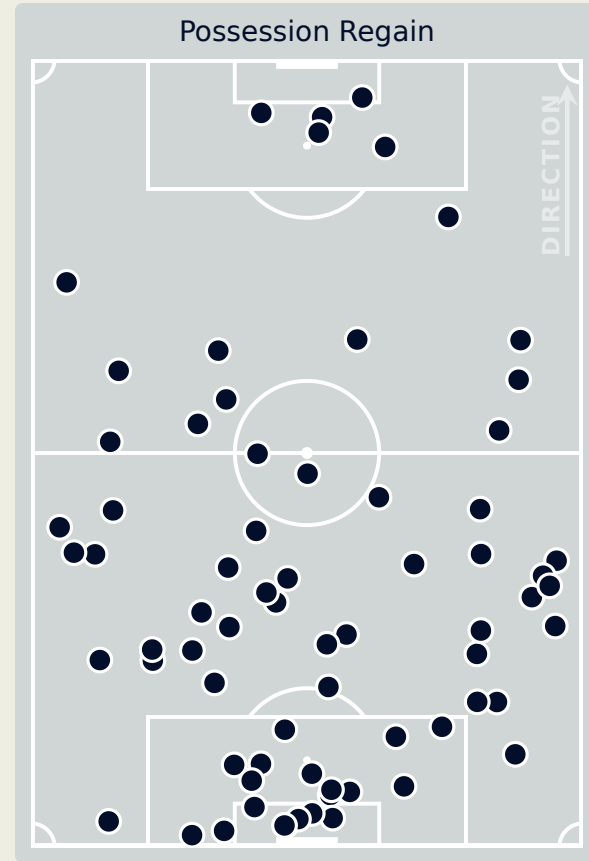
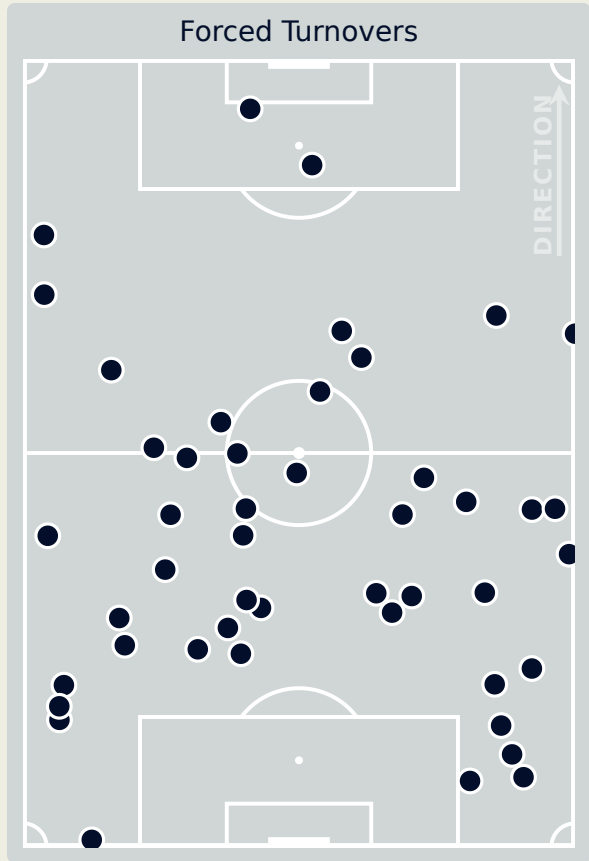
Interceptions

44

Tackles

2.64

Possession Actions / Defensive Action



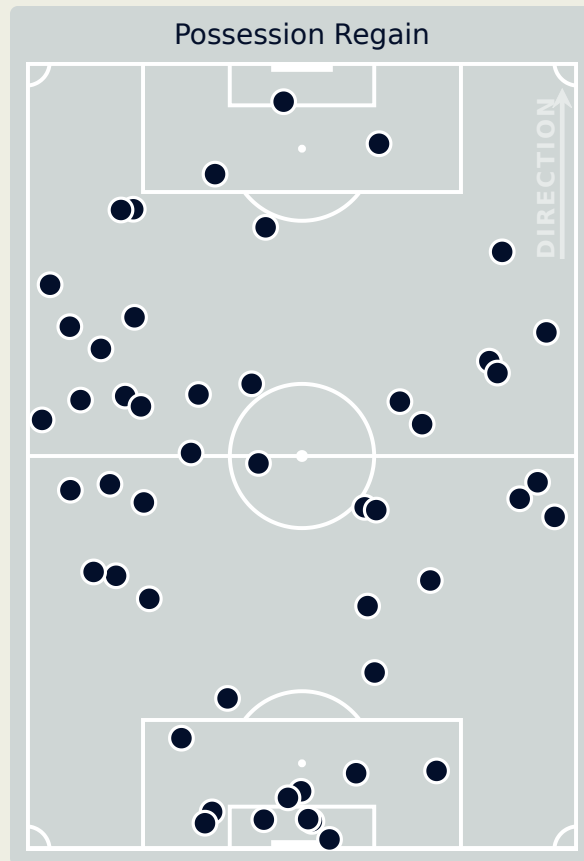
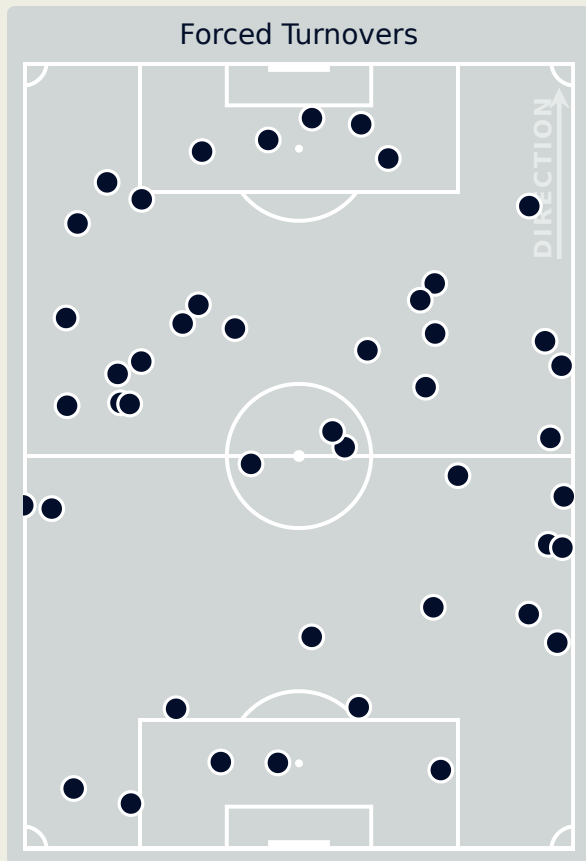
Most Possession Regains

10

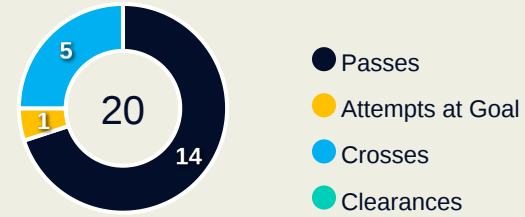
SCHULTE Patrick
GOALKEEPER

#	Player	Total Possession Regains
1	SCHULTE Patrick	10
2	HARRIEL Nathan	4
3	ZIMMERMAN Walker	5
4	DIETZ Maximilian	3
5	TOLKIN John	4
7	PEREDES Kevin	6
8	TESSMANN Tanner	4
9	YOW Griffin	3
11	AARONSON Paxten	0
12	ROBINSON Miles	5
14	MIHAILOVIC Djordje	1
10	BOOTH Taylor	2
13	McGUIRE Duncan	1
16	McGLYNN Jack	1
17	WILEY Caleb	0
21	ATENCIO Joshua	4

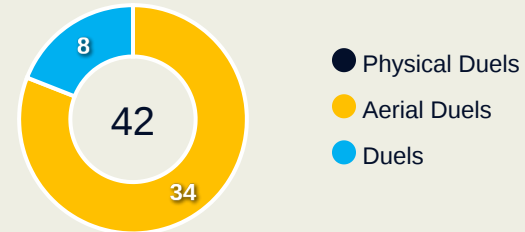
Defensive Actions



Blocks



Possession Contests



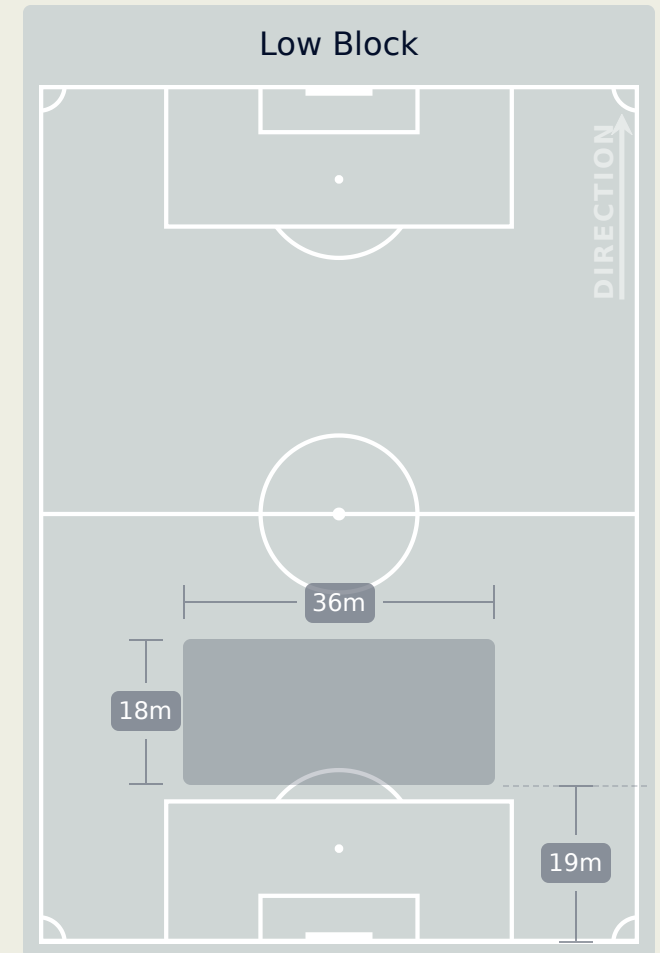
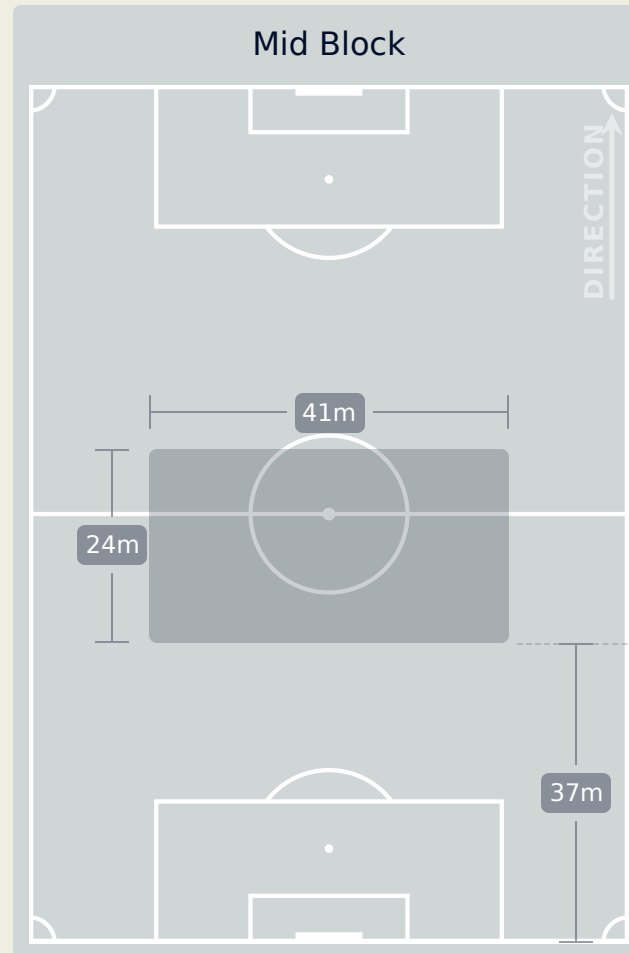
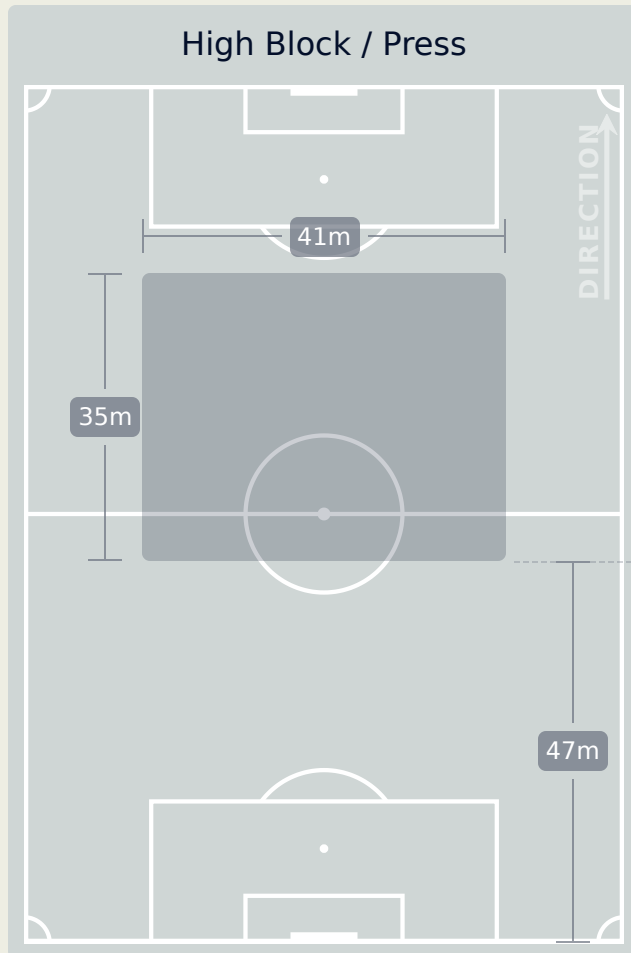
Most Possession Regains



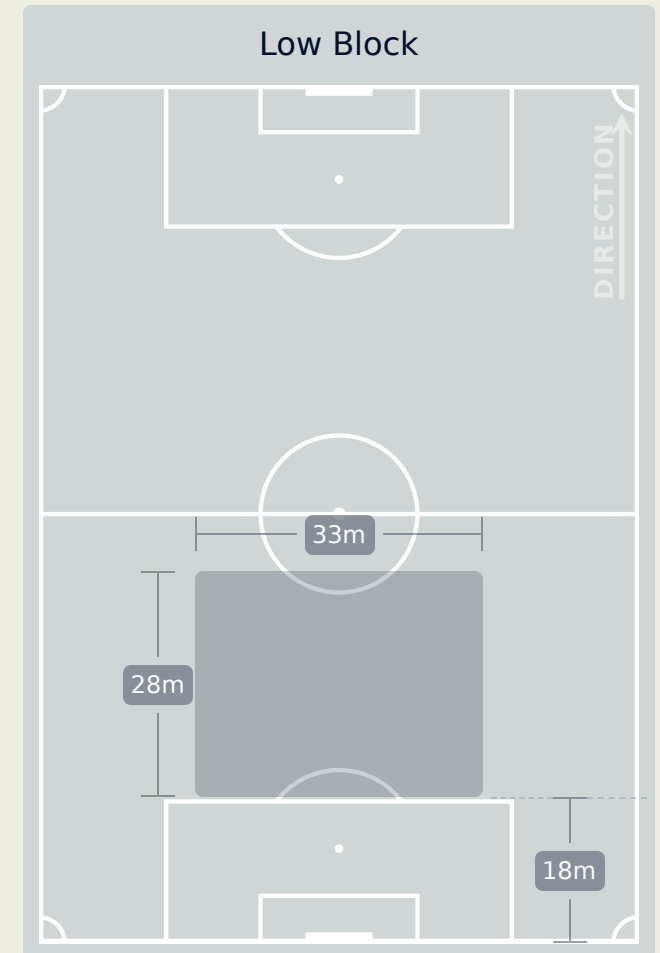
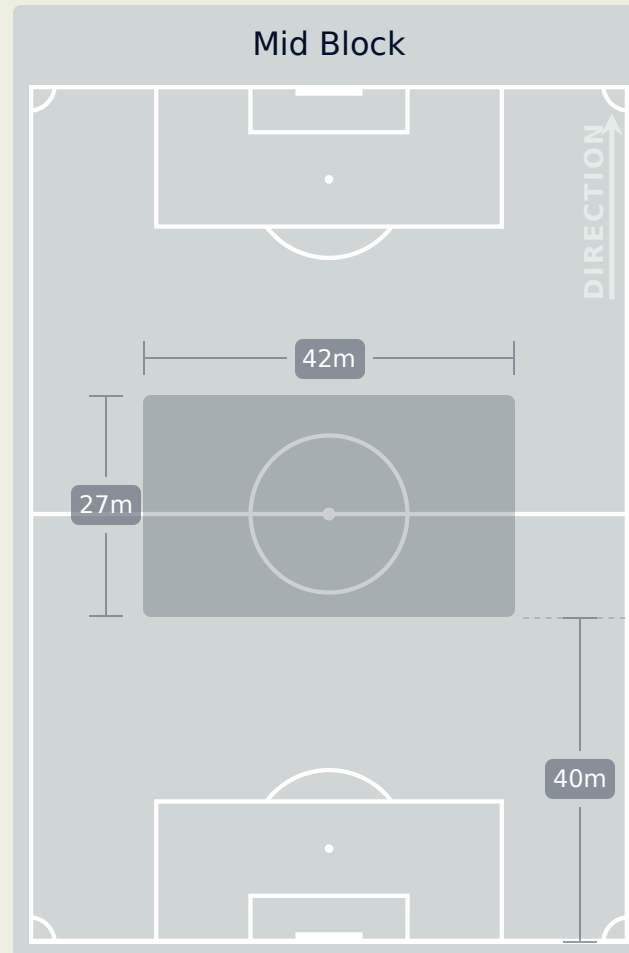
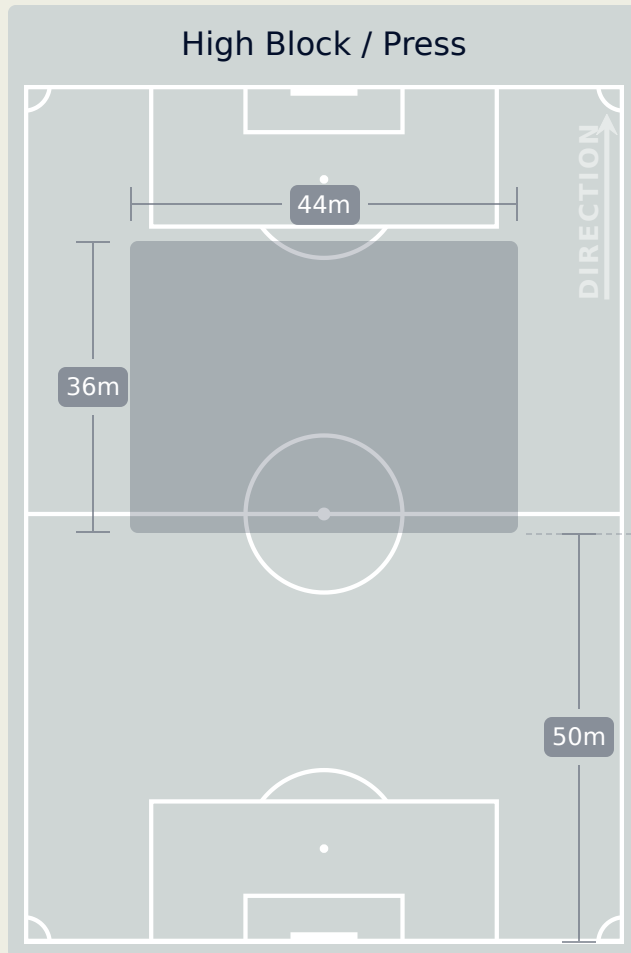
#	Player	Total Possession Regains
1	SYLLA Soumaila	3
3	CISSE Bangaly	2
4	SOUMAH Mohamed	3
6	DIAWARA Amadou	2
7	BALDE Aliou	4
10	ILAIX MORIBA	1
11	CAMARA Ousmane	4
12	BAH Algassime	3
13	KEITA Madiou	6
14	DIALLO Amadou	3
17	TOURE Abdoulaye	1
16	KEITA Mory	2
2	OULARE Naby	4
9	CAMARA Henry	0
15	CAMARA Issiaga	3
20	CAMARA Cherif	0

Defensive Line Height & Team Length

USA

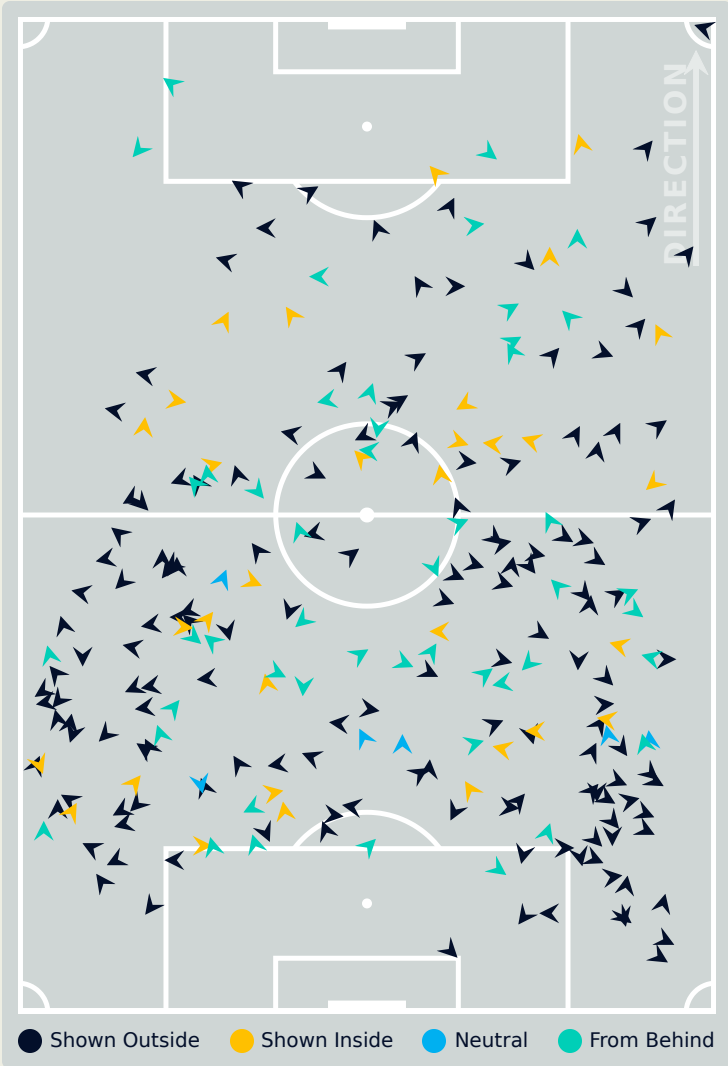


Defensive Line Height & Team Length

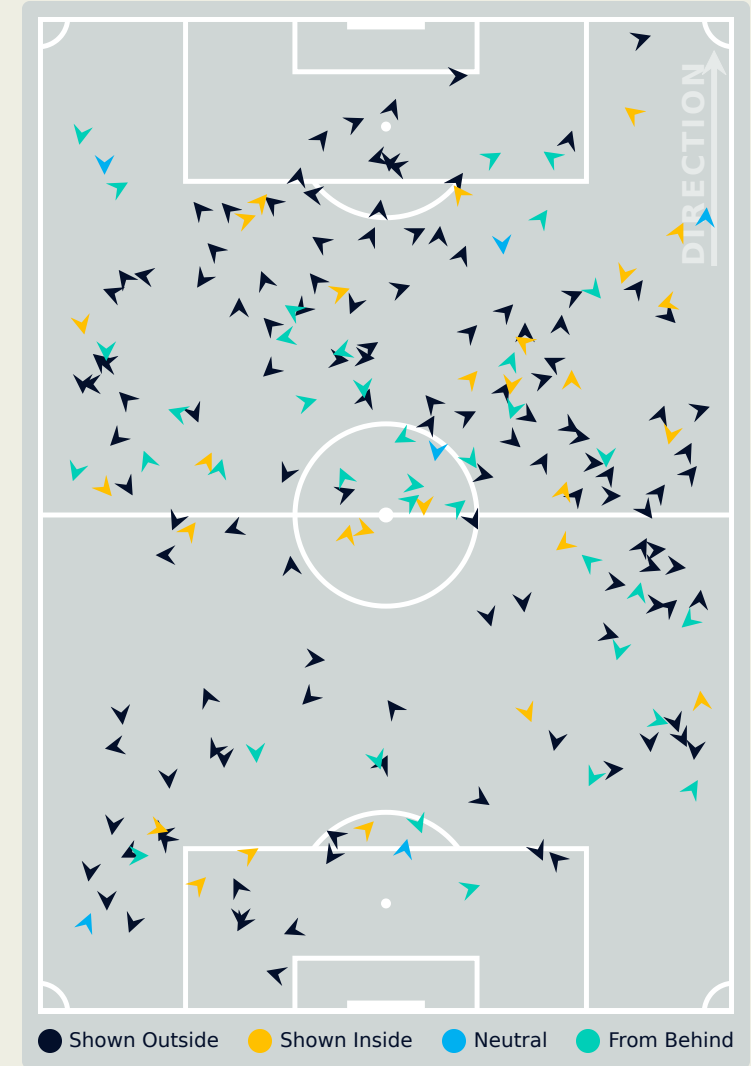


Defensive Pressure

USA



Guinea



240	Total Pressures	197
52	Direct Pressures	37
1.53s	Avg Pressure Duration	1.47s
47	Forced Turnovers	46
15.5s	Ball Recovery Time	10.89s
67	Pushing on into Pressing	96
153	Pushing on	162
32	Pressing Direction Inside	28
154	Pressing Direction Outside	126

Most Direct Pressures

7

TOLKIN John
LEFT BACK

Most Direct Pressures

6

DIALLO Amadou
LEFT MIDFIELD

FIFA[®]
2024

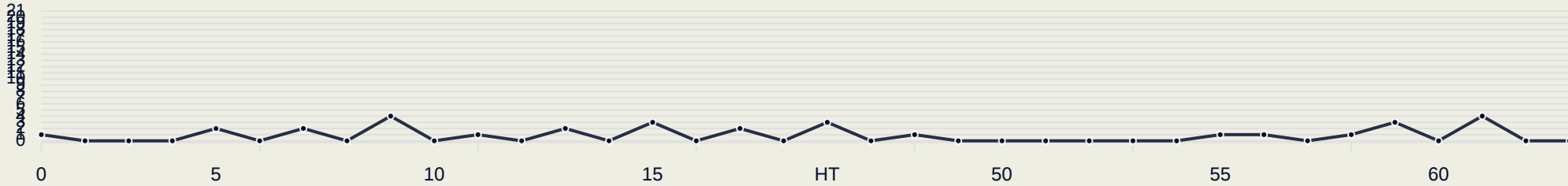
GOALKEEPING

USA 3 - **0** Guinea

Goalkeeping Involvement

USA

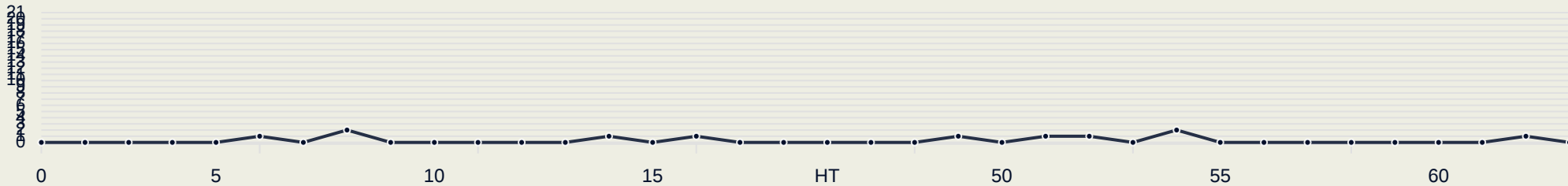
USA GK Involvement Timeline



61
Total Involvements

Guinea

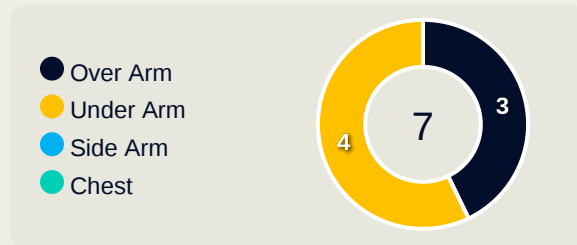
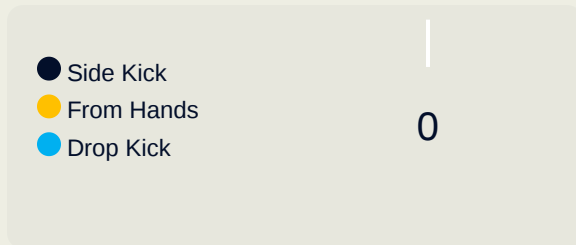
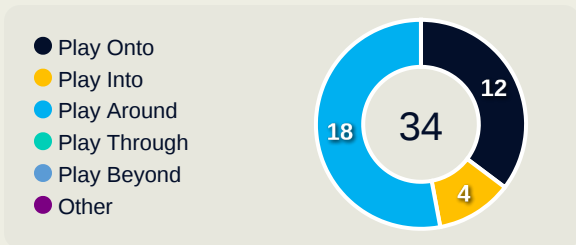
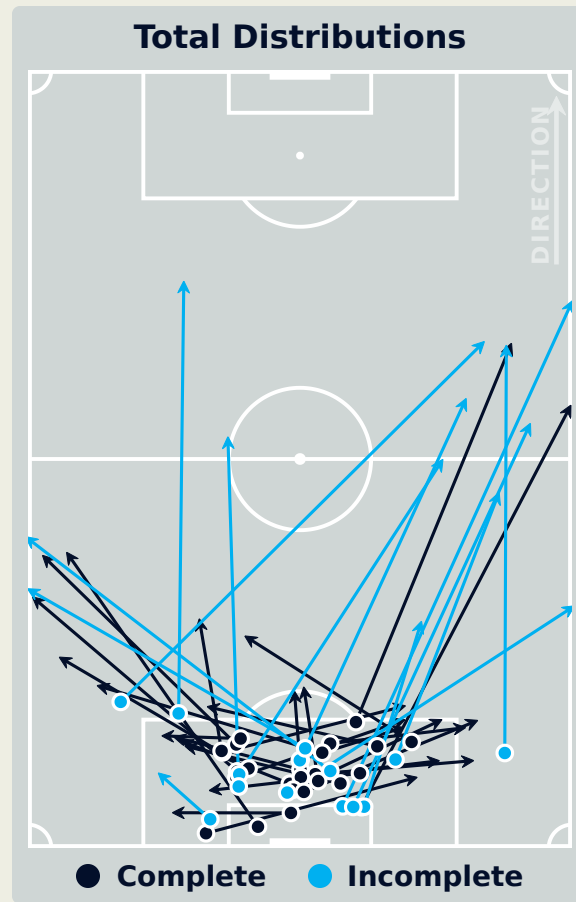

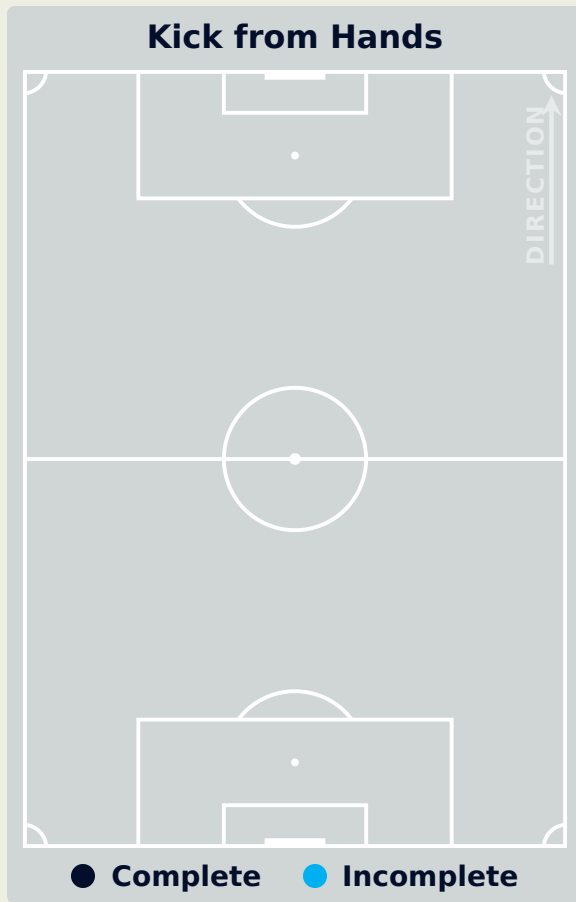
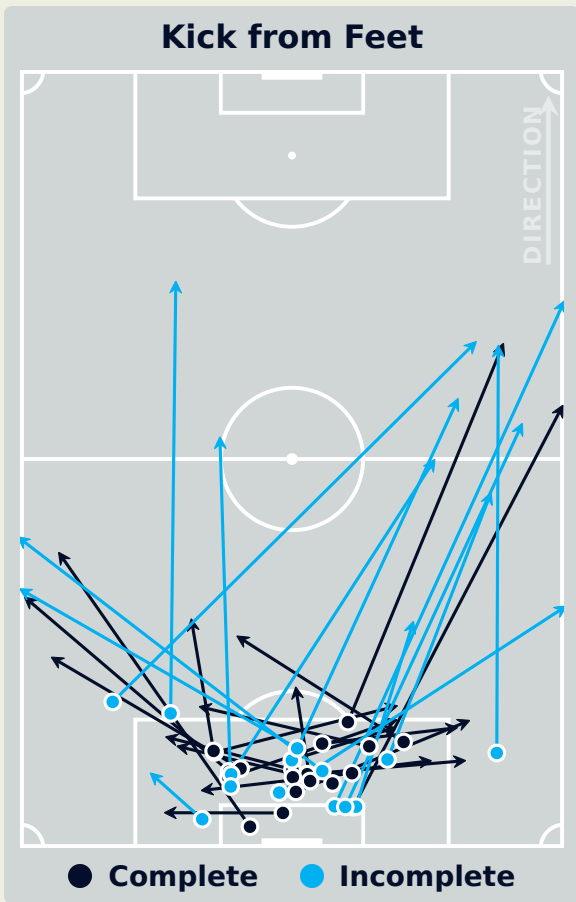
Guinea GK Involvement Timeline



52
Total Involvements

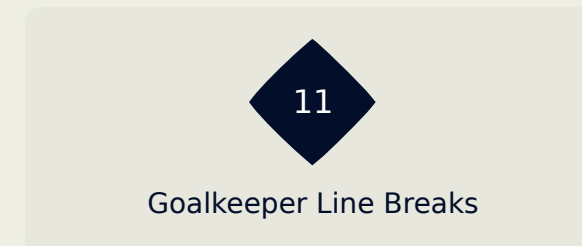
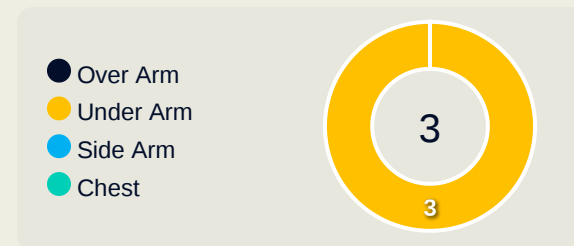
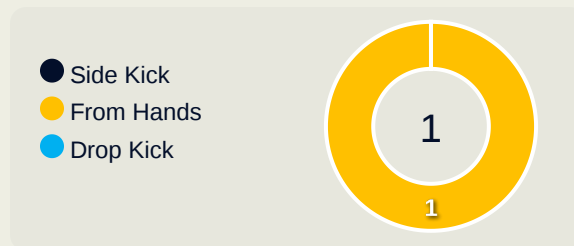
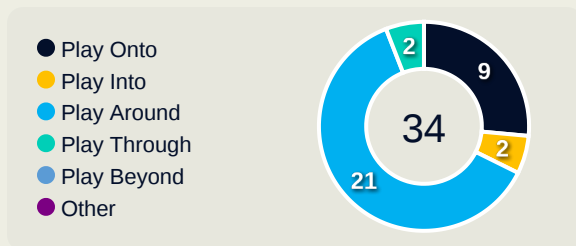
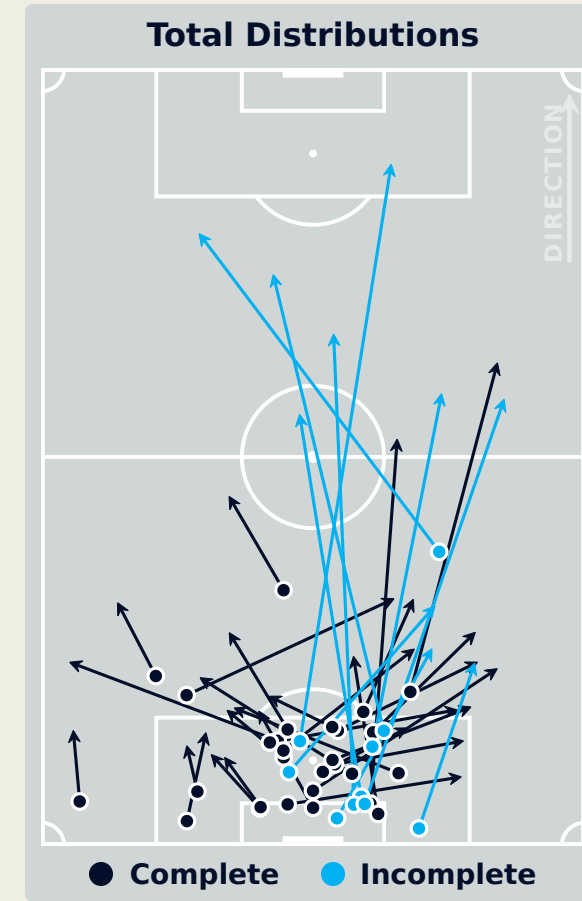
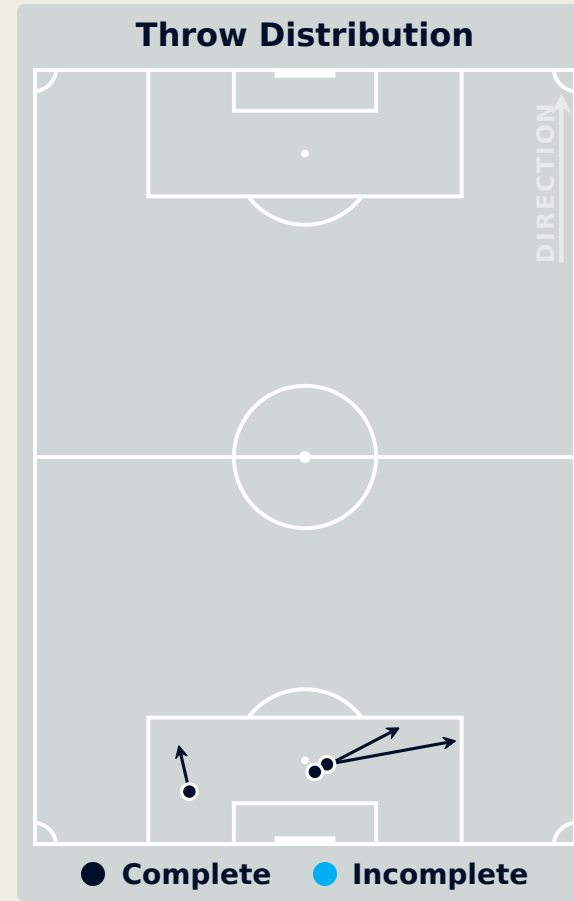
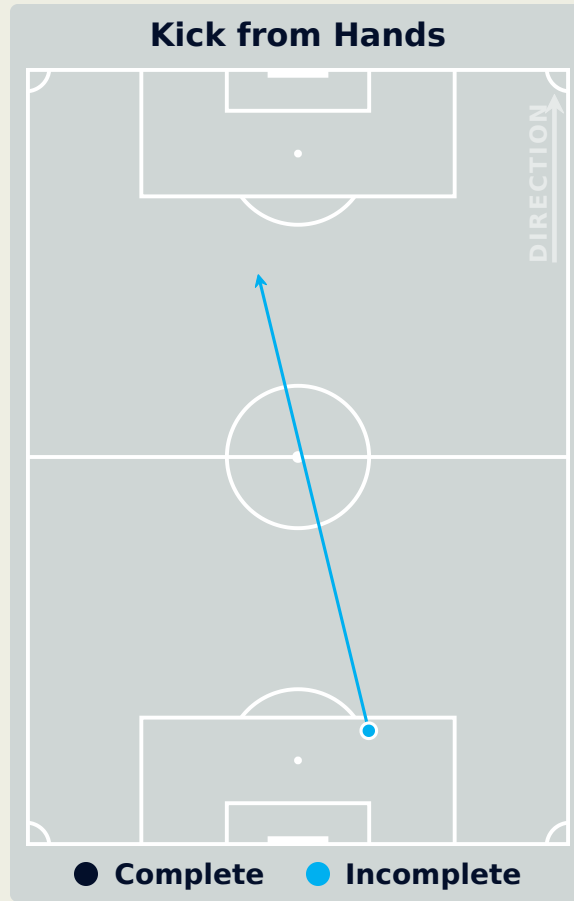
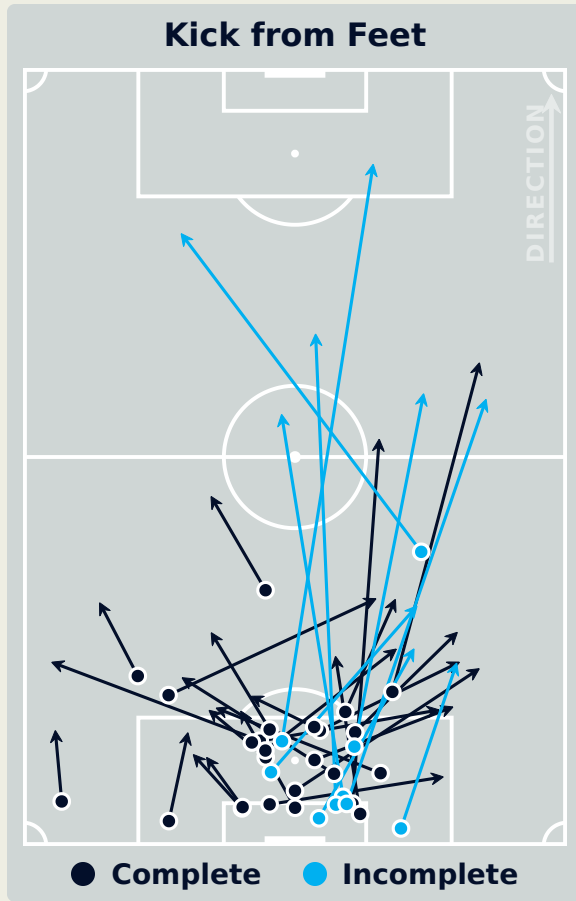
Goalkeeping Distribution

USA

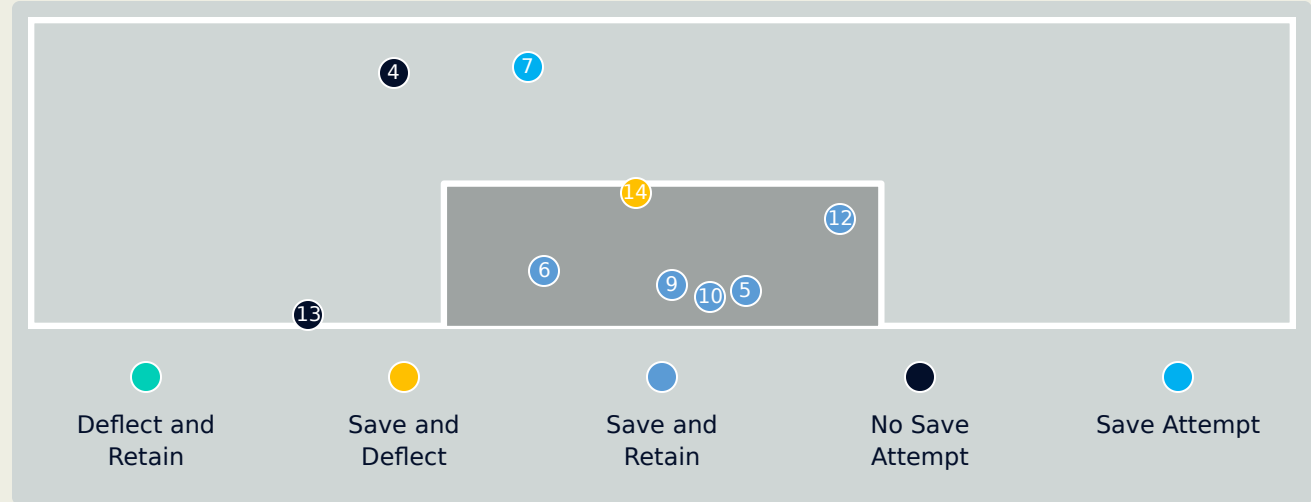
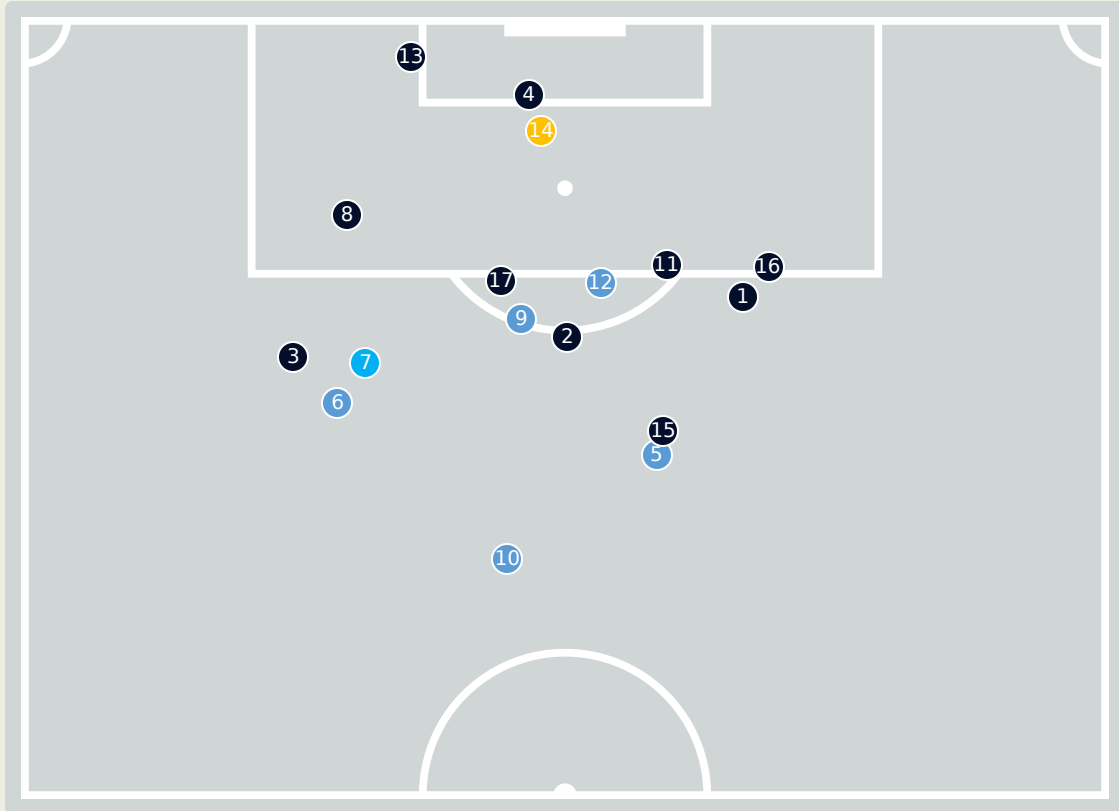


Guinea

Goalkeeping Distribution

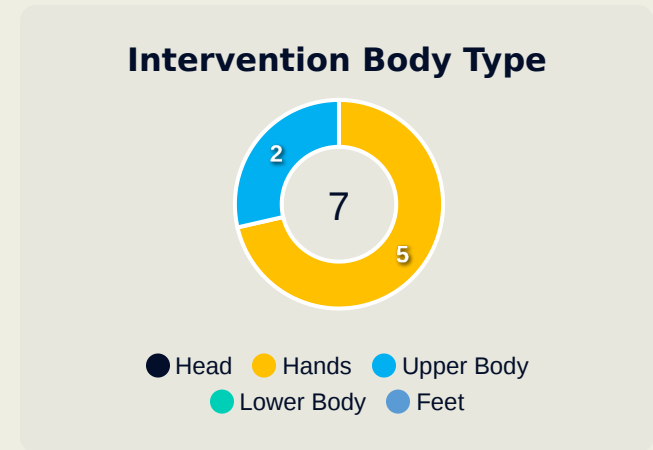
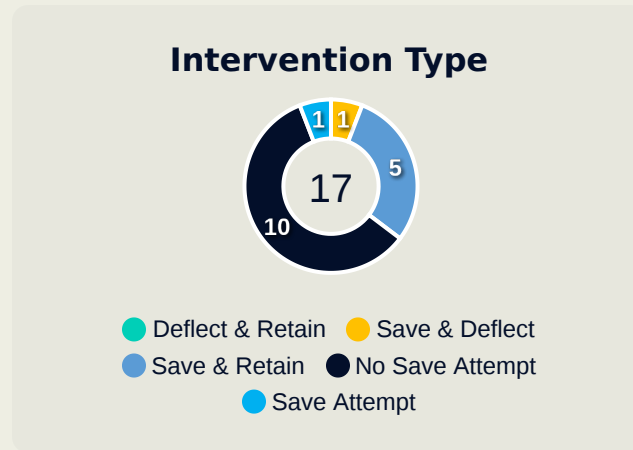


Goal Prevention



17
Total Attempts on Goal Faced

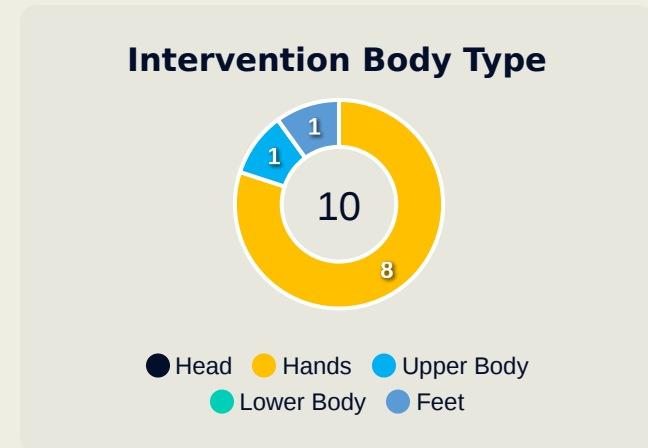
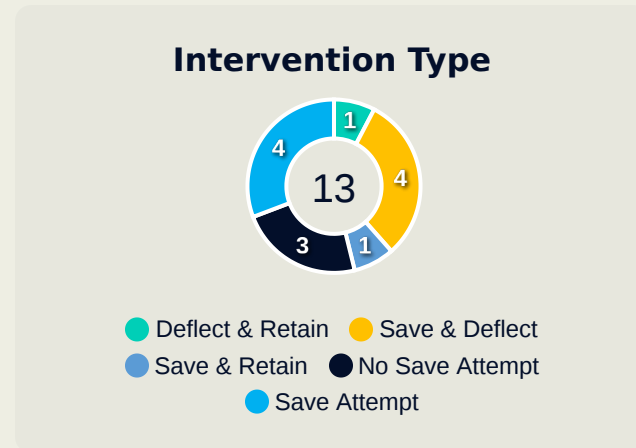
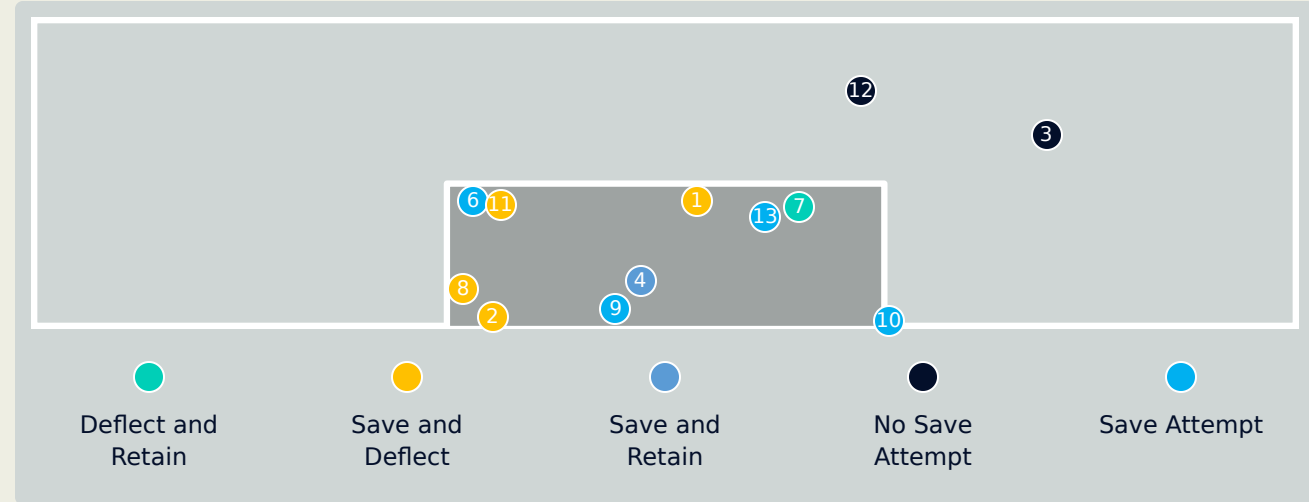
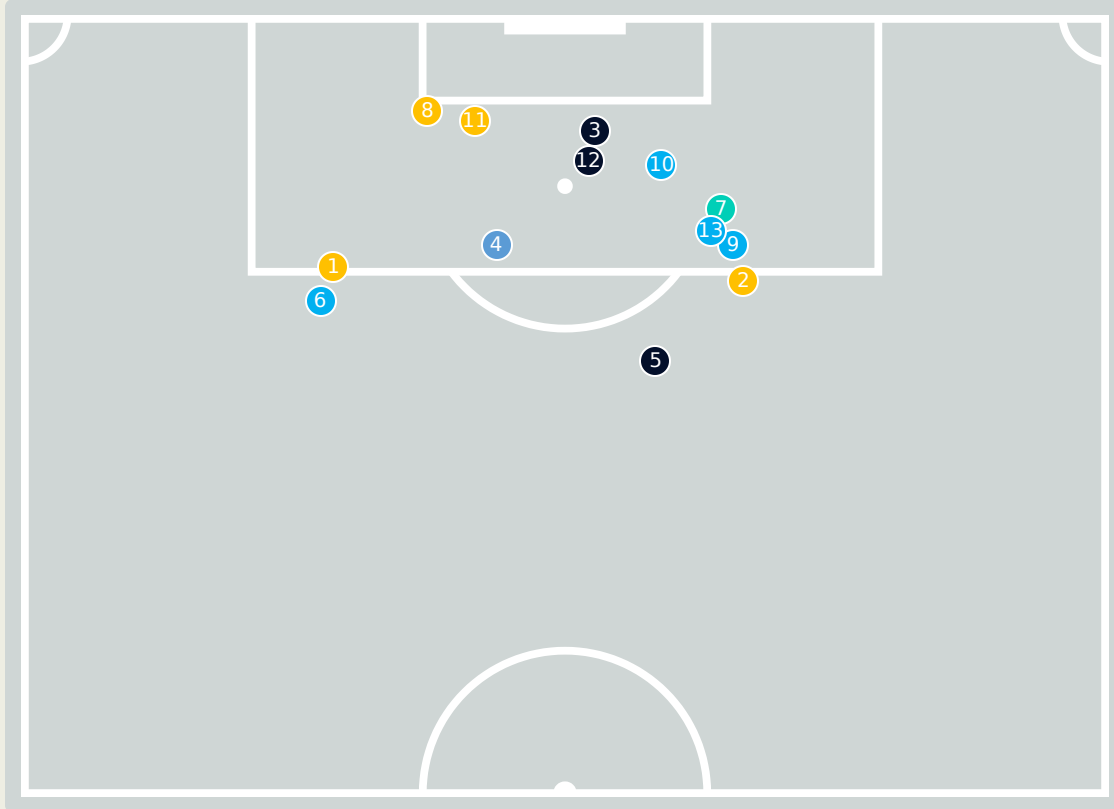
100
Save %



Total Attempts on Goal Faced	Total Goal Interventions	Save & Retain	Deflect & Retain	Save & Deflect	Save Attempt	No Save Attempt
17	6	5	0	1	1	10

Guinea

Goal Prevention



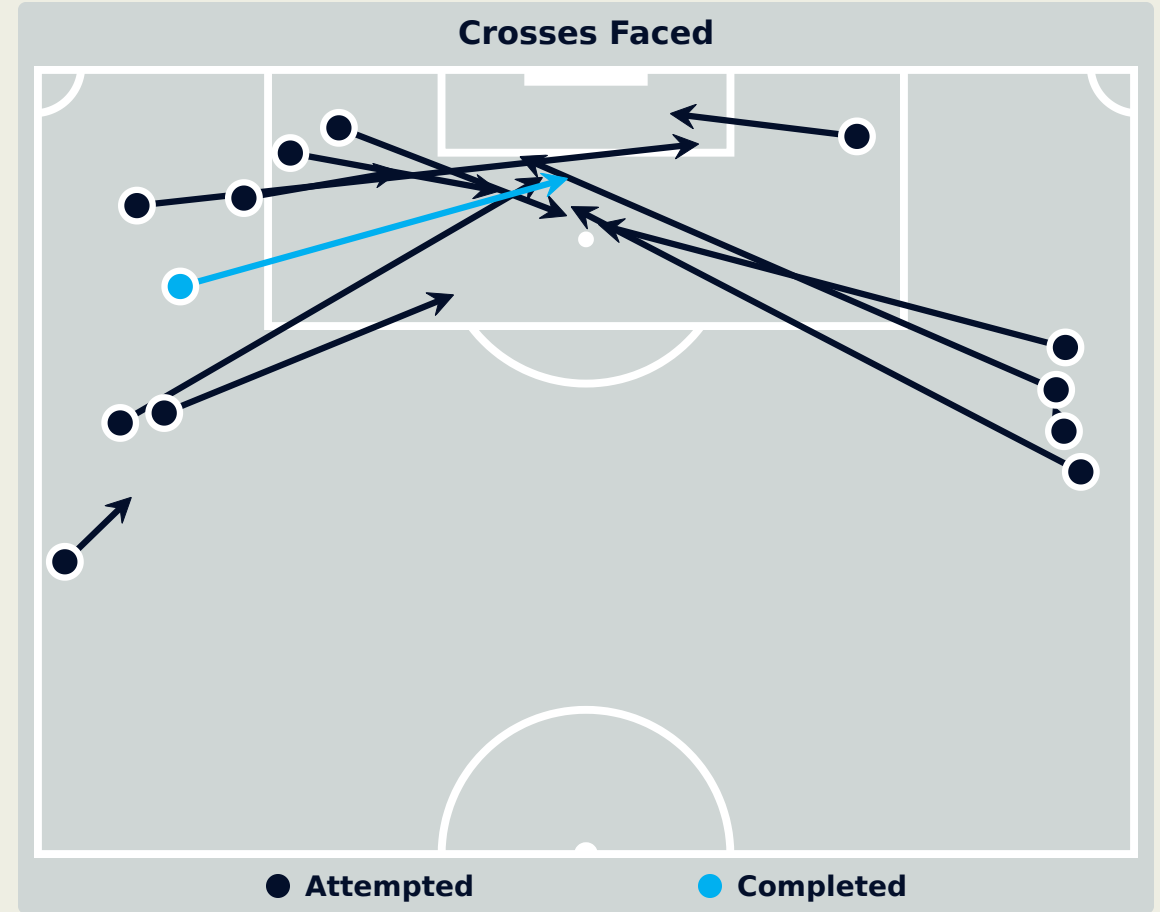
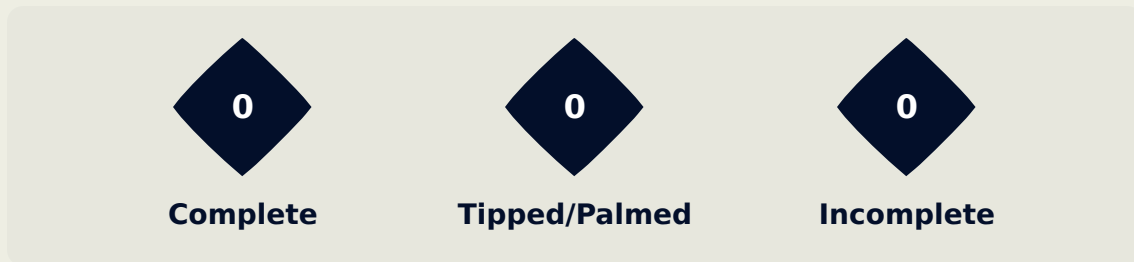
13
Total Attempts on Goal Faced

67
Save %

Total Attempts on Goal Faced	Total Goal Interventions	Save & Retain	Deflect & Retain	Save & Deflect	Save Attempt	No Save Attempt
13	5	1	0	4	4	3

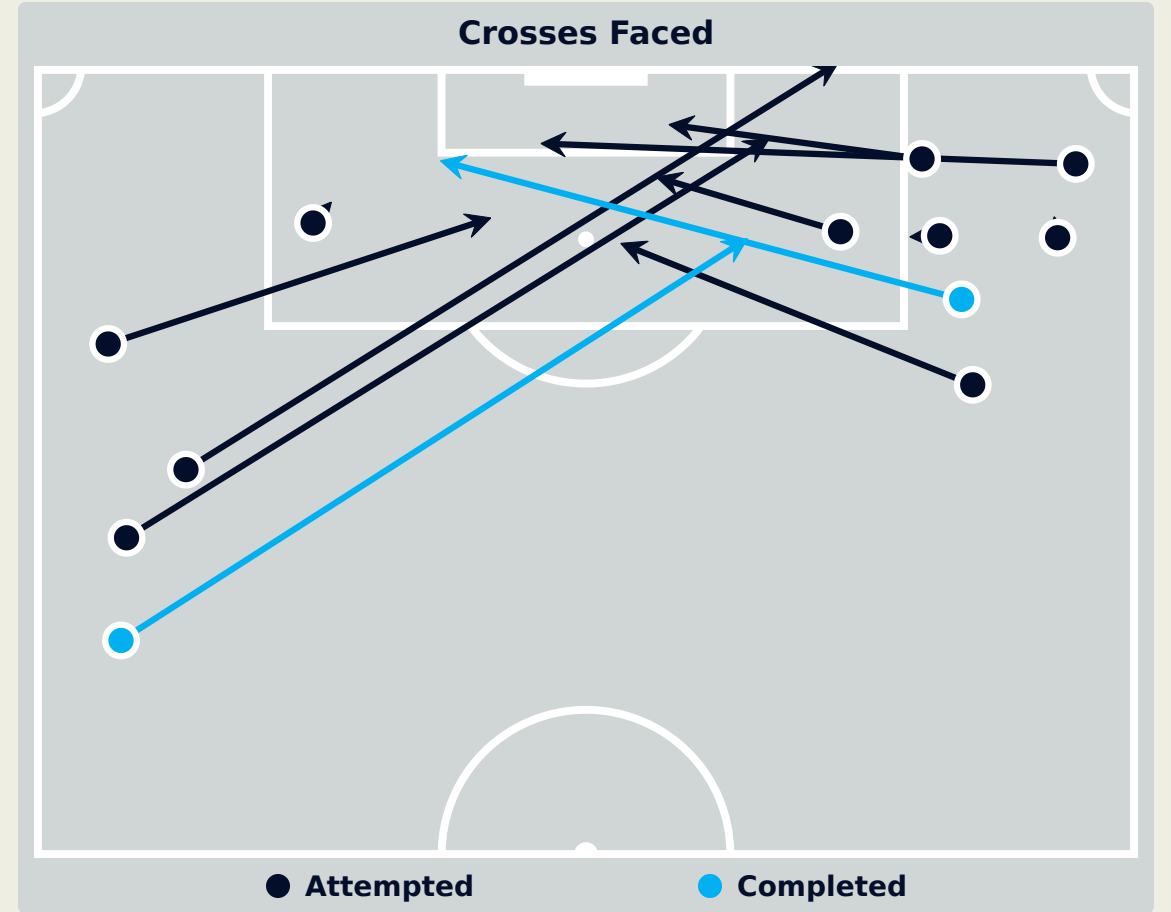
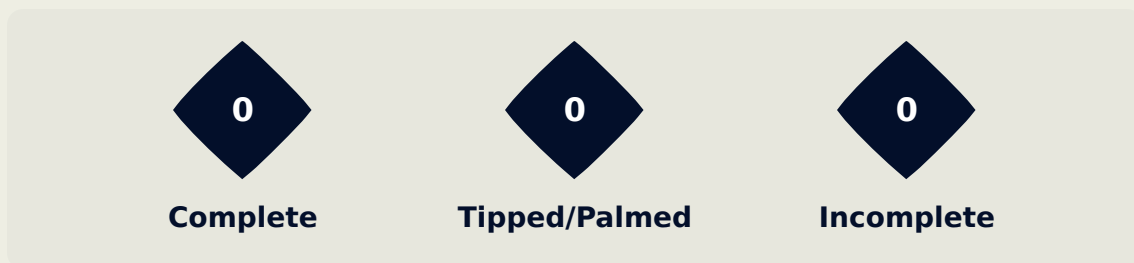
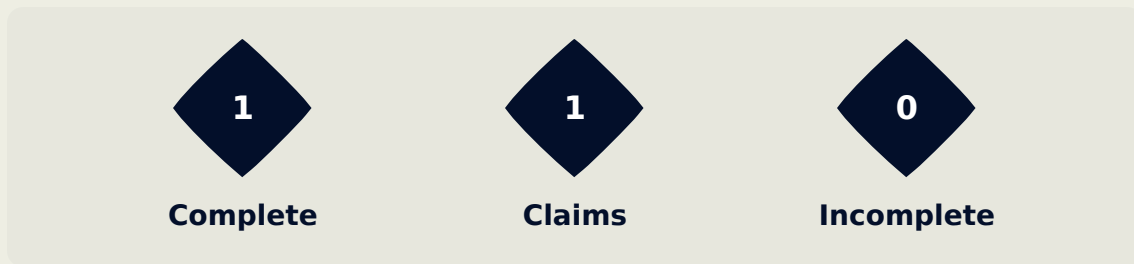
USA

Aerial Control



Delivery Types Faced						
Total	In Swing	Out Swing	Driven	Lofted	Cutback	Push
18	7	4	2	4	1	0

Aerial Control



Delivery Types Faced

Total	In Swing	Out Swing	Driven	Lofted	Cutback	Push
18	8	3	0	1	0	6

FIFA[®]
2024

SET PLAYS

USA 3 - **0** Guinea

Set Plays

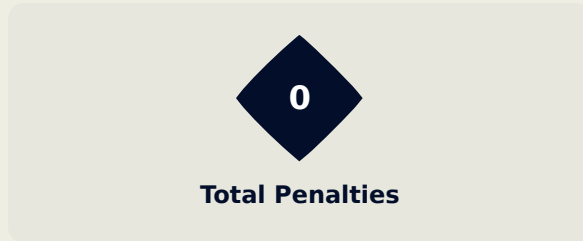


Free Kicks	
Type	Total
Direct	9
Direct (on target)	1
Direct (off target)	0
Indirect	0

Corners			
Delivery Type	From Left Side	From Right Side	Total
Direct to Area	3	3	6
Short	0	0	0
Edge of Penalty Area	0	0	0

Corners	
Delivery Style	Total
Inswing	4
Outswing	2
Driven	0

Set Plays



Free Kicks	
Type	Total
Direct	8
Direct (on target)	0
Direct (off target)	0
Indirect	5

Corners			
Delivery Type	From Left Side	From Right Side	Total
Direct to Area	4	1	5
Short	1	0	1
Edge of Penalty Area	0	0	0

Corners	
Delivery Style	Total
Inswing	3
Outswing	2
Driven	0

FIFA[®]
2024

INDIVIDUAL DATA IN POSSESSION

USA 3 - **0** **Guinea**

In Possession - Distributions

USA

#	Player	Passes Attempted	Passes Completed	Pass Completion %	Switches of Play	Crosses Attempted	Crosses Completed	Line Breaks Attempted	Line Breaks Completed	Line Break Completion %	Ball Progressions	Take Ons	Step Ins	Attempts at Goal	Goals
1	SCHULTE Patrick	41	27	66%	1	0	0	12	4	33%	0	0	0	0	0
2	HARRIEL Nathan	26	18	69%	0	0	0	13	7	54%	0	0	0	3	0
3	ZIMMERMAN Walker	39	35	90%	0	0	0	10	8	80%	0	0	0	0	0
4	DIETZ Maximilian	16	14	88%	0	0	0	3	3	100%	0	0	0	0	0
5	TOLKIN John	43	31	72%	0	1	0	18	11	61%	0	0	0	0	0
7	PAREDES Kevin	23	16	70%	1	1	1	5	3	60%	2	2	0	3	2
8	TESSMANN Tanner	26	23	88%	0	0	0	5	5	100%	0	0	0	1	0
9	YOW Griffin	15	8	53%	2	1	1	6	4	67%	3	1	2	3	0
11	AARONSON Paxten	15	12	80%	0	2	0	2	2	100%	0	0	0	2	0
12	ROBINSON Miles	43	40	93%	1	0	0	13	11	85%	1	0	1	0	0
14	MIHAILOVIC Djordje	20	17	85%	0	3	2	4	4	100%	1	1	0	1	1
10	BOOTH Taylor	8	7	88%	0	3	1	2	1	50%	0	0	0	0	0
13	McGUIRE Duncan	7	4	57%	0	0	0	2	0	0%	0	0	0	0	0
16	McGLYNN Jack	16	11	69%	0	5	2	12	7	58%	0	0	0	0	0
17	WILEY Caleb	3	2	67%	0	0	0	1	1	100%	0	0	0	0	0
21	ATENCIO Joshua	11	10	91%	0	2	0	2	2	100%	0	0	0	0	0

In Possession - Offers & Receptions

			Offer movement types						
#	Player	Total Offers	In Front	In Between	Out to In	In to Out	In Behind	No Movement	Offers Received
1	SCHULTE Patrick	10	0	0	0	0	0	10	5
2	HARRIEL Nathan	3	2	0	1	0	0	0	1
3	ZIMMERMAN Walker	5	0	0	0	0	4	1	1
4	DIETZ Maximilian	6	3	3	0	0	0	0	4
5	TOLKIN John	21	10	0	0	0	1	10	8
7	PAREDES Kevin	32	3	7	0	2	13	7	10
8	TESSMANN Tanner	21	6	12	0	1	2	0	6
9	YOW Griffin	24	1	6	0	1	10	6	10
11	AARONSON Paxten	5	0	1	0	0	4	0	3
12	ROBINSON Miles	6	1	0	0	0	0	5	4
14	MIHAILOVIC Djordje	15	3	2	1	0	4	5	9
10	BOOTH Taylor	4	0	1	0	0	1	2	1
13	McGUIRE Duncan	7	0	2	1	0	3	1	1
16	McGLYNN Jack	19	9	6	1	1	2	0	9
17	WILEY Caleb	7	0	0	1	0	3	3	2
21	ATENCIO Joshua	14	0	5	2	2	4	1	4

In Possession - Distributions

#	Player	Passes Attempted	Passes Completed	Pass Completion %	Switches of Play	Crosses Attempted	Crosses Completed	Line Breaks Attempted	Line Breaks Completed	Line Break Completion %	Ball Progressions	Take Ons	Step Ins	Attempts at Goal	Goals
1	SYLLA Soumaila	17	13	76%	0	0	0	4	1	25%	0	0	0	0	0
3	CISSE Bangaly	18	17	94%	1	0	0	5	4	80%	0	0	0	0	0
4	SOUMAH Mohamed	90	83	92%	1	0	0	17	12	71%	1	0	1	1	0
6	DIAWARA Amadou	44	40	91%	0	0	0	6	4	67%	0	0	0	1	0
7	BALDE Aliou	33	29	88%	0	7	0	9	4	44%	4	4	0	3	0
10	ILAIX MORIBA	62	59	95%	0	0	0	17	16	94%	0	0	0	2	0
11	CAMARA Ousmane	27	19	70%	0	3	0	8	3	38%	5	4	1	2	0
12	BAH Algassime	9	8	89%	0	0	0	0	0	0%	0	0	0	0	0
13	KEITA Madiou	75	68	91%	0	1	1	7	5	71%	0	0	0	0	0
14	DIALLO Amadou	42	37	88%	0	4	1	7	6	86%	1	1	0	0	0
17	TOURE Abdoulaye	74	63	85%	0	0	0	21	16	76%	1	0	1	3	0
16	KEITA Mory	22	16	73%	0	0	0	7	1	14%	0	0	0	0	0
2	OULARE Naby	43	42	98%	0	1	0	5	5	100%	1	1	0	2	0
9	CAMARA Henry	4	3	75%	0	1	0	1	0	0%	0	0	0	0	0
15	CAMARA Issiaga	36	30	83%	1	1	0	12	8	67%	1	0	1	1	0
20	CAMARA Cherif	8	8	100%	0	0	0	0	0	0%	0	0	0	2	0

In Possession - Offers & Receptions

			Offer movement types						
#	Player	Total Offers	In Front	In Between	Out to In	In to Out	In Behind	No Movement	Offers Received
1	SYLLA Soumaila	3	0	0	0	0	0	3	1
3	CISSE Bangaly	3	0	0	0	0	0	3	3
4	SOUMAH Mohamed	18	2	0	0	0	0	16	17
6	DIWARA Amadou	19	12	2	0	0	3	2	11
7	BALDE Aliou	30	6	5	5	2	7	5	10
10	ILAIX MORIBA	64	35	19	1	1	1	7	28
11	CAMARA Ousmane	46	2	7	0	0	28	9	6
12	BAH Algassime	22	1	3	0	0	18	0	3
13	KEITA Madiou	7	0	0	0	0	1	6	4
14	DIALLO Amadou	50	4	3	0	1	24	18	8
17	TOURE Abdoulaye	5	3	0	0	0	1	1	5
16	KEITA Mory	3	0	0	0	0	0	3	2
2	OULARE Naby	33	8	1	0	1	7	16	13
9	CAMARA Henry	17	2	5	0	0	9	1	4
15	CAMARA Issiaga	10	8	1	0	0	0	1	7
20	CAMARA Cherif	5	2	1	0	0	1	1	2

FIFA®

2024

INDIVIDUAL DATA OUT OF POSSESSION

USA 3 - 0 Guinea

Out of Possession

USA

#	Player	Tackles Made / Won	Blocks	Interceptions	Pressing Direct	Pressing Indirect	Duels Won - Aerial	Duels Won - Physical	Possession Contests won	Clearances	Loose Ball Receptions	Pushing On	Pushing On into Pressing	Possession Regains	Possession Interrupted
1	SCHULTE Patrick	0 / 0	0	0	0	0	0	0	0	0	4	0	0	10	0
2	HARRIEL Nathan	5 / 0	3	3	5	6	3	0	4	8	4	12	2	4	10
3	ZIMMERMAN Walker	2 / 0	4	1	2	1	4	0	4	6	2	6	2	5	4
4	DIETZ Maximilian	1 / 1	3	0	6	8	1	0	2	0	5	8	2	3	2
5	TOLKIN John	6 / 1	0	0	7	11	2	0	3	3	7	25	13	4	2
7	PAREDES Kevin	4 / 1	3	3	6	19	0	0	0	2	4	27	13	6	1
8	TESSMANN Tanner	3 / 2	2	1	3	13	2	0	2	1	7	17	7	4	3
9	YOW Griffin	5 / 1	4	0	7	26	1	0	3	1	5	3	0	3	5
11	AARONSON Paxten	4 / 0	2	0	4	29	0	0	0	0	3	10	4	0	3
12	ROBINSON Miles	2 / 1	5	1	0	0	3	0	3	7	4	5	0	5	9
14	MIHAILOVIC Djordje	2 / 1	4	0	1	10	0	0	0	1	1	5	2	1	4
10	BOOTH Taylor	5 / 2	0	0	5	14	0	0	0	0	2	0	0	2	2
13	McGUIRE Duncan	0 / 0	1	0	0	2	2	0	2	0	1	1	0	1	1
16	McGLYNN Jack	1 / 0	1	0	1	12	0	0	0	0	0	11	7	1	0
17	WILEY Caleb	0 / 0	0	0	3	7	1	0	1	0	1	12	8	0	0
21	ATENCIO Joshua	4 / 1	2	0	2	30	1	0	1	1	4	11	7	4	1

Out of Possession

Guinea

#	Player	Tackles Made / Won	Blocks	Interceptions	Pressing Direct	Pressing Indirect	Duels Won - Aerial	Duels Won - Physical	Possession Contests won	Clearances	Loose Ball Receptions	Pushing On	Pushing On into Pressing	Possession Regains	Possession Interrupted
1	SYLLA Soumaila	0 / 0	0	0	0	0	0	0	0	0	0	0	0	3	0
3	CISSE Bangaly	2 / 1	2	0	2	2	0	0	0	1	1	2	1	2	2
4	SOUMAH Mohamed	1 / 0	4	0	1	5	3	0	3	4	8	2	1	3	4
6	DIAWARA Amadou	6 / 1	2	0	5	21	1	0	2	1	5	23	13	2	3
7	BALDE Aliou	3 / 1	2	0	5	15	2	0	2	1	7	16	12	4	0
10	ILAIX MORIBA	1 / 1	0	0	1	29	0	0	0	0	4	27	18	1	0
11	CAMARA Ousmane	1 / 1	3	0	1	17	1	0	1	1	4	7	3	4	1
12	BAH Algassime	1 / 1	0	0	5	21	1	0	1	0	0	22	18	3	0
13	KEITA Madiou	1 / 1	2	2	0	13	0	0	0	5	7	5	2	6	4
14	DIALLO Amadou	4 / 0	1	1	6	11	1	0	2	2	4	22	9	3	2
17	TOURE Abdoulaye	1 / 1	2	0	5	11	2	0	2	0	6	12	5	1	0
16	KEITA Mory	0 / 0	0	0	0	0	0	0	0	0	6	0	0	2	0
2	OULARE Naby	4 / 0	2	1	5	6	2	0	2	3	6	13	7	4	3
9	CAMARA Henry	0 / 0	0	0	1	3	0	0	0	0	0	4	3	0	0
15	CAMARA Issiaga	0 / 0	0	1	0	5	0	0	0	2	4	6	4	3	0
20	CAMARA Cherif	0 / 0	1	0	0	1	0	0	0	0	3	1	0	0	0

FIFA[®]
2024

INDIVIDUAL DATA PHYSICAL

USA 3 - 0 Guinea

Physical Data

USA

#	Player	Total Distance (m)	Zone 1: 0-7 km/h (m)	Zone 2: 7-15 km/h (m)	Zone 3: 15-20 km/h (m)	Zone 4: 20-25 km/h (m)	Zone 5: 25+ km/h (m)	High Speed Runs (Zone 4)	Sprints (Zone 5)	Top Speed (km/h)
1	SCHULTE Patrick	5226.4	4159.4	980.2	86.8	0	0	0	0	19.7
2	HARRIEL Nathan	10141.1	4520.5	3945.6	1176.9	352.3	145.9	50.0	13.0	31.2
3	ZIMMERMAN Walker	9452.2	4182.0	4303.3	690.5	214.5	61.8	30.0	5.0	29.8
4	DIETZ Maximilian	6368.5	2034.6	3149.4	876.2	231.6	76.8	34.0	6.0	31.0
5	TOLKIN John	10663.0	4443.4	4495.7	1194.6	404.5	124.9	47.0	9.0	31.3
7	PAREDES Kevin	8984.0	3424.4	3378.5	1184.0	605.1	392.0	87.0	28.0	32.8
8	TESSMANN Tanner	11465.7	3699.0	5979.8	1373.2	344.9	68.9	39.0	5.0	28.0
9	YOW Griffin	8338.4	2707.5	3674.4	1237.0	610.6	108.8	62.0	9.0	31.2
11	AARONSON Paxten	8140.8	2971.5	3408.8	1128.7	465.6	166.3	70.0	14.0	32.7
12	ROBINSON Miles	10394.8	4086.2	5060.5	960.5	224.5	63.1	33.0	6.0	31.5
14	MIHAILOVIC Djordje	6567.1	2249.5	3009.8	878.0	349.7	80.1	50.0	8.0	30.2
10	BOOTH Taylor	3807.3	1127.5	1574.6	682.5	299.8	122.8	41.0	7.0	32.3
13	McGUIRE Duncan	3824.3	1187.5	1831.8	508.3	192.6	104.0	25.0	8.0	32.7
16	McGLYNN Jack	5467.8	1509.2	2839.8	848.4	216.3	54.1	23.0	3.0	31.3
17	WILEY Caleb	2543.7	719.6	1134.6	343.7	183.4	162.3	23.0	9.0	34.4
21	ATENCIO Joshua	5632.3	1557.9	2512.0	983.9	415.7	162.8	47.0	10.0	32.6

Physical Data

Guinea

#	Player	Total Distance (m)	Zone 1: 0-7 km/h (m)	Zone 2: 7-15 km/h (m)	Zone 3: 15-20 km/h (m)	Zone 4: 20-25 km/h (m)	Zone 5: 25+ km/h (m)	High Speed Runs (Zone 4)	Sprints (Zone 5)	Top Speed (km/h)
1	SYLLA Soumaila	2074.9	1592.4	411.4	59.5	11.7	0	1.0	0	21.7
3	CISSE Bangaly	2330.1	812.6	1011.5	338.7	149.0	18.4	15.0	1.0	27.5
4	SOUMAH Mohamed	9951.8	4128.5	4171.2	1074.4	420.6	157.3	54.0	13.0	31.8
6	DIWARA Amadou	7695.8	2526.5	3715.6	952.0	436.0	65.7	51.0	8.0	27.7
7	BALDE Aliou	10190.6	4106.6	4482.2	954.5	400.2	247.2	64.0	15.0	33.5
10	ILAIX MORIBA	10747.4	4300.1	4502.0	1535.8	332.9	76.6	44.0	7.0	28.8
11	CAMARA Ousmane	10504.2	4018.5	4230.0	1515.4	596.6	143.7	76.0	15.0	30.7
12	BAH Algassime	7450.0	2749.6	2894.0	936.8	561.5	308.1	81.0	22.0	32.4
13	KEITA Madiou	9311.6	4186.8	3591.3	966.3	340.2	227.0	53.0	17.0	31.6
14	DIALLO Amadou	9479.2	3486.0	3430.9	1473.5	716.3	372.4	96.0	22.0	32.9
17	TOURE Abdoulaye	10633.8	4296.9	4275.4	1352.1	544.7	164.7	57.0	13.0	31.8
16	KEITA Mory	3230.4	2156.3	935.0	117.5	21.6	0	3.0	0	24.0
2	OULARE Naby	7866.3	3196.0	3049.9	1044.8	409.0	166.6	56.0	12.0	31.4
9	CAMARA Henry	3868.1	1507.4	1371.2	667.7	254.6	67.2	33.0	6.0	30.2
15	CAMARA Issiaga	3639.8	1267.7	1617.9	477.4	217.2	59.6	25.0	5.0	29.0
20	CAMARA Cherif	1251.3	485.2	531.9	153.2	70.2	10.8	7.0	1.0	26.5

FIFA[®]
2024