

FIFA®

2024

Uzbekistan 0 - 1 Egypt

Group C - Match 13

27 July 2024

17:00 Kick Off

Stade de la Beaujoire



POST MATCH SUMMARY REPORT

Match Summary - Teams

Uzbekistan



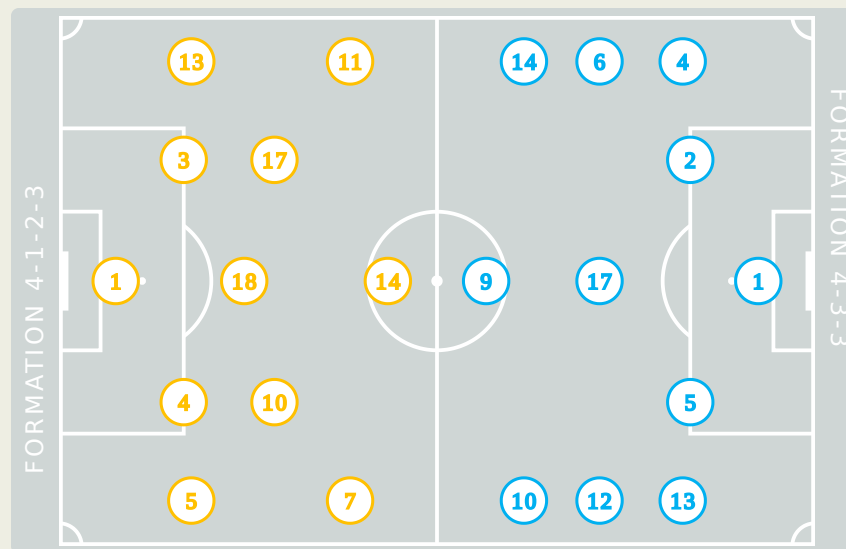
Egypt

STARTING

- 1 GK NEMATOV Abduvohid
- 3 DF KHUSANOV Abdukodir
- 4 DF ALIKULOV Khusniddin
- 5 DF HAMRALIEV Muhammadkodir
- 7 MF FAYZULLAEV Abbosbek
- 10 MF JALOLIDDINOV Jasurbek ↓ 72'
- 11 FW URUNOV Oston ↓ 45'
- 13 DF ABDIRAKHMATOV Zafarmurod
- 14 FW SHOMURODOV Eldor ↓ 84'
- 17 MF KHOLMATOV Diyor ↓ 64'
- 18 MF BURIEV Abdurauf ↓ 72'

SUBSTITUTES

- 12 GK NAZAROV Vladimir
- 22 GK ABDUNABIEV Khamidullo
- 2 DF MIRSAIDOV Saidazamat
- 6 DF YULDOSHEV Ibrokhimkhalil
- 8 FW JIYANOV Ruslanbek ↑ 45'
- 9 FW NORCHAEV Khusain ↑ 72'
- 15 MF RAKHMONALIEV Umarali ↑ 64' 86'
- 16 DF RAKHIMJONOV Asadbek
- 19 MF IBRAGIMOV Ibrokhim ↑ 72'
- 20 FW ODILOV Alisher ↑ 84'
- 21 MF ASKAROV Bekhruzбек



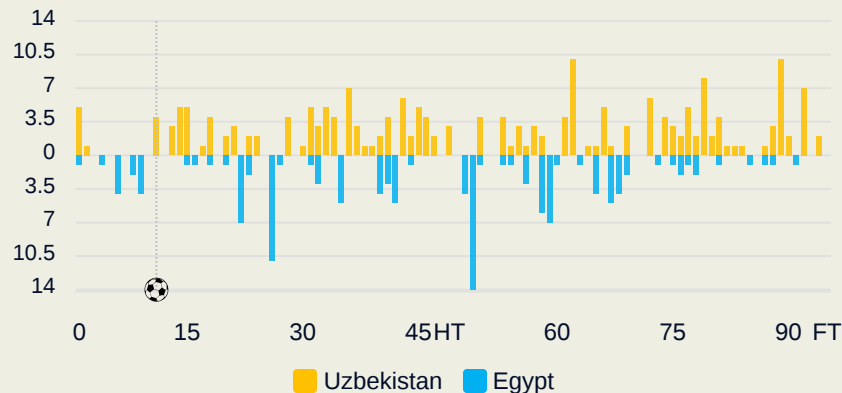
STARTING

- HAMZA ALAA GK 1
- OMAR FAYED MF 2
- AHMED EID DF 4
- HOSSAM ABDELMAGUID DF 5
- ↓ 64' 13' MOHAMED SHEHATA MF 6
- ↓ 88' OSAMA FAISAL FW 9
- ↓ 90+2' IBRAHIM ADEL MF 10
- 11' AHMED KOKA MF 12
- KARIM EL DEBES DF 13
- ↓ 65' ZIZO MF 14
- MOHAMED ELNENY MF 17

SUBSTITUTES

- ALI EL GABRY GK 16
- MOHAMED SEHA GK 22
- ↑ 64' AHMED ATEF MF 3
- ↑ 90+2' ZIAD KAMAL MF 8
- ↑ 65' MOSTAFA SAAD MF 11
- MOHAMED TAREK DF 15
- 94' ↑ 88' BILAL MAZHAR FW 18
- MOHAMED HAMDY MF 19
- AHMED SAYED DF 20
- MOHAMED ELMAGHRABI DF 21

Distribution in the Final Third



Match Summary - Key Statistics

Uzbekistan



Egypt

Possession

Total	52.5%	11.5%	36%	Total
0	Goals			1
12 (4)	Attempts at Goal (On Target)			9 (2)
520 (443)	Total Passes (Complete)			359 (290)
85 %	Pass Completion %			81 %
99	Completed Line Breaks			90
12	Defensive Line Breaks			7
152	Receptions in the Final Third			93
30	Crosses			15
14	Ball Progressions			18
185 (52)	Defensive Pressures Applied (Direct Pressures)			182 (38)
47	Forced Turnovers			57
91	Second Balls			75
117 km	Total Distance Covered			116.4 km
7.6 km	Zone 4 - Low Speed Sprinting: 20-25 km/h			7.3 km

Uzbekistan

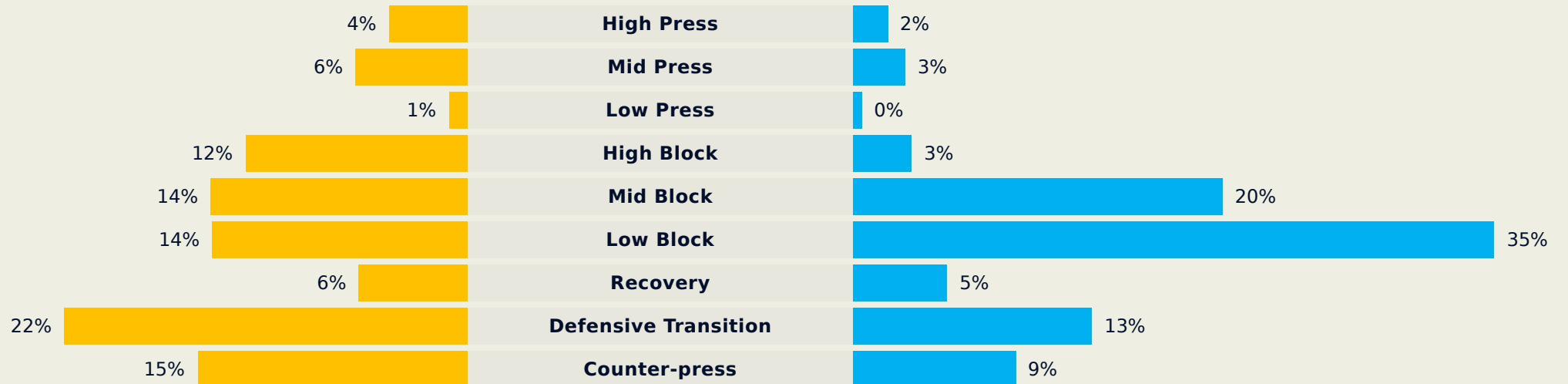
Phases of Play

Egypt

IN POSSESSION



OUT OF POSSESSION



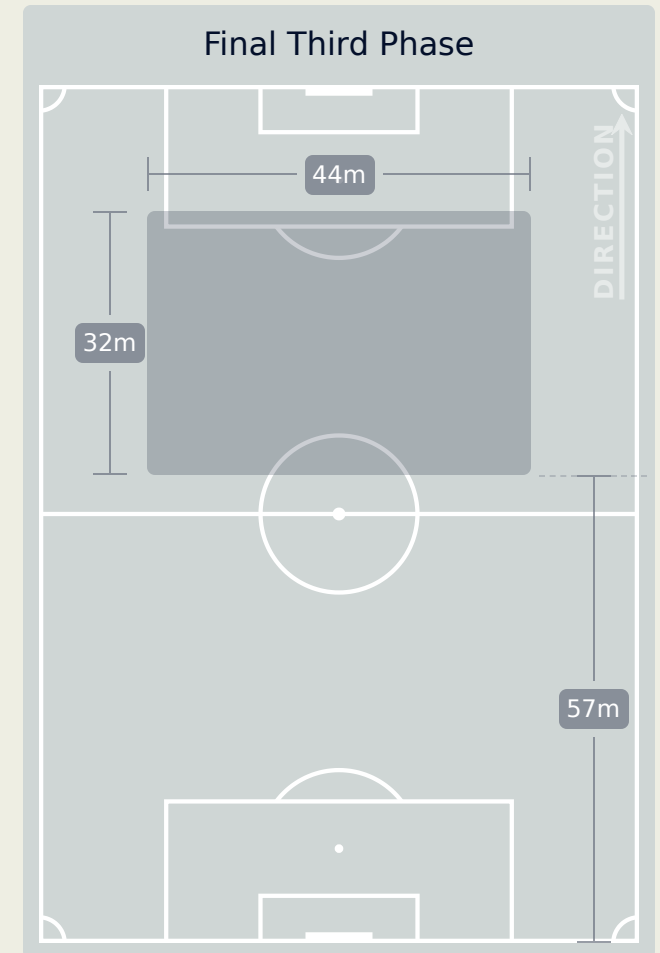
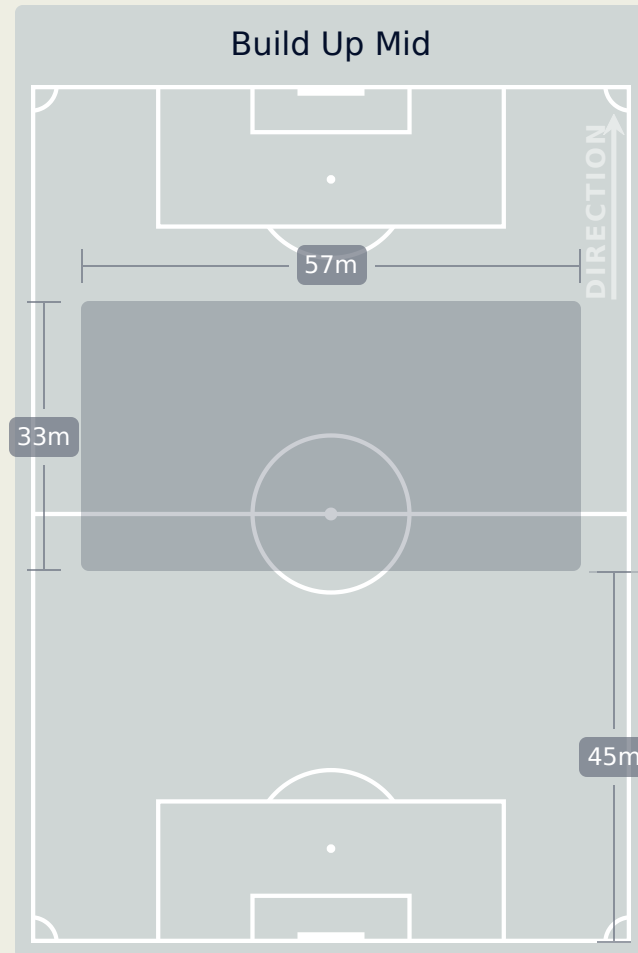
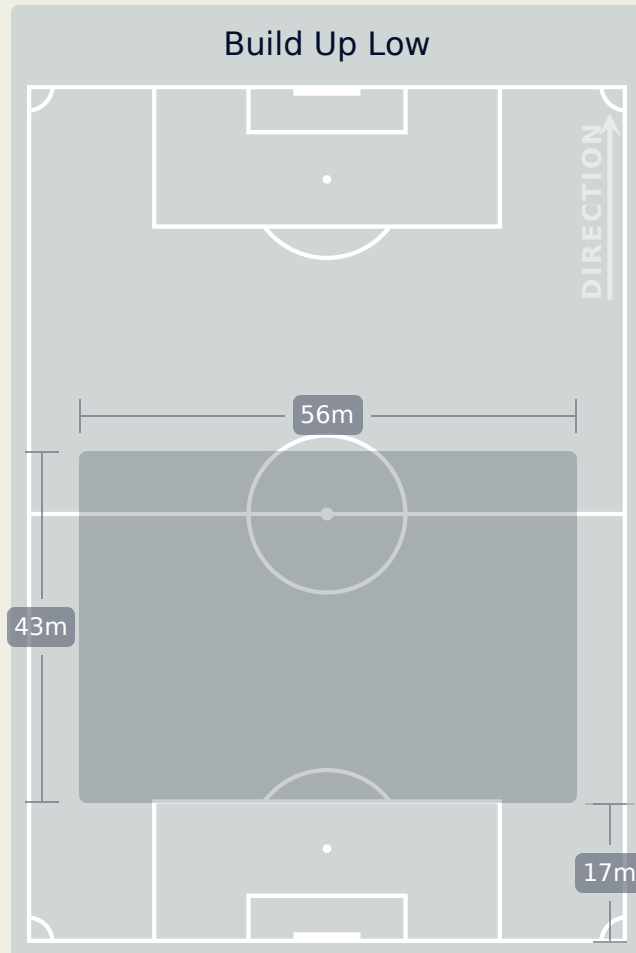
FIFA[®]
2024

IN POSSESSION

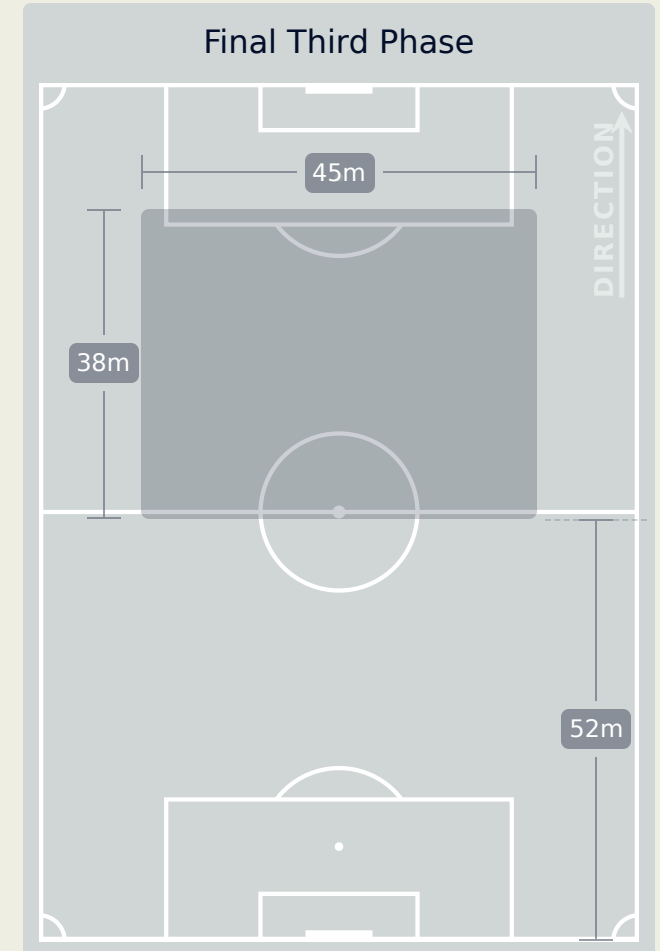
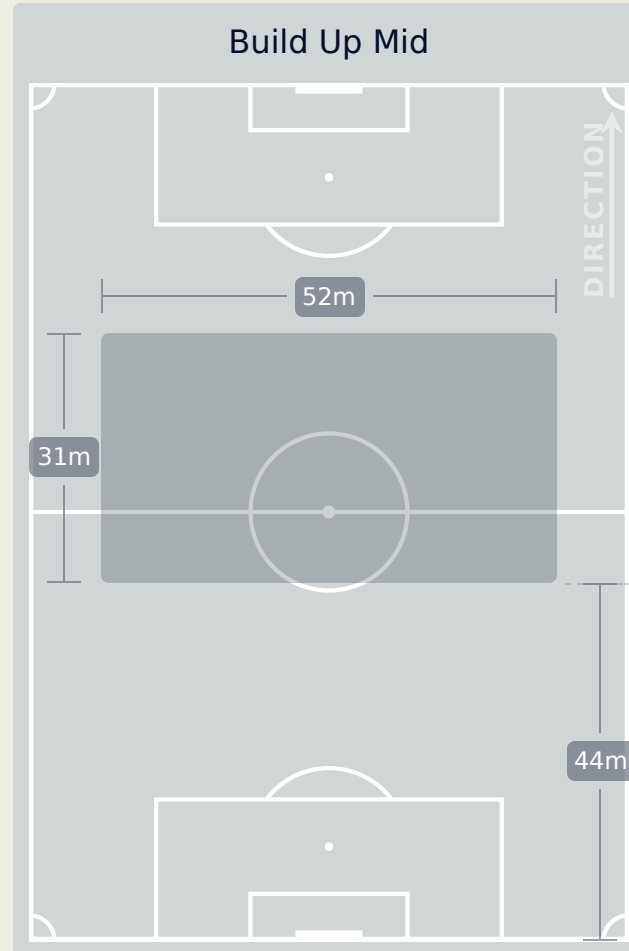
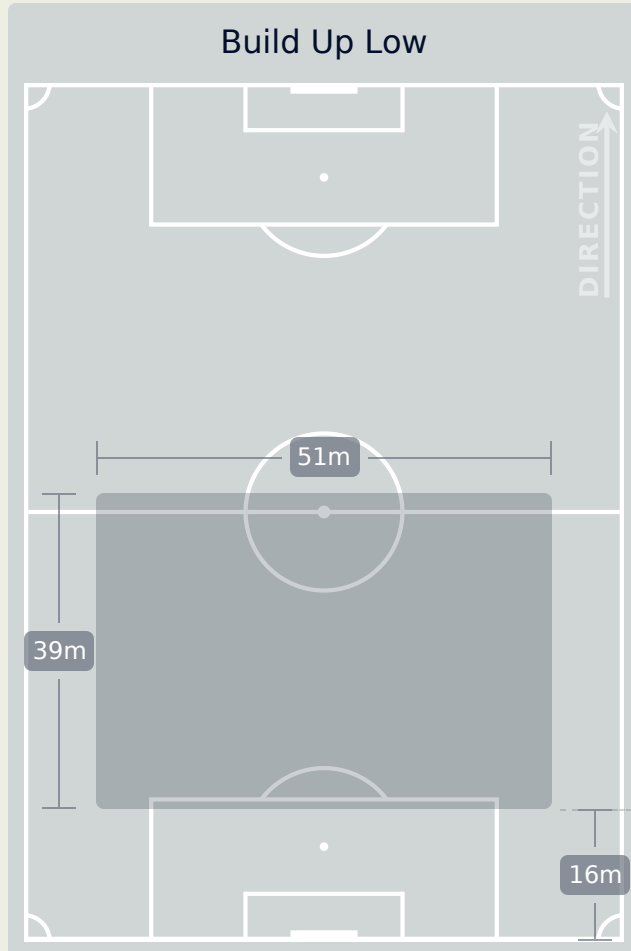
Uzbekistan 0 - 1 Egypt

In Possession Line Height & Team Length

Uzbekistan



In Possession Line Height & Team Length

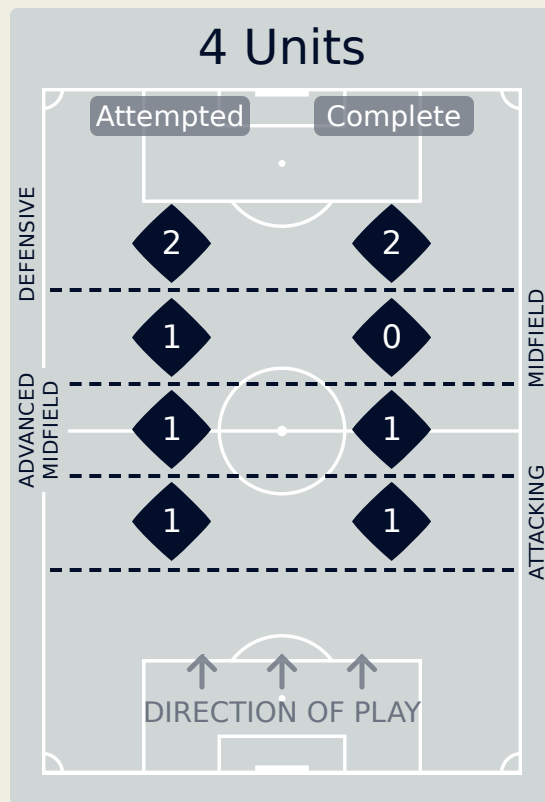
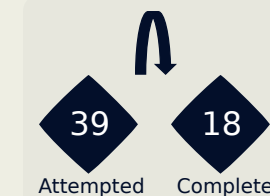
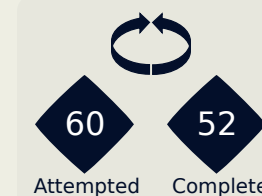
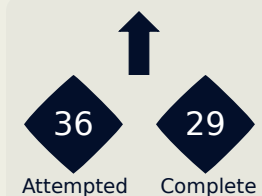


Line Breaks

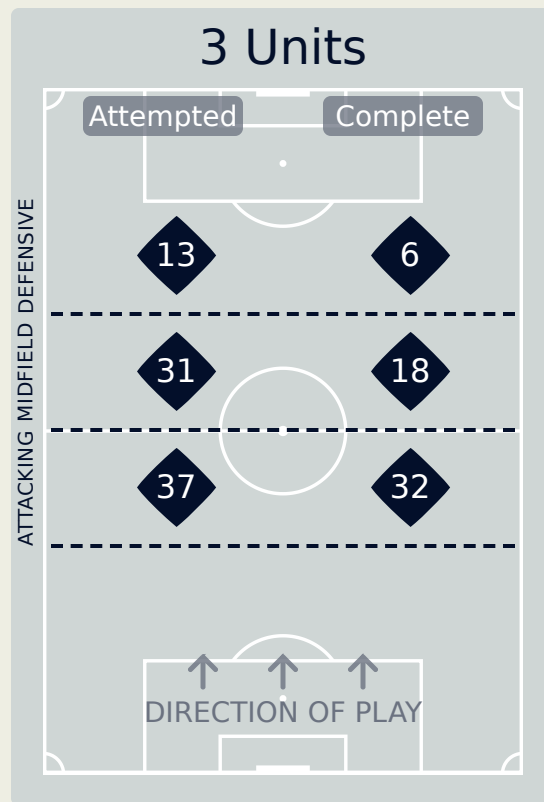
Uzbekistan

Attempted Line Breaks

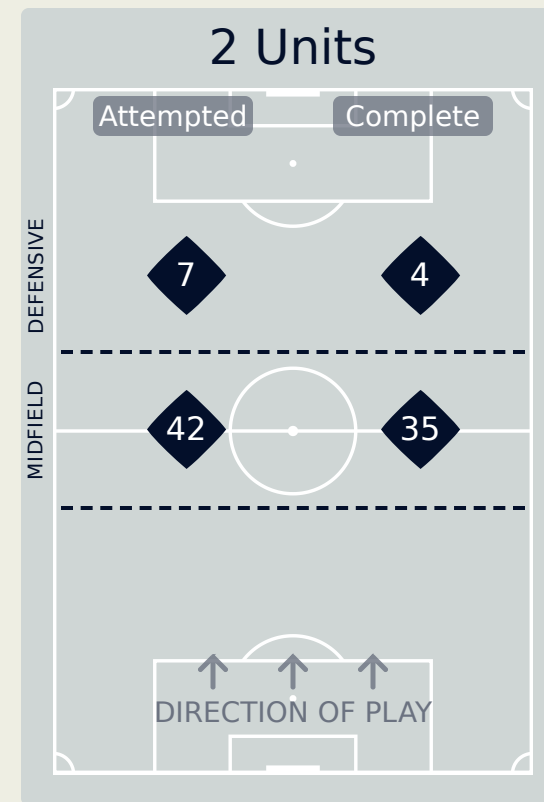
135



Attempted Line Breaks	5
Inside Shape	2
Outside Shape	3



Attempted Line Breaks	81
Inside Shape	42
Outside Shape	39



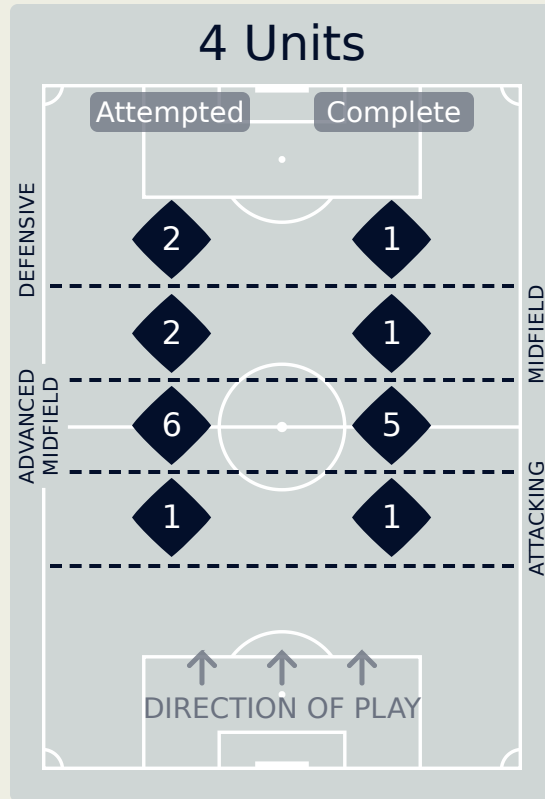
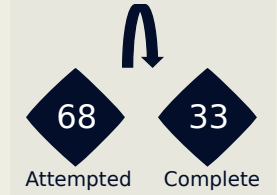
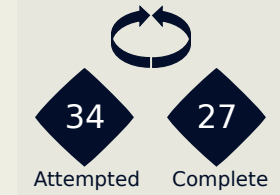
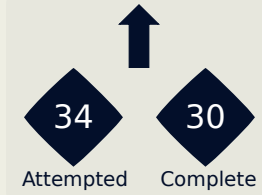
Attempted Line Breaks	49
Inside Shape	25
Outside Shape	24

Line Breaks

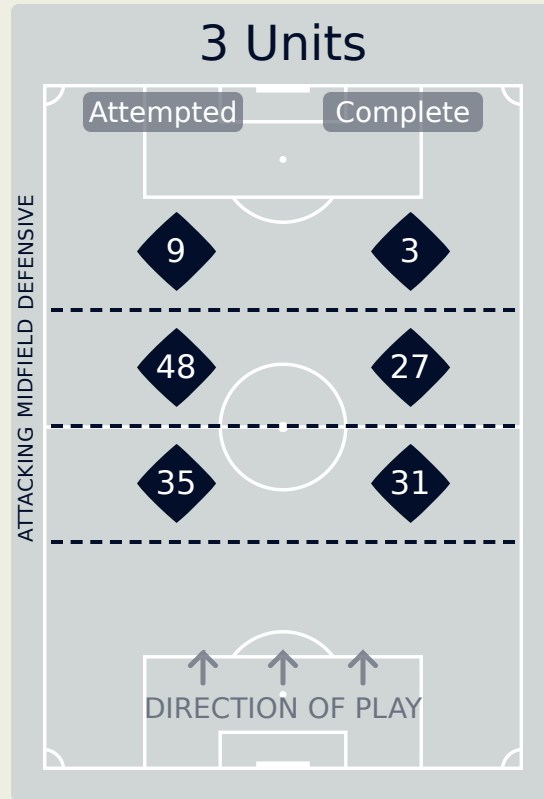
Egypt

Attempted Line Breaks

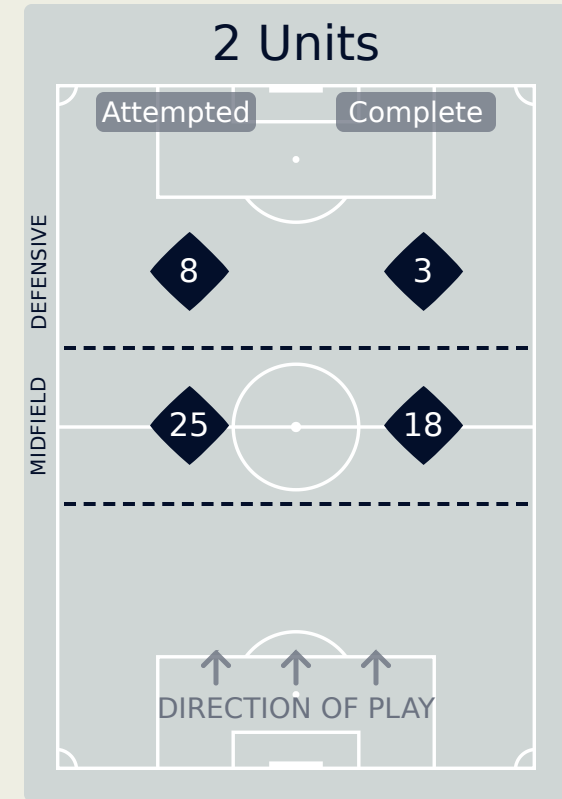
136



Attempted Line Breaks	11
Inside Shape	6
Outside Shape	5



Attempted Line Breaks	92
Inside Shape	53
Outside Shape	39



Attempted Line Breaks	33
Inside Shape	22
Outside Shape	11

Line Breaks

Egypt

					4 Units				3 Units			2 Units		Direction			Distribution Type		
#	Player	Line Breaks Attempted	Line Breaks Completed	Line Break Completion %	Attacking Line	Attacking Midfield Line	Midfield Line	Defensive Line	Attacking Line	Midfield Line	Defensive Line	Midfield Line	Defensive Line	Through	Around	Over	Pass	Cross	Ball Progression
1	HAMZA ALAA	20	13	65%	0	0	1	0	8	7	1	2	1	0	1	19	20	0	0
2	OMAR FAYED	11	9	82%	0	0	0	0	2	5	1	3	0	7	1	3	11	0	0
4	AHMED EID	16	14	88%	0	0	0	1	3	4	2	5	1	3	6	7	15	1	0
5	HOSSAM ABDELMAGUID	16	8	50%	0	2	1	0	8	5	0	0	0	1	6	9	15	0	1
6	MOHAMED SHEHATA	4	3	75%	0	0	0	0	1	0	2	1	0	3	0	1	4	0	0
9	OSAMA FAISAL	3	3	100%	0	0	0	0	0	2	0	1	0	1	2	0	3	0	0
10	IBRAHIM ADEL	8	6	75%	0	0	0	1	0	4	1	1	1	4	3	1	5	0	3
12	AHMED KOKA	11	4	36%	0	0	0	0	1	5	0	4	1	2	4	5	11	0	0
13	KARIM EL DEBES	22	13	59%	0	1	0	0	9	11	1	0	0	3	7	12	21	1	0
14	ZIZO	5	2	40%	0	0	0	0	0	2	1	2	0	1	1	3	3	2	0
17	MOHAMED ELNENY	17	13	76%	1	3	0	0	3	1	0	6	3	8	2	7	17	0	0
3	AHMED ATEF	2	1	50%	0	0	0	0	0	1	0	0	1	0	1	1	1	1	0
8	ZIAD KAMAL	0	0	0%	0	0	0	0	0	0	0	0	0	0	0	0	0	0	0
11	MOSTAFA SAAD	0	0	0%	0	0	0	0	0	0	0	0	0	0	0	0	0	0	0
18	BILAL MAZHAR	1	1	100%	0	0	0	0	0	1	0	0	0	1	0	0	1	0	0

Passing Networks

Uzbekistan

#	Passes From ↓ to →	NEMATOV Abduvohid	KHUSANOV Abdukodir	ALIKULOV Khusniddin	HAMRALIEV Muhammadkodir	FAYZULLAEV Abbosbek	JALOLIDDINOV Jasurbek	URUNOV Oston	ABDIRAKHMATOV Zafarmurod	SHOMURODOV Eldor	KHOLMATOV Diyor	BURIEV Abdurauf	JIYANOV Ruslanbek	NORCHAEV Khusain	RAKHMONALIEV Umarali	IBRAGIMOV Ibrokhim	ODILOV Alisher
1	NEMATOV Abduvohid		3	5	0	0	1	0	4	1	0	5	0	0	4	0	0
3	KHUSANOV Abdukodir	5		16	2	4	1	4	14	4	6	5	2	0	9	1	1
4	ALIKULOV Khusniddin	3	16		7	1	2	1	0	1	1	6	2	2	0	1	0
5	HAMRALIEV Muhammadkodir	0	1	4		5	5	0	0	2	1	2	5	0	1	1	1
7	FAYZULLAEV Abbosbek	1	3	2	5		4	0	5	1	2	2	4	0	2	1	1
10	JALOLIDDINOV Jasurbek	0	3	3	2	5		2	2	4	3	2	0	0	0	0	0
11	URUNOV Oston	0	0	0	0	1	1		2	2	3	2	0	0	0	0	0
13	ABDIRAKHMATOV Zafarmurod	1	10	2	0	8	3	1		2	11	4	1	1	2	0	1
14	SHOMURODOV Eldor	1	0	0	1	5	2	2	3		2	3	1	0	0	0	0
17	KHOLMATOV Diyor	0	11	3	3	1	4	1	6	4		4	1	0	0	0	0
18	BURIEV Abdurauf	0	8	1	7	1	8	2	3	1	8		0	0	0	0	0
8	JIYANOV Ruslanbek	0	2	0	1	0	1	0	1	0	1	0		0	1	0	0
9	NORCHAEV Khusain	0	0	1	0	1	0	0	1	1	0	0	0		0	0	0
15	RAKHMONALIEV Umarali	0	4	3	6	1	0	0	0	3	0	0	0	0		6	0
19	IBRAGIMOV Ibrokhim	0	1	1	1	0	0	0	5	0	0	0	0	2	2		0
20	ODILOV Alisher	0	0	0	0	0	0	0	1	0	0	0	0	0	0	1	

Top 5 Player to Player Passers		
Player	Passed To	% of Total Team Passes
KHUSANOV Abdukodir	ALIKULOV Khusniddin	3.7%
ALIKULOV Khusniddin	KHUSANOV Abdukodir	3.7%
KHUSANOV Abdukodir	ABDIRAKHMATOV Zafarmurod	3.3%
ABDIRAKHMATOV Zafarmurod	KHOLMATOV Diyor	2.6%
KHOLMATOV Diyor	KHUSANOV Abdukodir	2.6%

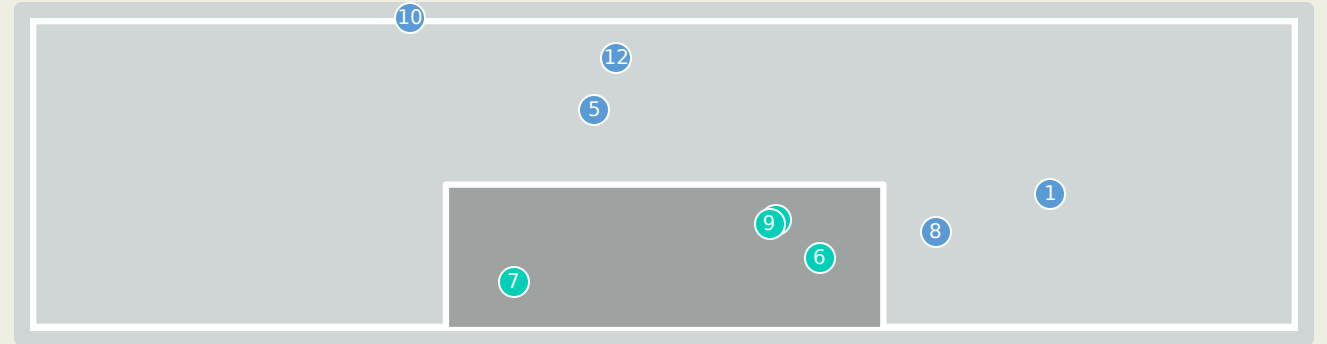
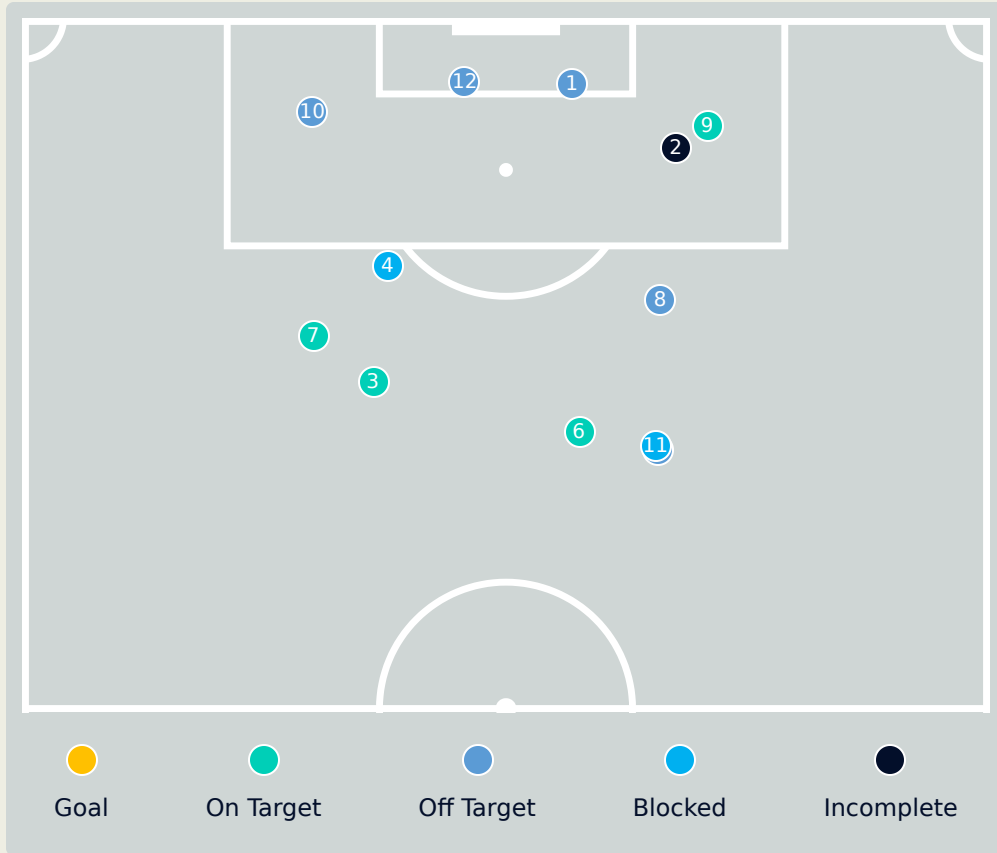
Passing Networks

#	Passes From ↓ to →	HAMZA ALAA	OMAR FAYED	AHMED EID	HOSSAM ABDELMAGUID	MOHAMED SHEHATA	OSAMA FAISAL	IBRAHIM ADEL	AHMED KOKA	KARIM EL DEBES	ZIZO	MOHAMED ELNENY	AHMED ATEF	ZIAD KAMAL	MOSTAFA SAAD	BILAL MAZHAR
1	HAMZA ALAA		4	2	8	0	0	2	1	3	1	2	0	0	0	1
2	OMAR FAYED	1		5	5	2	2	2	3	0	0	3	2	0	0	0
4	AHMED EID	0	1		0	1	4	0	0	0	7	2	1	0	2	0
5	HOSSAM ABDELMAGUID	16	1	0		0	2	1	4	3	0	3	0	0	0	0
6	MOHAMED SHEHATA	0	2	0	3		1	1	2	0	4	6	0	0	0	0
9	OSAMA FAISAL	0	0	4	0	2		5	3	4	3	1	0	0	0	0
10	IBRAHIM ADEL	0	1	1	1	3	5		1	5	0	4	1	0	1	0
12	AHMED KOKA	0	1	1	5	2	5	4		4	0	4	1	0	1	0
13	KARIM EL DEBES	0	1	0	2	1	2	4	4		0	0	0	0	0	0
14	ZIZO	0	1	2	0	3	1	1	3	0		5	0	0	0	0
17	MOHAMED ELNENY	1	4	3	6	2	1	6	3	4	2		1	0	1	0
3	AHMED ATEF	0	2	4	0	0	0	0	0	1	0	0		0	0	0
8	ZIAD KAMAL	0	0	0	0	0	0	0	0	0	0	0	0		0	0
11	MOSTAFA SAAD	0	0	0	0	0	1	0	0	0	0	0	1	0		0
18	BILAL MAZHAR	0	0	0	0	0	0	0	0	0	0	0	1	0	0	

Top 5 Player to Player Passers		
Player	Passed To	% of Total Team Passes
HOSSAM ABDELMAGUID	HAMZA ALAA	6.1%
HAMZA ALAA	HOSSAM ABDELMAGUID	3%
AHMED EID	ZIZO	2.7%
MOHAMED SHEHATA	MOHAMED ELNENY	2.3%
MOHAMED ELNENY	IBRAHIM ADEL	2.3%

Uzbekistan

Attempts at Goal




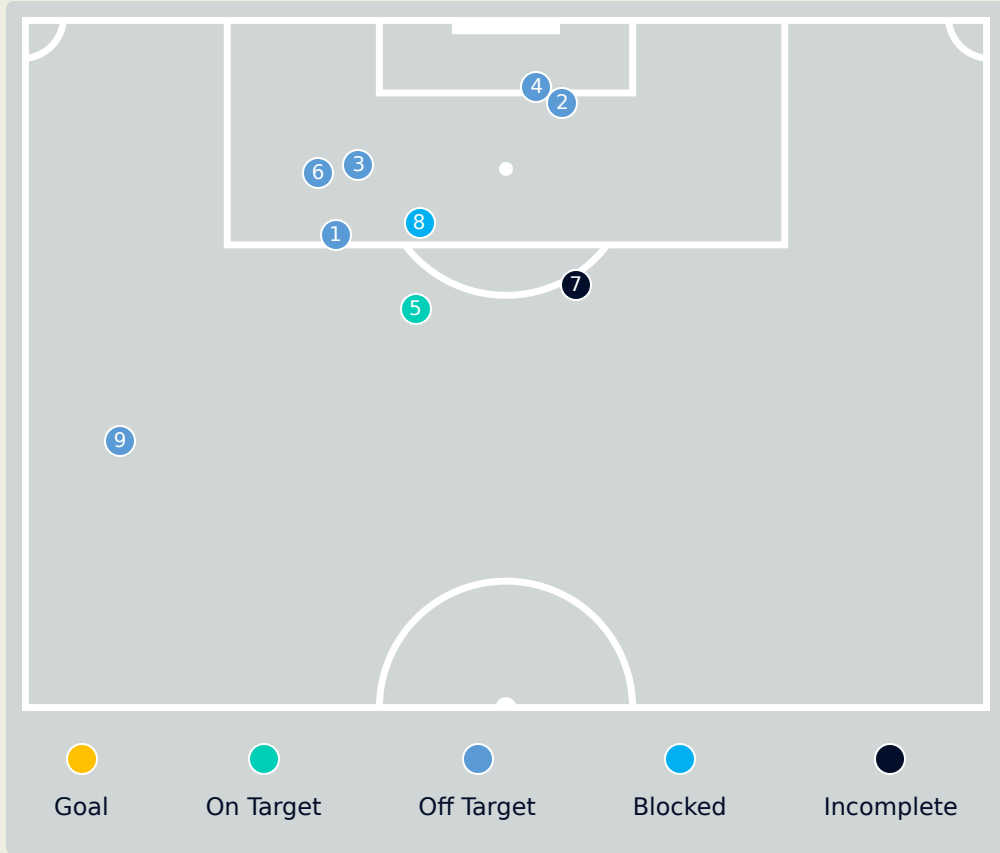
Key	Outcome	Shots
●	Goals	0
●	On Target	4
●	Off Target	5
●	Blocked	2
●	Incomplete	1

Attempts at Goal

Uzbekistan

Time	Player	Outcome	Body Part	Delivery Type
23	14 SHOMURODOV Eldor	Off Target	Right Foot	Cross
24	10 JALOLIDDINOV Jasurbek	Incomplete - Player On Ball Error	Right Foot	Pass
24	17 KHOLMATOV Diyor	Deflected On Target - Saved	Right Foot	Pass
34	13 ABDIRAKHMATOV Zafarmurod	Incomplete - Blocked	Right Foot	Pass
37	10 JALOLIDDINOV Jasurbek	Off Target	Left Foot	Pass
41	10 JALOLIDDINOV Jasurbek	On Target - Saved	Left Foot	Pass
43	13 ABDIRAKHMATOV Zafarmurod	On Target - Saved	Right Foot	Loose Ball
52	10 JALOLIDDINOV Jasurbek	Off Target	Left Foot	Freekick
66	14 SHOMURODOV Eldor	On Target - Saved	Right Foot	Pass
74	7 FAYZULLAEV Abbosbek	Deflected Off Target - Defensive Event	Right Foot	Pass
76	4 ALIKULOV Khusniddin	Incomplete - Blocked	Right Foot	Pass
81	9 NORCHAEV Khusain	Off Target	Head	Pass

Attempts at Goal



Key	Outcome	Shots
●	Goals	0
●	On Target	1
●	Off Target	6
●	Blocked	1
●	Incomplete	1

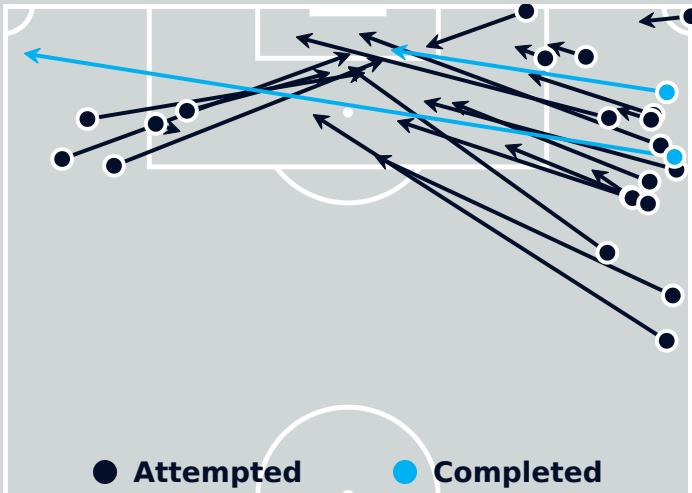
Attempts at Goal

Time	Player	Outcome	Body Part	Delivery Type
6	13 KARIM EL DEBES	Off Target	Right Foot	Pass
10	9 OSAMA FAISAL	Off Target	Left Foot	Pass
42	10 IBRAHIM ADEL	Off Target	Right Foot	Pass
56	14 ZIZO	Off Target	Right Foot	Cross
59	17 MOHAMED ELNENY	On Target - Saved	Right Foot	Pass
63	10 IBRAHIM ADEL	Off Target	Right Foot	Ball Progression
69	17 MOHAMED ELNENY	Deflected On Target - Defensive Event	Right Foot	Ball Progression
69	10 IBRAHIM ADEL	Incomplete - Blocked	Right Foot	Pass
91	12 AHMED KOKA	Off Target - Saved	Left Foot	Loose Ball

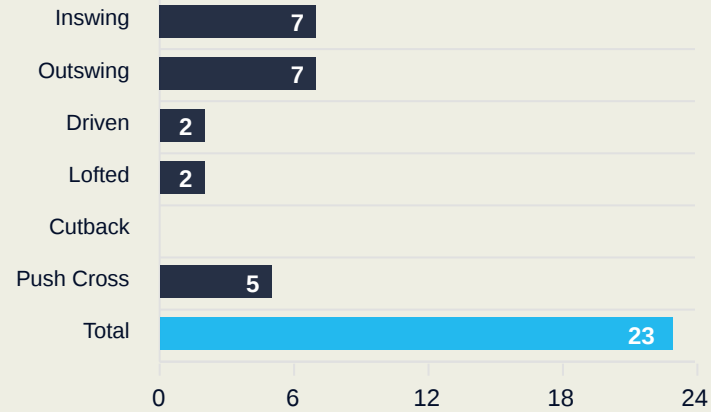
Uzbekistan

Crosses (Open Play)

Cross Locations



Delivery Type



Cross Zones



Attempted

23

Completed

2

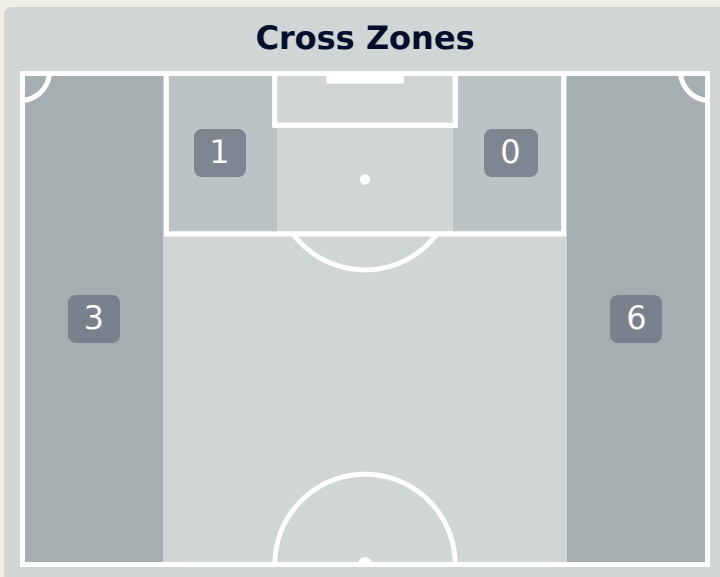
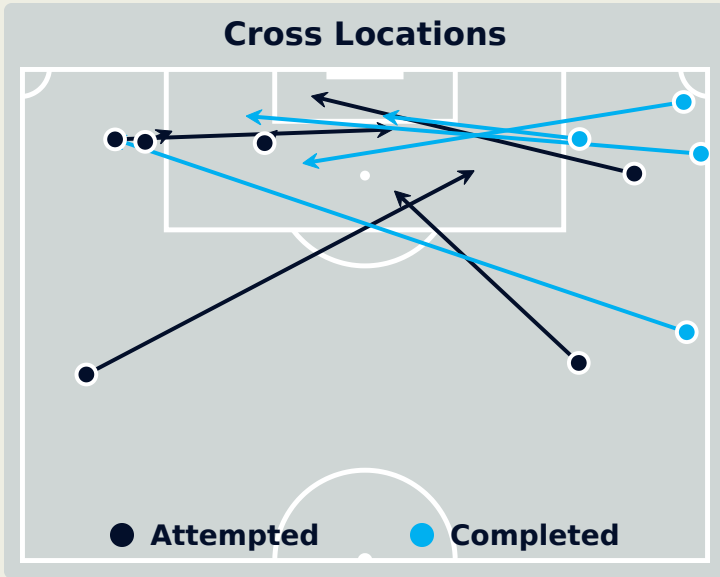
Most Crosses Attempted

7

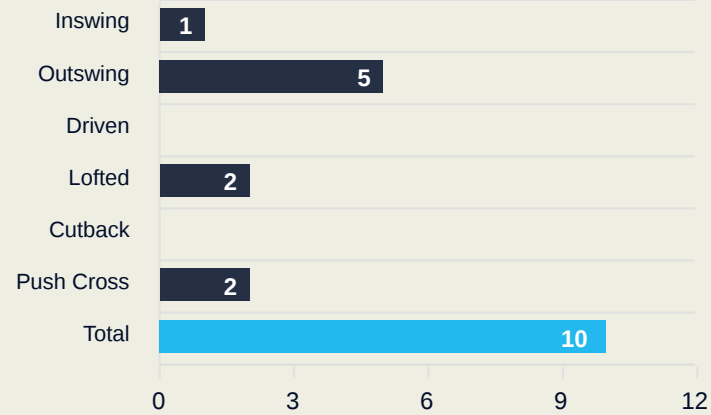
HAMRALIEV Muhammadkodir
RIGHT BACK

#	Player	Inswing	Outswing	Driven	Lofted	Cutback	Push Cross	Total Attempted
1	NEMATOV Abduvohid	0	0	0	0	0	0	0
3	KHUSANOV Abdukodir	0	0	0	0	0	0	0
4	ALIKULOV Khusniddin	0	0	0	0	0	0	0
5	HAMRALIEV Muhammadkodir	6	0	1	0	0	0	7
7	FAYZULLAEV Abbosbek	0	2	1	1	0	1	5
10	JALOLIDDINOV Jasurbek	0	2	0	0	0	0	2
11	URUNOV Oston	0	0	0	0	0	0	0
13	ABDIRAKHMATOV Zafarmurod	1	0	0	0	0	0	1
14	SHOMURODOV Eldor	0	0	0	0	0	3	3
17	KHOLMATOV Diyor	0	0	0	0	0	0	0
18	BURIEV Abdurauf	0	0	0	0	0	0	0
8	JIYANOV Ruslanbek	0	2	0	1	0	1	4
9	NORCHAEV Khusain	0	0	0	0	0	0	0
15	RAKHMONTALIEV Umarali	0	0	0	0	0	0	0
19	IBRAGIMOV Ibrokhim	0	1	0	0	0	0	1
20	ODILOV Alisher	0	0	0	0	0	0	0

Crosses (Open Play)



Delivery Type



Attempted

10

Completed

4

Most Crosses Attempted

3

AHMED EID
RIGHT BACK

#	Player	Inswing	Outswing	Driven	Lofted	Cutback	Push Cross	Total Attempted
1	HAMZA ALAA	0	0	0	0	0	0	0
2	OMAR FAYED	0	0	0	0	0	0	0
4	AHMED EID	0	3	0	0	0	0	3
5	HOSSAM ABDELMAGUID	0	0	0	0	0	0	0
6	MOHAMED SHEHATA	0	0	0	0	0	0	0
9	OSAMA FAISAL	0	0	0	0	0	1	1
10	IBRAHIM ADEL	1	0	0	0	0	1	2
12	AHMED KOKA	0	0	0	0	0	0	0
13	KARIM EL DEBES	0	1	0	0	0	0	1
14	ZIZO	0	1	0	1	0	0	2
17	MOHAMED ELNENY	0	0	0	0	0	0	0
3	AHMED ATEF	0	0	0	1	0	0	1
8	ZIAD KAMAL	0	0	0	0	0	0	0
11	MOSTAFA SAAD	0	0	0	0	0	0	0
18	BILAL MAZHAR	0	0	0	0	0	0	0

Offering to Receive

Uzbekistan

400
Total Offers Made

143
Total Offers Received

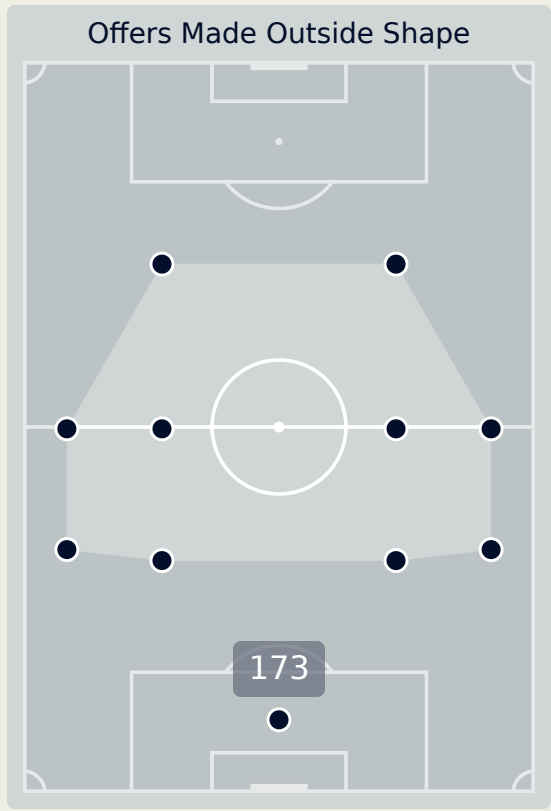
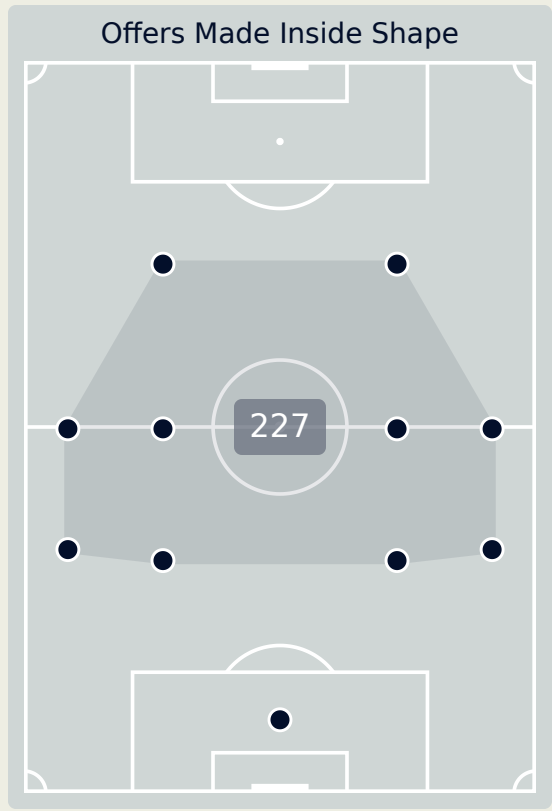
Most Offers
58
FAYZULLAEV Abbosbek
RIGHT WINGER

#	Player	Offers Made	Offers Received	% Made & Received
1	NEMATOV Abduvohid	2	2	100%
3	KHUSANOV Abdukodir	11	6	54.5%
4	ALIKULOV Khusniddin	13	7	53.8%
5	HAMRALIEV Muhammadkodir	40	12	30%
7	FAYZULLAEV Abbosbek	58	17	29.3%
10	JALOLIDDINOV Jasurbek	37	16	43.2%
11	URUNOV Oston	17	6	35.3%
13	ABDIRAKHMATOV Zafarmurod	24	7	29.2%
14	SHOMURODOV Eldor	49	16	32.7%
17	KHOLMATOV Diyor	39	14	35.9%
18	BURIEV Abdurauf	38	21	55.3%
8	JIYANOV Ruslanbek	23	6	26.1%
9	NORCHAEV Khusain	16	3	18.8%
15	RAKHMIONALIEV Umarali	13	4	30.8%
19	IBRAGIMOV Ibrokhim	14	5	35.7%
20	ODILOV Alisher	6	1	16.7%

186
Offers Made in Final Third

180
Offers Made in Middle Third

34
Offers Made in Defensive Third



Offering to Receive

181

Total Offers Made

58

Total Offers Received

Most Offers

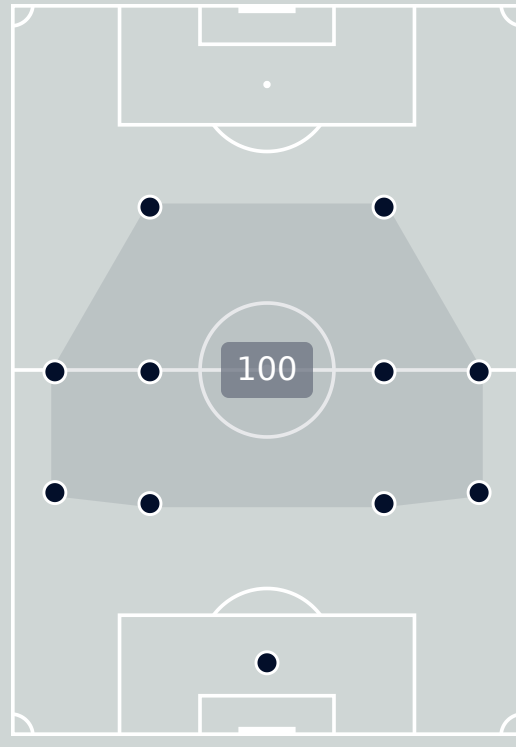
56

OSAMA FAISAL
CENTRE FORWARD

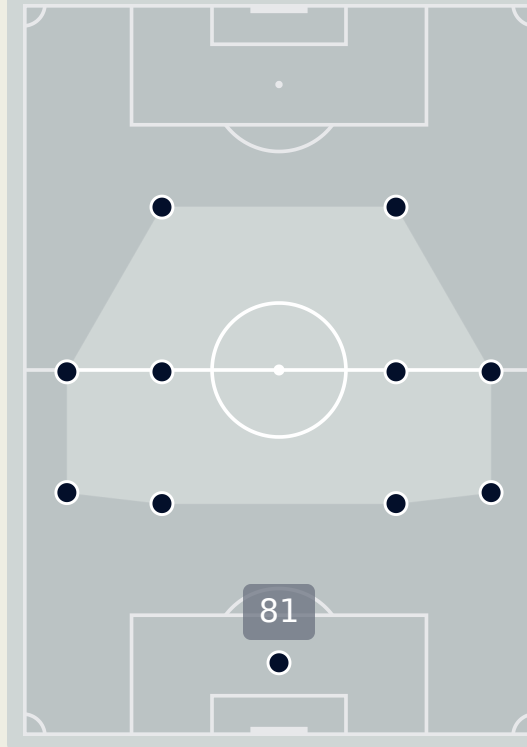
72

Offers Made in Final Third

Offers Made Inside Shape



Offers Made Outside Shape



84

Offers Made in Middle Third

25

Offers Made in Defensive Third

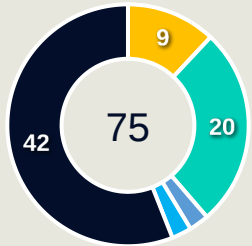
#	Player	Offers Made	Offers Received	% Made & Received
1	HAMZA ALAA	2	1	50%
2	OMAR FAYED	4	1	25%
4	AHMED EID	11	3	27.3%
5	HOSSAM ABDELMAGUID	17	8	47.1%
6	MOHAMED SHEHATA	21	5	23.8%
9	OSAMA FAISAL	56	14	25%
10	IBRAHIM ADEL	17	3	17.6%
12	AHMED KOKA	5	3	60%
13	KARIM EL DEBES	19	10	52.6%
14	ZIZO	8	3	37.5%
17	MOHAMED ELNENY	13	6	46.2%
3	AHMED ATEF	6	0	0%
8	ZIAD KAMAL	0	0	0%
11	MOSTAFA SAAD	2	1	50%
18	BILAL MAZHAR	0	0	0%

Uzbekistan

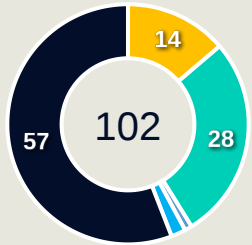
Movement to Receive

Movement Types by Phase

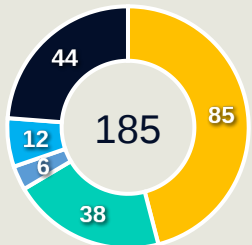
Final Third Phase



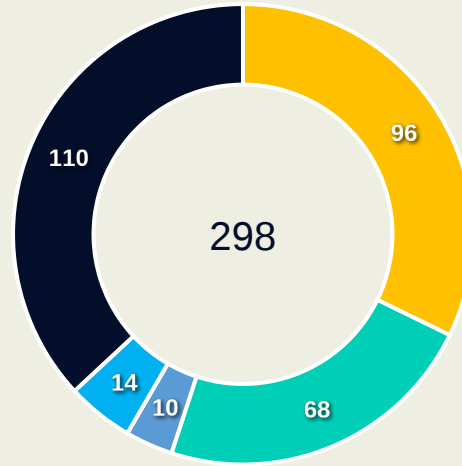
Progression Phase



Build Up Phase



All Movement Types

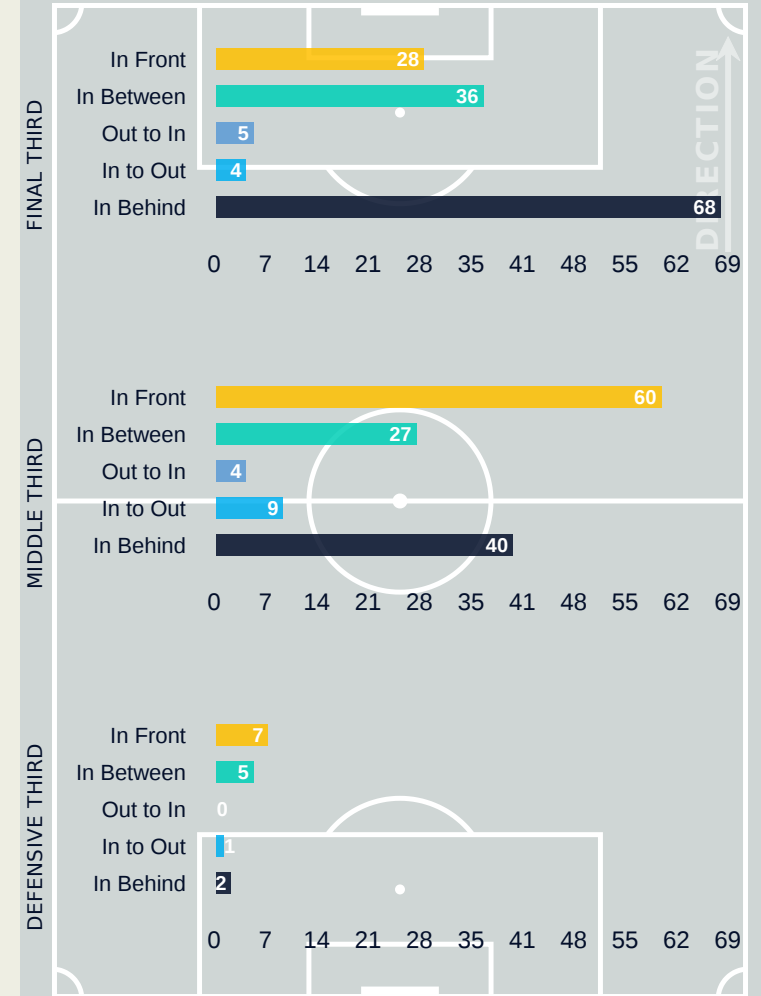


- In Front
- In Between
- Out to In
- In to Out
- In Behind

Top Ranked Players

Type	Player	Movements
In Front	18 BURIEV Abdurauf	25
In Between	14 SHOMURODOV Eldor	27
Out to In	7 FAYZULLAEV Abbosbek	5
In to Out	14 SHOMURODOV Eldor	3
In Behind	7 FAYZULLAEV Abbosbek	25

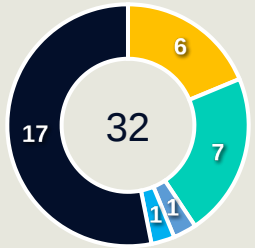
Movement Types Pitch Third



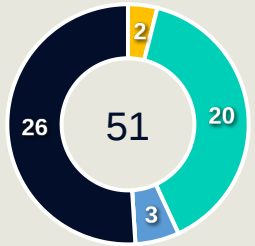
Movement to Receive

Movement Types by Phase

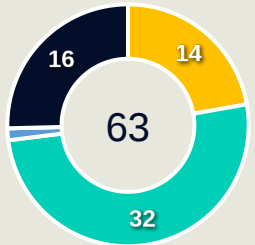
Final Third Phase



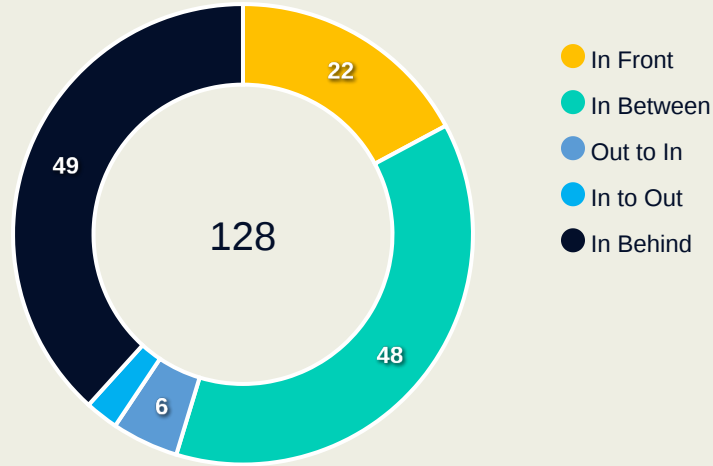
Progression Phase



Build Up Phase



All Movement Types

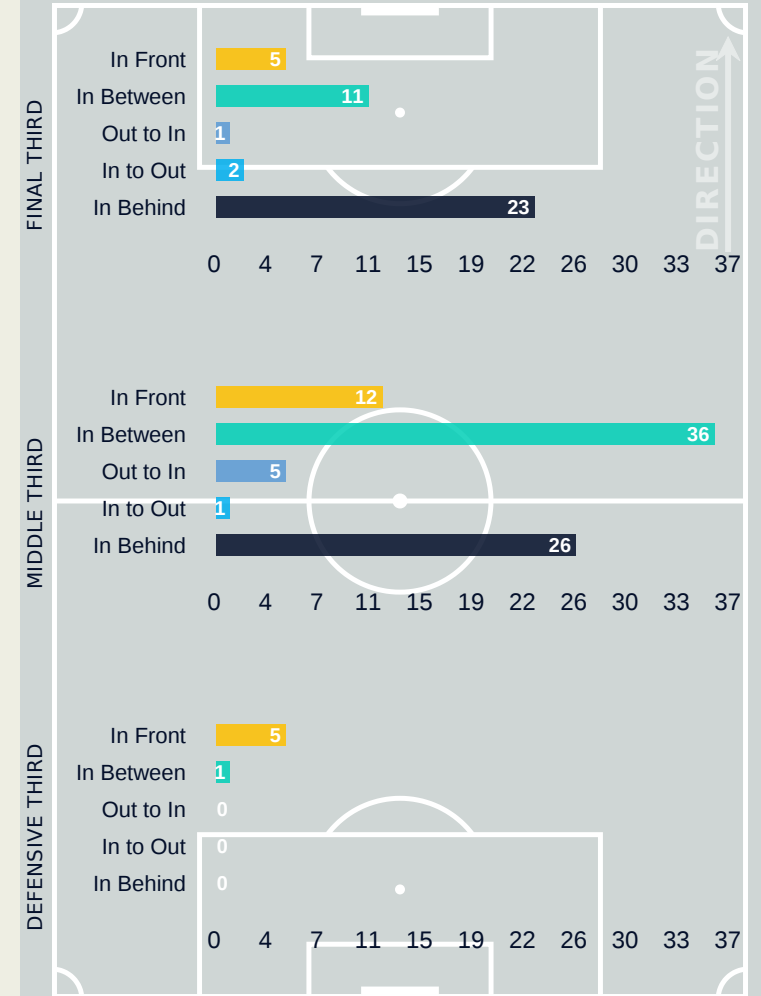


- In Front
- In Between
- Out to In
- In to Out
- In Behind

Top Ranked Players

Type	Player	Movements
In Front	6 MOHAMED SHEHATA	8
In Between	9 OSAMA FAISAL	29
Out to In	6 MOHAMED SHEHATA	2
In to Out	9 OSAMA FAISAL	1
In Behind	9 OSAMA FAISAL	18

Movement Types Pitch Third



FIFA[®]
2024

OUT OF POSSESSION

Uzbekistan 0 - 1 Egypt

Uzbekistan

#	Player	Total Possession Regains
1	NEMATOV Abduvohid	5
3	KHUSANOV Abdukodir	5
4	ALIKULOV Khusniddin	3
5	HAMRALIEV Muhammadkodir	9
7	FAYZULLAEV Abbosbek	3
10	JALOLIDDINOV Jasurbek	5
11	URUNOV Oston	0
13	ABDIRAKHMATOV Zafarmurod	9
14	SHOMURODOV Eldor	2
17	KHOLMATOV Diyor	1
18	BURIEV Abdurauf	0
8	JIYANOV Ruslanbek	1
9	NORCHAEV Khusain	0
15	RAKHMONALIEV Umarali	3
19	IBRAGIMOV Ibrokhim	3
20	ODILOV Alisher	0

Defensive Actions

47

Forced Turnovers

49

Possession Regained

10

Interceptions

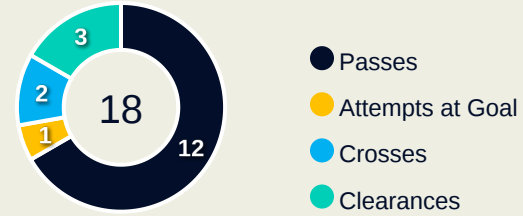
27

Tackles

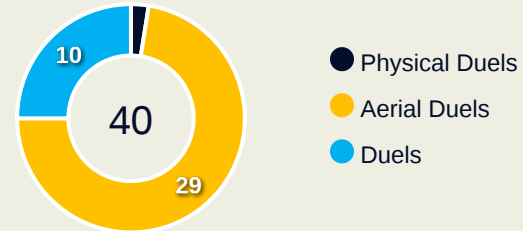
5.28

Possession Actions / Defensive Action

Blocks



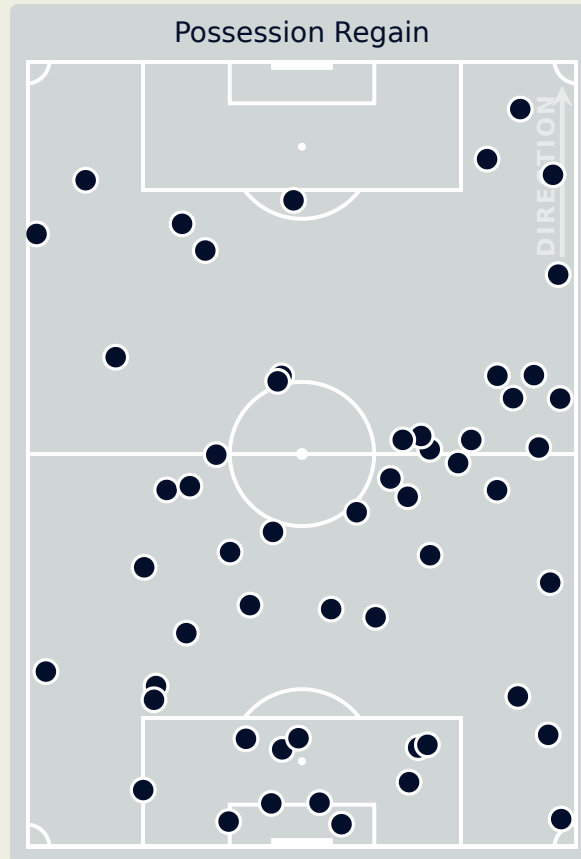
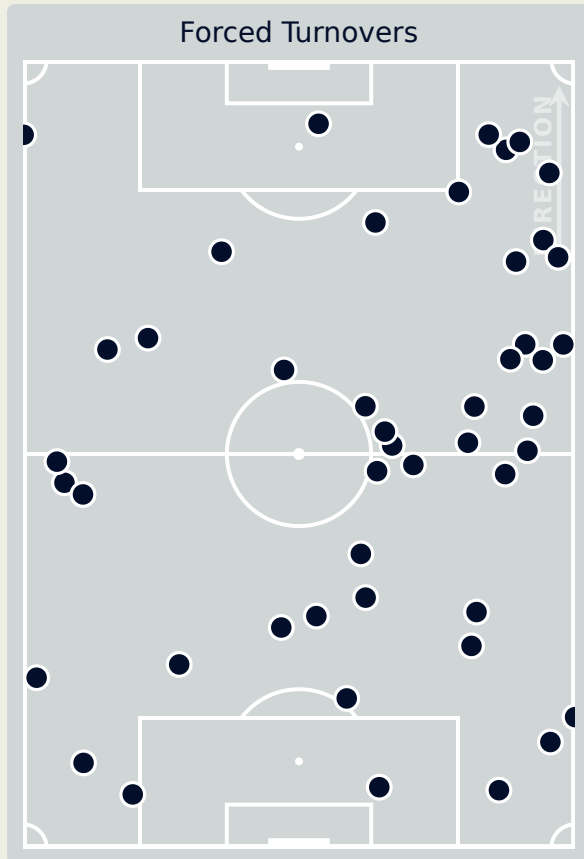
Possession Contests



Most Possession Regains

9

HAMRALIEV Muhammadkodir
RIGHT BACK



Defensive Actions

57

Forced Turnovers

65

Possession Regained

8

Interceptions

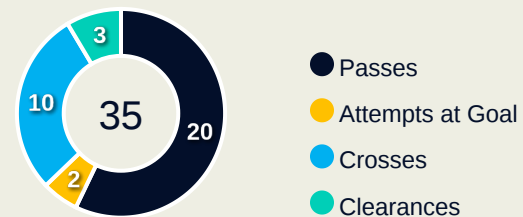
28

Tackles

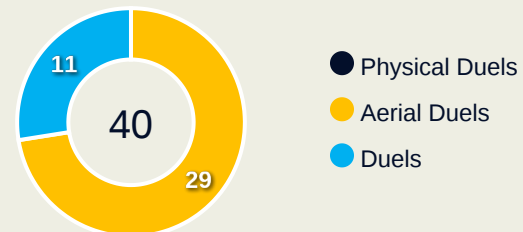
2.75

Possession Actions / Defensive Action

Blocks



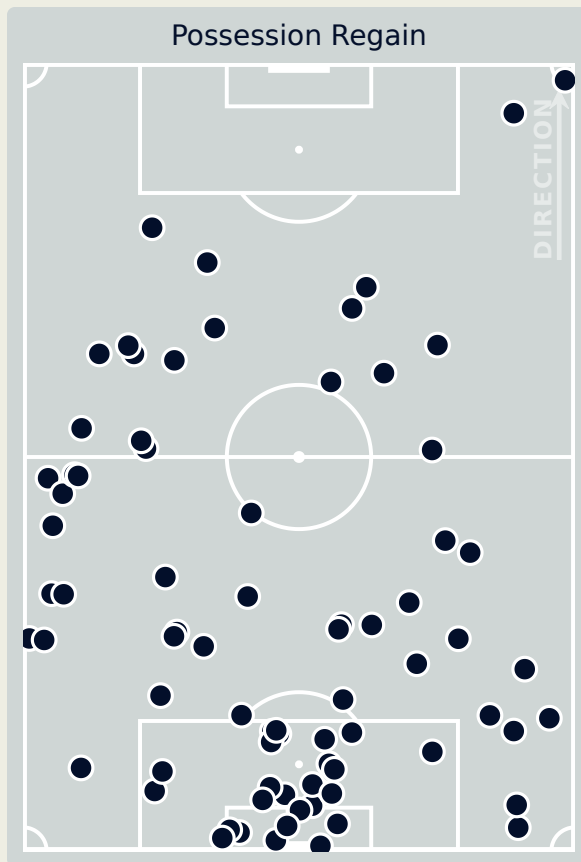
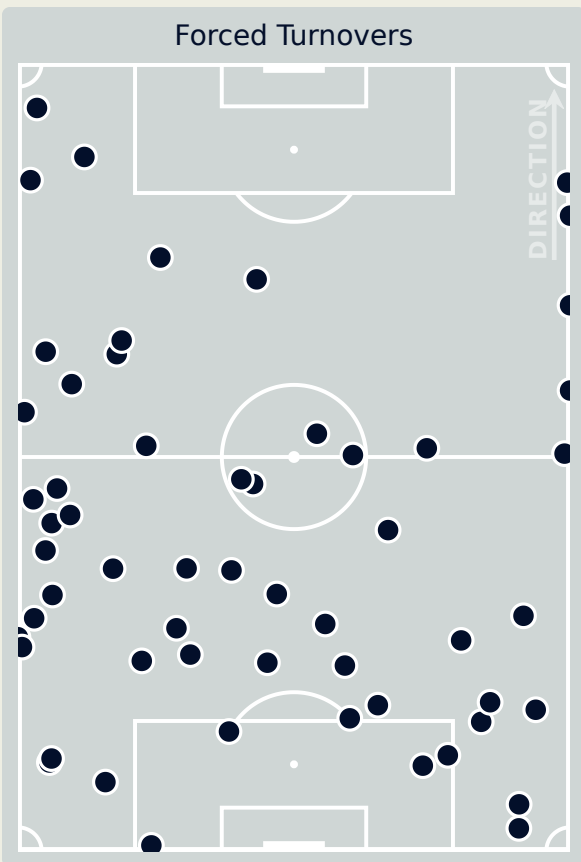
Possession Contests



Most Possession Regains

14

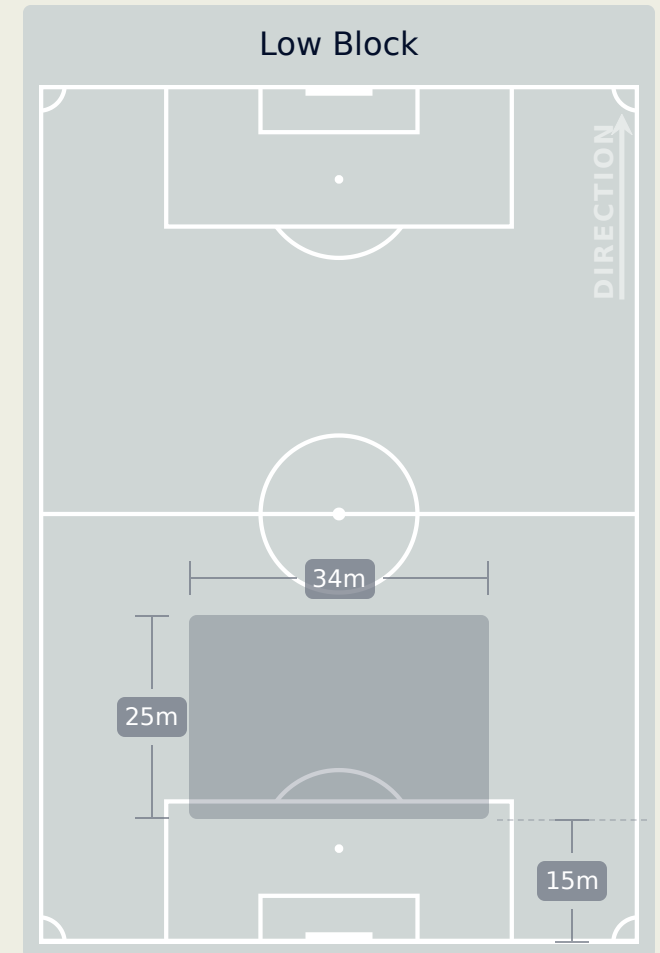
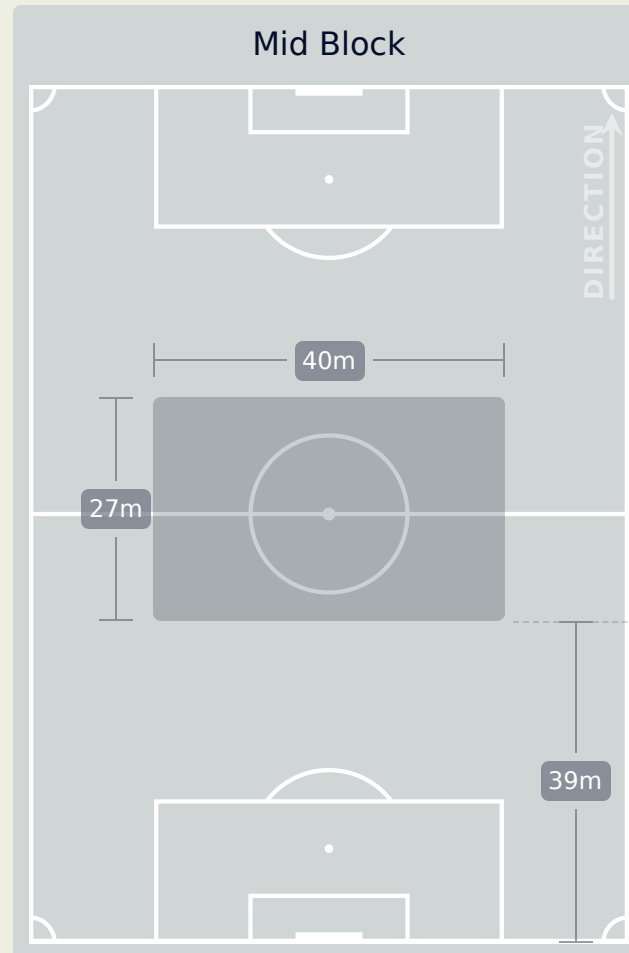
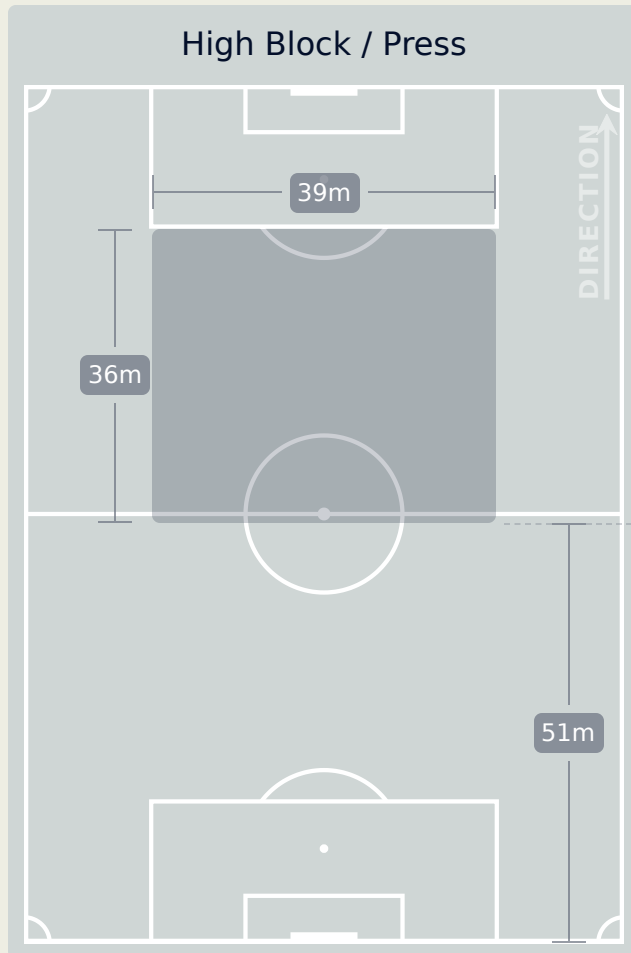
OMAR FAYED
RIGHT CENTRE BACK



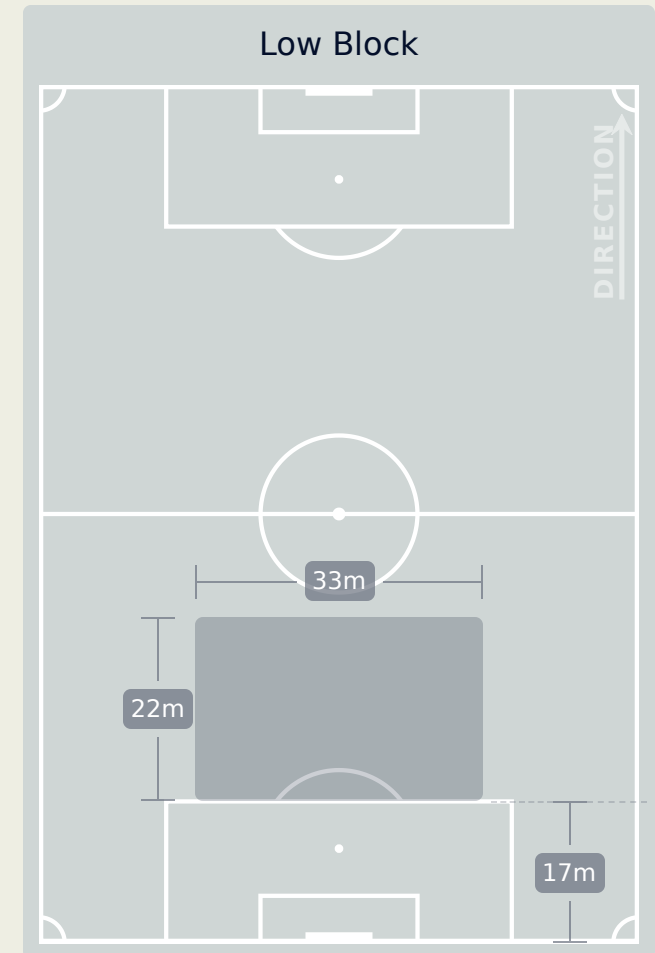
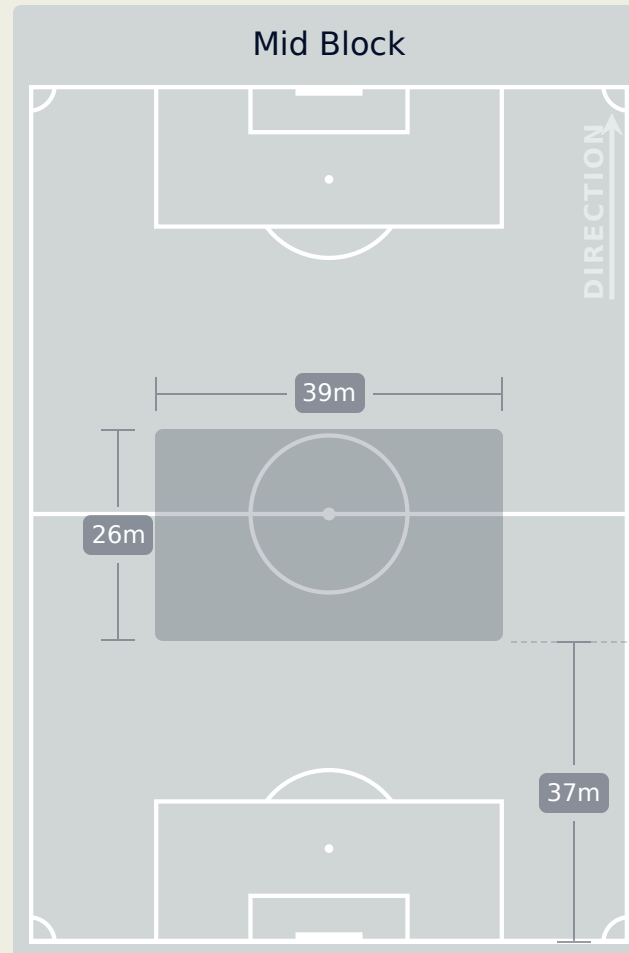
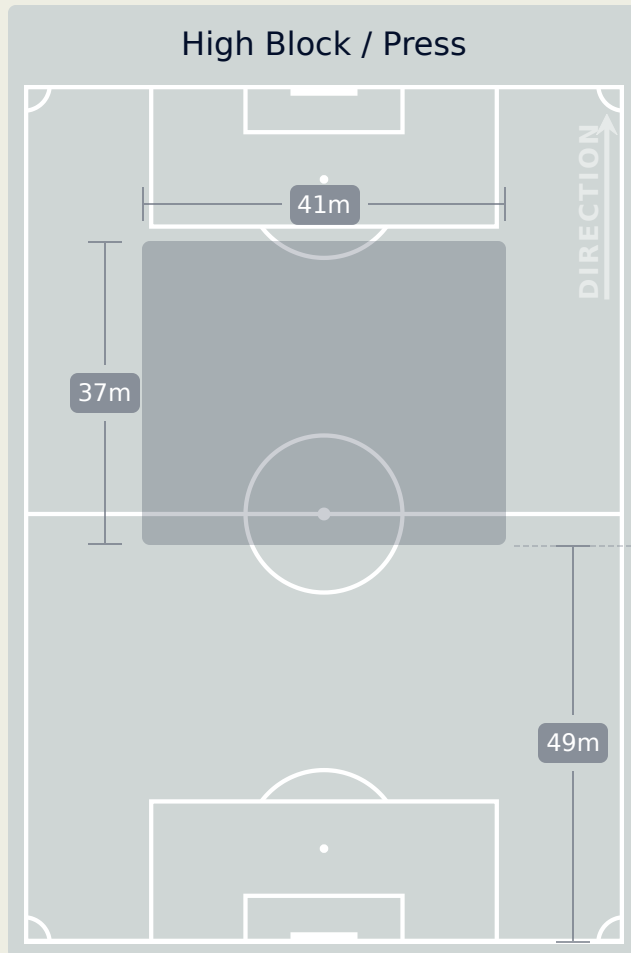
#	Player	Total Possession Regains
1	HAMZA ALAA	11
2	OMAR FAYED	14
4	AHMED EID	4
5	HOSSAM ABDELMAGUID	9
6	MOHAMED SHEHATA	1
9	OSAMA FAISAL	4
10	IBRAHIM ADEL	3
12	AHMED KOKA	8
13	KARIM EL DEBES	5
14	ZIZO	0
17	MOHAMED ELNENY	4
3	AHMED ATEF	1
8	ZIAD KAMAL	0
11	MOSTAFA SAAD	1
18	BILAL MAZHAR	0

Defensive Line Height & Team Length

Uzbekistan




Defensive Line Height & Team Length



Defensive Pressure

Uzbekistan



185	Total Pressures	182
52	Direct Pressures	38
1.74s	Avg Pressure Duration	1.47s
47	Forced Turnovers	57
7.71s	Ball Recovery Time	15.47s
57	Pushing on into Pressing	49
135	Pushing on	138
32	Pressing Direction Inside	27
106	Pressing Direction Outside	122

Most Direct Pressures

8


HAMRALIEV
Muhammadvodir
 RIGHT BACK

Most Direct Pressures

10

KARIM EL DEBES
 LEFT BACK

Egypt



FIFA®
2024

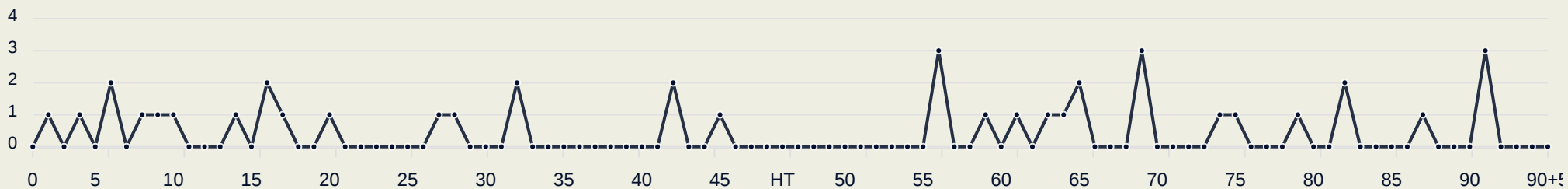
GOALKEEPING

Uzbekistan 0 - 1 Egypt

Goalkeeping Involvement

Uzbekistan

Uzbekistan GK Involvement Timeline

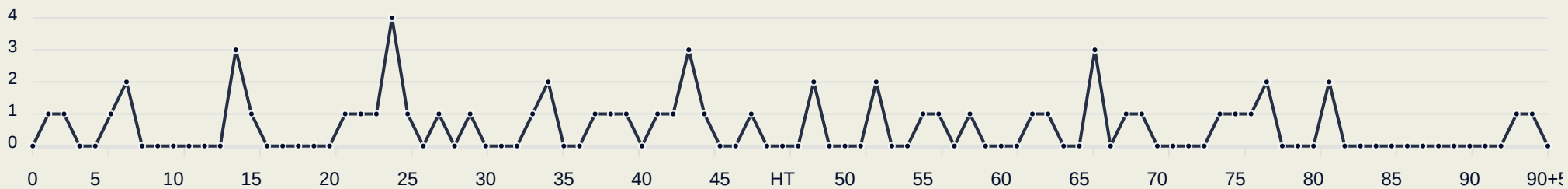


40

Total Involvements

Egypt

Egypt GK Involvement Timeline

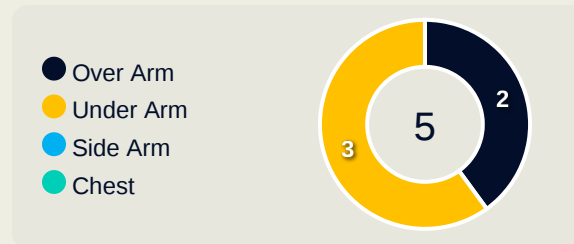
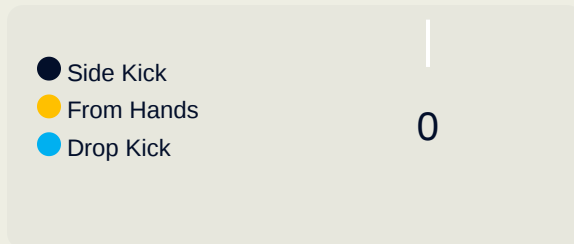
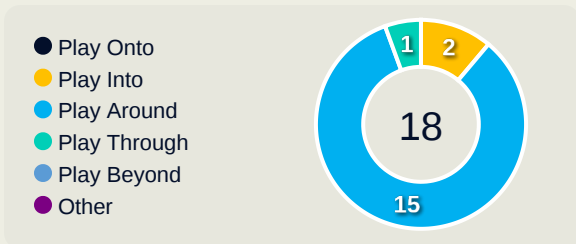
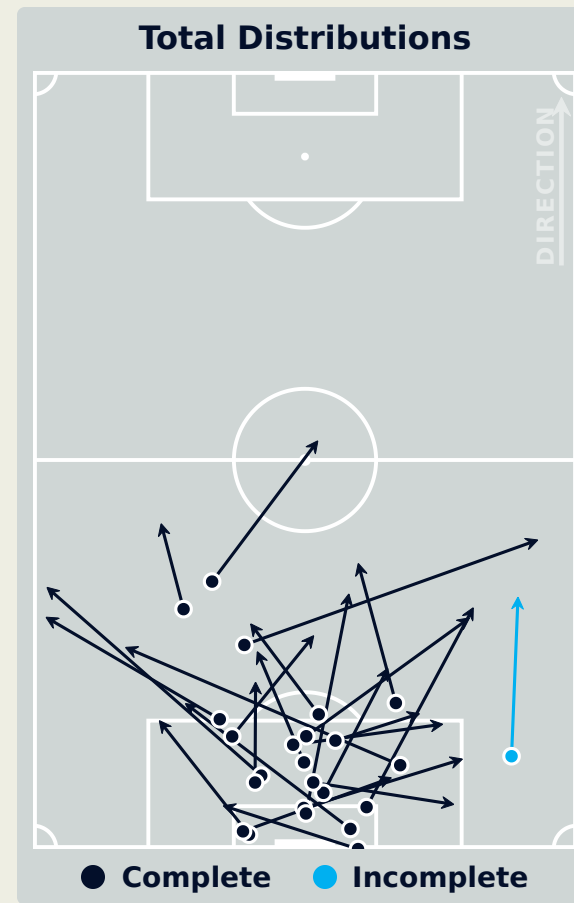
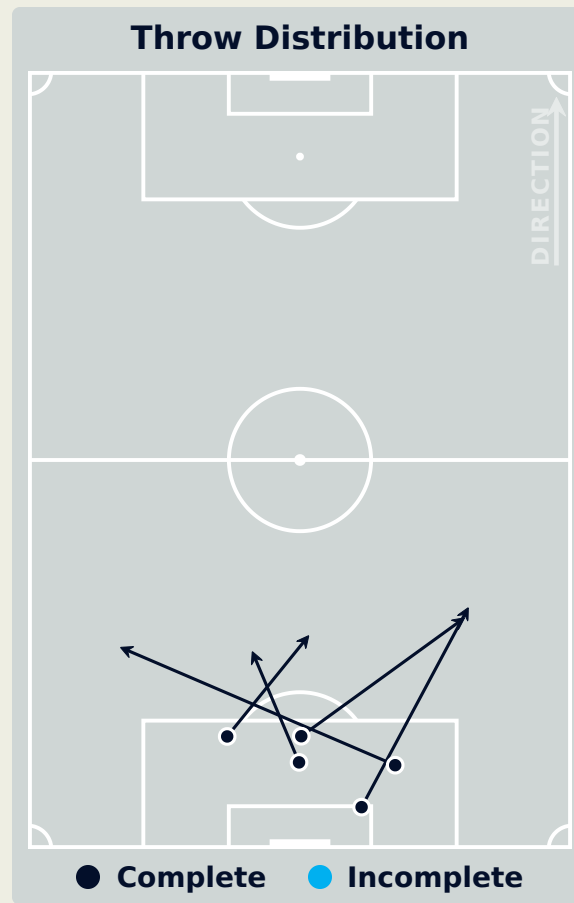
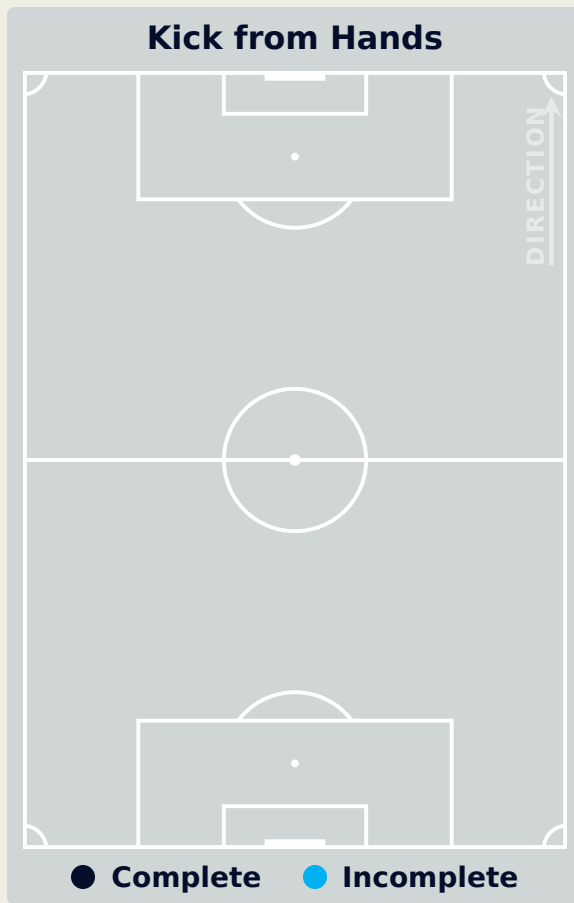
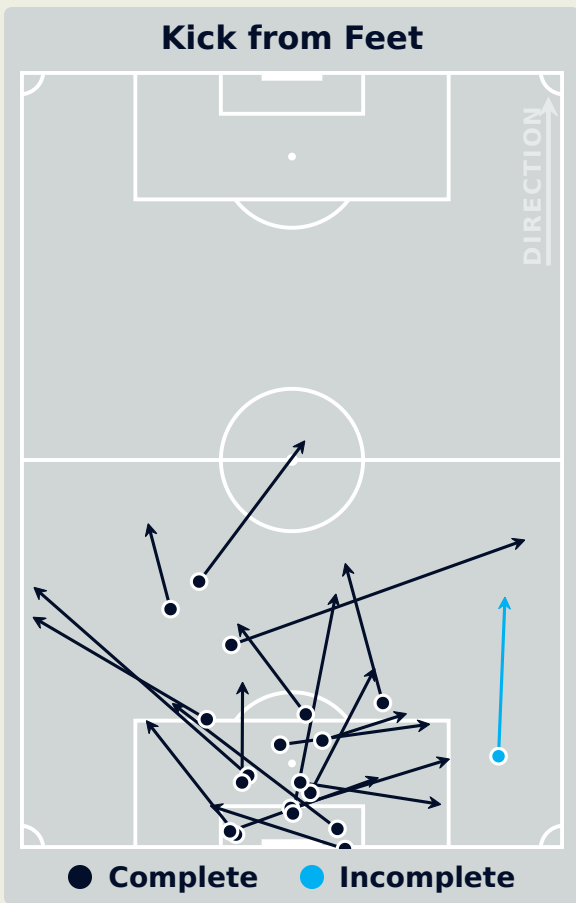


55

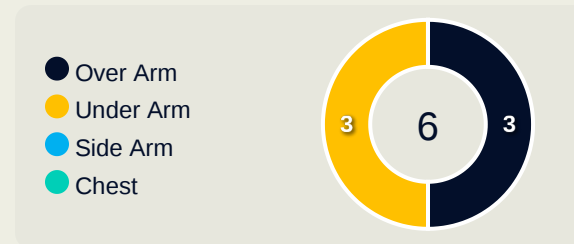
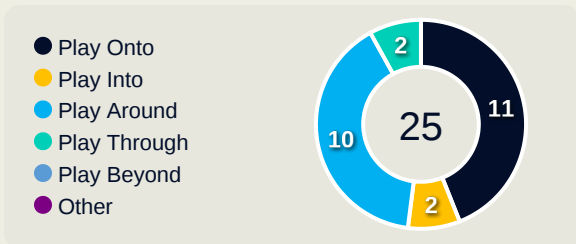
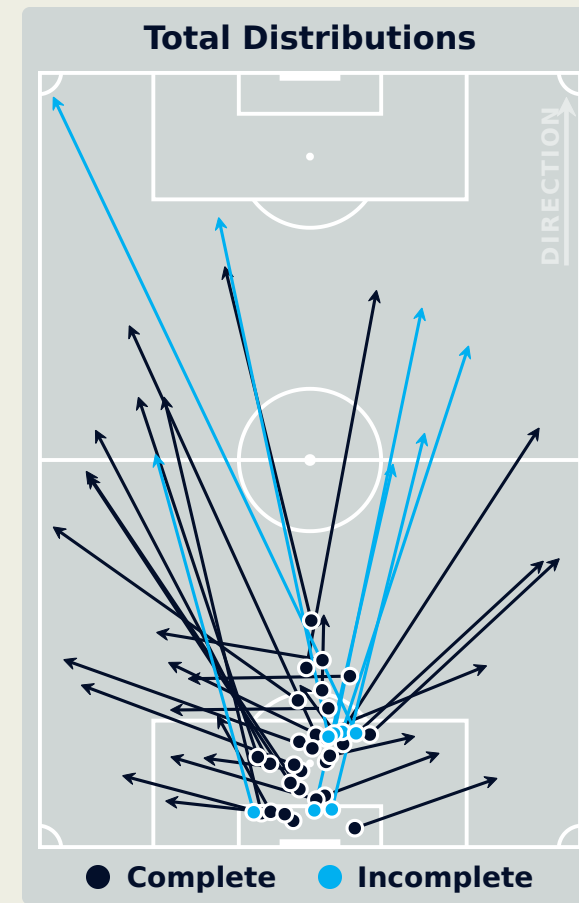
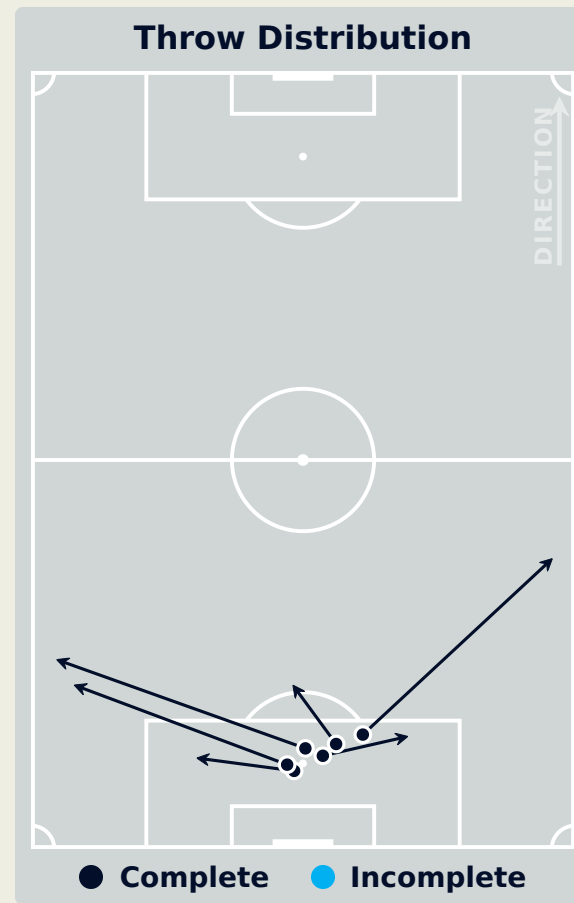
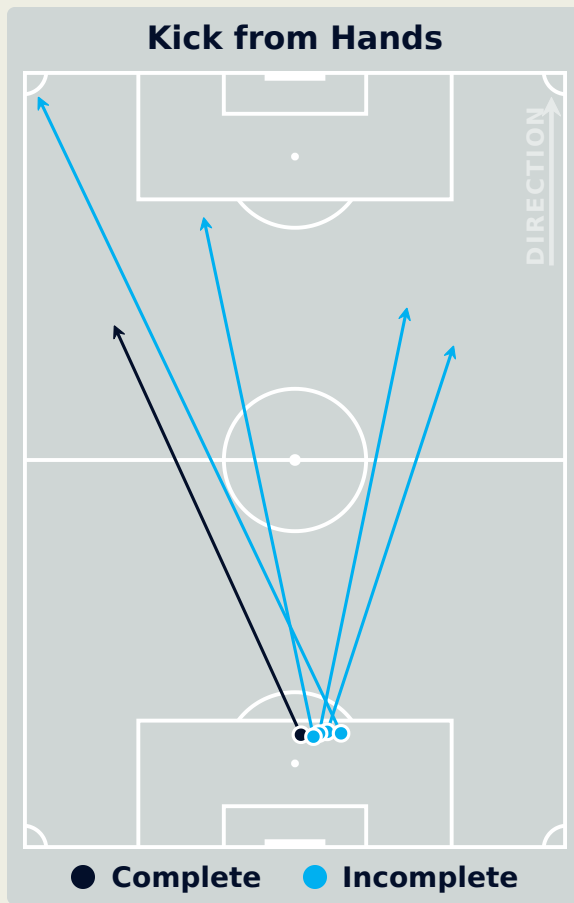
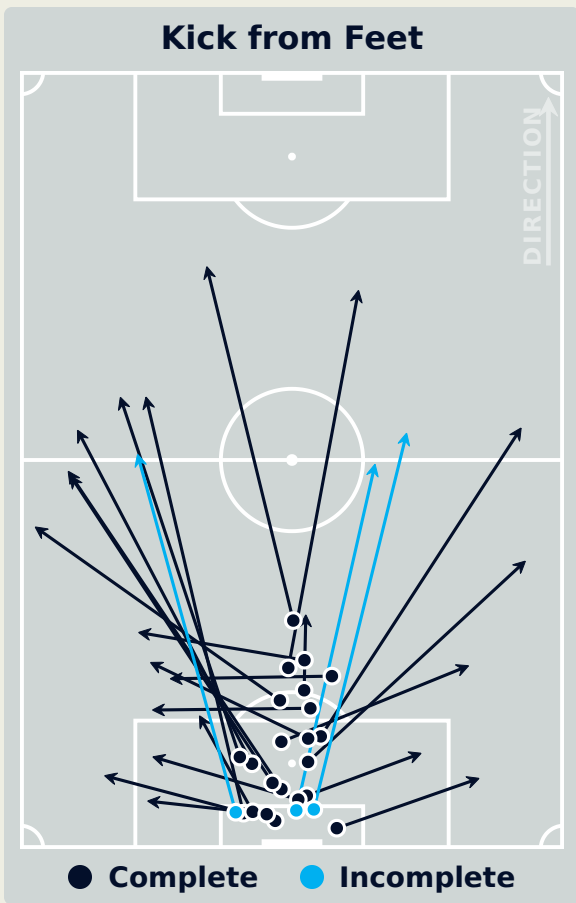
Total Involvements

Uzbekistan

Goalkeeping Distribution

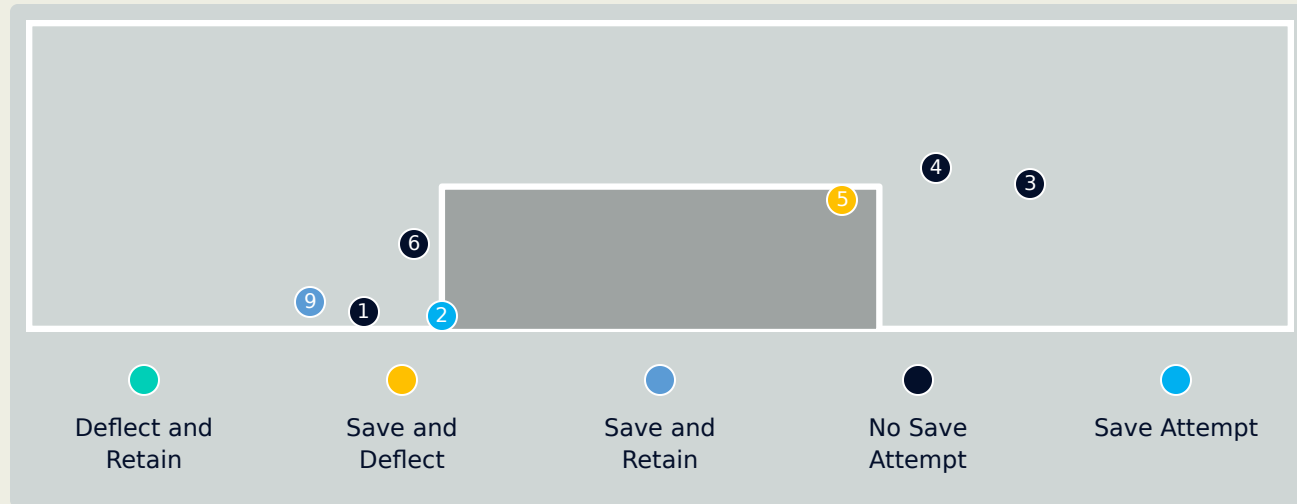
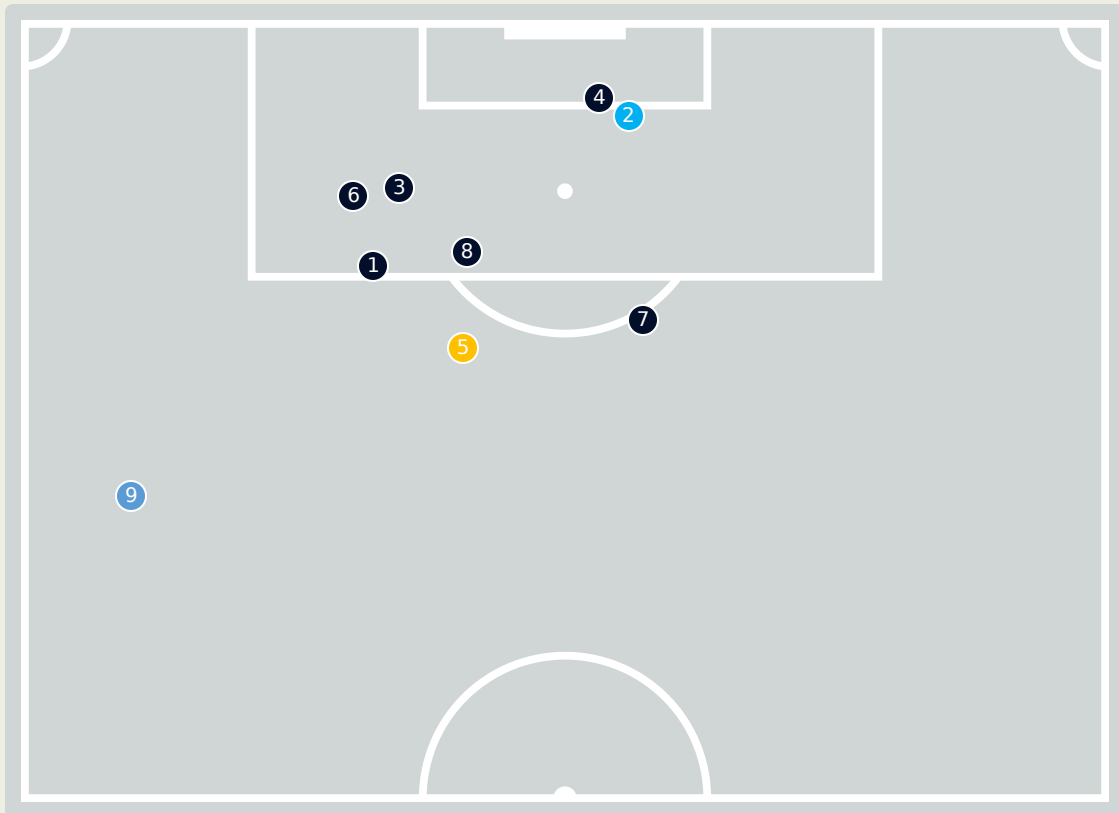


Goalkeeping Distribution



Uzbekistan

Goal Prevention

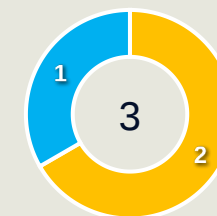


Intervention Type



- Teal circle: Deflect & Retain
- Yellow circle: Save & Deflect
- Blue circle: Save & Retain
- Black circle: No Save Attempt
- Light blue circle: Save Attempt

Intervention Body Type



- Black circle: Head
- Yellow circle: Hands
- Light blue circle: Upper Body
- Teal circle: Lower Body
- Blue circle: Feet

10

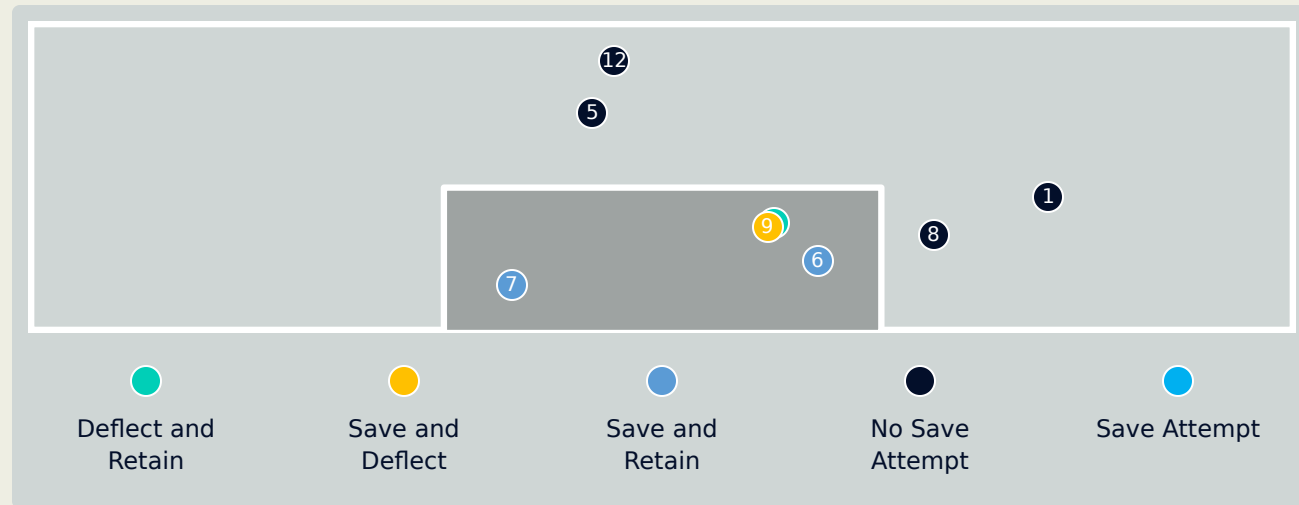
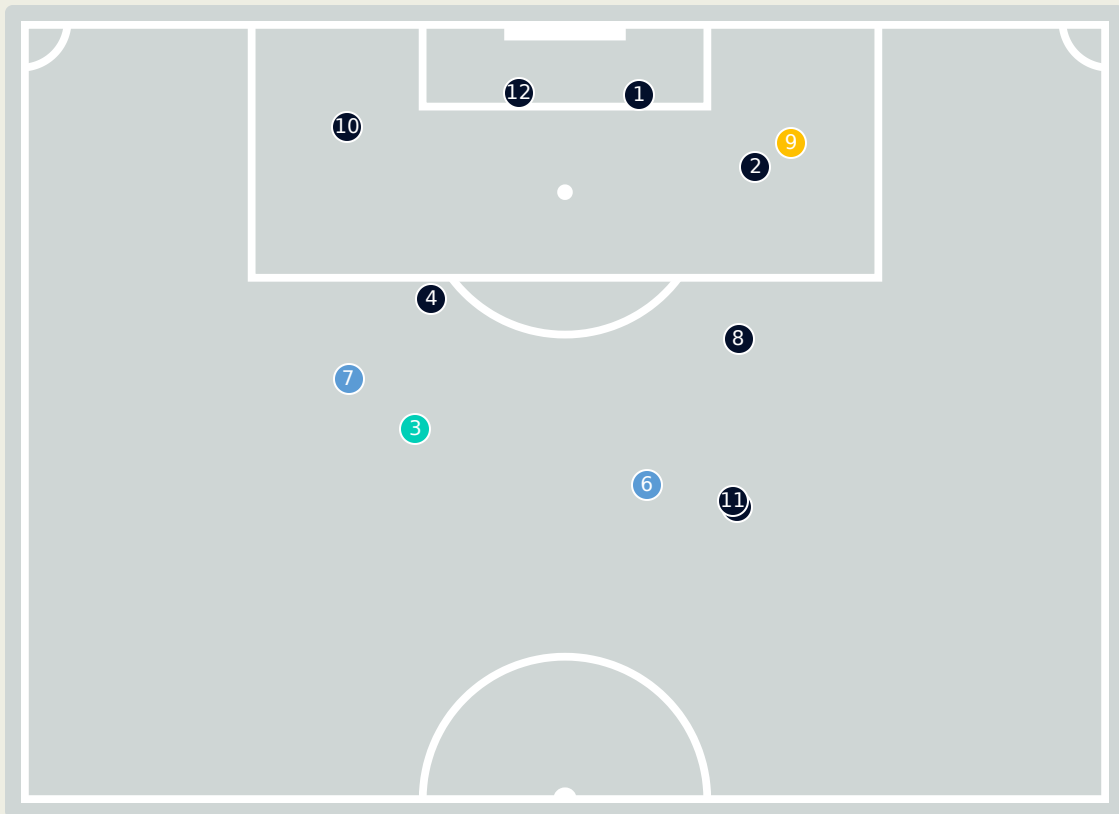
Total Attempts on Goal Faced

50

Save %

Total Attempts on Goal Faced	Total Goal Interventions	Save & Retain	Deflect & Retain	Save & Deflect	Save Attempt	No Save Attempt
10	2	1	0	1	1	7

Goal Prevention



- Deflect and Retain
- Save and Deflect
- Save and Retain
- No Save Attempt
- Save Attempt

12
Total Attempts on Goal Faced

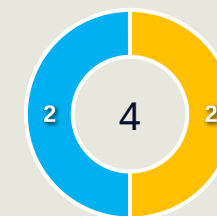
100
Save %

Intervention Type



- Deflect & Retain
- Save & Deflect
- Save & Retain
- No Save Attempt
- Save Attempt

Intervention Body Type

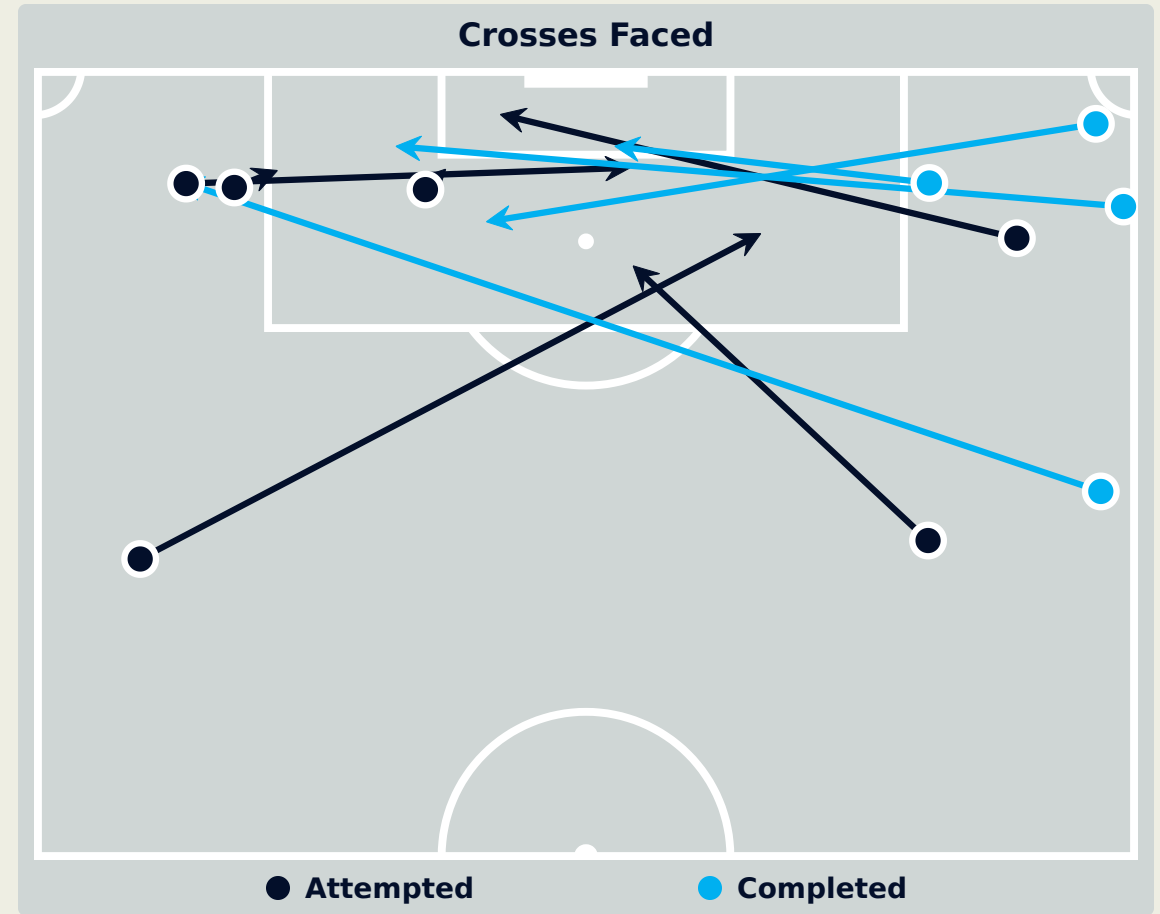
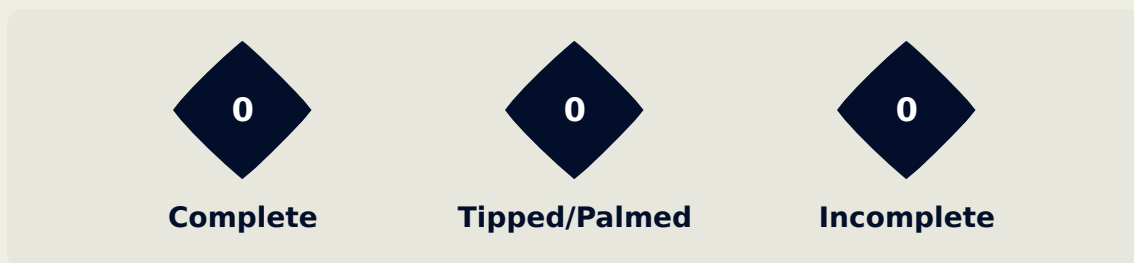


- Head
- Hands
- Upper Body
- Lower Body
- Feet

Total Attempts on Goal Faced	Total Goal Interventions	Save & Retain	Deflect & Retain	Save & Deflect	Save Attempt	No Save Attempt
12	3	2	0	1	0	8

Aerial Control

Uzbekistan

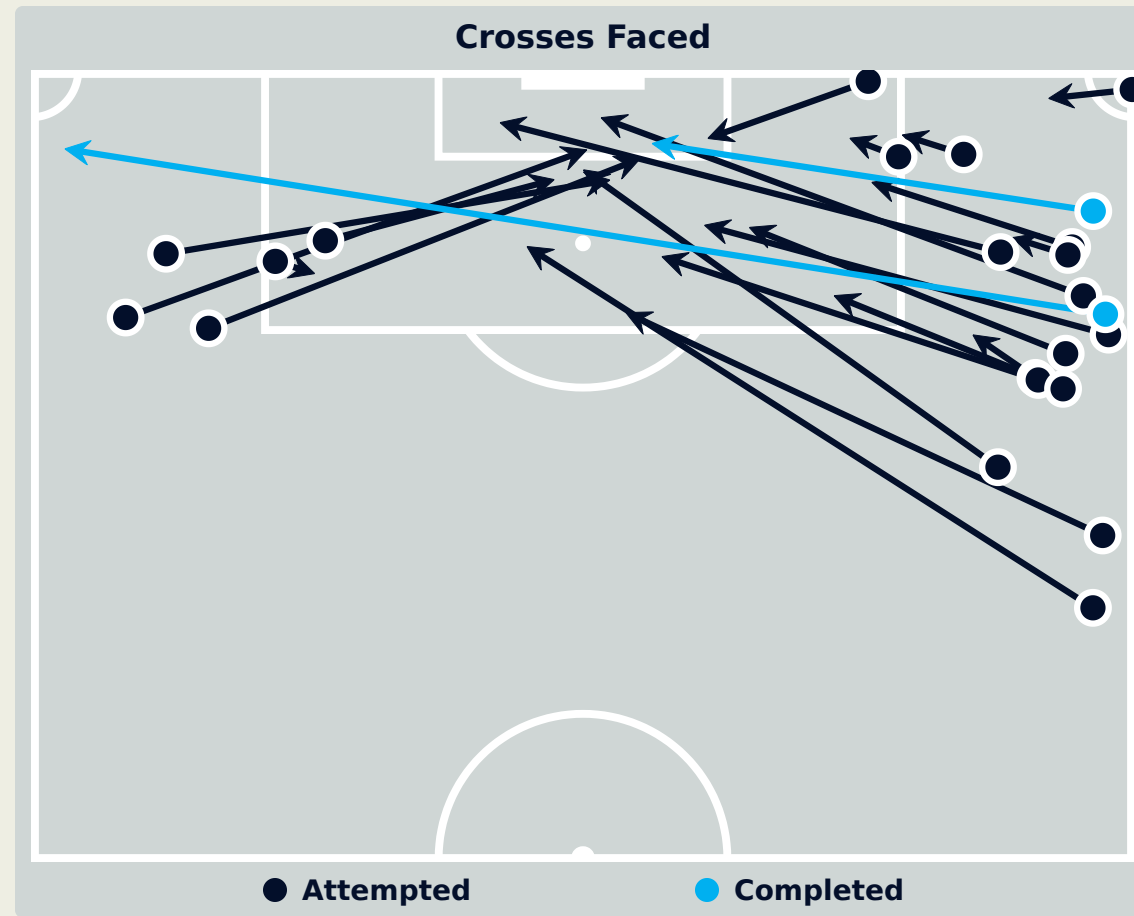
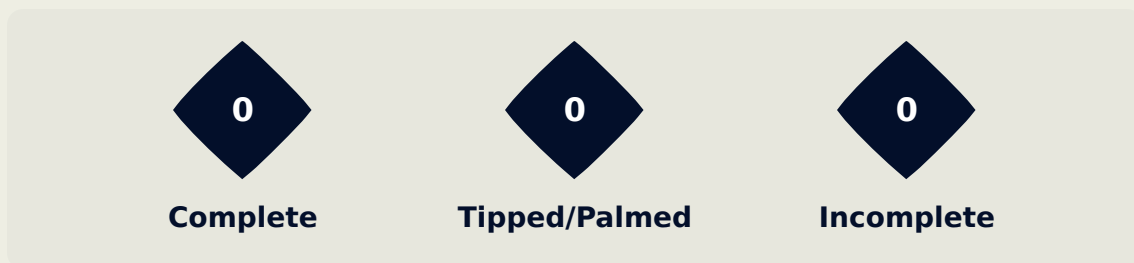


Delivery Types Faced

Total	In Swing	Out Swing	Driven	Lofted	Cutback	Push
15	4	7	0	2	0	2

Egypt

Aerial Control



Delivery Types Faced						
Total	In Swing	Out Swing	Driven	Lofted	Cutback	Push
30	9	11	2	3	0	5

FIFA[®]
2024

SET PLAYS

Uzbekistan 0 - 1 Egypt

Uzbekistan

Set Plays

34
Total Set Plays

11
Total Free Kicks

0
Total Penalties

9
Total Corners

14
Total Throw Ins

Free Kicks

Type	Total
Direct	9
Direct (on target)	0
Direct (off target)	1
Indirect	2

Corners

Delivery Type	From Left Side	From Right Side	Total
Direct to Area	4	3	7
Short	1	1	2
Edge of Penalty Area	0	0	0

Corners

Delivery Style	Total
Inswing	2
Outswing	4
Driven	0

Set Plays

32

Total Set Plays

10

Total Free Kicks

0

Total Penalties

2

Total Corners

20

Total Throw Ins

Free Kicks

Type	Total
Direct	9
Direct (on target)	0
Direct (off target)	0
Indirect	1

Corners

Delivery Type	From Left Side	From Right Side	Total
Direct to Area	1	1	2
Short	0	0	0
Edge of Penalty Area	0	0	0

Corners

Delivery Style	Total
Inswing	1
Outswing	1
Driven	0

FIFA®
2024

INDIVIDUAL DATA IN POSSESSION

Uzbekistan 0 - 1 Egypt

In Possession - Distributions

Uzbekistan

#	Player	Passes Attempted	Passes Completed	Pass Completion %	Switches of Play	Crosses Attempted	Crosses Completed	Line Breaks Attempted	Line Breaks Completed	Line Break Completion %	Ball Progressions	Take Ons	Step Ins	Attempts at Goal	Goals
1	NEMATOV Abduvohid	24	23	96%	1	0	0	5	4	80%	1	0	1	0	0
3	KHUSANOV Abdukodir	81	74	91%	0	0	0	18	14	78%	0	0	0	0	0
4	ALIKULOV Khusniddin	53	44	83%	1	0	0	10	6	60%	0	0	0	1	0
5	HAMRALIEV Muhammadkodir	38	34	89%	0	7	0	17	13	76%	2	2	0	0	0
7	FAYZULLAEV Abbosbek	43	33	77%	0	10	2	13	7	54%	1	0	1	1	0
10	JALOLIDDINOV Jasurbek	32	26	81%	2	4	0	12	9	75%	1	1	0	4	0
11	URUNOV Oston	14	11	79%	0	0	0	3	2	67%	2	2	0	0	0
13	ABDIRAKHMATOV Zafarmurod	57	52	91%	0	1	0	14	11	79%	1	0	1	2	0
14	SHOMURODOV Eldor	29	20	69%	0	3	0	9	6	67%	2	2	0	2	0
17	KHOLMATOV Diyor	42	38	90%	0	0	0	7	7	100%	2	2	0	1	0
18	BURIEV Abdurauf	42	39	93%	0	0	0	12	11	92%	0	0	0	0	0
8	JIYANOV Ruslanbek	12	7	58%	1	4	1	3	0	0%	0	0	0	0	0
9	NORCHAEV Khusain	6	4	67%	0	0	0	0	0	0%	1	1	0	1	0
15	RAKHMONTALIEV Umarali	31	24	77%	1	0	0	10	7	70%	0	0	0	0	0
19	IBRAGIMOV Ibrokhim	13	12	92%	0	1	0	2	2	100%	1	1	0	0	0
20	ODILOV Alisher	3	2	67%	0	0	0	0	0	0%	0	0	0	0	0

In Possession - Offers & Receptions

Uzbekistan

			Offer movement types						
#	Player	Total Offers	In Front	In Between	Out to In	In to Out	In Behind	No Movement	Offers Received
1	NEMATOV Abduvohid	2	0	0	0	0	0	2	2
3	KHUSANOV Abdukodir	11	0	0	0	0	2	9	6
4	ALIKULOV Khusniddin	13	3	0	0	0	1	9	7
5	HAMRALIEV Muhammadkodir	40	7	0	0	0	6	27	12
7	FAYZULLAEV Abbosbek	58	10	6	5	2	25	10	17
10	JALOLIDDINOV Jasurbek	37	11	10	0	2	5	9	16
11	URUNOV Oston	17	2	1	1	0	11	2	6
13	ABDIRAKHMATOV Zafarmurod	24	7	1	0	0	7	9	7
14	SHOMURODOV Eldor	49	4	27	0	3	14	1	16
17	KHOLMATOV Diyor	39	13	8	2	2	6	8	14
18	BURIEV Abdurauf	38	25	4	0	2	1	6	21
8	JIYANOV Ruslanbek	23	4	4	2	1	11	1	6
9	NORCHAEV Khusain	16	2	3	0	1	10	0	3
15	RAKHMONALIEV Umarali	13	5	2	0	0	2	4	4
19	IBRAGIMOV Ibrokhim	14	3	1	0	1	8	1	5
20	ODILOV Alisher	6	0	1	0	0	1	4	1

In Possession - Distributions

#	Player	Passes Attempted	Passes Completed	Pass Completion %	Switches of Play	Crosses Attempted	Crosses Completed	Line Breaks Attempted	Line Breaks Completed	Line Break Completion %	Ball Progressions	Take Ons	Step Ins	Attempts at Goal	Goals
1	HAMZA ALAA	36	29	81%	0	0	0	20	13	65%	0	0	0	0	0
2	OMAR FAYED	29	25	86%	0	0	0	11	9	82%	2	0	2	0	0
4	AHMED EID	30	25	83%	1	3	2	16	14	88%	1	1	0	0	0
5	HOSSAM ABDELMAGUID	42	30	71%	1	0	0	16	8	50%	1	0	1	0	0
6	MOHAMED SHEHATA	22	19	86%	0	0	0	4	3	75%	0	0	0	0	0
9	OSAMA FAISAL	25	22	88%	0	1	0	3	3	100%	3	1	2	1	0
10	IBRAHIM ADEL	29	24	83%	1	3	0	8	6	75%	8	6	2	3	0
12	AHMED KOKA	38	29	76%	2	0	0	11	4	36%	0	0	0	1	1
13	KARIM EL DEBES	38	26	68%	1	1	0	22	13	59%	0	0	0	1	0
14	ZIZO	19	17	89%	0	6	2	5	2	40%	2	1	1	1	0
17	MOHAMED ELNENY	39	34	87%	0	0	0	17	13	76%	1	0	1	2	0
3	AHMED ATEF	8	7	88%	0	1	0	2	1	50%	0	0	0	0	0
8	ZIAD KAMAL	0	0	0%	0	0	0	0	0	0%	0	0	0	0	0
11	MOSTAFA SAAD	3	2	67%	0	0	0	0	0	0%	0	0	0	0	0
18	BILAL MAZHAR	1	1	100%	0	0	0	1	1	100%	0	0	0	0	0

FIFA[®]
2024

INDIVIDUAL DATA OUT OF POSSESSION

Uzbekistan 0 - 1 Egypt

Out of Possession

#	Player	Tackles Made / Won	Blocks	Interceptions	Pressing Direct	Pressing Indirect	Duels Won - Aerial	Duels Won - Physical	Possession Contests won	Clearances	Loose Ball Receptions	Pushing On	Pushing On into Pressing	Possession Regains	Possession Interrupted
1	HAMZA ALAA	0 / 0	0	0	0	0	0	0	0	1	2	0	0	11	1
2	OMAR FAYED	3 / 2	7	2	2	3	4	0	4	8	7	15	0	14	7
4	AHMED EID	2 / 1	2	1	3	17	2	0	2	7	4	24	12	4	5
5	HOSSAM ABDELMAGUID	1 / 1	4	0	3	4	1	0	2	12	3	17	2	9	7
6	MOHAMED SHEHATA	2 / 0	1	0	4	18	1	0	1	1	6	10	6	1	3
9	OSAMA FAISAL	4 / 3	1	1	5	19	7	0	9	2	4	2	0	4	3
10	IBRAHIM ADEL	2 / 1	2	0	2	12	2	0	4	0	6	9	7	3	0
12	AHMED KOKA	2 / 0	6	3	3	23	0	0	0	3	9	23	9	8	3
13	KARIM EL DEBES	6 / 3	5	0	10	7	1	0	1	4	5	13	3	5	8
14	ZIZO	0 / 0	0	0	0	11	0	0	0	0	3	3	2	0	0
17	MOHAMED ELNENY	2 / 0	4	1	2	12	0	0	0	2	9	11	3	4	6
3	AHMED ATEF	1 / 0	0	0	1	9	1	0	1	1	3	7	3	1	1
8	ZIAD KAMAL	0 / 0	0	0	0	0	0	0	0	0	0	0	0	0	0
11	MOSTAFA SAAD	1 / 0	3	0	0	7	1	0	2	1	0	4	2	1	3
18	BILAL MAZHAR	2 / 0	2	0	3	2	0	0	0	0	1	0	0	0	2

FIFA®
2024

INDIVIDUAL DATA PHYSICAL

Uzbekistan 0 - 1 Egypt

Physical Data

Uzbekistan

#	Player	Total Distance (m)	Zone 1: 0-7 km/h (m)	Zone 2: 7-15 km/h (m)	Zone 3: 15-20 km/h (m)	Zone 4: 20-25 km/h (m)	Zone 5: 25+ km/h (m)	High Speed Runs (Zone 4)	Sprints (Zone 5)	Top Speed (km/h)
1	NEMATOV Abduvohid	4701.3	3555.1	877.3	226.7	42.2	0	5.0	0	23.9
3	KHUSANOV Abdukodir	9692.5	3677.6	3853.0	1258.1	562.2	341.6	76.0	22.0	33.0
4	ALIKULOV Khusniddin	10282.8	3779.4	4510.2	1409.9	477.2	106.2	65.0	9.0	30.7
5	HAMRALIEV Muhammadkodir	12256.1	3708.5	4705.8	2219.3	1255.7	366.8	131.0	26.0	31.5
7	FAYZULLAEV Abbosbek	10986.4	3694.1	4827.2	1478.9	698.1	288.1	91.0	23.0	31.8
10	JALOLIDDINOV Jasurbek	8152.1	2575.2	3936.4	1172.5	442.1	25.8	44.0	4.0	28.4
11	URUNOV Oston	5582.8	2067.9	2058.9	806.3	359.9	289.8	53.0	19.0	33.6
13	ABDIRAKHMATOV Zafarmurod	11006.7	3506.9	4655.9	1662.9	857.3	323.7	86.0	18.0	30.8
14	SHOMURODOV Eldor	9416.0	3840.0	3491.9	1099.1	629.6	355.4	80.0	24.0	34.4
17	KHOLMATOV Diyor	8626.9	2222.9	3901.4	1724.2	610.9	167.5	72.0	12.0	31.4
18	BURIEV Abdurauf	9376.6	2114.2	4441.5	2032.7	639.7	148.5	67.0	9.0	29.4
8	JIYANOV Ruslanbek	5879.5	2024.4	2654.7	772.7	268.9	158.8	43.0	16.0	32.1
9	NORCHAEV Khusain	2761.8	975.8	1213.4	397.8	137.8	37.0	19.0	4.0	29.3
15	RAKHMONTALIEV Umarali	3952.4	979.1	1965.1	590.4	318.4	99.4	31.0	7.0	32.1
19	IBRAGIMOV Ibromkhim	3055.1	873.2	1302.2	531.8	249.8	98.1	30.0	5.0	31.3
20	ODILOV Alisher	1304.0	574.3	433.8	125.8	75.8	94.3	15.0	7.0	30.4

Physical Data

Egypt

#	Player	Total Distance (m)	Zone 1: 0-7 km/h (m)	Zone 2: 7-15 km/h (m)	Zone 3: 15-20 km/h (m)	Zone 4: 20-25 km/h (m)	Zone 5: 25+ km/h (m)	High Speed Runs (Zone 4)	Sprints (Zone 5)	Top Speed (km/h)
1	HAMZA ALAA	5920.2	4428.1	1382.1	81.8	21.0	7.1	3.0	1.0	25.8
2	OMAR FAYED	9867.9	4131.9	3976.9	987.0	442.6	329.5	61.0	21.0	32.4
4	AHMED EID	10670.3	4080.9	4108.4	1284.0	745.2	451.8	92.0	25.0	32.2
5	HOSSAM ABDELMAGUID	9487.5	4079.4	3996.2	911.1	385.3	115.5	48.0	13.0	32.1
6	MOHAMED SHEHATA	9103.9	2187.6	4490.5	1630.8	557.6	237.3	59.0	13.0	32.4
9	OSAMA FAISAL	10949.6	3336.5	4581.4	1753.6	940.5	337.6	109.0	22.0	30.1
10	IBRAHIM ADEL	10388.3	3622.2	4023.5	1433.2	876.7	432.6	112.0	34.0	31.5
12	AHMED KOKA	11470.7	3537.4	4954.8	2022.9	775.5	180.1	85.0	16.0	28.5
13	KARIM EL DEBES	9658.9	4360.5	3574.7	901.8	504.8	317.0	77.0	23.0	33.1
14	ZIZO	7435.1	2652.3	2973.7	955.6	481.8	371.8	74.0	20.0	33.9
17	MOHAMED ELNENY	11682.6	3390.4	5797.6	1745.7	698.3	50.6	63.0	6.0	27.2
3	AHMED ATEF	4197.7	1121.4	1754.0	759.7	425.5	137.2	53.0	11.0	30.0
8	ZIAD KAMAL	527.0	185.6	175.4	107.9	18.6	39.4	2.0	1.0	30.8
11	MOSTAFA SAAD	3783.5	1147.7	1558.2	682.4	292.7	102.4	35.0	7.0	29.7
18	BILAL MAZHAR	1237.5	322.5	469.2	287.2	88.8	69.8	14.0	4.0	30.6

FIFA[®]
2024