

FIFA®

2024

Japan 1 - 0 Mali

Group D - Match 16

27 July 2024

21:00 Kick Off

Stade de Bordeaux



POST MATCH SUMMARY REPORT

Match Summary - Teams

Japan



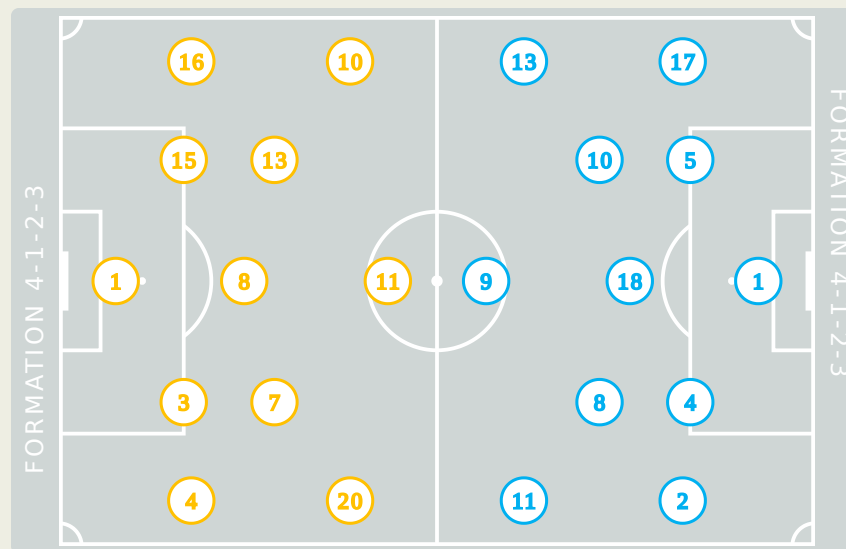
Mali

STARTING

- 1 GK KOKUBO Leobrian
- 3 DF NISHIO Ryuya 46'
- 4 DF SEKINE Hiroki
- 7 MF YAMAMOTO Rihito 82' ↓ 89'
- 8 MF FUJITA Joel Chima 28'
- 10 FW SAITO Koki ↓ 57'
- 11 FW HOSOYA Mao
- 13 MF ARAKI Ryotaro ↓ 57'
- 15 DF TAKAI Kota
- 16 DF OHATA Ayumu
- 20 MF YAMADA Fuki ↓ 70'

SUBSTITUTES

- 12 GK NOZAWA Taishi
- 22 GK SASAKI Masato
- 2 DF SUZUKI Kaito
- 5 DF KIMURA Seiji
- 6 MF KAWASAKI Sota ↑ 89'
- 9 FW FUJIO Shota ↑ 57'
- 14 MF MITO Shunsuke ↑ 57'
- 17 FW HIRAKAWA Yu
- 18 FW SATO Kein ↑ 70'
- 19 FW UENAKA Asahi
- 21 DF UCHINO Takashi



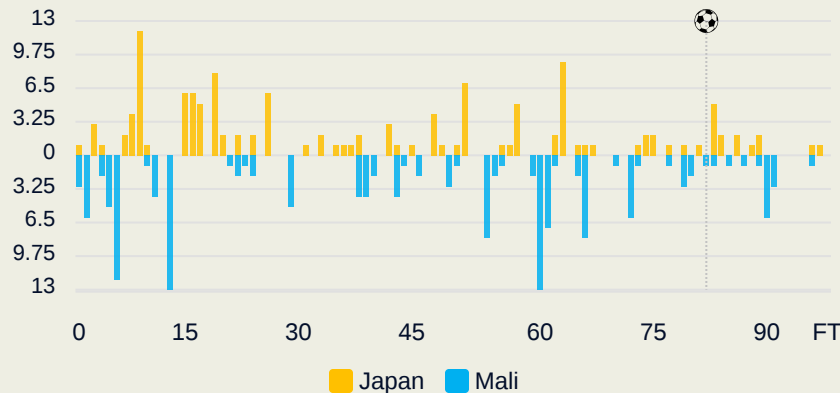
STARTING

- DIARRA Lassine GK 1
- DOUCOURE Fode DF 2
- TOUNKARA Mamadou DF 4
- CISSE Ibrahima DF 5
- TRAORE Boubacar MF 8
- DOUMBIA Cheickna FW 9
- ↓ 70' 55' JIDDOU Salam MF 10
- DIARRA Thiemoko FW 11
- ↓ 77' DIARRA Brahim MF 13
- DIOMANDE Ahmed DF 17
- DIAKITE Moussa DF 18

SUBSTITUTES


- COULIBALY Oumar GK 16
- DIARRA Hassane GK 22
- DIALLO Hamidou DF 3
- SACO Coli MF 6
- SAMAKE Wilson FW 7
- ↑ 70' SISSOKHO Issouf MF 12
- ↑ 77' DIALLO Demba FW 14
- CISSET Mohamed DF 15
- BAH Mahamadou MF 19
- MAIGA Issoufi FW 20
- COULIBALY Fady MF 21

Distribution in the Final Third



Match Summary - Key Statistics

Japan



Mali

Possession



Total

Total

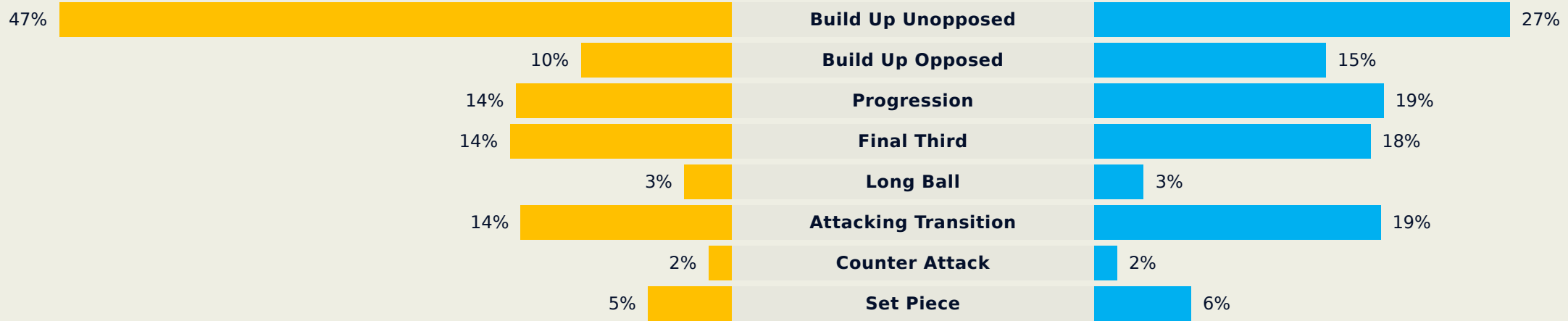
1	Goals	0
10 (3)	Attempts at Goal (On Target)	16 (3)
468 (411)	Total Passes (Complete)	472 (412)
88 %	Pass Completion %	87 %
66	Completed Line Breaks	106
7	Defensive Line Breaks	10
107	Receptions in the Final Third	119
20	Crosses	13
15	Ball Progressions	12
228 (64)	Defensive Pressures Applied (Direct Pressures)	178 (37)
47	Forced Turnovers	55
67	Second Balls	73
109.5 km	Total Distance Covered	104.9 km
6.9 km	Zone 4 - Low Speed Sprinting: 20-25 km/h	5.6 km

Japan

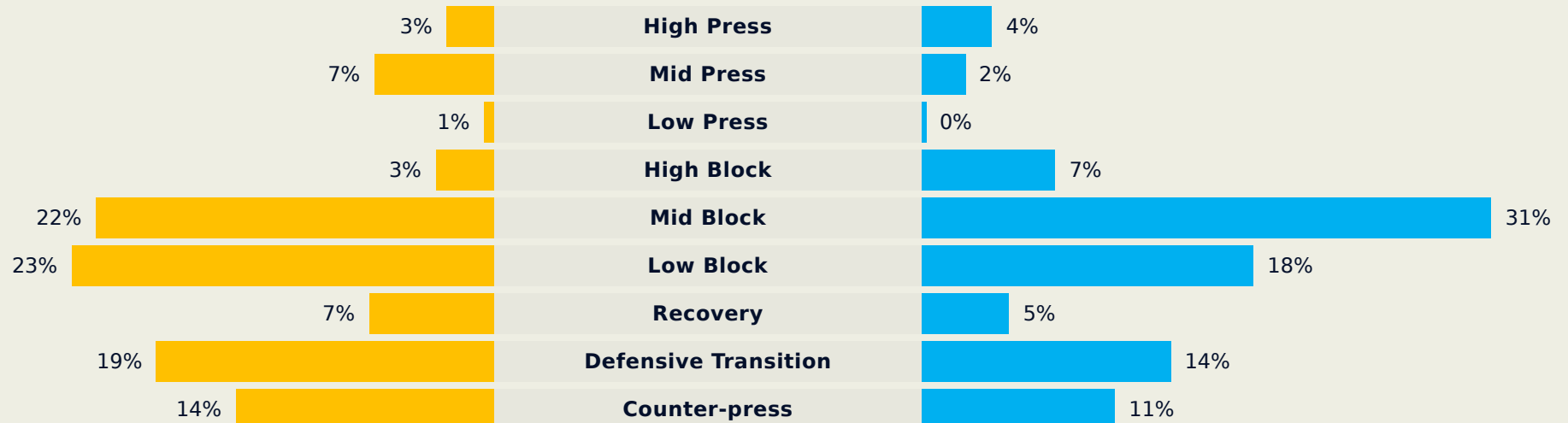
Phases of Play

Mali

IN POSSESSION



OUT OF POSSESSION

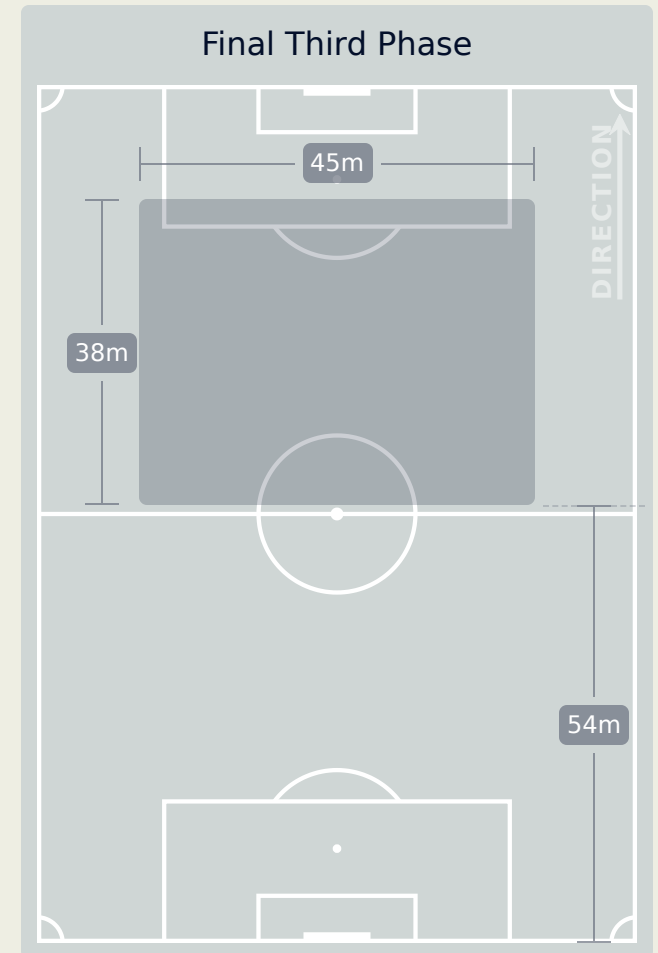
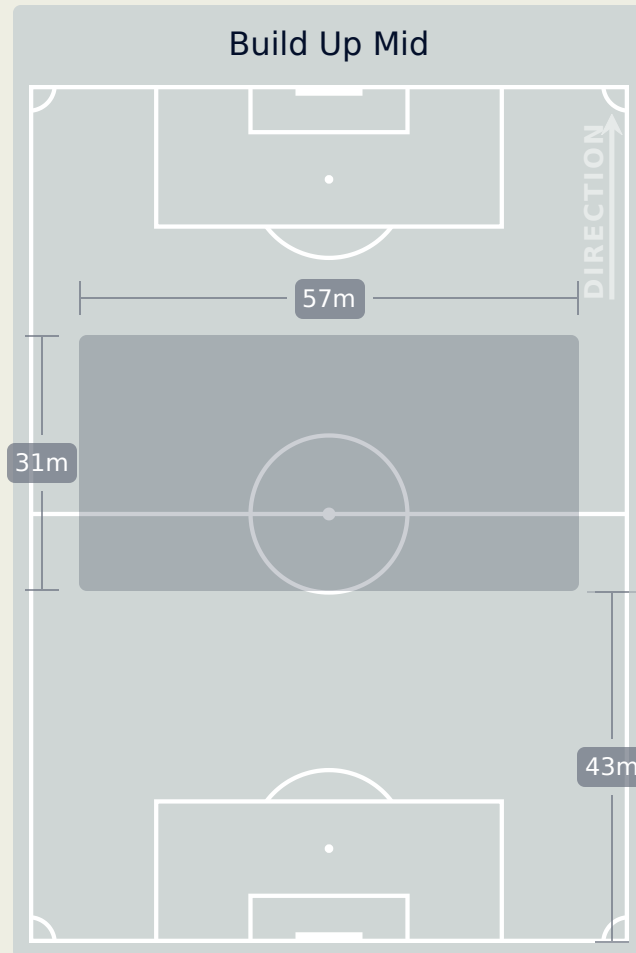
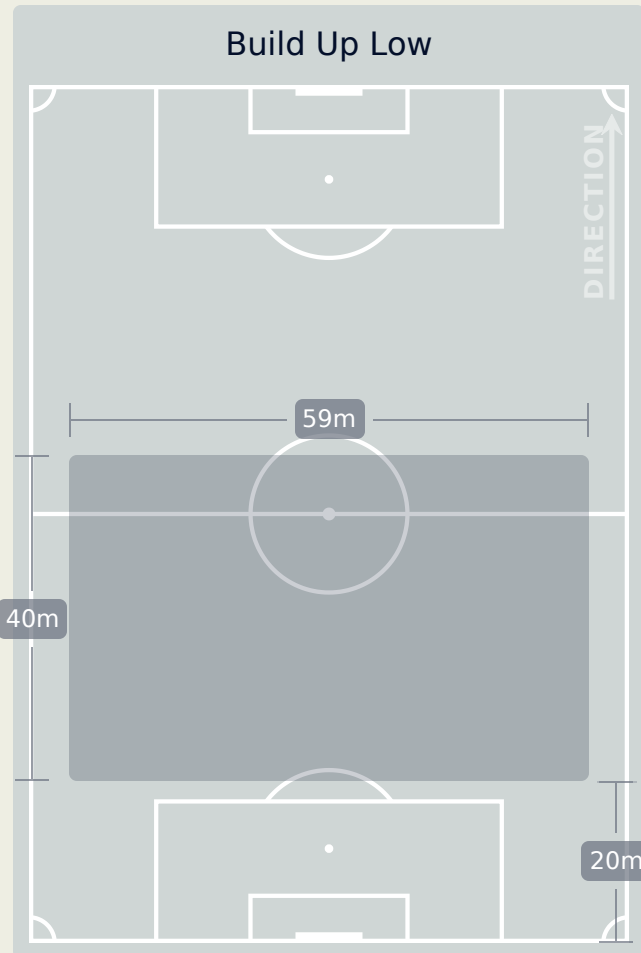


FIFA[®]
2024

IN POSSESSION

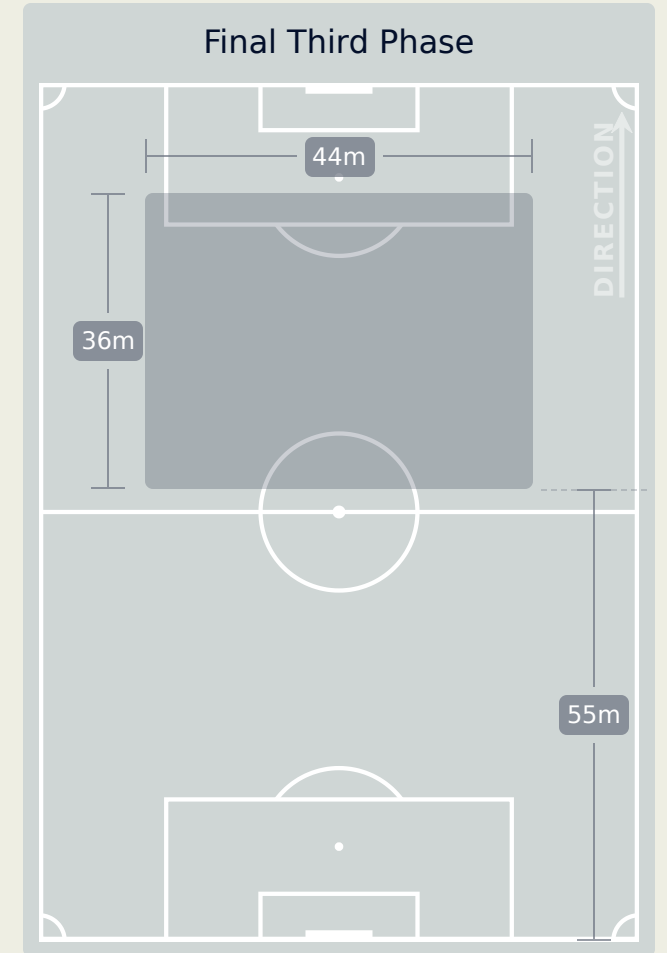
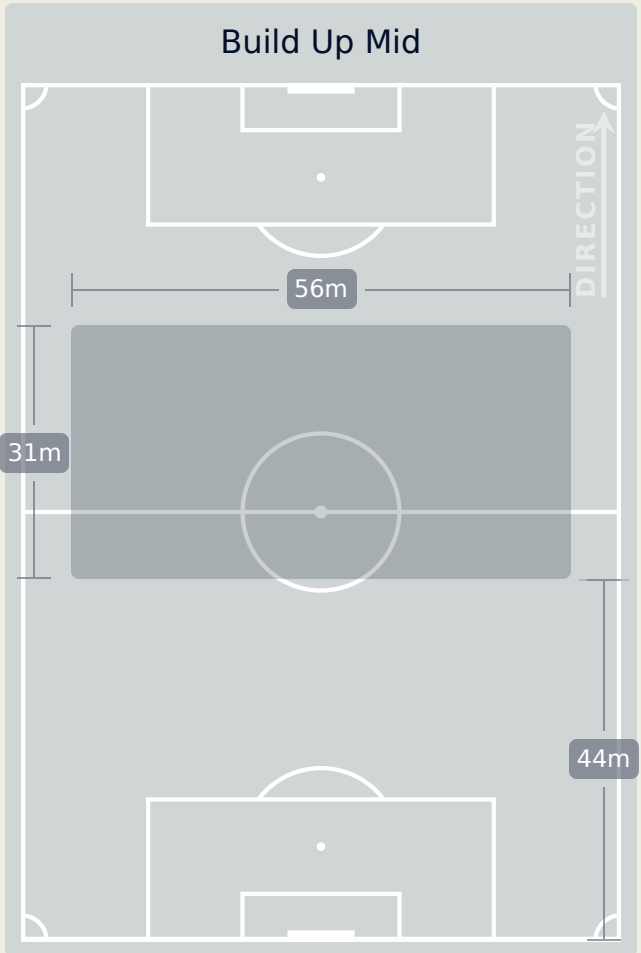
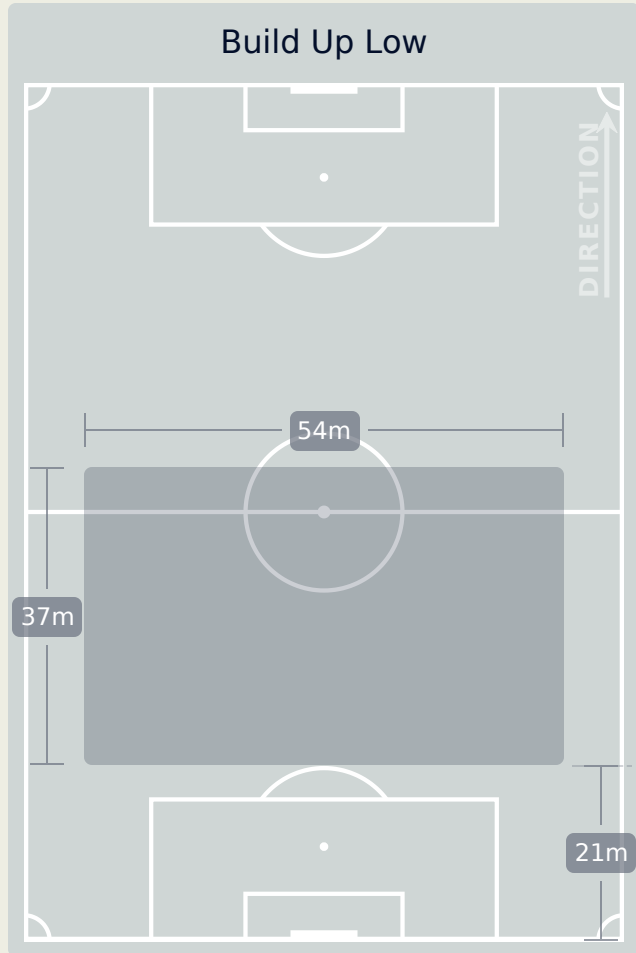
Japan 1 - 0 Mali

In Possession Line Height & Team Length



In Possession Line Height & Team Length

Mali

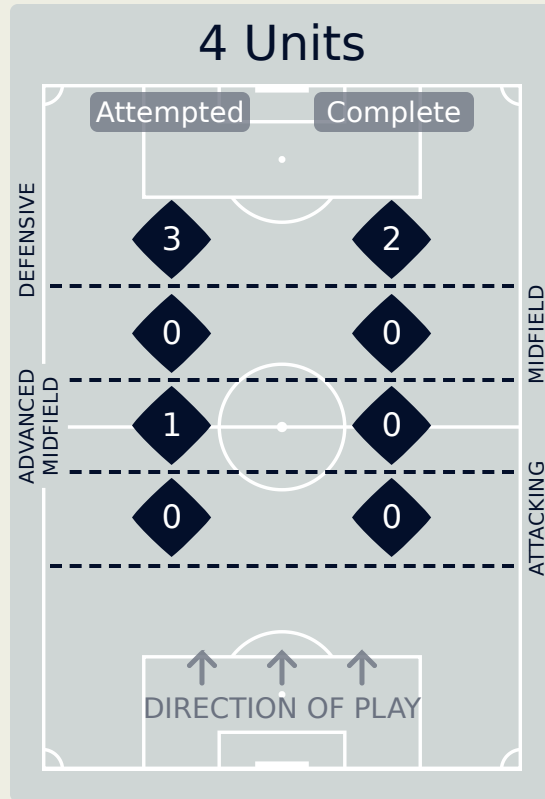
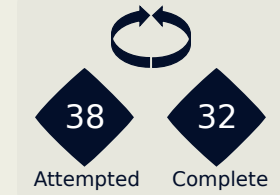
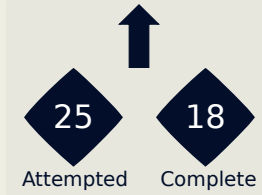


Line Breaks

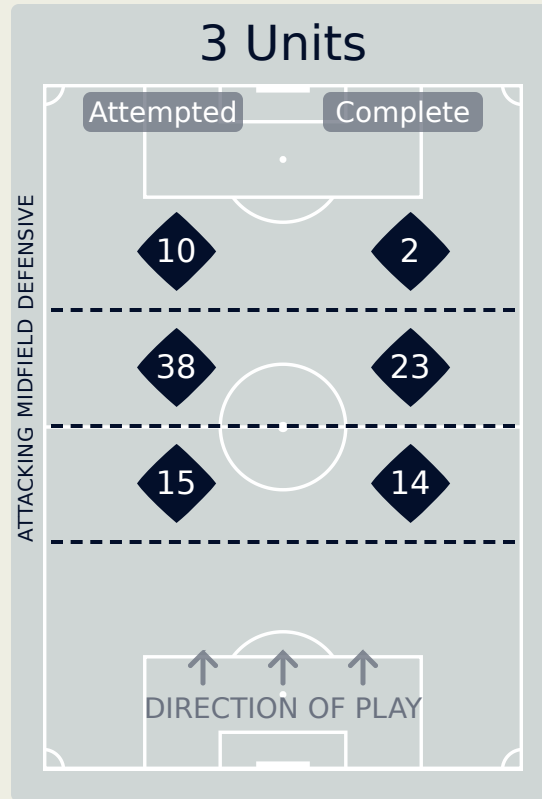
Japan

Attempted Line Breaks

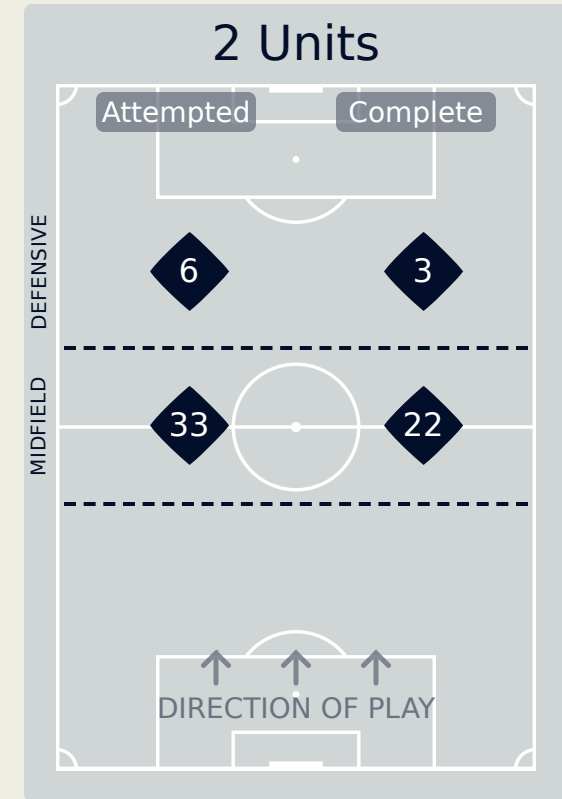
106



Attempted Line Breaks	4
Inside Shape	2
Outside Shape	2



Attempted Line Breaks	63
Inside Shape	38
Outside Shape	25



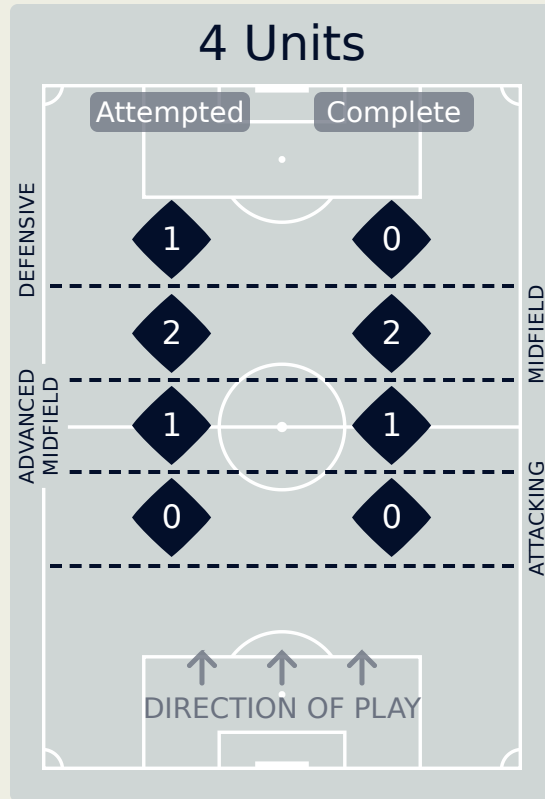
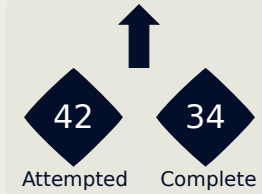
Attempted Line Breaks	39
Inside Shape	22
Outside Shape	17

Line Breaks

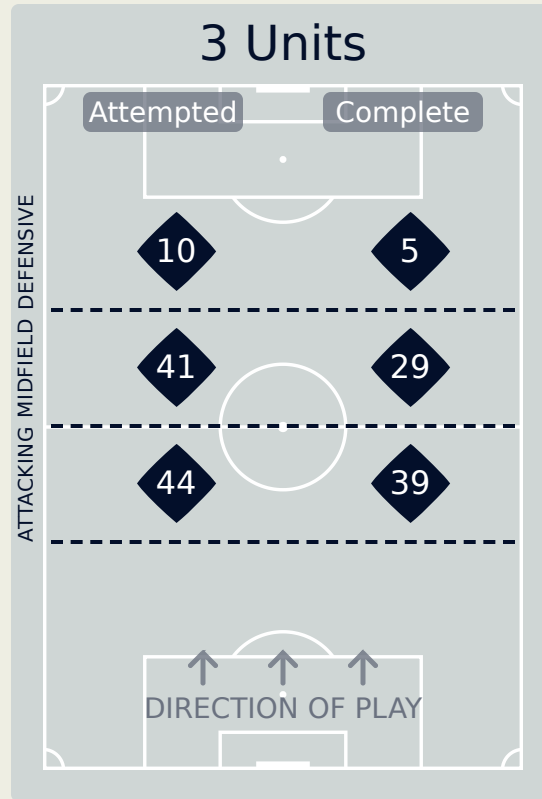
Mali

Attempted Line Breaks

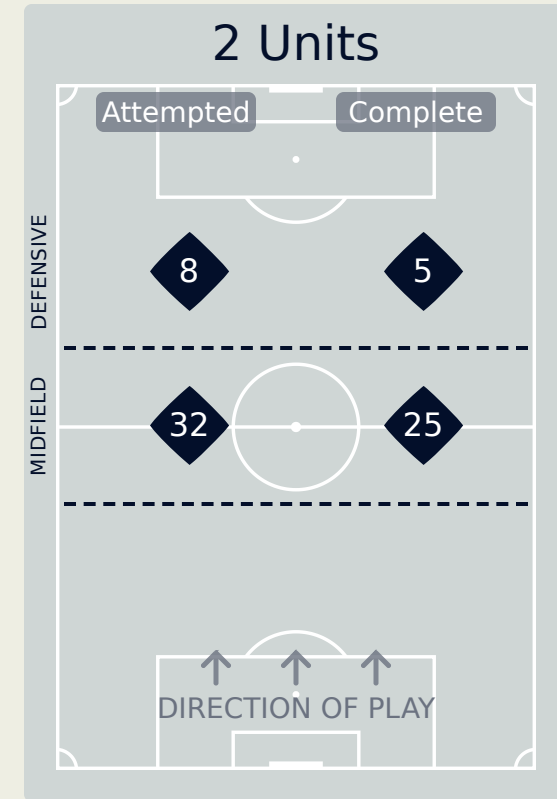
139



Attempted Line Breaks	4
Inside Shape	1
Outside Shape	3



Attempted Line Breaks	95
Inside Shape	54
Outside Shape	41



Attempted Line Breaks	40
Inside Shape	25
Outside Shape	15

Line Breaks

Japan

					4 Units				3 Units			2 Units		Direction			Distribution Type		
#	Player	Line Breaks Attempted	Line Breaks Completed	Line Break Completion %	Attacking Line	Attacking Midfield Line	Midfield Line	Defensive Line	Attacking Line	Midfield Line	Defensive Line	Midfield Line	Defensive Line	Through	Around	Over	Pass	Cross	Ball Progression
1	KOKUBO Leobrian	10	3	30%	0	1	0	0	0	7	0	2	0	0	1	9	10	0	0
3	NISHIO Ryuya	16	9	56%	0	0	0	1	1	6	2	6	0	2	6	8	16	0	0
4	SEKINE Hiroki	10	5	50%	0	0	0	0	2	3	1	2	2	3	3	4	9	0	1
7	YAMAMOTO Rihito	7	4	57%	0	0	0	0	0	1	1	5	0	2	3	2	7	0	0
8	FUJITA Joel Chima	11	10	91%	0	0	0	0	1	6	1	2	1	7	1	3	11	0	0
10	SAITO Koki	4	3	75%	0	0	0	0	0	2	1	0	1	1	1	2	4	0	0
11	HOSOYA Mao	2	1	50%	0	0	0	1	0	0	1	0	0	1	1	0	2	0	0
13	ARAKI Ryotaro	6	3	50%	0	0	0	0	0	2	1	3	0	2	3	1	4	1	1
15	TAKAI Kota	17	13	76%	0	0	0	0	6	5	1	5	0	5	6	6	17	0	0
16	OHATA Ayumu	15	10	67%	0	0	0	0	4	5	0	5	1	0	10	5	14	0	1
20	YAMADA Fuki	5	2	40%	0	0	0	0	0	0	1	3	1	1	1	3	4	1	0
6	KAWASAKI Sota	0	0	0%	0	0	0	0	0	0	0	0	0	0	0	0	0	0	0
9	FUJIO Shota	2	2	100%	0	0	0	1	1	0	0	0	0	0	2	0	2	0	0
14	MITO Shunsuke	0	0	0%	0	0	0	0	0	0	0	0	0	0	0	0	0	0	0
18	SATO Kein	1	1	100%	0	0	0	0	0	1	0	0	0	1	0	0	1	0	0

Passing Networks

#	Passes From ↓ to →	KOKUBO Leobrian	NISHIO Ryuya	SEKINE Hiroki	YAMAMOTO Rihito	FUJITA Joel Chima	SAITO Koki	HOSOYA Mao	ARAKI Ryotaro	TAKAI Kota	OHATA Ayumu	YAMADA Fuki	KAWASAKI Sota	FUJIO Shota	MITO Shunsuke	SATO Kein
1	KOKUBO Leobrian		14	3	0	0	1	0	1	15	1	0	0	0	0	0
3	NISHIO Ryuya	7		18	3	0	0	2	1	32	1	7	0	1	0	0
4	SEKINE Hiroki	3	15		1	3	0	2	1	2	0	5	0	1	0	0
7	YAMAMOTO Rihito	1	2	3		2	1	2	2	1	1	2	0	1	0	0
8	FUJITA Joel Chima	1	7	2	5		4	3	2	9	2	2	0	0	1	2
10	SAITO Koki	0	1	0	0	1		1	6	2	8	0	0	0	0	0
11	HOSOYA Mao	0	0	2	2	0	2		3	0	0	1	0	0	0	0
13	ARAKI Ryotaro	0	1	1	2	2	6	3		5	0	1	0	0	0	0
15	TAKAI Kota	16	32	1	0	4	6	1	7		11	1	0	0	4	1
16	OHATA Ayumu	1	2	0	0	1	5	2	4	9		0	0	1	1	0
20	YAMADA Fuki	0	1	9	0	6	0	1	0	0	0		0	0	0	0
6	KAWASAKI Sota	0	0	0	0	0	0	0	0	0	0	0		0	0	0
9	FUJIO Shota	0	1	1	1	1	0	1	0	0	0	0	0		1	0
14	MITO Shunsuke	0	0	0	0	0	0	0	0	4	1	0	0	2		0
18	SATO Kein	0	0	0	0	1	0	1	0	0	0	0	0	0	1	

Top 5 Player to Player Passers		
Player	Passed To	% of Total Team Passes
NISHIO Ryuya	TAKAI Kota	8.2%
TAKAI Kota	NISHIO Ryuya	8.2%
NISHIO Ryuya	SEKINE Hiroki	4.6%
TAKAI Kota	KOKUBO Leobrian	4.1%
KOKUBO Leobrian	TAKAI Kota	3.8%

Passing Networks

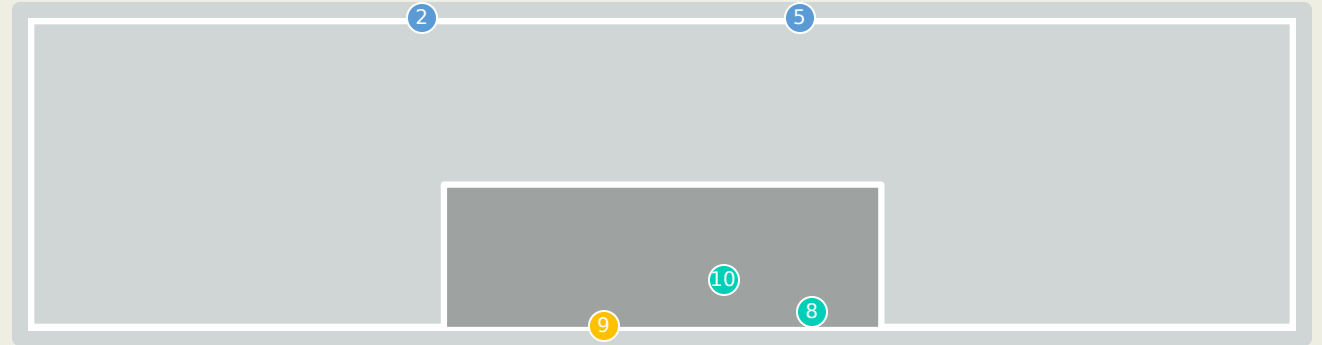
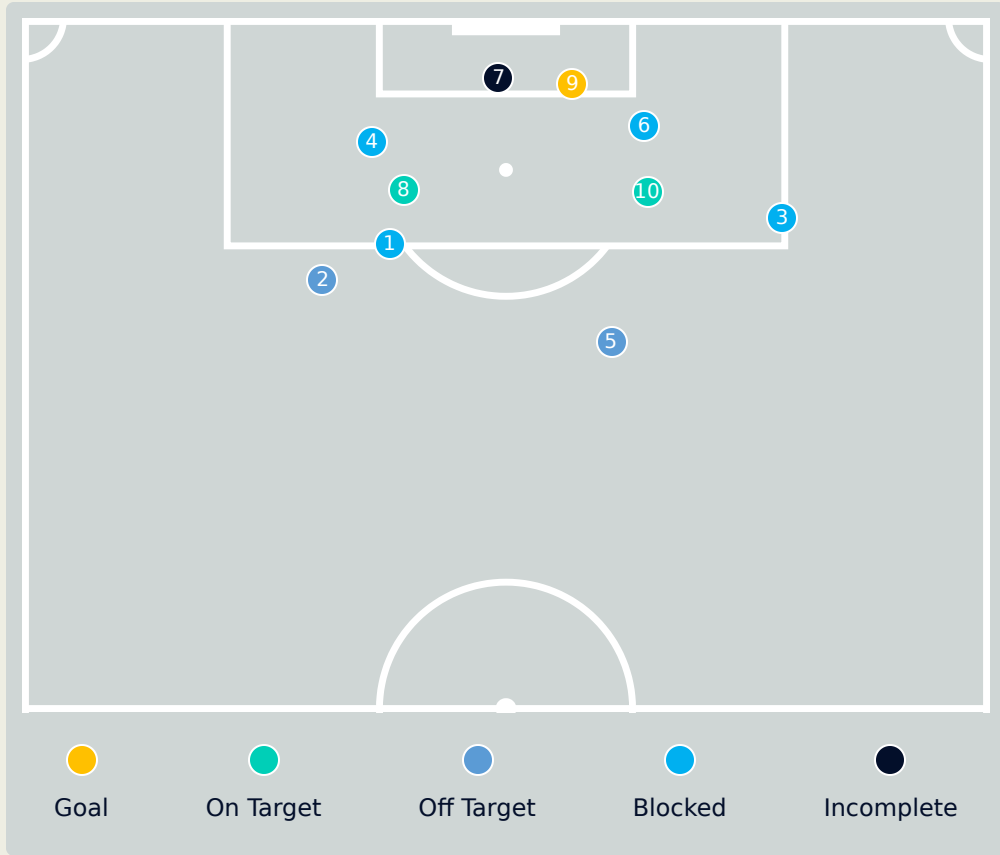
Mali

#	Passes From ↓ to →	DIARRA Lassine	DOUCOURE Fode	TOUNKARA Mamadou	CISSE Ibrahima	TRAORE Boubacar	DOUMBIA Cheickna	JIDDOU Salam	DIARRA Thiemoko	DIARRA Brahima	DIOMANDE Ahmed	DIAKITE Moussa	SISSOKHO Issouf	DIALLO Demba
1	DIARRA Lassine		2	3	7	1	1	0	0	0	4	0	2	0
2	DOUCOURE Fode	2		7	3	6	2	4	5	6	3	7	2	0
4	TOUNKARA Mamadou	4	8		7	2	1	0	1	2	0	3	2	0
5	CISSE Ibrahima	3	0	6		2	1	1	1	2	12	7	2	0
8	TRAORE Boubacar	0	8	3	2		3	6	10	2	1	4	1	0
9	DOUMBIA Cheickna	0	0	0	0	1		2	2	2	0	0	0	0
10	JIDDOU Salam	0	6	1	2	4	1		4	4	6	6	0	0
11	DIARRA Thiemoko	0	6	2	1	6	0	6		0	5	2	1	0
13	DIARRA Brahima	0	3	0	1	3	0	5	1		11	3	0	0
17	DIOMANDE Ahmed	2	2	0	8	1	3	6	6	12		8	0	6
18	DIAKITE Moussa	0	4	6	6	9	0	2	4	1	16		0	3
12	SISSOKHO Issouf	0	3	0	2	5	0	0	1	0	0	3		0
14	DIALLO Demba	0	1	0	0	0	0	0	0	0	2	2	0	

Top 5 Player to Player Passers		
Player	Passed To	% of Total Team Passes
DIAKITE Moussa	DIOMANDE Ahmed	4.1%
CISSE Ibrahima	DIOMANDE Ahmed	3%
DIOMANDE Ahmed	DIARRA Brahima	3%
DIARRA Brahima	DIOMANDE Ahmed	2.8%

TRAORE Boubacar	DIARRA Thiemoko	2.5%
-----------------	-----------------	------

Attempts at Goal

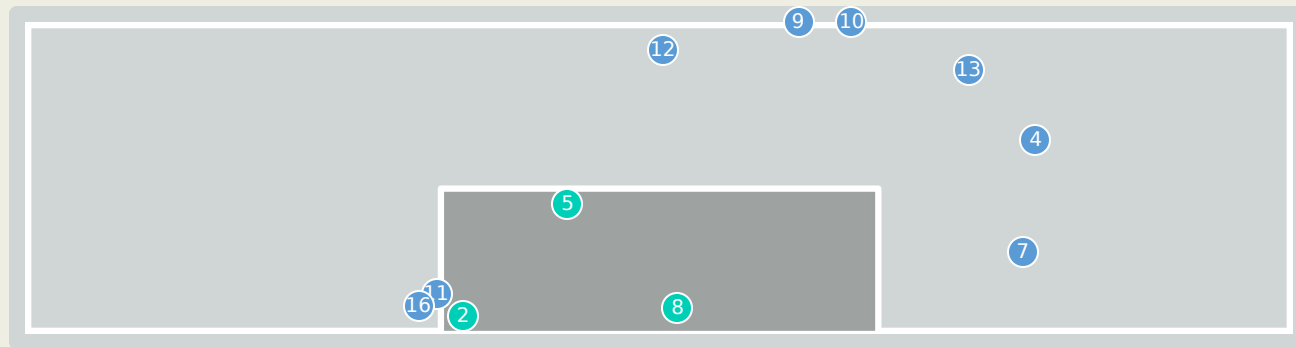
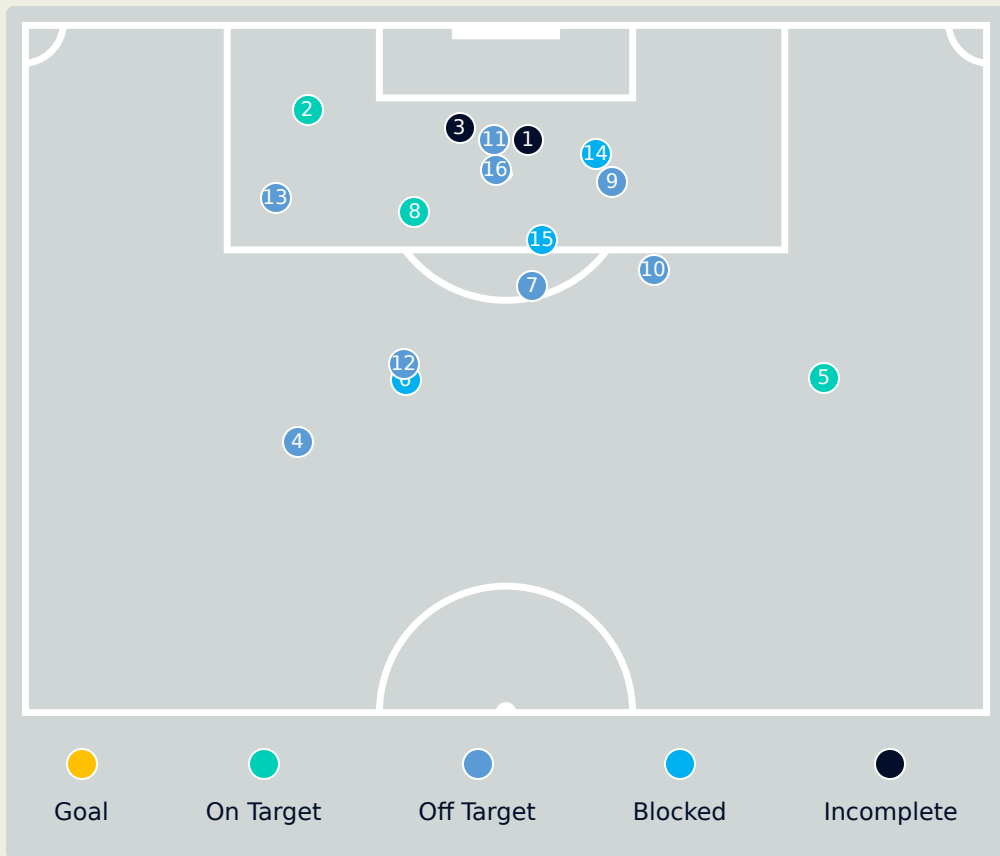


Key	Outcome	Shots
●	Goals	1
●	On Target	2
●	Off Target	2
●	Blocked	4
●	Incomplete	1

Attempts at Goal

Time	Player	Outcome	Body Part	Delivery Type
0	11 HOSOYA Mao	Incomplete - Blocked	Right Foot	Pass
33	10 SAITO Koki	Deflected Off Target - Defensive Event	Right Foot	Pass
37	20 YAMADA Fuki	Incomplete - Blocked	Left Foot	Pass
45	10 SAITO Koki	Incomplete - Blocked	Right Foot	Pass
45	8 FUJITA Joel Chima	Off Target	Right Foot	Pass
74	7 YAMAMOTO Rihito	Incomplete - Blocked	Left Foot	Pass
75	14 MITO Shunsuke	Incomplete - Player On Ball Error	Left Foot	Cross
81	18 SATO Kein	On Target - Saved	Right Foot	Cross
81	7 YAMAMOTO Rihito	On Target - Goal	Right Foot	Other
96	14 MITO Shunsuke	On Target - Saved	Right Foot	Loose Ball

Attempts at Goal

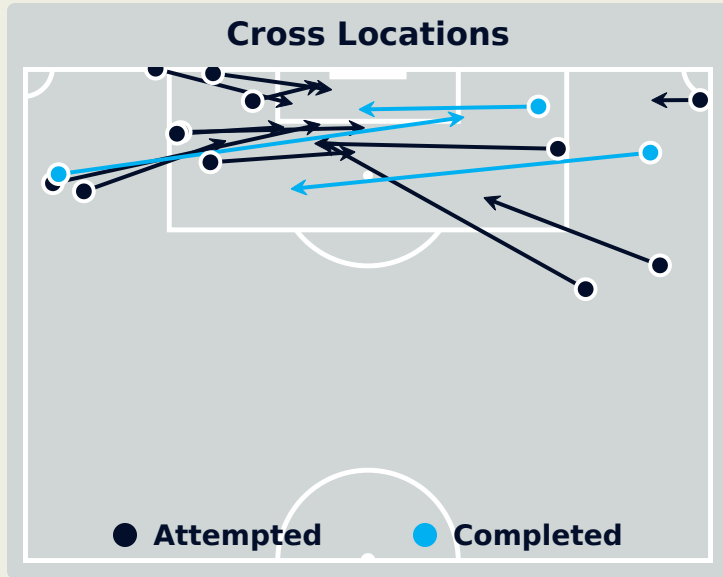


Key	Outcome	Shots
●	Goals	0
●	On Target	3
●	Off Target	8
●	Blocked	3
●	Incomplete	2

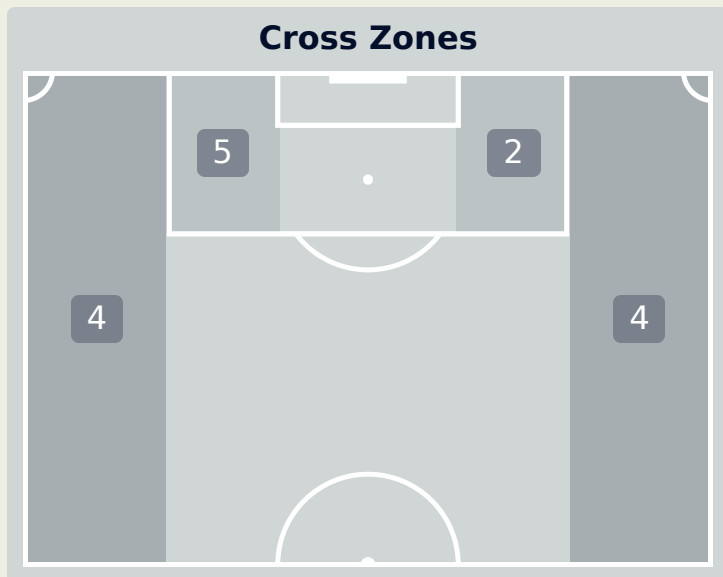
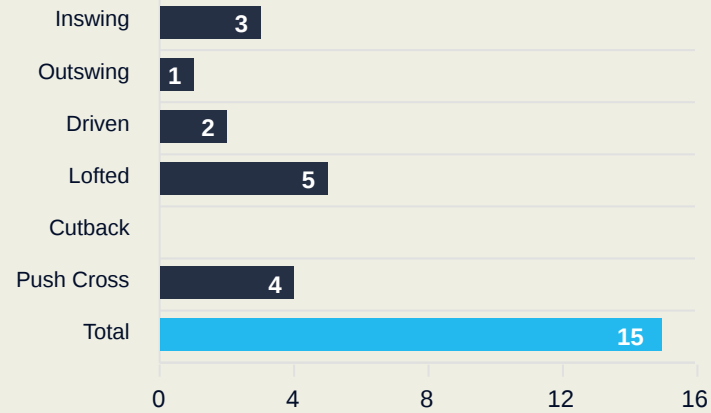
Attempts at Goal

Time	Player	Outcome	Body Part	Delivery Type
5	4 TOUNKARA Mamadou	Incomplete - Player On Ball Error	Upper Body	Other
10	11 DIARRA Thiemoko	On Target - Saved	Left Foot	Pass
11	4 TOUNKARA Mamadou	Incomplete - Defensive Event	Head	Corner
11	2 DOUCOURE Fode	Off Target	Right Foot	Pass
44	17 DIOMANDE Ahmed	On Target - Saved	Right Foot	Pass
44	2 DOUCOURE Fode	Incomplete - Blocked	Right Foot	Corner
49	11 DIARRA Thiemoko	Off Target	Right Foot	Loose Ball
62	11 DIARRA Thiemoko	On Target - Saved	Left Foot	Loose Ball
62	9 DOUMBIA Cheickna	Deflected Off Target - Defensive Event	Left Foot	Other
62	18 DIAKITE Moussa	Off Target	Right Foot	Loose Ball
70	9 DOUMBIA Cheickna	Off Target	Head	Freekick
72	8 TRAORE Boubacar	Off Target	Right Foot	Pass
77	11 DIARRA Thiemoko	Off Target	Right Foot	Pass
91	4 TOUNKARA Mamadou	Incomplete - Blocked	Right Foot	Other
91	18 DIAKITE Moussa	Incomplete - Blocked	Right Foot	Pass
95	9 DOUMBIA Cheickna	Off Target	Right Foot	Penalty

Crosses (Open Play)



Delivery Type



Attempted

15

Completed

3

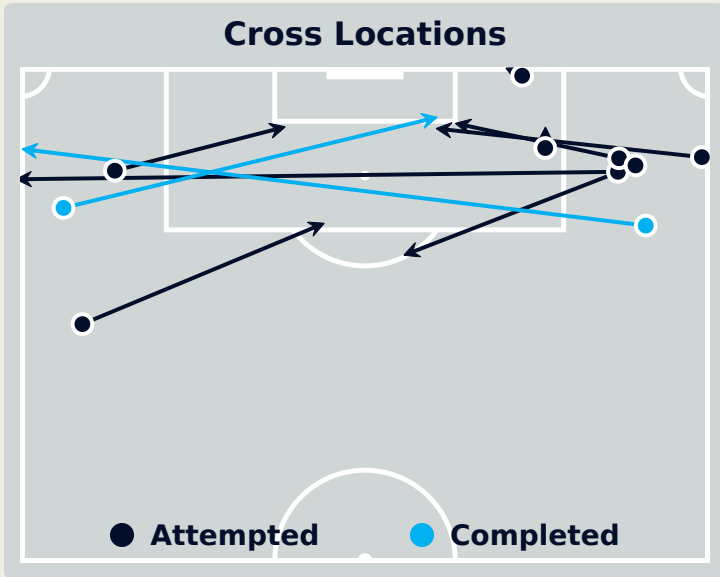
Most Crosses Attempted

3

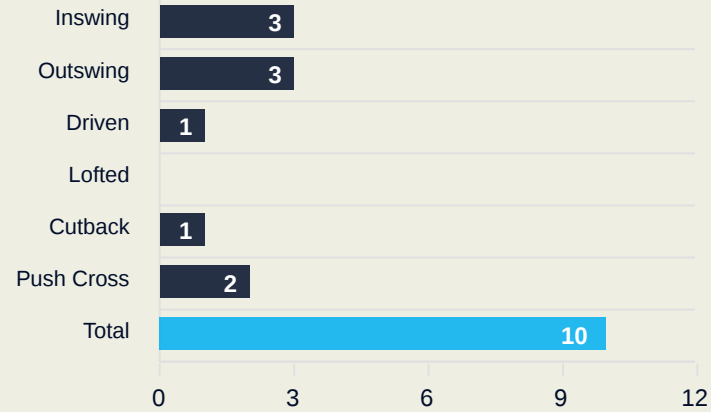
HOSOYA Mao
CENTRE FORWARD

#	Player	Inswing	Outswing	Driven	Lofted	Cutback	Push Cross	Total Attempted
1	KOKUBO Leobrian	0	0	0	0	0	0	0
3	NISHIO Ryuya	0	0	0	0	0	0	0
4	SEKINE Hiroki	0	0	0	0	0	1	1
7	YAMAMOTO Rihito	0	0	0	0	0	0	0
8	FUJITA Joel Chima	0	0	0	2	0	0	2
10	SAITO Koki	0	0	0	1	0	0	1
11	HOSOYA Mao	0	0	1	0	0	2	3
13	ARAKI Ryotaro	1	0	1	0	0	1	3
15	TAKAI Kota	0	0	0	0	0	0	0
16	OHATA Ayumu	0	0	0	0	0	0	0
20	YAMADA Fuki	1	1	0	0	0	0	2
6	KAWASAKI Sota	0	0	0	0	0	0	0
9	FUJIO Shota	1	0	0	1	0	0	2
14	MITO Shunsuke	0	0	0	1	0	0	1
18	SATO Kein	0	0	0	0	0	0	0

Crosses (Open Play)



Delivery Type



Attempted

10

Completed

2

Most Crosses Attempted

4

DIARRA Thiemoko
LEFT WINGER

#	Player	Inswing	Outswing	Driven	Lofted	Cutback	Push Cross	Total Attempted
1	DIARRA Lassine	0	0	0	0	0	0	0
2	DOUCOURE Fode	0	0	0	0	0	0	0
4	TOUNKARA Mamadou	0	0	0	0	0	0	0
5	CISSE Ibrahima	0	0	0	0	0	0	0
8	TRAORE Boubacar	0	0	0	0	0	0	0
9	DOUMBIA Cheickna	0	0	0	0	1	0	1
10	JIDDOU Salam	0	0	0	0	0	0	0
11	DIARRA Thiemoko	2	1	0	0	0	1	4
13	DIARRA Brahima	0	1	0	0	0	0	1
17	DIOMANDE Ahmed	1	1	0	0	0	1	3
18	DIAKITE Moussa	0	0	1	0	0	0	1
12	SISSOKHO Issouf	0	0	0	0	0	0	0
14	DIALLO Demba	0	0	0	0	0	0	0

Offering to Receive

290

Total Offers Made

107

Total Offers Received

Most Offers

33

YAMAMOTO Rihito
RIGHT CENTRE MIDFIELD

159

Offers Made in Final Third

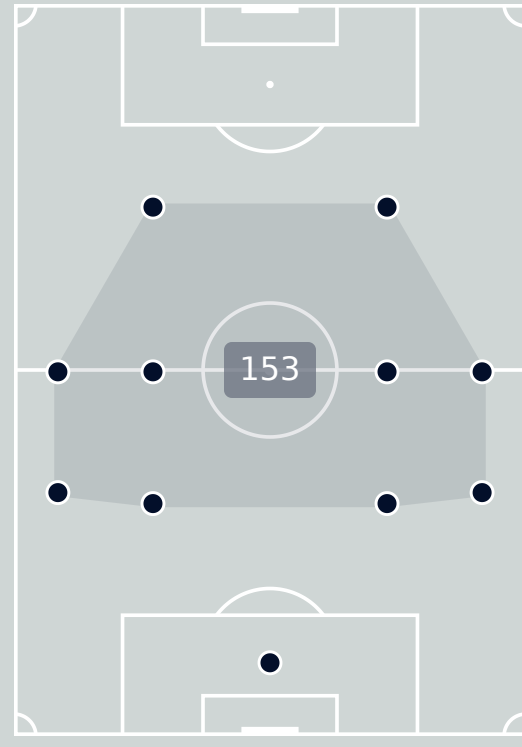
92

Offers Made in Middle Third

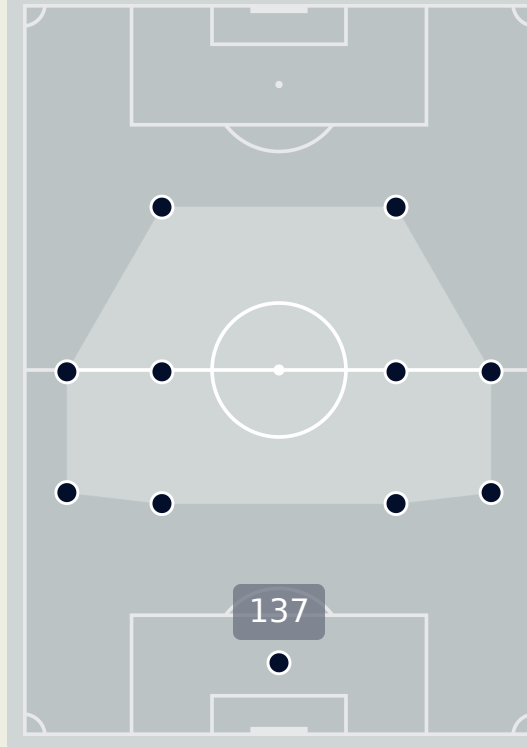
39

Offers Made in Defensive Third

Offers Made Inside Shape



Offers Made Outside Shape



#	Player	Offers Made	Offers Received	% Made & Received
1	KOKUBO Leobrian	5	1	20%
3	NISHIO Ryuya	15	12	80%
4	SEKINE Hiroki	26	9	34.6%
7	YAMAMOTO Rihito	33	7	21.2%
8	FUJITA Joel Chima	32	9	28.1%
10	SAITO Koki	33	15	45.5%
11	HOSOYA Mao	25	6	24%
13	ARAKI Ryotaro	25	12	48%
15	TAKAI Kota	9	7	77.8%
16	OHATA Ayumu	20	8	40%
20	YAMADA Fuki	28	11	39.3%
6	KAWASAKI Sota	2	0	0%
9	FUJIO Shota	12	1	8.3%
14	MITO Shunsuke	19	6	31.6%
18	SATO Kein	6	3	50%

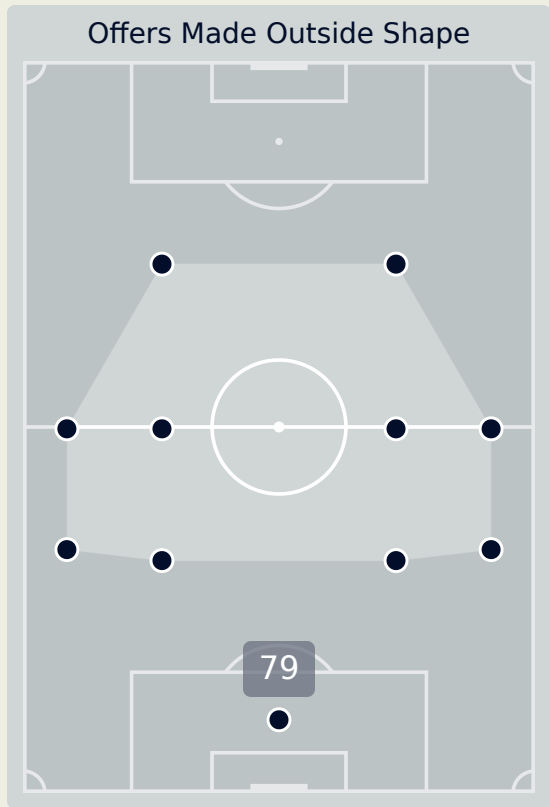
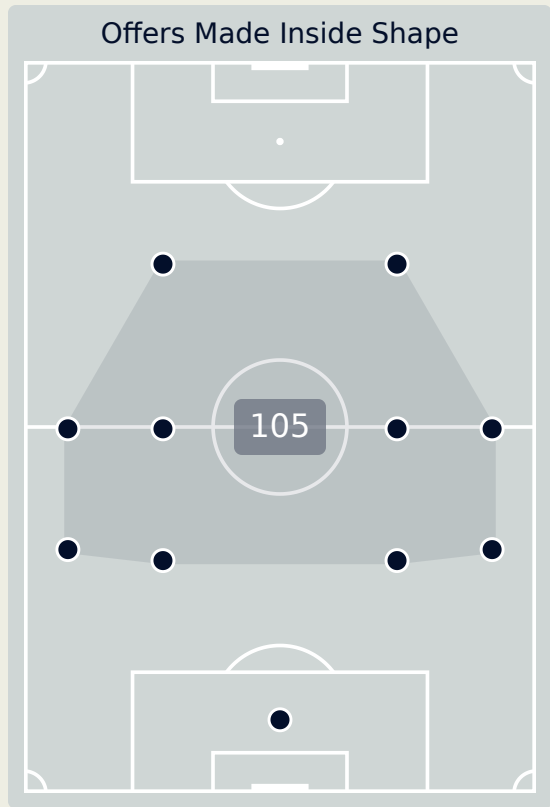
Offering to Receive

184
Total Offers Made

94
Total Offers Received

Most Offers
50
DIARRA Brahim
RIGHT WINGER

78
Offers Made in Final Third



90
Offers Made in Middle Third

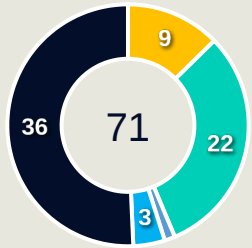
16
Offers Made in Defensive Third

#	Player	Offers Made	Offers Received	% Made & Received
1	DIARRA Lassine	5	1	20%
2	DOUCOURE Fode	8	2	25%
4	TOUNKARA Mamadou	1	0	0%
5	CISSE Ibrahima	1	0	0%
8	TRAORE Boubacar	2	2	100%
9	DOUMBIA Cheickna	13	3	23.1%
10	JIDDOU Salam	13	9	69.2%
11	DIARRA Thiemoko	26	16	61.5%
13	DIARRA Brahim	50	28	56%
17	DIOMANDE Ahmed	3	0	0%
18	DIAKITE Moussa	47	25	53.2%
12	SISSOKHO Issouf	6	5	83.3%
14	DIALLO Demba	9	3	33.3%

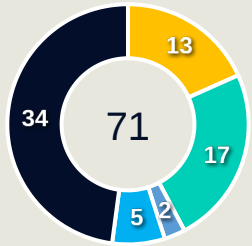
Movement to Receive

Movement Types by Phase

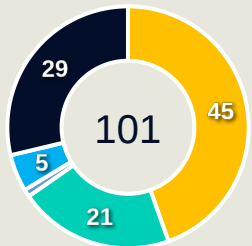
Final Third Phase



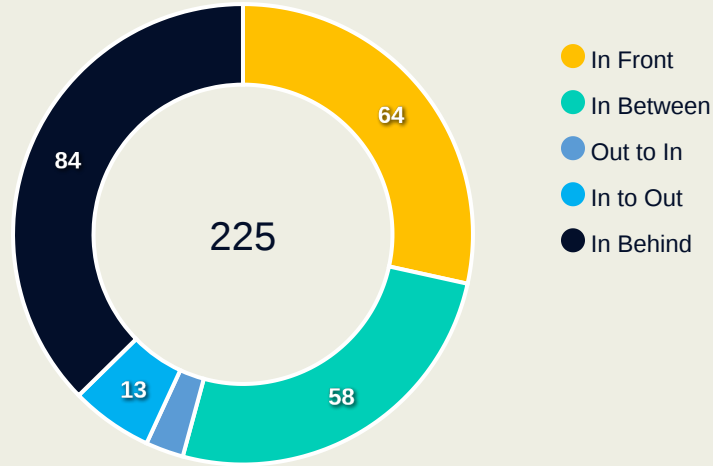
Progression Phase



Build Up Phase



All Movement Types

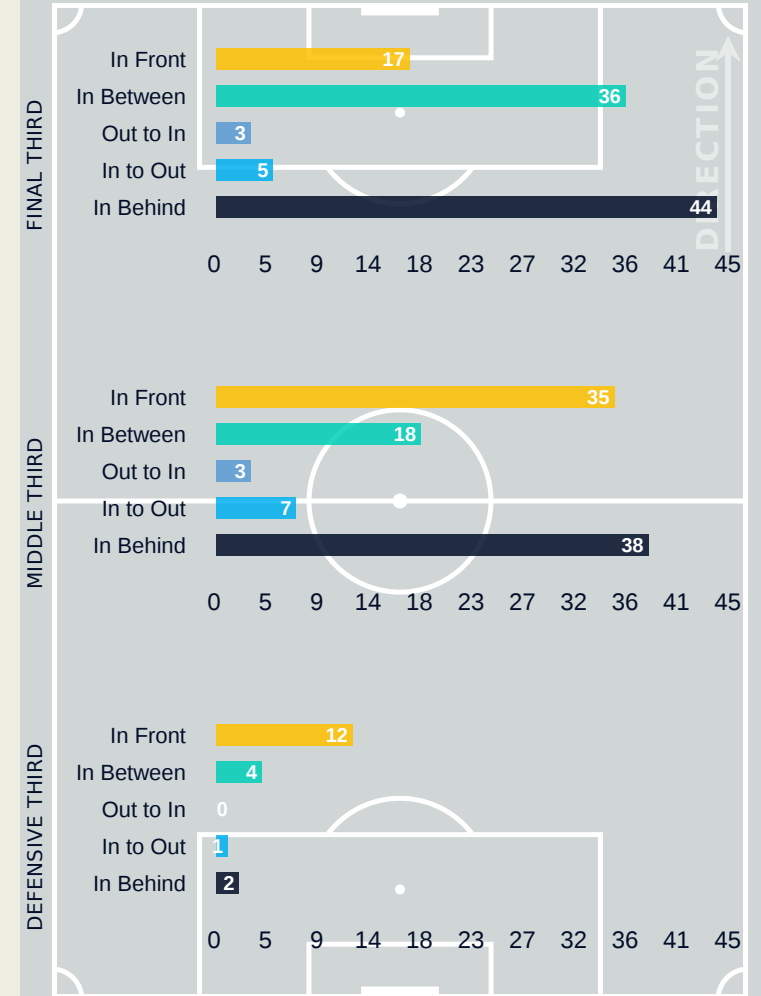


- In Front
- In Between
- Out to In
- In to Out
- In Behind

Top Ranked Players

Type	Player	Movements
In Front	8 FUJITA Joel Chima	17
In Between	8 FUJITA Joel Chima	11
Out to In	7 YAMAMOTO Rihito	2
In to Out	14 MITO Shunsuke	3
In Behind	7 YAMAMOTO Rihito	13

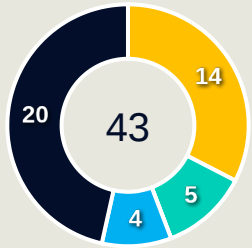
Movement Types Pitch Third



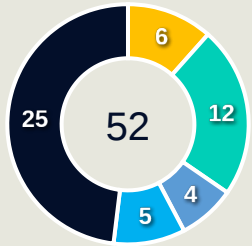
Movement to Receive

Movement Types by Phase

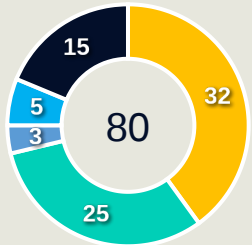
Final Third Phase



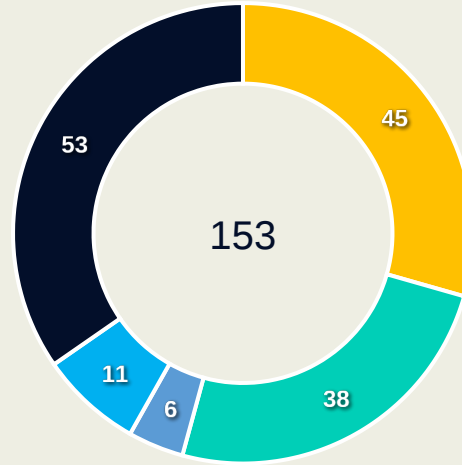
Progression Phase



Build Up Phase



All Movement Types

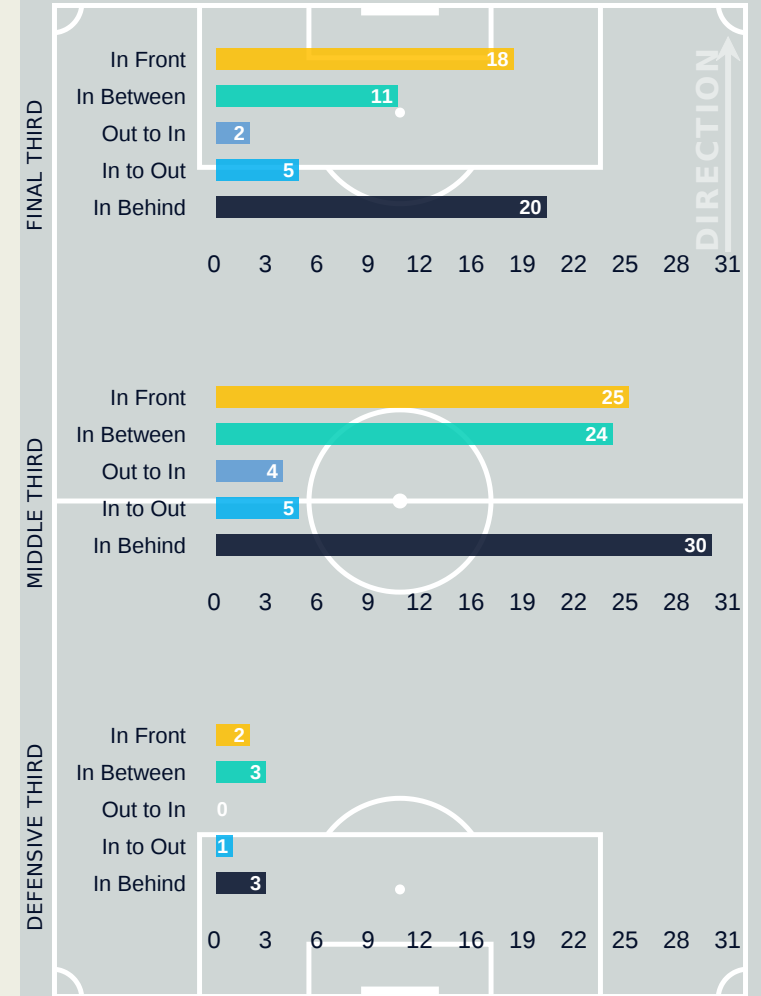


- In Front
- In Between
- Out to In
- In to Out
- In Behind

Top Ranked Players

Type	Player	Movements
In Front	18 DIAKITE Moussa	19
In Between	18 DIAKITE Moussa	16
Out to In	13 DIARRA Brahim	4
In to Out	11 DIARRA Thiemoko	4
In Behind	13 DIARRA Brahim	18

Movement Types Pitch Third



FIFA[®]
2024

OUT OF POSSESSION

Japan 1 - 0 Mali

Defensive Actions

47

Forced Turnovers

41

Possession Regained

6

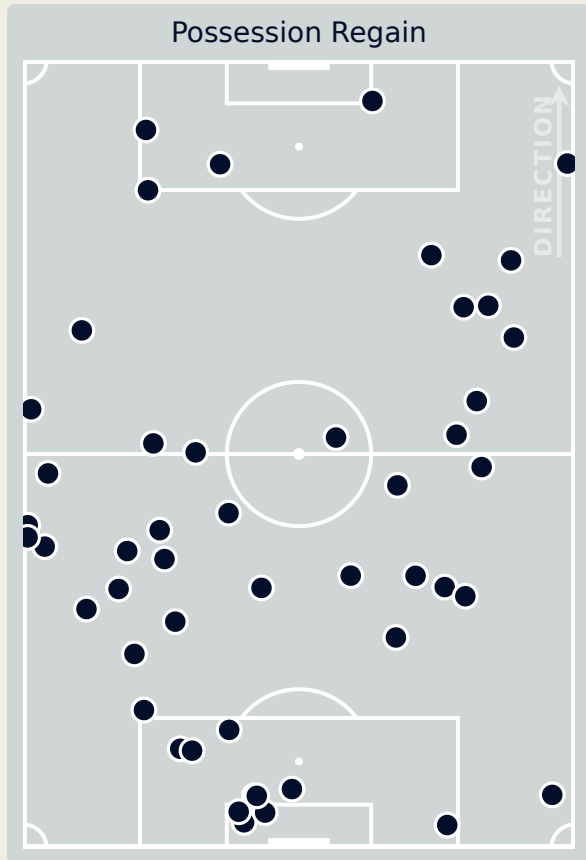
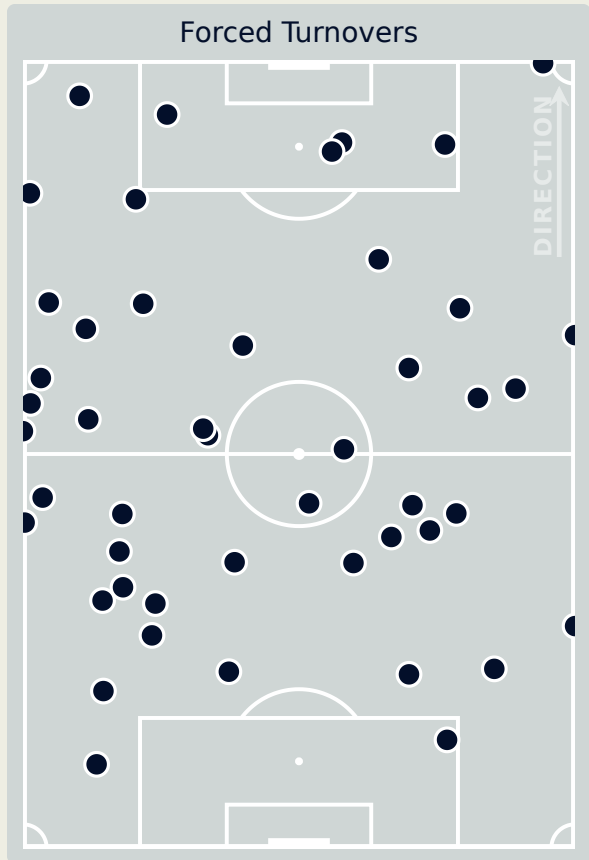
Interceptions

30

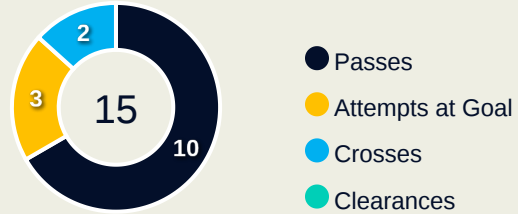
Tackles

5.18

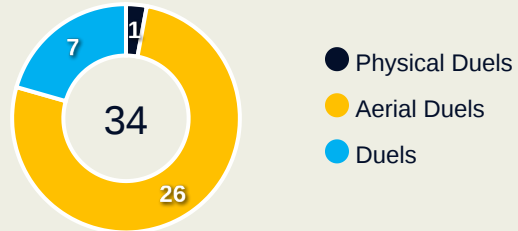
Possession Actions / Defensive Action



Blocks



Possession Contests



Most Possession Regains

8

SEKINE Hiroki
RIGHT BACK

#	Player	Total Possession Regains
1	KOKUBO Leobrian	5
3	NISHIO Ryuya	3
4	SEKINE Hiroki	8
7	YAMAMOTO Rihito	3
8	FUJITA Joel Chima	6
10	SAITO Koki	1
11	HOSOYA Mao	0
13	ARAKI Ryotaro	2
15	TAKAI Kota	3
16	OHATA Ayumu	6
20	YAMADA Fuki	0
6	KAWASAKI Sota	1
9	FUJIO Shota	0
14	MITO Shunsuke	1
18	SATO Kein	2

Defensive Actions

55

Forced Turnovers

50

Possession Regained

3

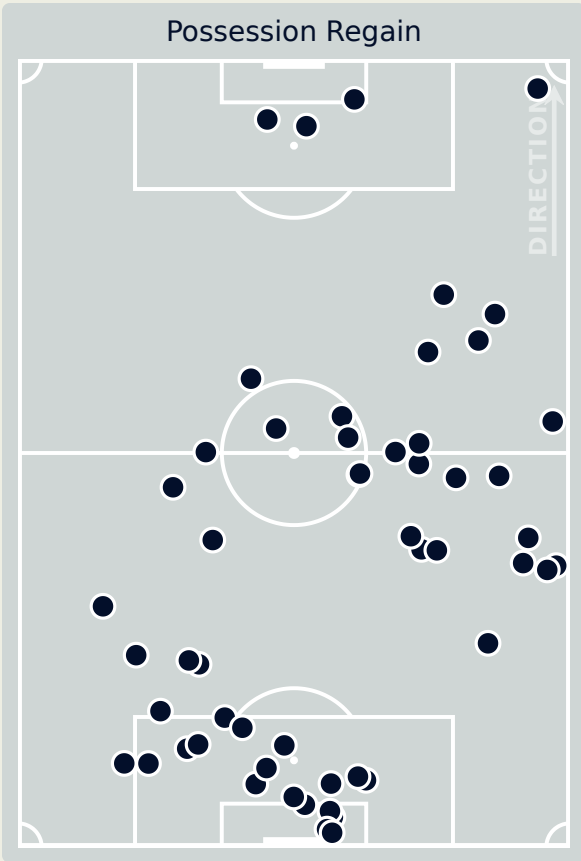
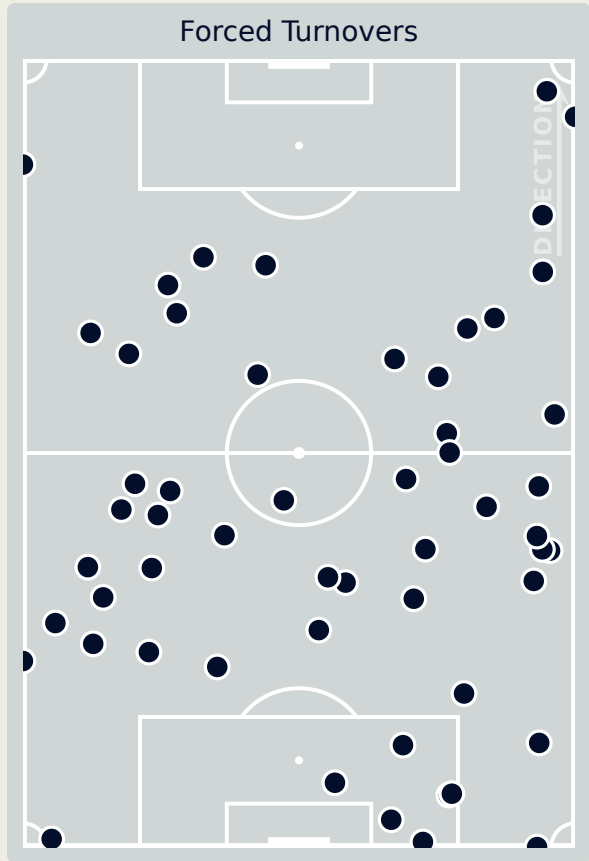
Interceptions

29

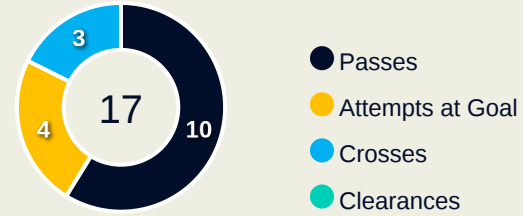
Tackles

5.13

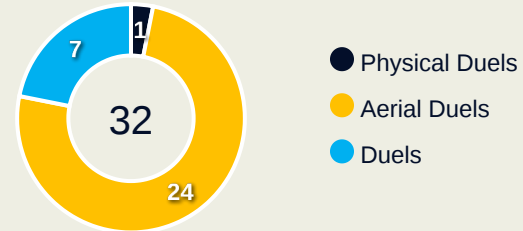
Possession Actions / Defensive Action



Blocks



Possession Contests



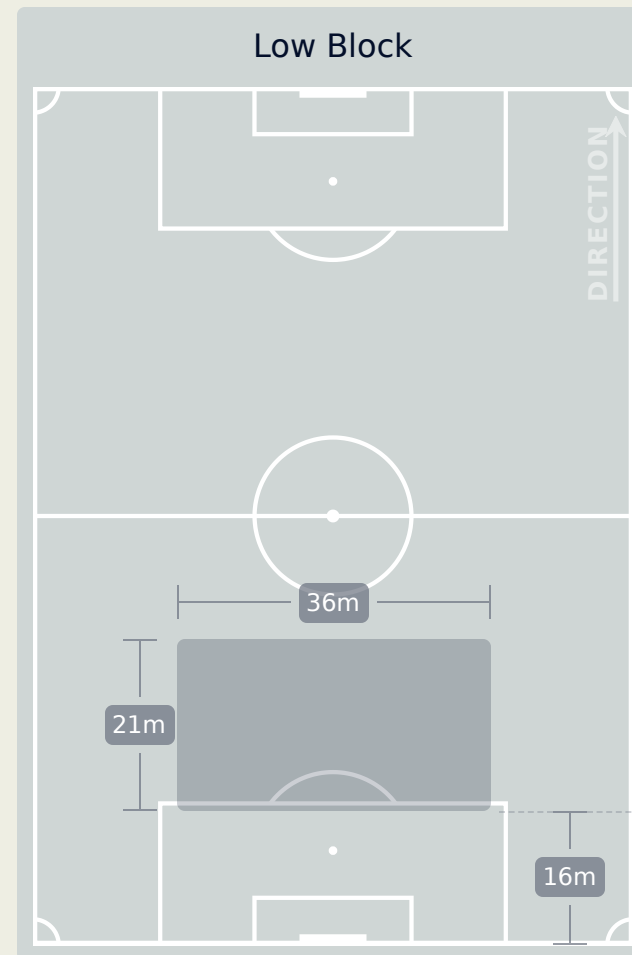
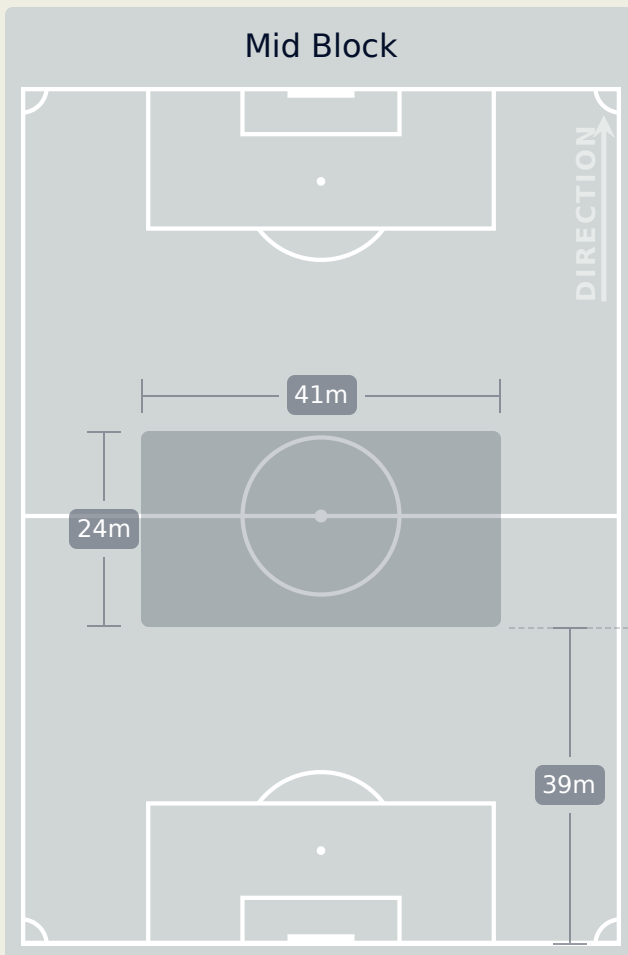
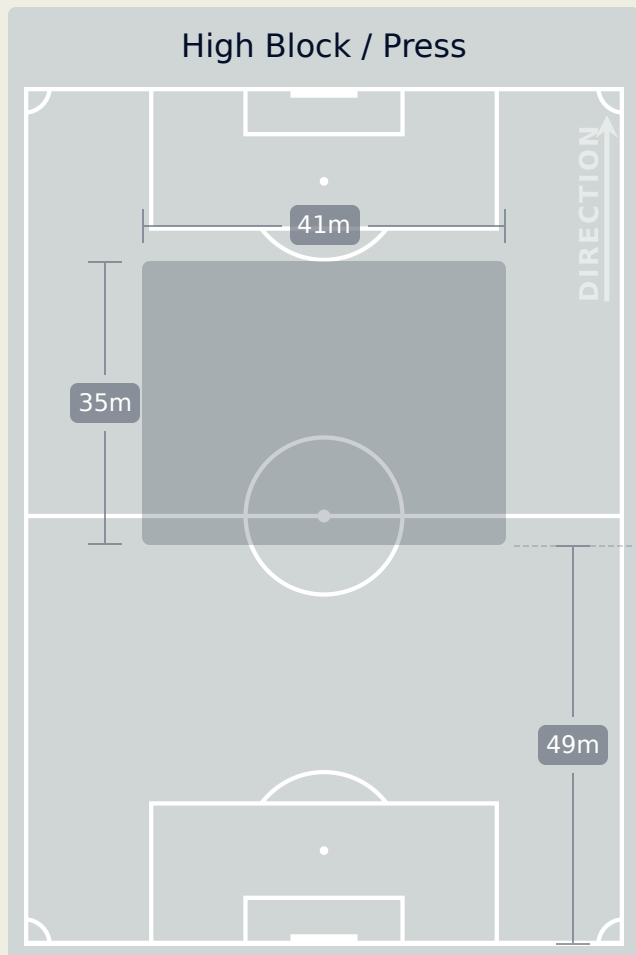
Most Possession Regains

10

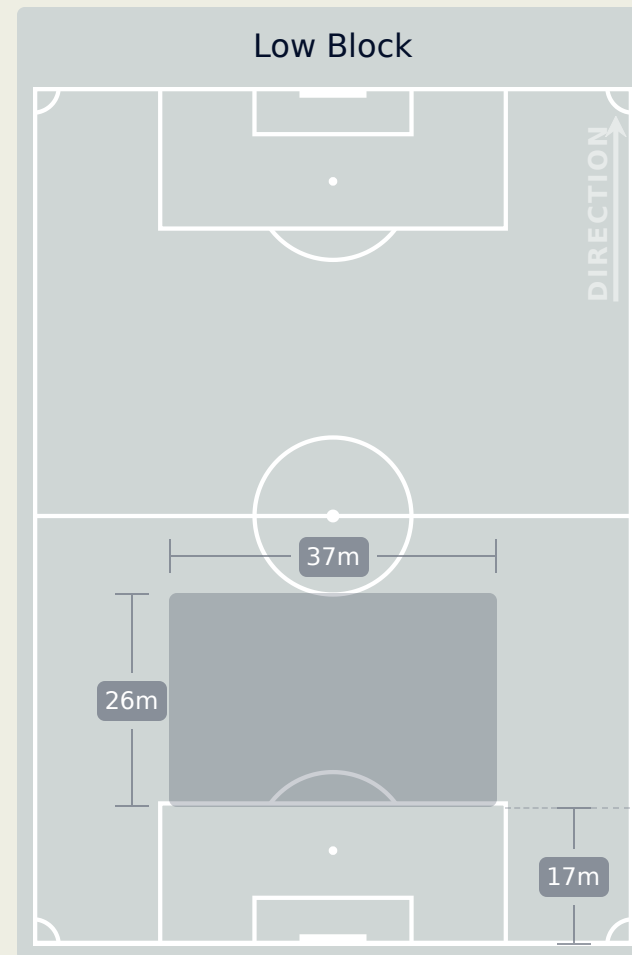
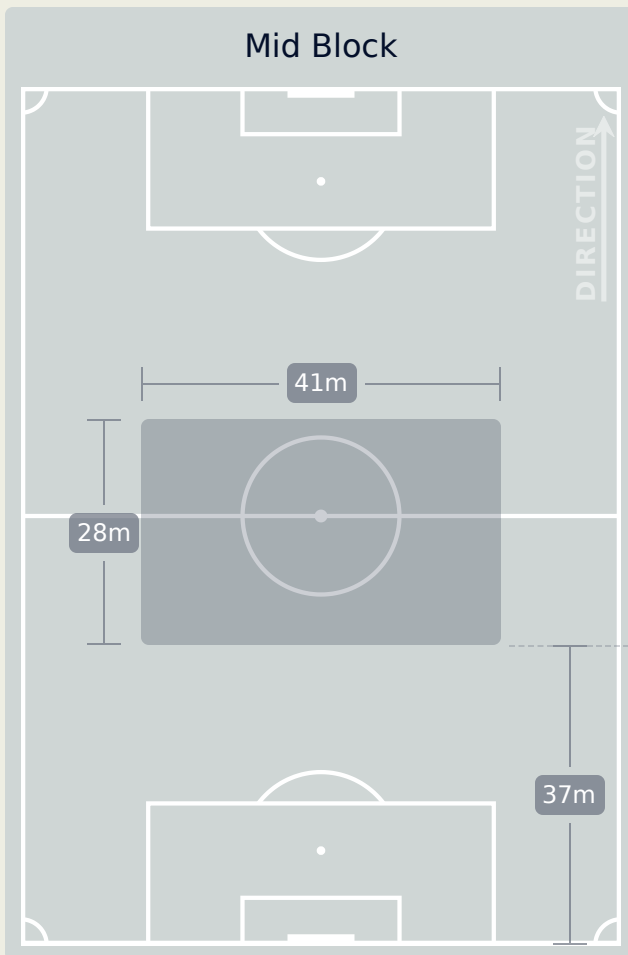
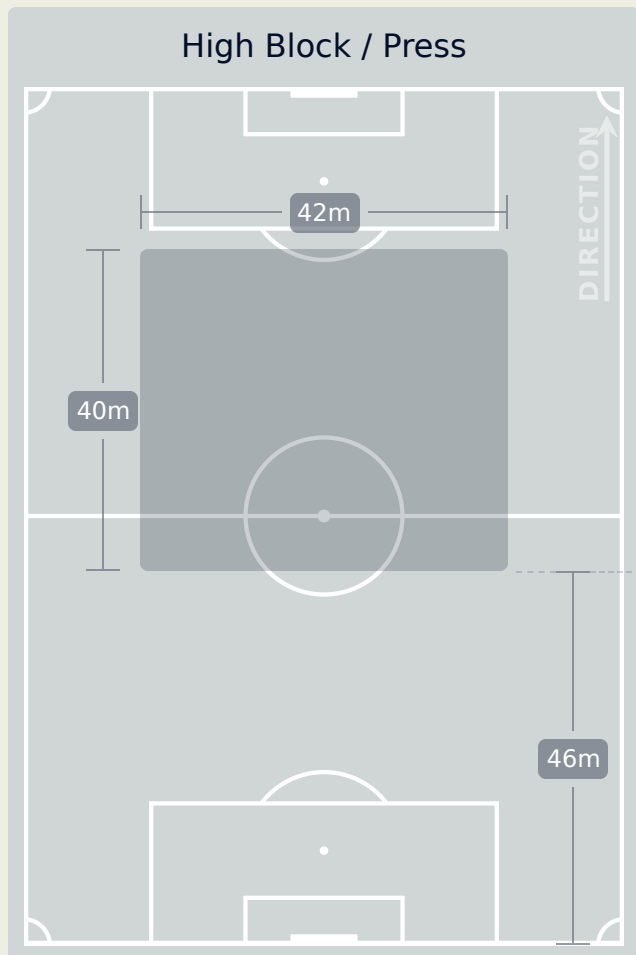
DIARRA Lassine
GOALKEEPER

#	Player	Total Possession Regains
1	DIARRA Lassine	10
2	DOUCOURE Fode	5
4	TOUNKARA Mamadou	4
5	CISSE Ibrahima	6
8	TRAORE Boubacar	3
9	DOUMBIA Cheickna	1
10	JIDDOU Salam	3
11	DIARRA Thiemoko	2
13	DIARRA Brahima	5
17	DIOMANDE Ahmed	8
18	DIAKITE Moussa	3
12	SISSOKHO Issouf	0
14	DIALLO Demba	0

Defensive Line Height & Team Length




Defensive Line Height & Team Length

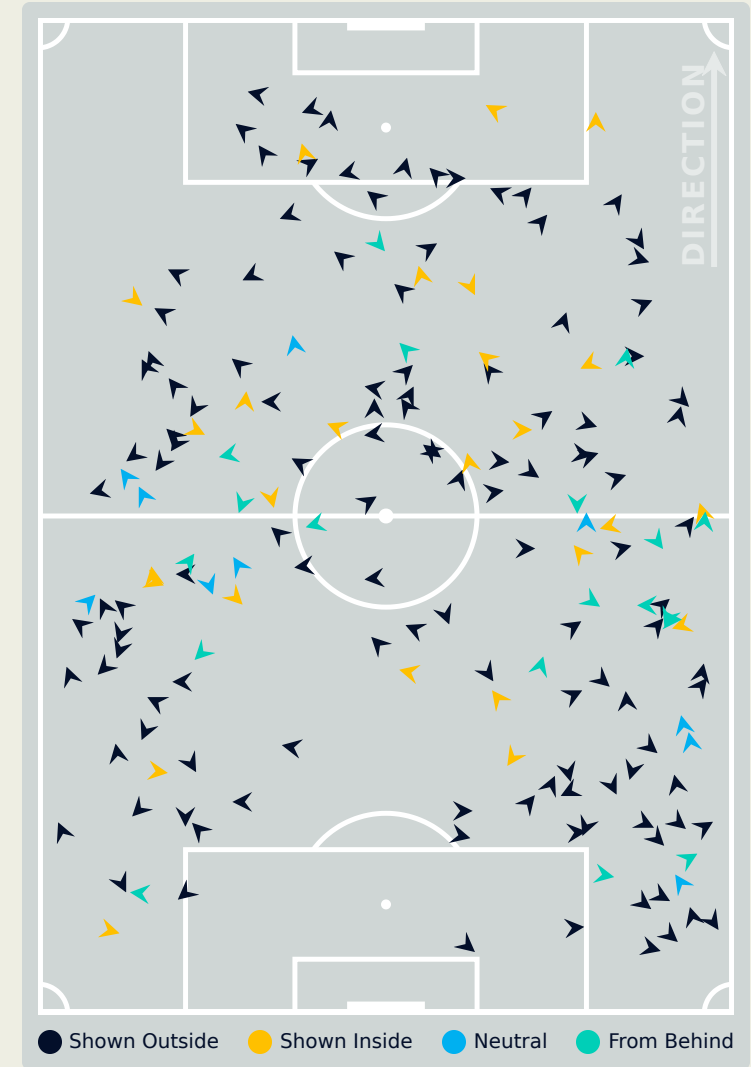


Defensive Pressure

Japan



Mali



228	Total Pressures	178
64	Direct Pressures	37
1.58s	Avg Pressure Duration	1.78s
47	Forced Turnovers	55
11.06s	Ball Recovery Time	10.85s
77	Pushing on into Pressing	50
163	Pushing on	93
39	Pressing Direction Inside	26
122	Pressing Direction Outside	123

Most Direct Pressures

17

OHATA Ayumu
LEFT BACK

Most Direct Pressures

8

TRAORE Boubacar
LEFT CENTRE MIDFIELD

FIFA[®]
2024

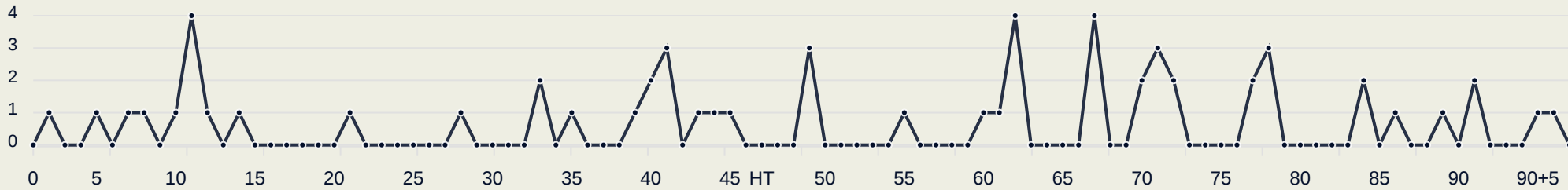
GOALKEEPING

Japan 1 - 0 Mali

Goalkeeping Involvement

Japan

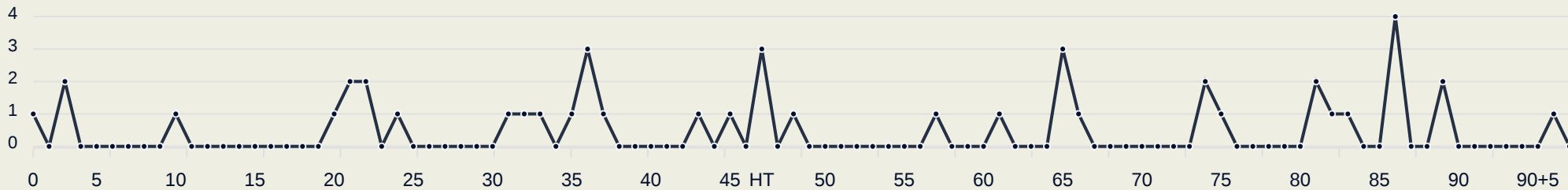
Japan GK Involvement Timeline



60
Total Involvements

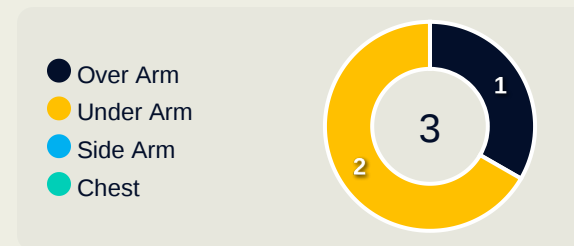
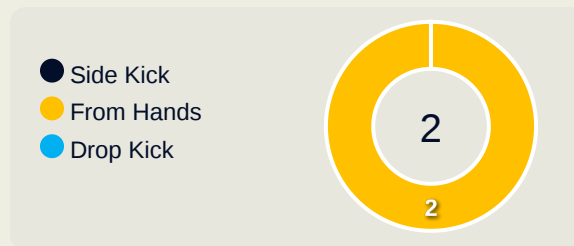
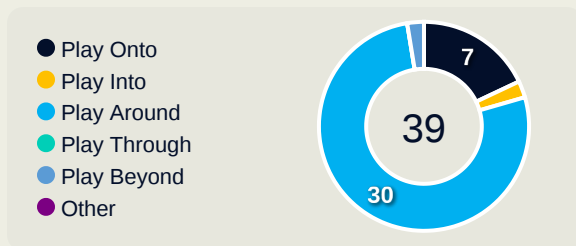
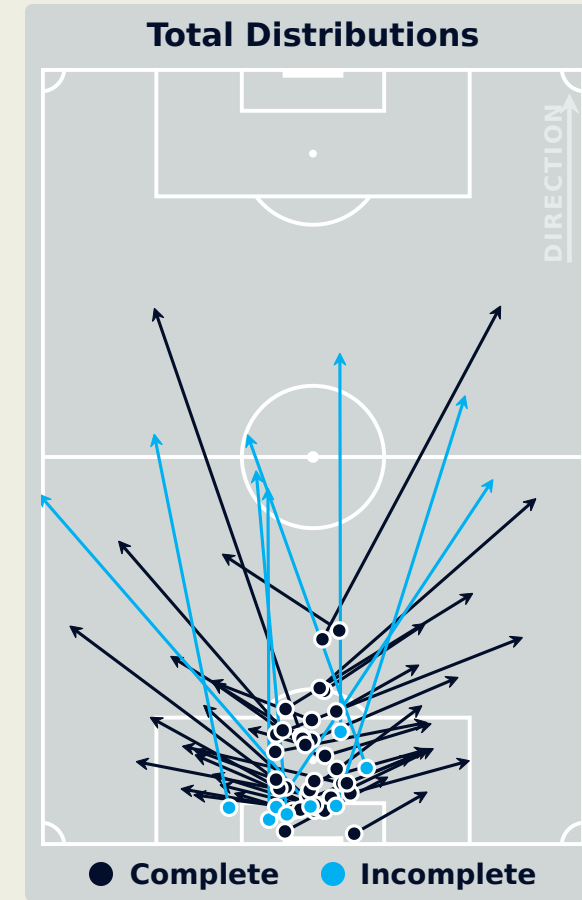
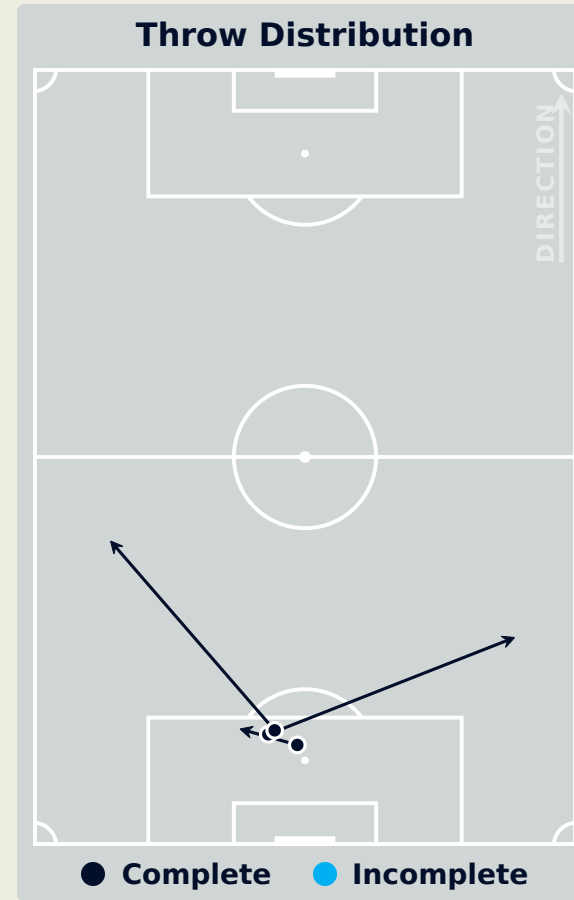
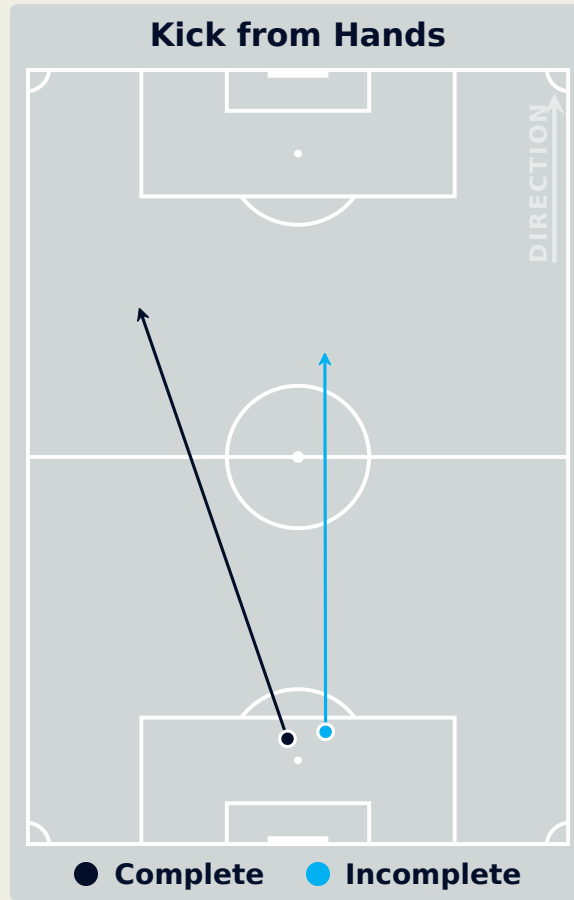
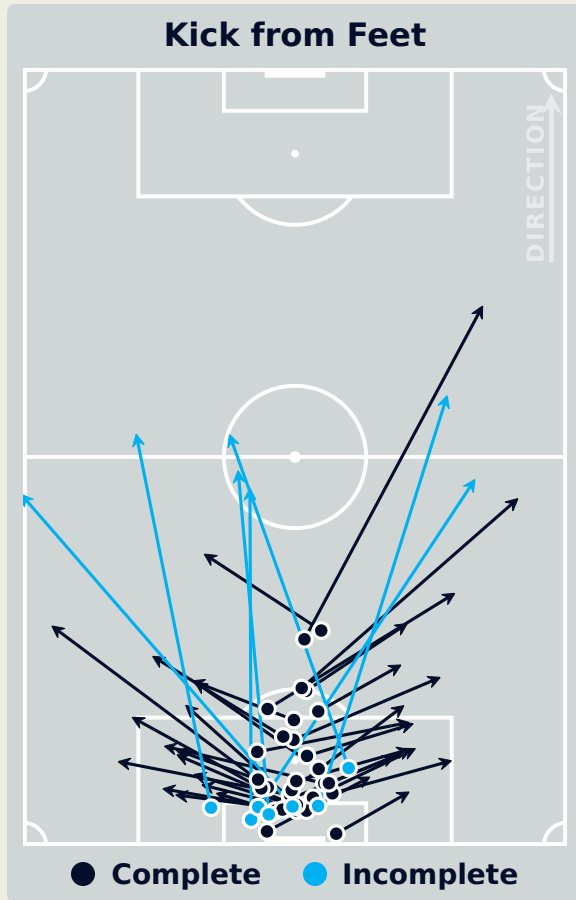
Mali

Mali GK Involvement Timeline



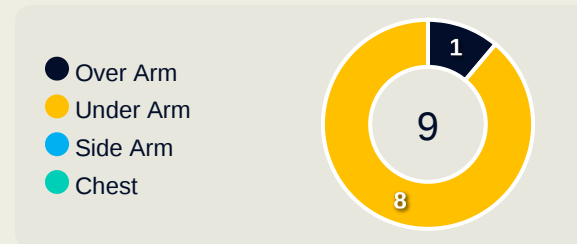
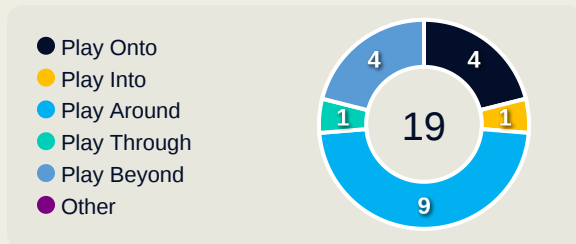
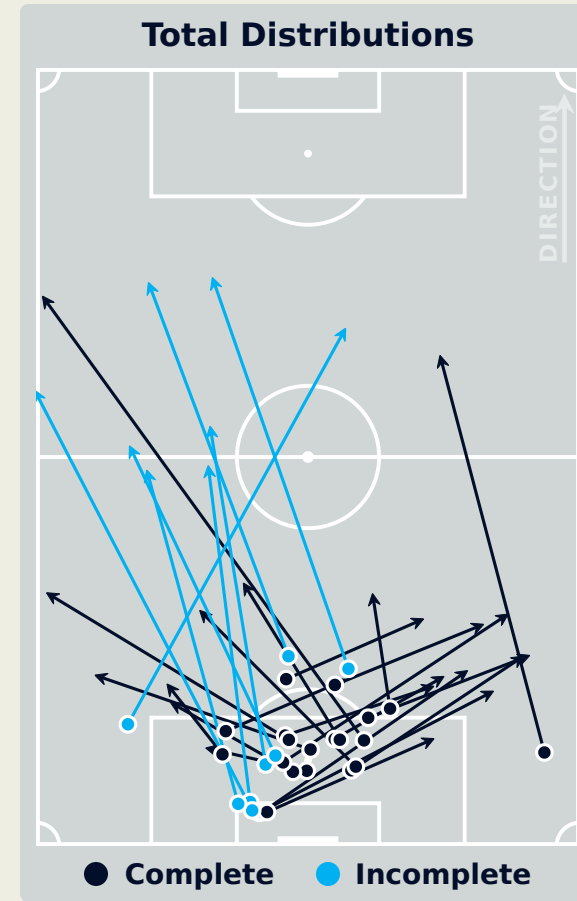
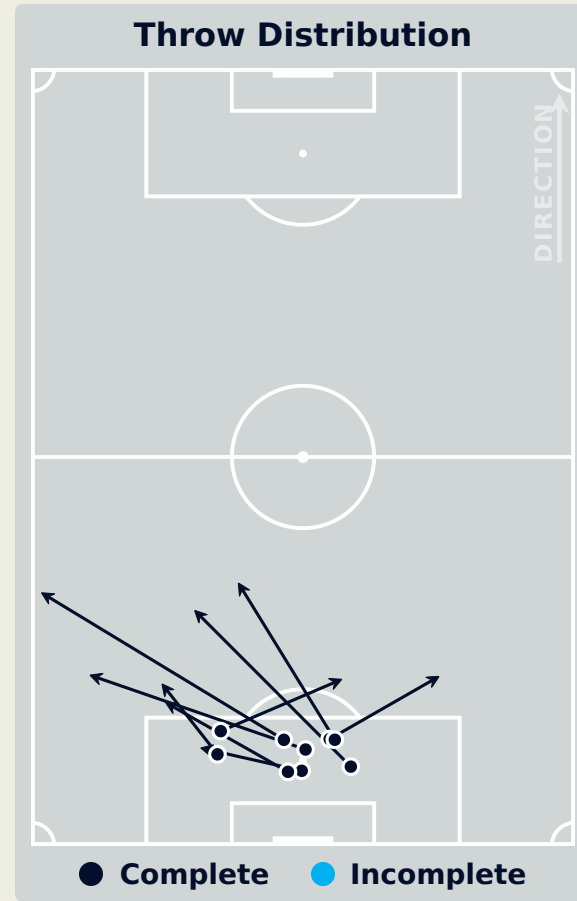
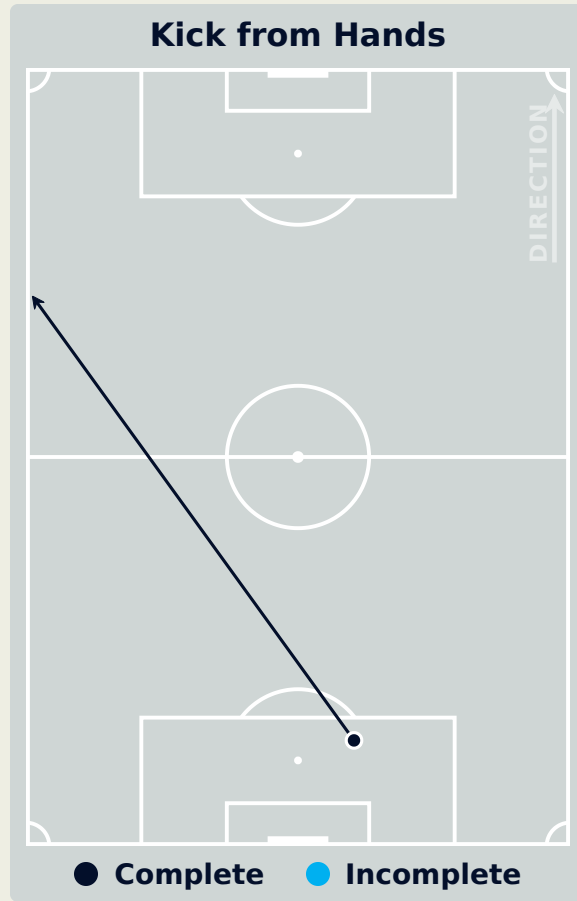
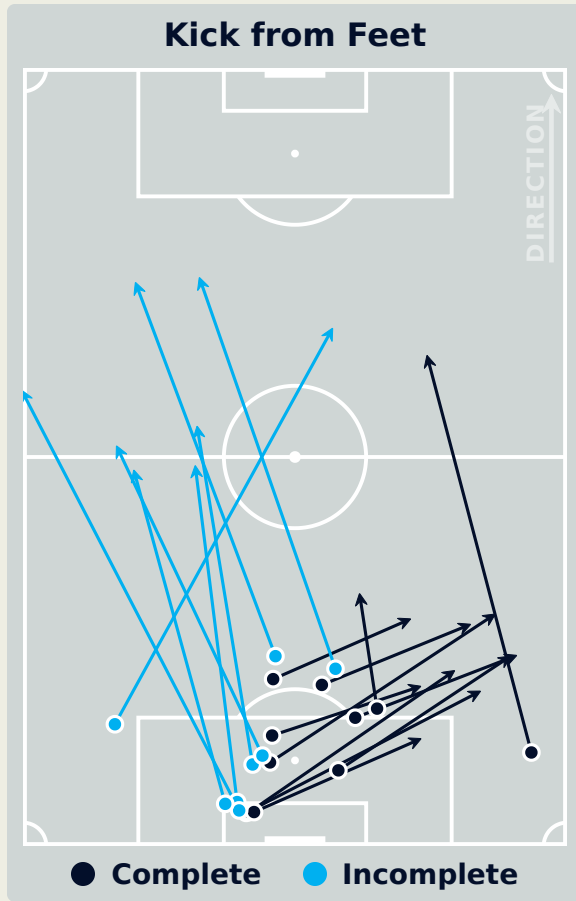
47
Total Involvements

Goalkeeping Distribution



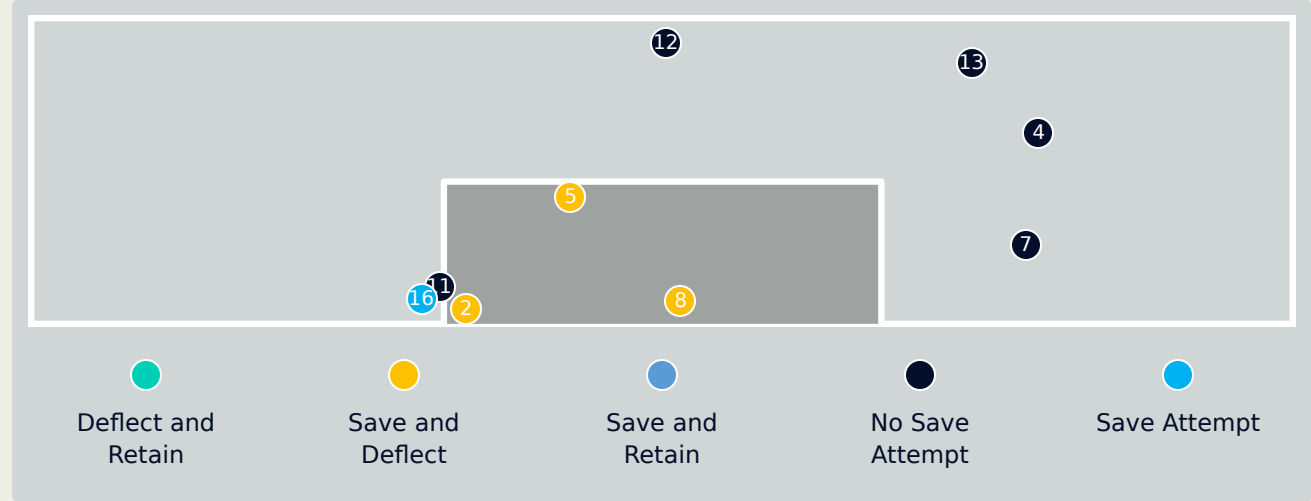
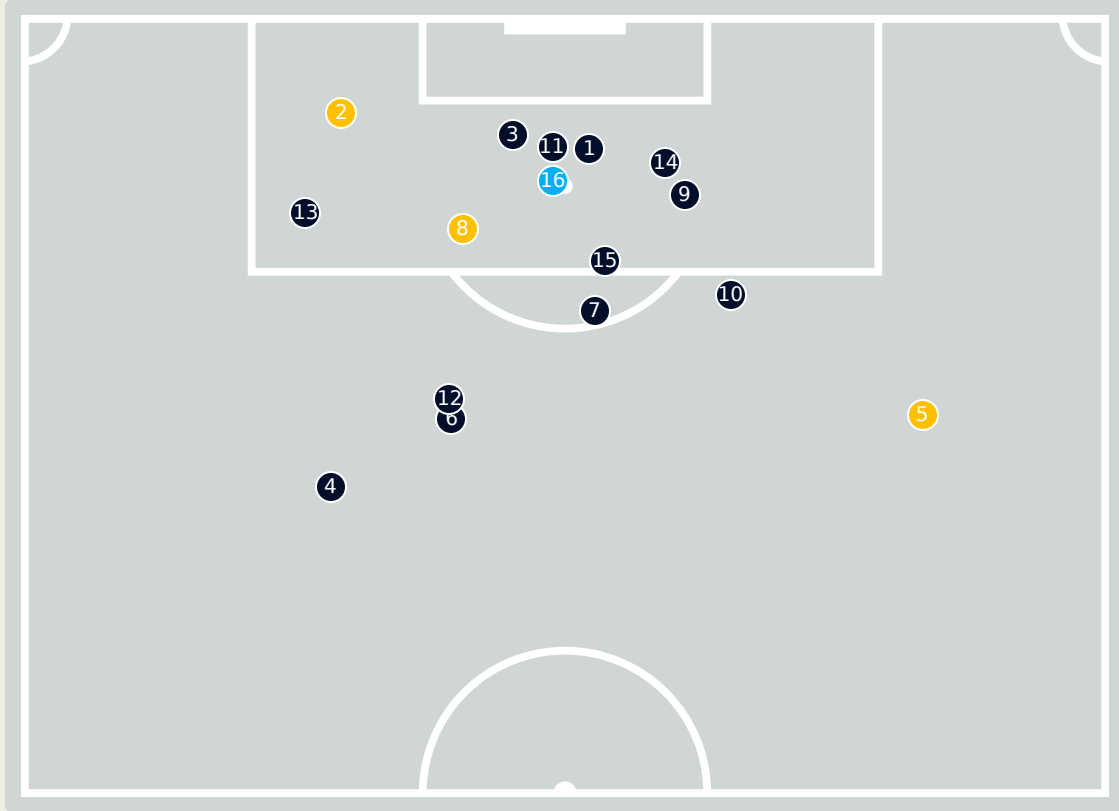
Goalkeeping Distribution

Mali

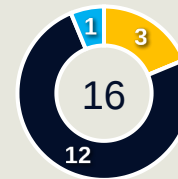


Japan

Goal Prevention

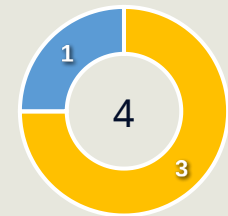


Intervention Type



- Deflect & Retain (Cyan)
- Save & Deflect (Yellow)
- Save & Retain (Blue)
- No Save Attempt (Black)
- Save Attempt (Light Blue)

Intervention Body Type



- Head (Black)
- Hands (Yellow)
- Upper Body (Light Blue)
- Lower Body (Cyan)
- Feet (Blue)

16

Total Attempts on Goal Faced

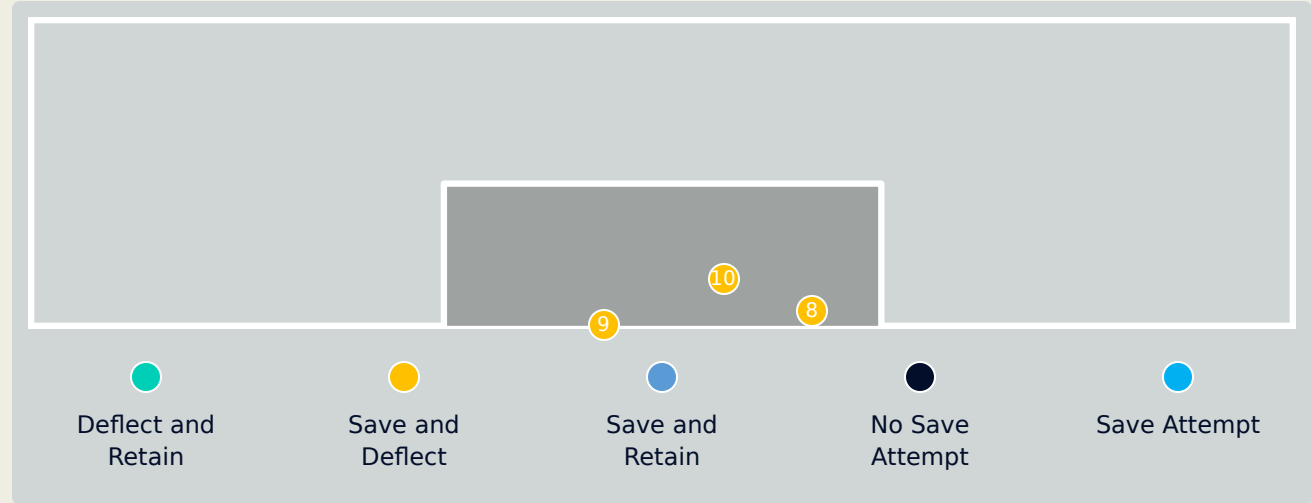
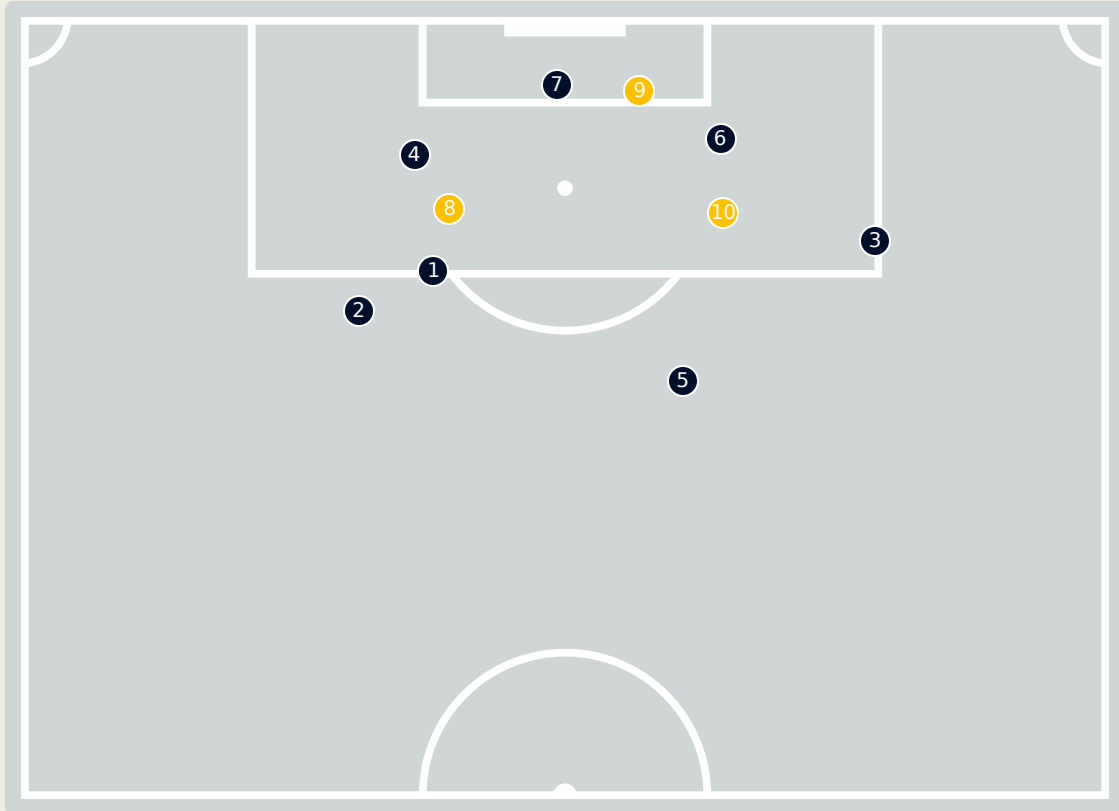
100

Save %

Total Attempts on Goal Faced	Total Goal Interventions	Save & Retain	Deflect & Retain	Save & Deflect	Save Attempt	No Save Attempt
16	3	0	0	3	1	12

Goal Prevention

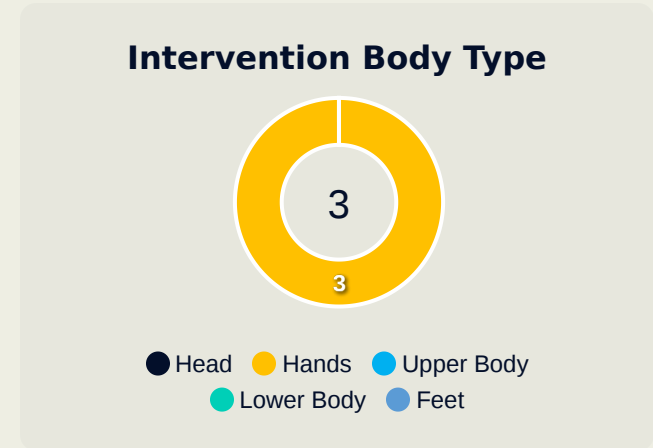
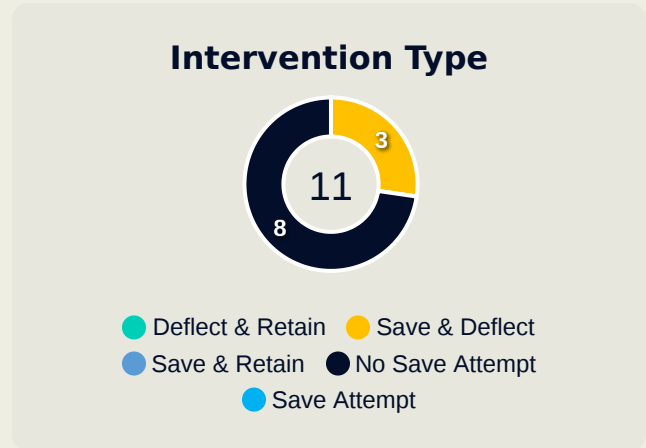
Mali



- Deflect and Retain
- Save and Deflect
- Save and Retain
- No Save Attempt
- Save Attempt

11
Total Attempts on Goal Faced

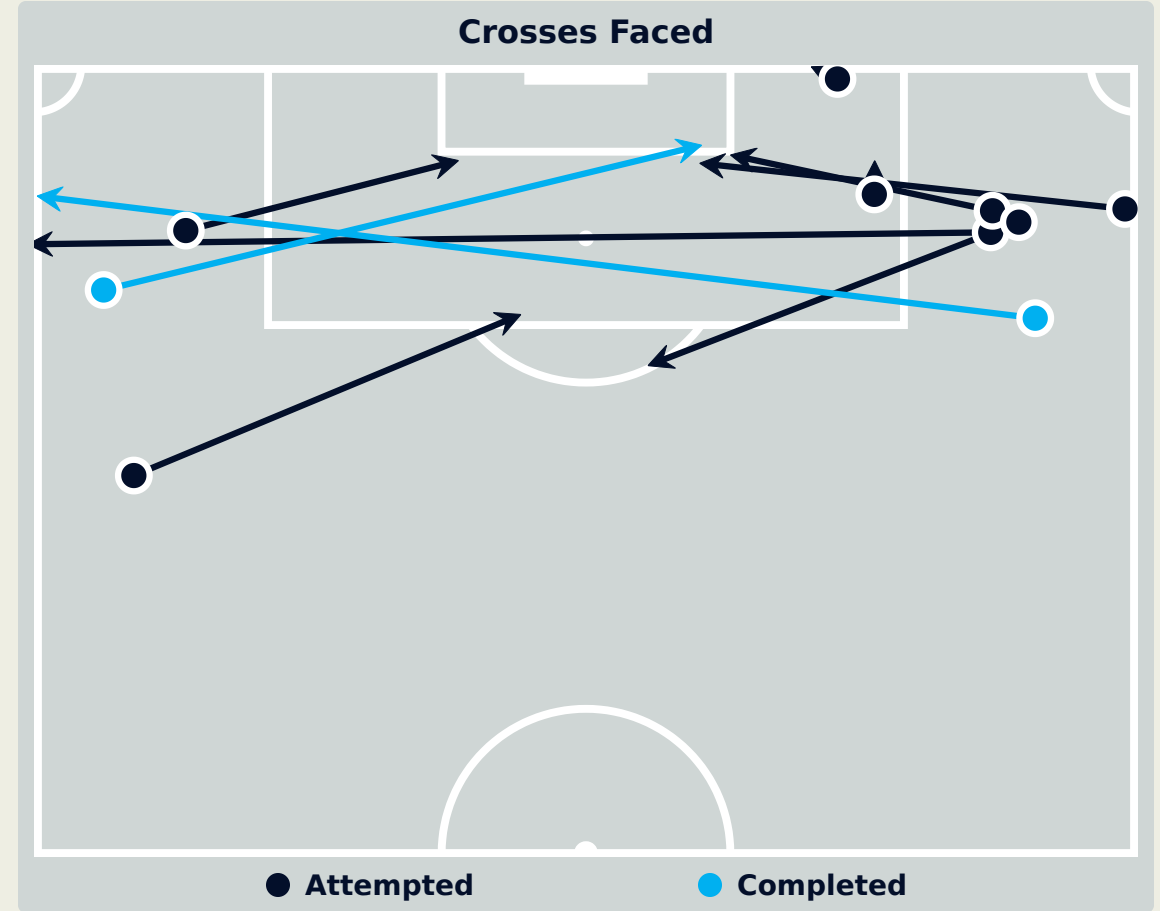
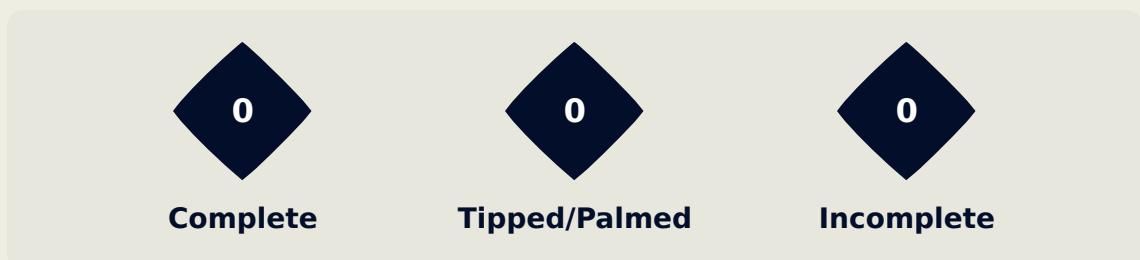
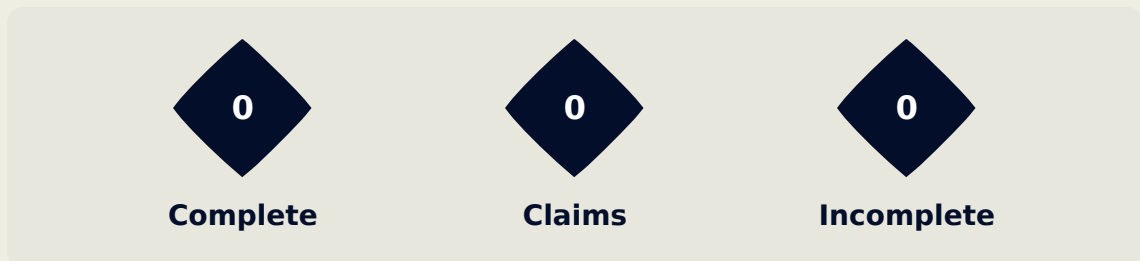
67
Save %



Total Attempts on Goal Faced	Total Goal Interventions	Save & Retain	Deflect & Retain	Save & Deflect	Save Attempt	No Save Attempt
11	3	0	0	3	0	8

Japan

Aerial Control

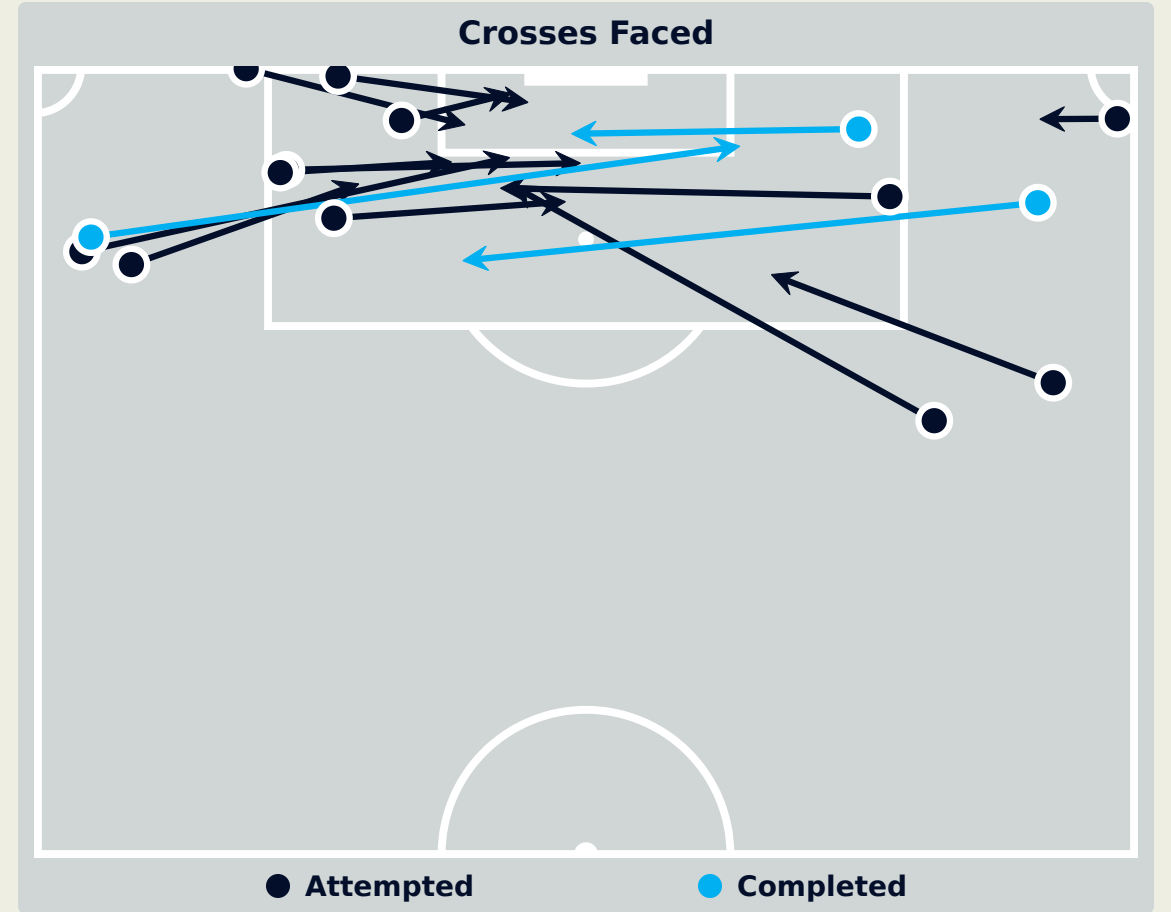
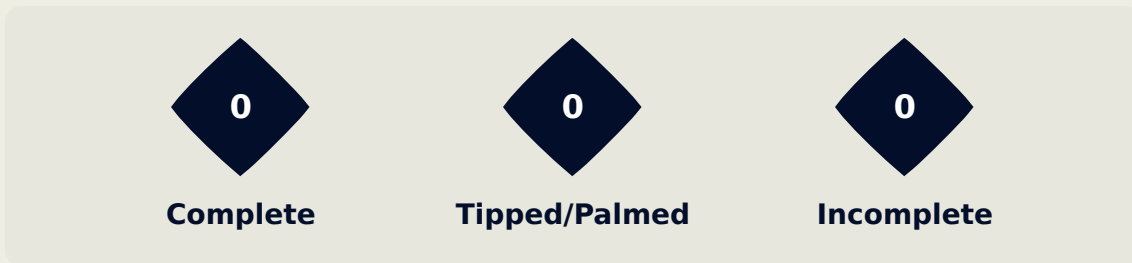


Delivery Types Faced

Total	In Swing	Out Swing	Driven	Lofted	Cutback	Push
13	4	4	1	1	1	2

Aerial Control

Mali



Delivery Types Faced

Total	In Swing	Out Swing	Driven	Lofted	Cutback	Push
20	5	3	3	5	0	4

FIFA[®]
2024

SET PLAYS

Japan 1 - 0 Mali

Set Plays

32
Total Set Plays

9
Total Free Kicks

0
Total Penalties

5
Total Corners

18
Total Throw Ins

Free Kicks	
Type	Total
Direct	6
Direct (on target)	0
Direct (off target)	0
Indirect	3

Corners			
Delivery Type	From Left Side	From Right Side	Total
Direct to Area	4	1	5
Short	0	0	0
Edge of Penalty Area	0	0	0

Corners	
Delivery Style	Total
Inswing	2
Outswing	2
Driven	1

Set Plays



Free Kicks	
Type	Total
Direct	17
Direct (on target)	0
Direct (off target)	0
Indirect	0

Corners			
Delivery Type	From Left Side	From Right Side	Total
Direct to Area	2	2	4
Short	1	0	1
Edge of Penalty Area	1	0	1

Corners	
Delivery Style	Total
Inswing	1
Outswing	1
Driven	0

FIFA[®]
2024

INDIVIDUAL DATA IN POSSESSION

Japan 1 - 0 Mali

In Possession - Distributions

#	Player	Passes Attempted	Passes Completed	Pass Completion %	Switches of Play	Crosses Attempted	Crosses Completed	Line Breaks Attempted	Line Breaks Completed	Line Break Completion %	Ball Progressions	Take Ons	Step Ins	Attempts at Goal	Goals
1	KOKUBO Leobrian	44	36	82%	0	0	0	10	3	30%	0	0	0	0	0
3	NISHIO Ryuya	81	72	89%	0	0	0	16	9	56%	2	0	2	0	0
4	SEKINE Hiroki	49	42	86%	0	1	0	10	5	50%	2	2	0	0	0
7	YAMAMOTO Rihito	21	18	86%	0	3	1	7	4	57%	0	0	0	2	1
8	FUJITA Joel Chima	42	40	95%	0	2	0	11	10	91%	0	0	0	1	0
10	SAITO Koki	21	20	95%	0	1	0	4	3	75%	3	2	1	2	0
11	HOSOYA Mao	12	10	83%	0	3	2	2	1	50%	0	0	0	1	0
13	ARAKI Ryotaro	28	22	79%	0	5	1	6	3	50%	1	1	0	0	0
15	TAKAI Kota	90	86	96%	1	0	0	17	13	76%	3	0	3	0	0
16	OHATA Ayumu	38	32	84%	0	0	0	15	10	67%	1	0	1	0	0
20	YAMADA Fuki	22	17	77%	0	2	1	5	2	40%	1	0	1	1	0
6	KAWASAKI Sota	1	0	0%	0	0	0	0	0	0%	0	0	0	0	0
9	FUJIO Shota	6	6	100%	0	2	0	2	2	100%	1	1	0	0	0
14	MITO Shunsuke	9	7	78%	0	1	0	0	0	0%	0	0	0	2	0
18	SATO Kein	4	3	75%	0	0	0	1	1	100%	1	0	1	1	0

In Possession - Offers & Receptions

			Offer movement types						
#	Player	Total Offers	In Front	In Between	Out to In	In to Out	In Behind	No Movement	Offers Received
1	KOKUBO Leobrian	5	0	0	0	0	0	5	1
3	NISHIO Ryuya	15	5	0	0	0	0	10	12
4	SEKINE Hiroki	26	8	5	0	1	6	6	9
7	YAMAMOTO Rihito	33	7	6	2	2	13	3	7
8	FUJITA Joel Chima	32	17	11	0	2	1	1	9
10	SAITO Koki	33	3	4	2	1	12	11	15
11	HOSOYA Mao	25	1	11	0	2	10	1	6
13	ARAKI Ryotaro	25	6	10	0	1	8	0	12
15	TAKAI Kota	9	3	0	0	0	0	6	7
16	OHATA Ayumu	20	7	1	0	0	8	4	8
20	YAMADA Fuki	28	4	3	0	0	13	8	11
6	KAWASAKI Sota	2	0	1	0	0	0	1	0
9	FUJIO Shota	12	1	0	1	0	5	5	1
14	MITO Shunsuke	19	2	6	1	3	5	2	6
18	SATO Kein	6	0	0	0	1	3	2	3

In Possession - Distributions

#	Player	Passes Attempted	Passes Completed	Pass Completion %	Switches of Play	Crosses Attempted	Crosses Completed	Line Breaks Attempted	Line Breaks Completed	Line Break Completion %	Ball Progressions	Take Ons	Step Ins	Attempts at Goal	Goals
1	DIARRA Lassine	29	21	72%	0	0	0	11	5	45%	0	0	0	0	0
2	DOUCOURE Fode	56	51	91%	0	0	0	21	16	76%	3	0	3	2	0
4	TOUNKARA Mamadou	32	30	94%	0	0	0	12	10	83%	0	0	0	3	0
5	CISSE Ibrahima	47	37	79%	0	0	0	15	9	60%	1	0	1	0	0
8	TRAORE Boubacar	46	41	89%	0	0	0	14	13	93%	2	1	1	1	0
9	DOUMBIA Cheickna	9	7	78%	1	1	0	3	2	67%	1	1	0	3	0
10	JIDDOU Salam	43	36	84%	2	0	0	7	6	86%	0	0	0	0	0
11	DIARRA Thiemoko	32	29	91%	0	4	0	4	2	50%	0	0	0	4	0
13	DIARRA Brahima	31	27	87%	1	1	1	3	2	67%	0	0	0	0	0
17	DIOMANDE Ahmed	66	63	95%	0	5	2	29	27	93%	3	1	2	1	0
18	DIAKITE Moussa	59	51	86%	0	1	0	16	11	69%	1	1	0	2	0
12	SISSOKHO Issouf	17	14	82%	0	1	0	4	3	75%	0	0	0	0	0
14	DIALLO Demba	5	5	100%	0	0	0	0	0	0%	1	1	0	0	0

In Possession - Offers & Receptions

			Offer movement types						
#	Player	Total Offers	In Front	In Between	Out to In	In to Out	In Behind	No Movement	Offers Received
1	DIARRA Lassine	5	0	0	0	0	0	5	1
2	DOUCOURE Fode	8	0	0	0	0	5	3	2
4	TOUNKARA Mamadou	1	0	0	0	0	1	0	0
5	CISSE Ibrahima	1	0	0	0	0	1	0	0
8	TRAORE Boubacar	2	1	0	0	0	0	1	2
9	DOUMBIA Cheickna	13	0	4	0	0	8	1	3
10	JIDDOU Salam	13	7	1	0	2	0	3	9
11	DIARRA Thiemoko	26	2	6	2	4	8	4	16
13	DIARRA Brahima	50	12	9	4	3	18	4	28
17	DIOMANDE Ahmed	3	1	0	0	0	1	1	0
18	DIAKITE Moussa	47	19	16	0	1	3	8	25
12	SISSOKHO Issouf	6	3	2	0	0	0	1	5
14	DIALLO Demba	9	0	0	0	1	8	0	3

FIFA®
2024

INDIVIDUAL DATA OUT OF POSSESSION

Japan 1 - 0 Mali

Out of Possession

Japan

#	Player	Tackles Made / Won	Blocks	Interceptions	Pressing Direct	Pressing Indirect	Duels Won - Aerial	Duels Won - Physical	Possession Contests won	Clearances	Loose Ball Receptions	Pushing On	Pushing On into Pressing	Possession Regains	Possession Interrupted
1	KOKUBO Leobrian	0 / 0	0	0	0	0	0	0	0	0	5	0	0	5	0
3	NISHIO Ryuya	0 / 0	0	1	0	4	0	0	0	5	1	1	0	3	2
4	SEKINE Hiroki	7 / 2	1	1	7	6	4	0	4	6	5	4	0	8	5
7	YAMAMOTO Rihito	2 / 0	2	0	9	30	2	0	2	3	8	33	14	3	2
8	FUJITA Joel Chima	5 / 3	4	1	8	15	0	0	1	4	14	15	5	6	6
10	SAITO Koki	1 / 1	0	0	2	23	1	0	1	0	2	23	16	1	0
11	HOSOYA Mao	1 / 0	1	0	3	13	1	0	1	0	2	10	4	0	2
13	ARAKI Ryotaro	2 / 0	2	1	1	12	0	0	0	4	2	6	5	2	6
15	TAKAI Kota	1 / 0	3	0	3	4	3	0	3	3	7	7	2	3	2
16	OHATA Ayumu	8 / 3	1	1	17	9	1	1	4	0	4	33	15	6	2
20	YAMADA Fuki	1 / 0	0	0	6	18	0	0	1	0	2	12	7	0	1
6	KAWASAKI Sota	1 / 1	1	0	0	5	0	0	0	1	0	1	1	1	1
9	FUJIO Shota	1 / 0	0	0	1	10	1	0	1	0	2	10	6	0	0
14	MITO Shunsuke	0 / 0	0	1	2	9	0	0	0	0	3	7	1	1	0
18	SATO Kein	0 / 0	1	0	5	6	0	0	0	0	1	1	1	2	0

Out of Possession

Mali

#	Player	Tackles Made / Won	Blocks	Interceptions	Pressing Direct	Pressing Indirect	Duels Won - Aerial	Duels Won - Physical	Possession Contests won	Clearances	Loose Ball Receptions	Pushing On	Pushing On into Pressing	Possession Regains	Possession Interrupted
1	DIARRA Lassine	0 / 0	0	0	0	0	0	0	0	1	6	0	0	10	0
2	DOUCOURE Fode	3 / 2	2	1	4	6	0	0	0	3	7	6	4	5	2
4	TOUNKARA Mamadou	2 / 1	3	0	1	3	3	0	4	6	3	5	2	4	7
5	CISSE Ibrahima	1 / 1	3	0	2	5	2	0	2	6	7	6	1	6	5
8	TRAORE Boubacar	4 / 1	2	0	8	13	1	0	1	2	8	4	0	3	4
9	DOUMBIA Cheickna	1 / 0	0	0	0	36	3	0	3	2	2	11	8	1	2
10	JIDDOU Salam	2 / 2	0	0	6	7	0	0	1	0	4	5	1	3	0
11	DIARRA Thiemoko	0 / 0	2	0	0	20	0	0	0	0	4	14	5	2	1
13	DIARRA Brahima	8 / 4	1	1	7	27	0	0	0	1	4	22	18	5	2
17	DIOMANDE Ahmed	8 / 4	4	0	5	10	0	0	0	4	6	9	8	8	4
18	DIAKITE Moussa	0 / 0	1	1	1	11	2	0	3	1	11	8	2	3	0
12	SISSOKHO Issouf	0 / 0	0	0	2	1	0	0	0	0	4	2	0	0	0
14	DIALLO Demba	0 / 0	0	0	1	2	0	0	0	0	1	1	1	0	0

FIFA[®]
2024

INDIVIDUAL DATA PHYSICAL

Japan 1 - 0 Mali

27 July 2024 - Stade de Bordeaux - 21:00										
Physical Data										Japan
#	Player	Total Distance (m)	Zone 1: 0-7 km/h (m)	Zone 2: 7-15 km/h (m)	Zone 3: 15-20 km/h (m)	Zone 4: 20-25 km/h (m)	Zone 5: 25+ km/h (m)	High Speed Runs (Zone 4)	Sprints (Zone 5)	Top Speed (km/h)
1	KOKUBO Leobrian	4876.7	3899.9	820.6	153.4	2.8	0	1.0	0	20.4
3	NISHIO Ryuya	9018.3	3943.2	3725.1	775.1	404.3	170.6	46.0	13.0	30.9
4	SEKINE Hiroki	10189.1	4044.2	3729.3	1398.1	833.2	184.3	88.0	17.0	29.4
7	YAMAMOTO Rihito	11222.8	3055.5	4753.0	2103.1	1056.2	255.0	113.0	18.0	29.2
8	FUJITA Joel Chima	10014.7	3589.1	4418.8	1266.7	641.1	99.0	67.0	12.0	29.0
10	SAITO Koki	6675.3	2416.1	2722.7	856.9	531.0	148.6	66.0	14.0	31.2
11	HOSOYA Mao	10242.5	4516.1	3652.6	1111.7	581.3	380.9	100.0	28.0	33.9
13	ARAKI Ryotaro	7038.9	2348.4	3017.6	1237.6	381.2	54.2	46.0	6.0	27.4
15	TAKAI Kota	9344.7	4812.6	3064.3	889.4	372.9	205.6	51.0	13.0	32.3
16	OHATA Ayumu	9488.0	4187.6	3500.6	1007.9	473.7	318.1	74.0	19.0	32.6
20	YAMADA Fuki	8202.7	2638.4	3310.8	1290.2	687.0	276.4	89.0	20.0	29.8
6	KAWASAKI Sota	943.4	380.4	225.5	217.9	97.9	21.7	11.0	3.0	27.8
9	FUJIO Shota	4550.3	1734.1	1665.0	699.7	370.9	80.6	39.0	8.0	29.3
14	MITO Shunsuke	4522.6	1518.0	1908.3	612.1	302.6	181.5	46.0	14.0	30.5
18	SATO Kein	3182.5	972.4	1294.6	504.7	208.7	202.1	31.0	10.0	31.9

Physical Data

Mali

#	Player	Total Distance (m)	Zone 1: 0-7 km/h (m)	Zone 2: 7-15 km/h (m)	Zone 3: 15-20 km/h (m)	Zone 4: 20-25 km/h (m)	Zone 5: 25+ km/h (m)	High Speed Runs (Zone 4)	Sprints (Zone 5)	Top Speed (km/h)
1	DIARRA Lassine	4657.9	3708.1	831.4	103.1	15.3	0	2.0	0	23.9
2	DOUCOURE Fode	9696.1	3665.4	3825.5	1164.5	703.9	336.8	91.0	25.0	31.8
4	TOUNKARA Mamadou	8771.5	4502.2	3281.0	657.2	268.9	62.2	34.0	7.0	29.3
5	CISSE Ibrahima	8308.9	4409.2	2929.1	573.7	281.3	115.6	37.0	8.0	32.7
8	TRAORE Boubacar	9906.7	4679.3	3429.9	1181.8	503.6	112.1	66.0	12.0	31.2
9	DOUMBIA Cheickna	8848.0	4199.6	3020.1	1012.3	471.2	144.8	64.0	12.0	33.3
10	JIDDOU Salam	8773.7	2779.3	4244.7	1398.2	336.9	14.6	40.0	1.0	27.1
11	DIARRA Thiemoko	11161.6	3744.3	4508.8	1551.5	889.9	467.1	110.0	27.0	33.7
13	DIARRA Brahima	8026.1	3662.5	2500.9	1067.8	619.0	175.9	68.0	12.0	30.6
17	DIOMANDE Ahmed	9931.4	4439.7	3455.3	1255.9	586.3	194.1	81.0	16.0	30.2
18	DIAKITE Moussa	11708.6	3841.2	5379.9	1792.2	569.5	125.9	70.0	10.0	33.0
12	SISSOKHO Issouf	3203.9	949.1	1269.2	709.7	258.3	17.6	19.0	2.0	25.7
14	DIALLO Demba	1932.8	881.7	571.0	207.4	111.5	161.2	17.0	7.0	33.3

FIFA[®]
2024