

# FIFA®

2024

## Israel 0 - 1 Japan

Group D - Match 23

30 July 2024

21:00 Kick Off

Stade de la Beaujoire



**POST MATCH SUMMARY REPORT**

# Match Summary - Teams

## Israel



## Japan

### STARTING

- 1 GK NIRON Omer
- 2 DF FEINGOLD Ilay 70'
- 3 DF GOLDBERG Sean
- 4 DF LEMKIN Stav
- 5 DF REVIVO Roy
- 6 MF GANDELMAN Omri ↓ 84'
- 8 MF AZOULAY Ethane ↓ 69'
- 10 MF GLOUKH Oscar
- 11 FW ABADA Liel
- 13 FW MADMON Elad ↓ 45'
- 17 MF SHAHAR Ido 16' ↓ 45'

### SUBSTITUTES

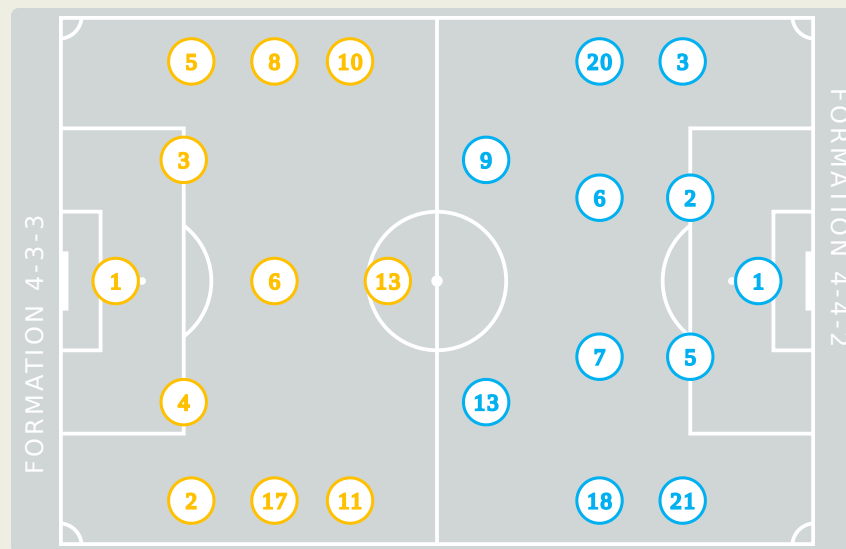
- 18 GK ELIASI Niv
- 22 GK SASOON Roy
- 7 DF DAVIDA Osher ↑ 84'
- 9 FW TURGEMAN Dor ↑ 45'
- 12 DF BEN HAROSH Noam
- 14 MF FEREDÉ Ayanaw ↑ 45'
- 15 MF YONA Adi ↑ 69'
- 16 DF ISRAELOV Or
- 19 FW TOKLOMATI Idan
- 20 MF YEHOSHUA Niv
- 21 MF MELAMUD Noam

### STARTING

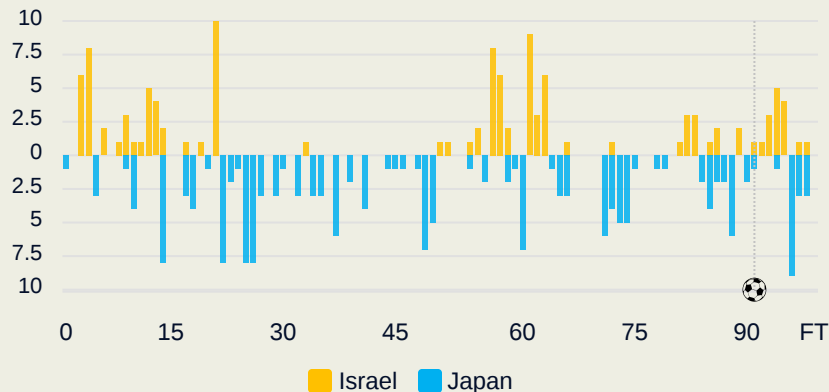
- KOKUBO Leobrian GK 1
- SUZUKI Kaito DF 2
- NISHIO Ryuya DF 3
- KIMURA Seiji DF 5
- ↓ 79' KAWASAKI Sota MF 6
- ↓ 45' YAMAMOTO Rihito MF 7
- FUJIO Shota FW 9
- ↓ 79' ARAKI Ryotaro MF 13
- SATO Kein FW 18
- ↓ 61' YAMADA Fuki MF 20
- UCHINO Takashi DF 21

### SUBSTITUTES

- NOZAWA Taishi GK 12
- SASAKI Masato GK 22
- SEKINE Hiroki DF 4
- ↑ 79' FUJITA Joel Chima MF 8
- SAITO Koki FW 10
- 90+1' ↑ 79' HOSOYA Mao FW 11
- ↑ 61' MITO Shunsuke MF 14
- TAKAI Kota DF 15
- OHATA Ayumu DF 16
- HIRAKAWA Yu FW 17
- ↑ 45' UENAKA Asahi FW 19




Distribution in the Final Third



# Match Summary - Key Statistics

Israel



Japan

## Possession



**Total**

**Total**

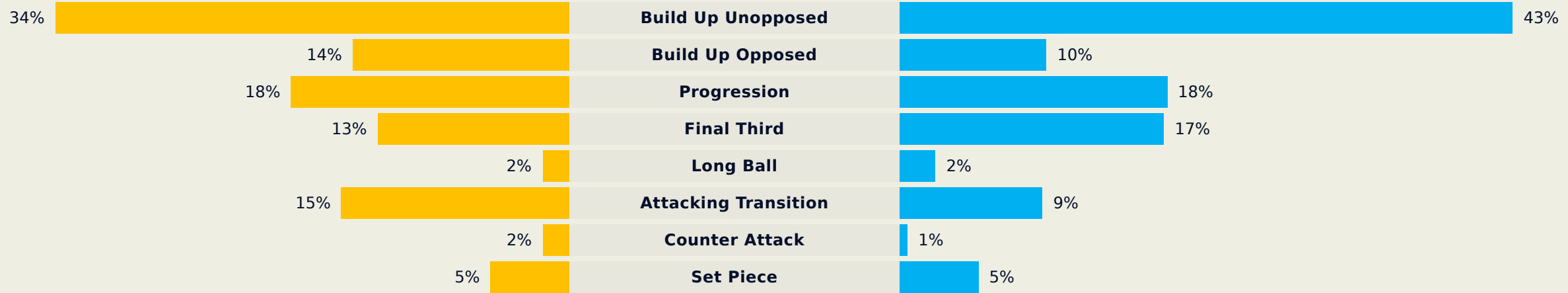
0	Goals	1
12 (5)	Attempts at Goal (On Target)	12 (4)
485 (417)	Total Passes (Complete)	553 (484)
86 %	Pass Completion %	88 %
94	Completed Line Breaks	102
9	Defensive Line Breaks	14
90	Receptions in the Final Third	142
5	Crosses	29
10	Ball Progressions	9
192 (40)	Defensive Pressures Applied (Direct Pressures)	250 (61)
38	Forced Turnovers	47
63	Second Balls	68
115.3 km	Total Distance Covered	118.8 km
5.7 km	Zone 4 - Low Speed Sprinting: 20-25 km/h	6.1 km

Israel

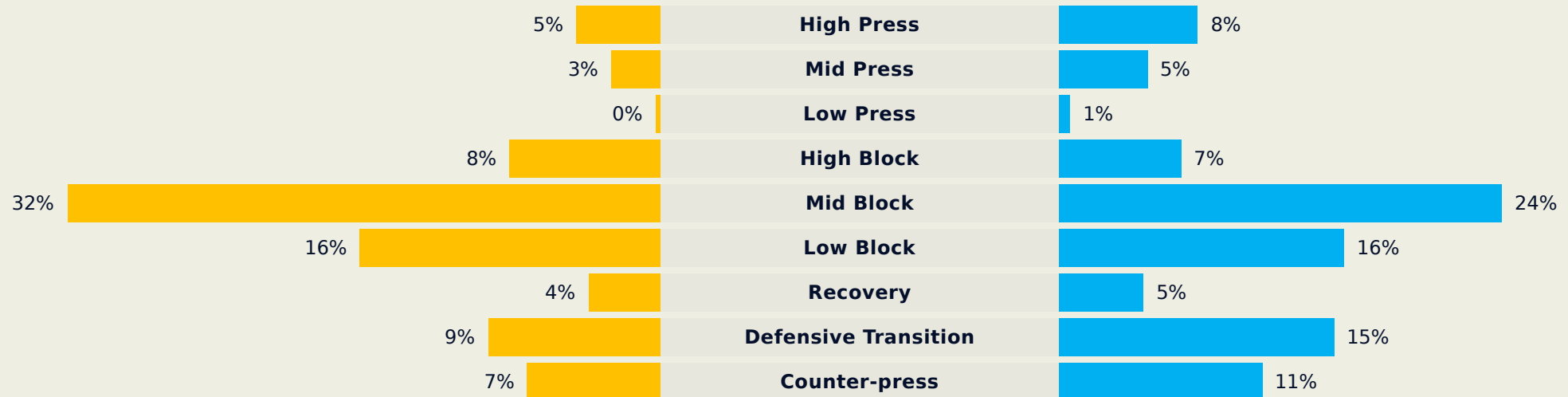
Phases of Play

Japan

IN POSSESSION



OUT OF POSSESSION

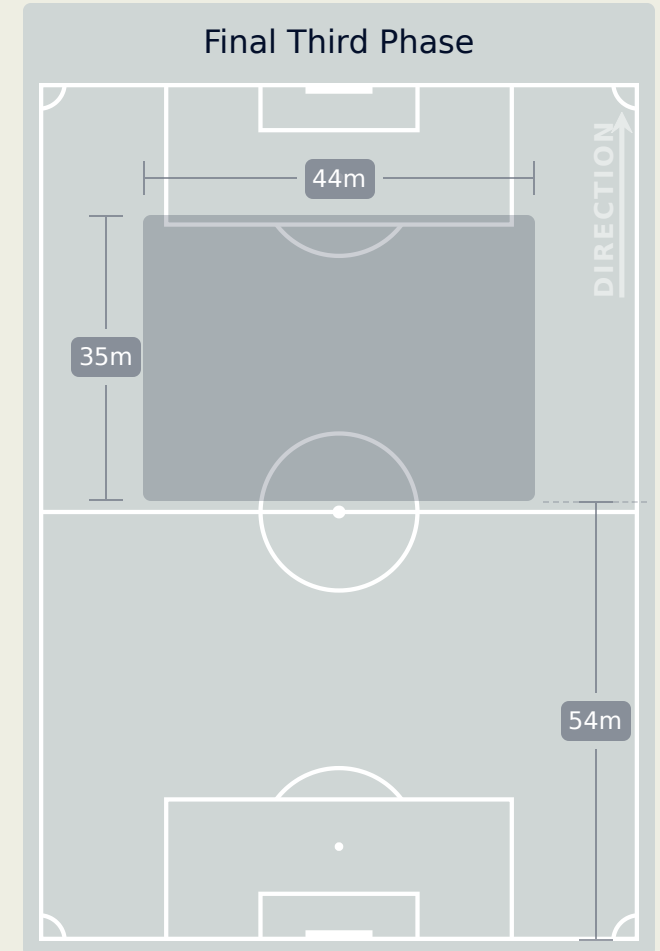
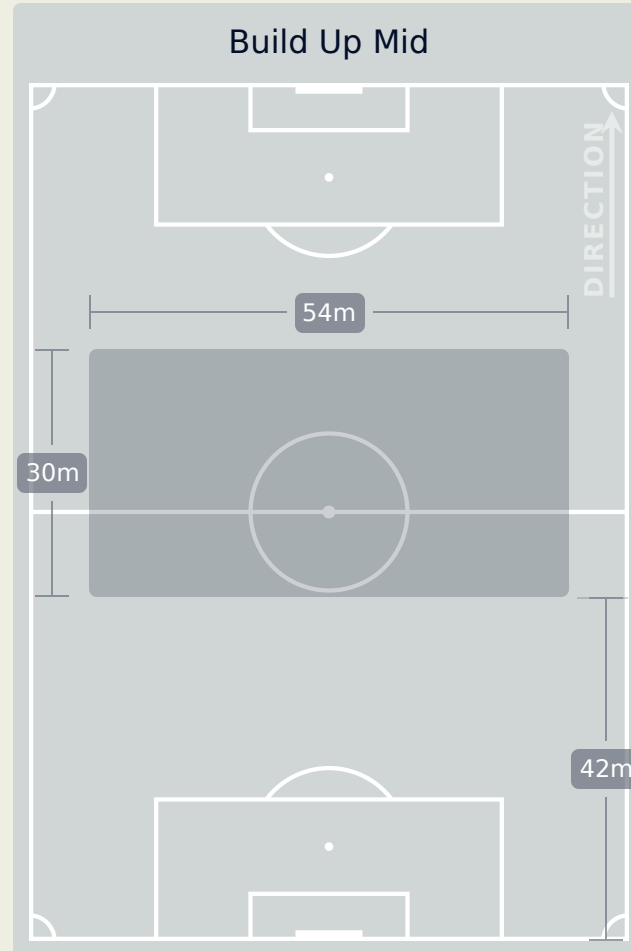
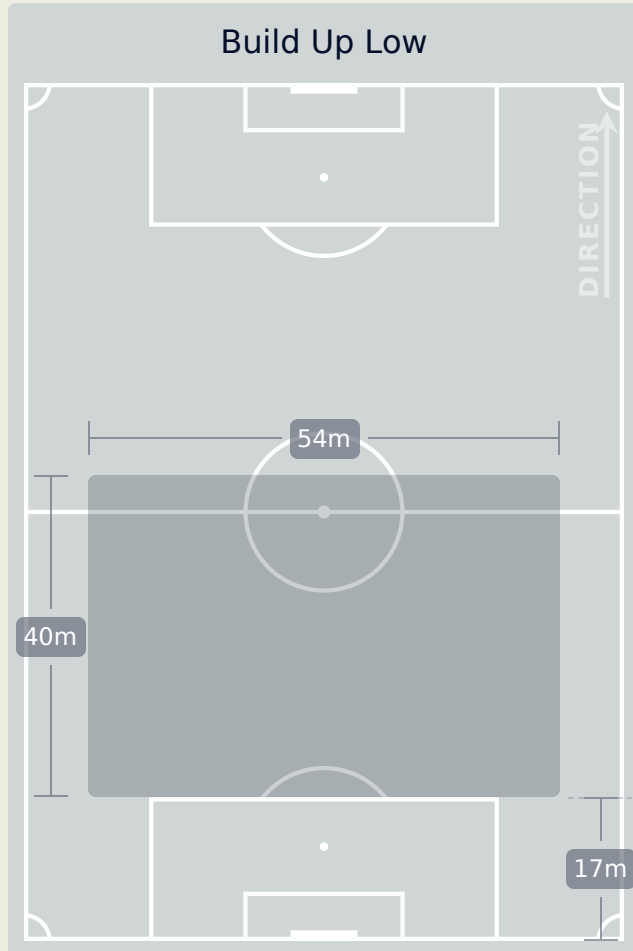


**FIFA**<sup>®</sup>  
2024

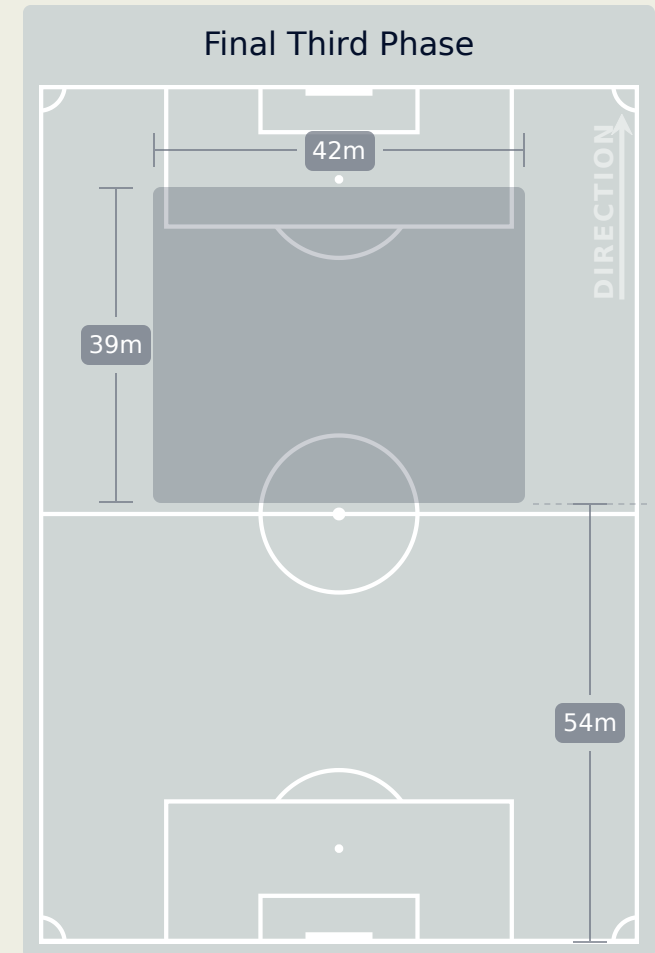
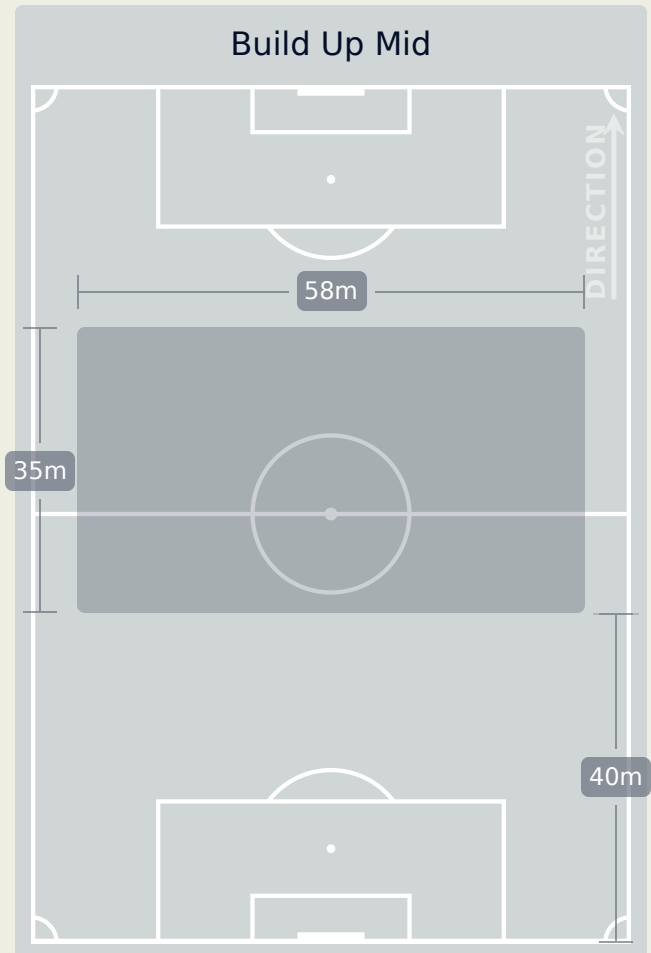
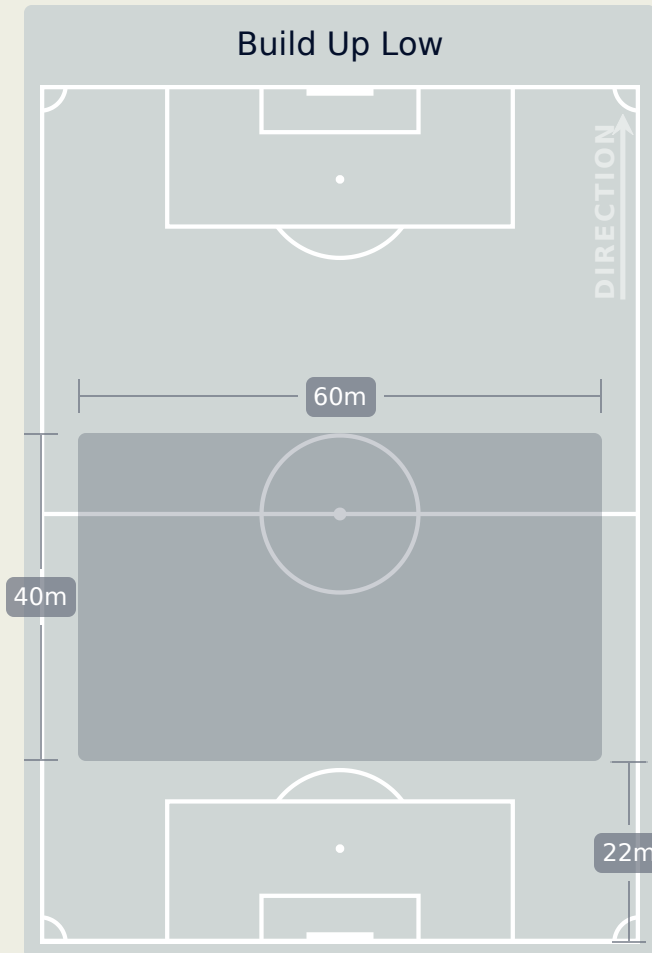
**IN POSSESSION**

**Israel 0 - 1 Japan**

# In Possession Line Height & Team Length



# In Possession Line Height & Team Length

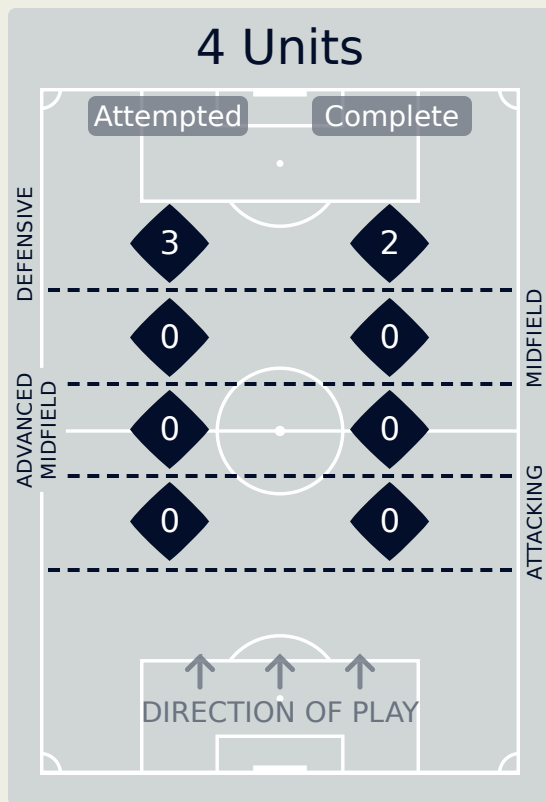
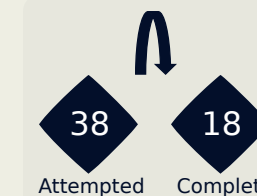
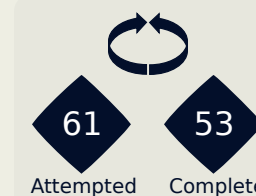
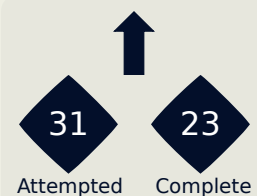


# Line Breaks

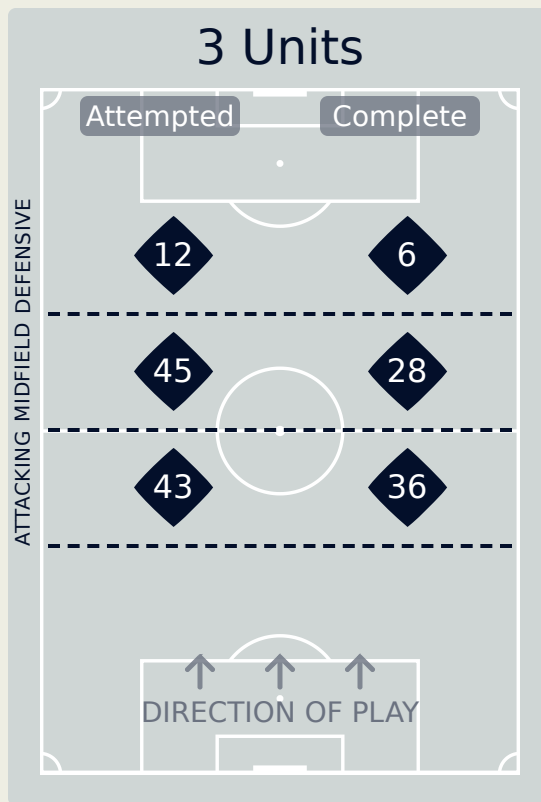
Israel

Attempted Line Breaks

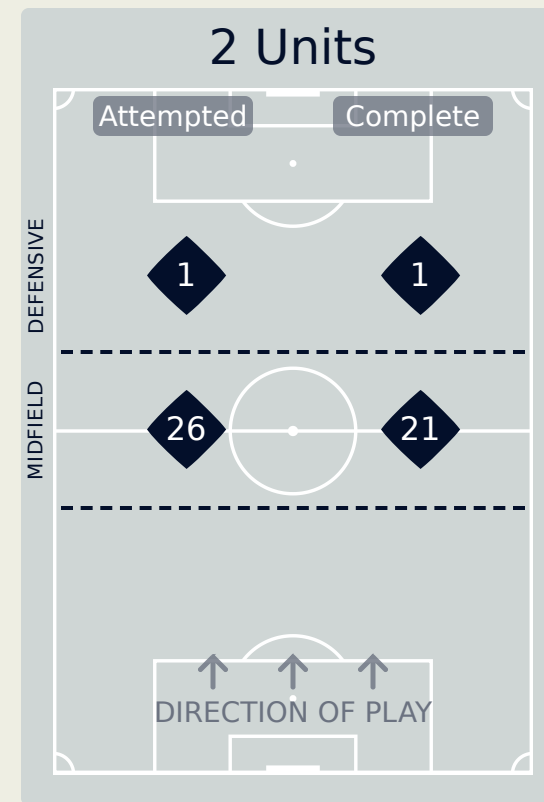
130



Attempted Line Breaks	3
Inside Shape	1
Outside Shape	2



Attempted Line Breaks	100
Inside Shape	62
Outside Shape	38



Attempted Line Breaks	27
Inside Shape	15
Outside Shape	12

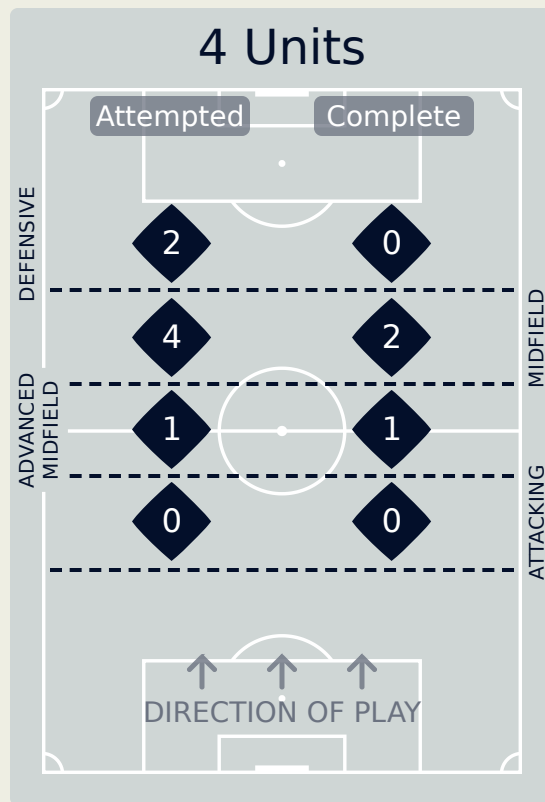
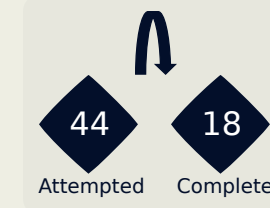
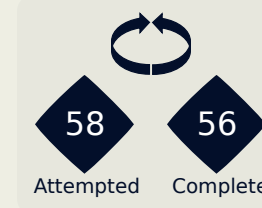
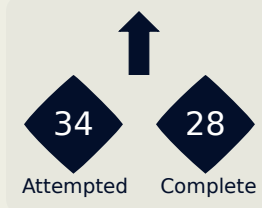


# Line Breaks

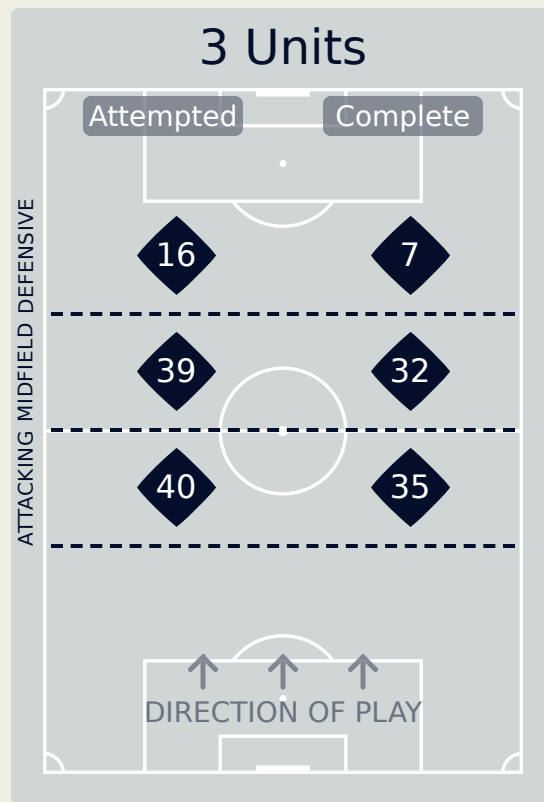
Japan

Attempted Line Breaks

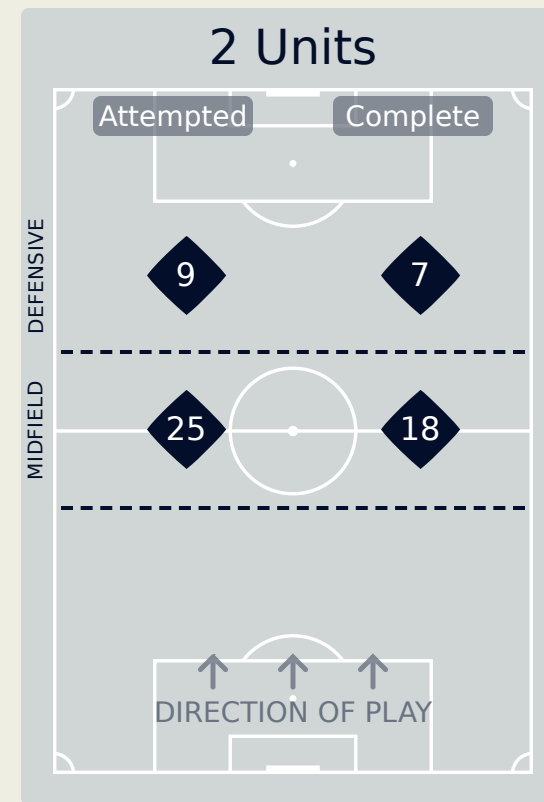
136



Attempted Line Breaks	7
Inside Shape	6
Outside Shape	1



Attempted Line Breaks	95
Inside Shape	44
Outside Shape	51



Attempted Line Breaks	34
Inside Shape	22
Outside Shape	12

## Line Breaks

Israel

					4 Units				3 Units			2 Units		Direction			Distribution Type		
#	Player	Line Breaks Attempted	Line Breaks Completed	Line Break Completion %	Attacking Line	Attacking Midfield Line	Midfield Line	Defensive Line	Attacking Line	Midfield Line	Defensive Line	Midfield Line	Defensive Line	Through	Around	Over	Pass	Cross	Ball Progression
1	NIRON Omer	7	4	57%	0	0	0	1	5	1	0	0	0	1	3	3	7	0	0
2	FEINGOLD Ilay	17	11	65%	0	0	0	0	8	3	1	5	0	3	9	5	17	0	0
3	GOLDBERG Sean	31	25	81%	0	0	0	1	14	7	0	9	0	2	21	8	30	0	1
4	LEMKIN Stav	11	10	91%	0	0	0	0	7	1	1	2	0	1	8	2	11	0	0
5	REVIVO Roy	17	9	53%	0	0	0	0	5	9	1	2	0	3	7	7	15	0	2
6	GANDELMAN Omri	6	5	83%	0	0	0	1	0	4	0	1	0	4	0	2	6	0	0
8	AZOULAY Ethane	1	0	0%	0	0	0	0	0	1	0	0	0	0	0	1	1	0	0
10	GLOUKH Oscar	18	16	89%	0	0	0	0	0	10	3	4	1	9	6	3	18	0	0
11	ABADA Liel	8	4	50%	0	0	0	0	0	5	2	1	0	4	2	2	8	0	0
13	MADMON Elad	1	1	100%	0	0	0	0	0	0	1	0	0	1	0	0	1	0	0
17	SHAHAR Ido	3	3	100%	0	0	0	0	1	2	0	0	0	1	1	1	3	0	0
7	DAVIDA Osher	1	0	0%	0	0	0	0	0	1	0	0	0	0	0	1	0	1	0
9	TURGEMAN Dor	2	0	0%	0	0	0	0	0	1	1	0	0	0	0	2	1	1	0
14	FEREDE Ayanaw	4	3	75%	0	0	0	0	3	0	1	0	0	2	2	0	4	0	0
15	YONA Adi	3	3	100%	0	0	0	0	0	0	1	2	0	0	2	1	2	1	0

## Line Breaks

Japan

					4 Units				3 Units			2 Units		Direction			Distribution Type		
#	Player	Line Breaks Attempted	Line Breaks Completed	Line Break Completion %	Attacking Line	Attacking Midfield Line	Midfield Line	Defensive Line	Attacking Line	Midfield Line	Defensive Line	Midfield Line	Defensive Line	Through	Around	Over	Pass	Cross	Ball Progression
1	KOKUBO Leobrian	13	3	23%	0	1	2	1	4	4	1	0	0	2	0	11	13	0	0
2	SUZUKI Kaito	13	12	92%	0	0	0	0	9	2	0	2	0	0	12	1	13	0	0
3	NISHIO Ryuya	22	19	86%	0	0	2	0	12	8	0	0	0	2	12	8	22	0	0
5	KIMURA Seiji	17	13	76%	0	0	0	0	8	2	2	5	0	3	9	5	17	0	0
6	KAWASAKI Sota	9	8	89%	0	0	0	0	1	3	1	3	1	7	2	0	9	0	0
7	YAMAMOTO Rihito	4	4	100%	0	0	0	0	2	1	0	0	1	3	1	0	4	0	0
9	FUJIO Shota	4	2	50%	0	0	0	0	0	1	1	1	1	4	0	0	4	0	0
13	ARAKI Ryotaro	6	5	83%	0	0	0	0	0	3	1	2	0	1	3	2	5	1	0
18	SATO Kein	9	5	56%	0	0	0	0	1	1	4	2	1	3	2	4	8	1	0
20	YAMADA Fuki	3	3	100%	0	0	0	0	0	2	0	0	1	1	2	0	3	0	0
21	UCHINO Takashi	16	12	75%	0	0	0	0	2	5	4	4	1	3	8	5	15	1	0
8	FUJITA Joel Chima	7	5	71%	0	0	0	1	0	2	1	3	0	3	0	4	7	0	0
11	HOSOYA Mao	2	1	50%	0	0	0	0	0	1	0	0	1	0	2	0	2	0	0
14	MITO Shunsuke	8	7	88%	0	0	0	0	0	2	1	3	2	2	3	3	6	2	0
19	UENAKA Asahi	3	3	100%	0	0	0	0	1	2	0	0	0	0	2	1	3	0	0

# Passing Networks

#	Passes From ↓ to →	NIRON Omer	FEINGOLD Ilay	GOLDBERG Sean	LEMKIN Stav	REVIVO Roy	GANDELMAN Omri	AZOULAY Ethane	GLOUKH Oscar	ABADA Liel	MADMON Elad	SHAHAR Ido	DAVIDA Osher	TURGEMAN Dor	FEREDE Ayanaw	YONA Adi
1	NIRON Omer		2	17	11	0	1	0	3	2	0	1	0	0	1	0
2	FEINGOLD Ilay	2		0	7	0	2	1	0	5	1	3	1	0	5	0
3	GOLDBERG Sean	6	0		13	20	1	3	10	3	1	0	0	3	2	1
4	LEMKIN Stav	6	11	23		2	0	1	2	1	0	6	1	0	3	0
5	REVIVO Roy	1	1	10	2		0	6	12	2	0	2	0	0	1	0
6	GANDELMAN Omri	0	1	0	3	0		1	5	1	3	2	0	1	0	1
8	AZOULAY Ethane	0	4	3	4	3	2		4	2	0	2	0	1	1	0
10	GLOUKH Oscar	0	0	5	0	11	3	8		3	1	0	2	6	0	4
11	ABADA Liel	0	8	0	0	0	1	1	3		1	4	0	3	0	1
13	MADMON Elad	0	1	0	0	0	0	0	1	1		0	0	0	0	0
17	SHAHAR Ido	1	3	0	4	4	0	2	0	3	2		0	0	0	0
7	DAVIDA Osher	0	0	0	1	0	0	0	2	0	0	0		0	3	0
9	TURGEMAN Dor	0	2	0	1	1	0	1	2	2	0	0	0		1	0
14	FEREDE Ayanaw	2	2	3	6	2	1	0	1	0	0	0	1	2		1
15	YONA Adi	0	1	0	1	3	0	0	4	1	0	0	0	0	0	

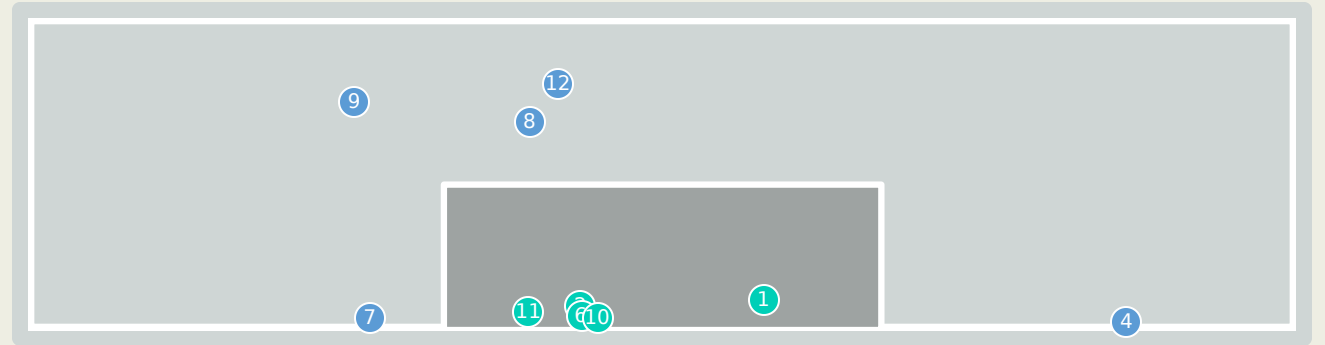
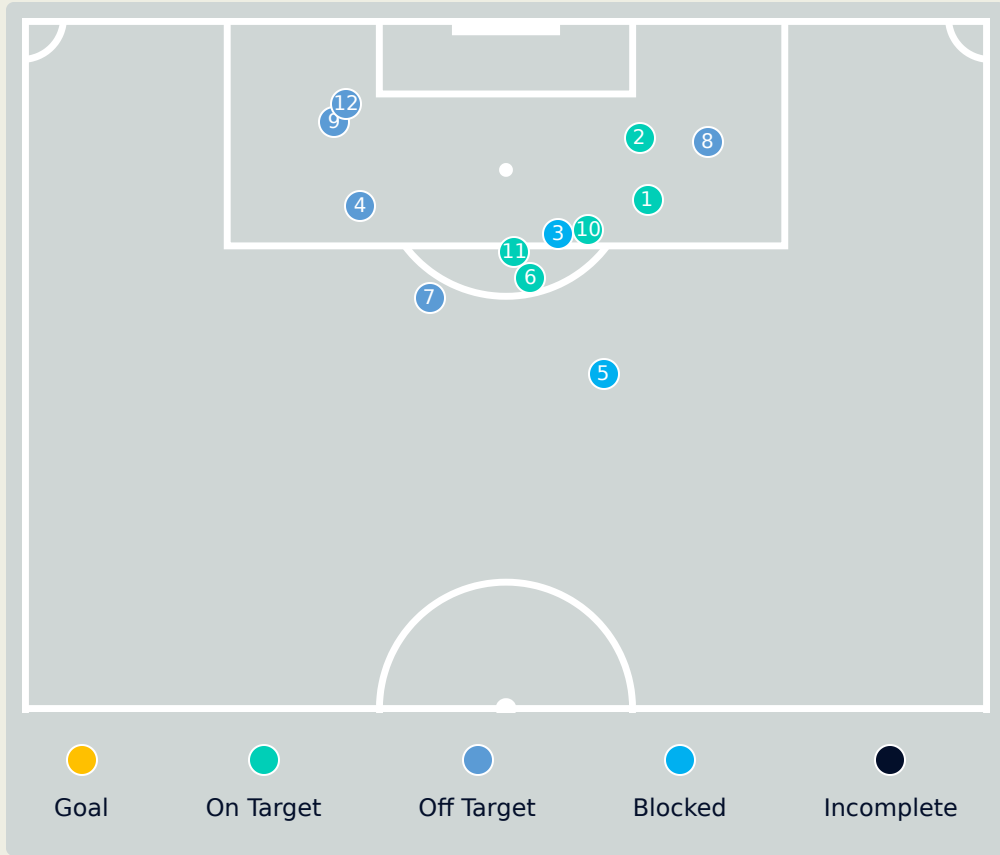
Top 5 Player to Player Passers		
Player	Passed To	% of Total Team Passes
LEMKIN Stav	GOLDBERG Sean	5.8%
GOLDBERG Sean	REVIVO Roy	5%
NIRON Omer	GOLDBERG Sean	4.3%
GOLDBERG Sean	LEMKIN Stav	3.3%
REVIVO Roy	GLOUKH Oscar	3%

# Passing Networks

#	Passes From ↓ to →	KOKUBO Leobrian	SUZUKI Kaito	NISHIO Ryuya	KIMURA Seiji	KAWASAKI Sota	YAMAMOTO Rihito	FUJIO Shota	ARAKI Ryotaro	SATO Kein	YAMADA Fuki	UCHINO Takashi	FUJITA Joel Chima	HOSOYA Mao	MITO Shunsuke	UENAKA Asahi
1	KOKUBO Leobrian		5	1	27	4	2	0	0	0	0	0	0	1	0	0
2	SUZUKI Kaito	7		25	14	12	3	0	5	1	5	0	0	1	0	0
3	NISHIO Ryuya	7	10		0	4	2	4	4	7	5	1	2	1	2	4
5	KIMURA Seiji	17	21	1		7	5	0	5	2	1	11	0	0	3	1
6	KAWASAKI Sota	2	12	5	6		2	0	3	1	4	4	0	0	3	1
7	YAMAMOTO Rihito	0	7	2	5	2		0	0	0	1	3	0	0	0	0
9	FUJIO Shota	0	1	0	0	0	0		0	5	1	0	1	2	2	0
13	ARAKI Ryotaro	0	5	2	2	3	1	1		5	0	8	0	0	0	0
18	SATO Kein	0	0	2	1	1	1	3	2		0	8	2	1	1	2
20	YAMADA Fuki	0	3	4	0	5	3	0	2	1		0	0	0	0	1
21	UCHINO Takashi	3	0	0	12	2	1	1	6	7	0		1	1	0	2
8	FUJITA Joel Chima	0	0	2	1	0	0	4	0	3	0	0		2	2	0
11	HOSOYA Mao	0	0	2	0	0	0	0	0	1	0	1	5		0	0
14	MITO Shunsuke	0	0	2	1	0	0	4	1	0	0	4	1	0		0
19	UENAKA Asahi	0	1	1	0	1	0	2	0	3	1	2	1	0	1	

Top 5 Player to Player Passers		
Player	Passed To	% of Total Team Passes
KOKUBO Leobrian	KIMURA Seiji	5.7%
SUZUKI Kaito	NISHIO Ryuya	5.3%
KIMURA Seiji	SUZUKI Kaito	4.5%
KIMURA Seiji	KOKUBO Leobrian	3.6%
SUZUKI Kaito	KIMURA Seiji	3%

# Attempts at Goal

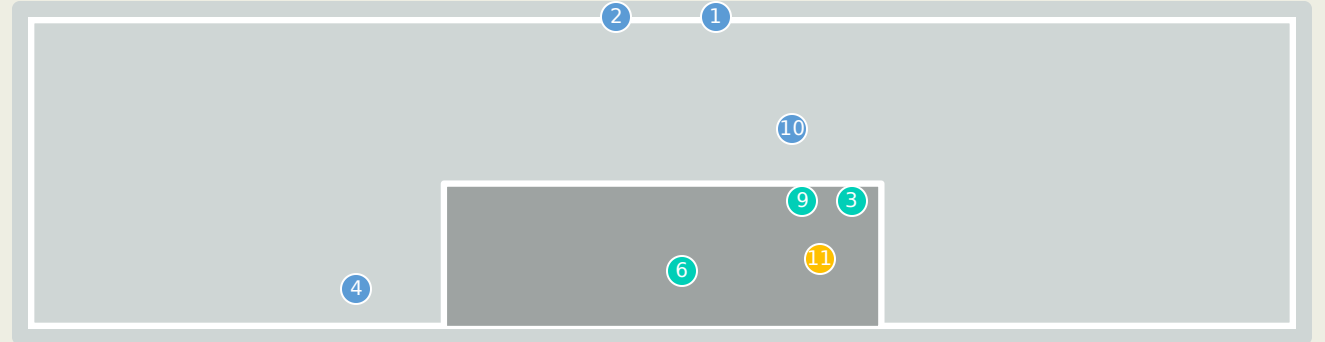
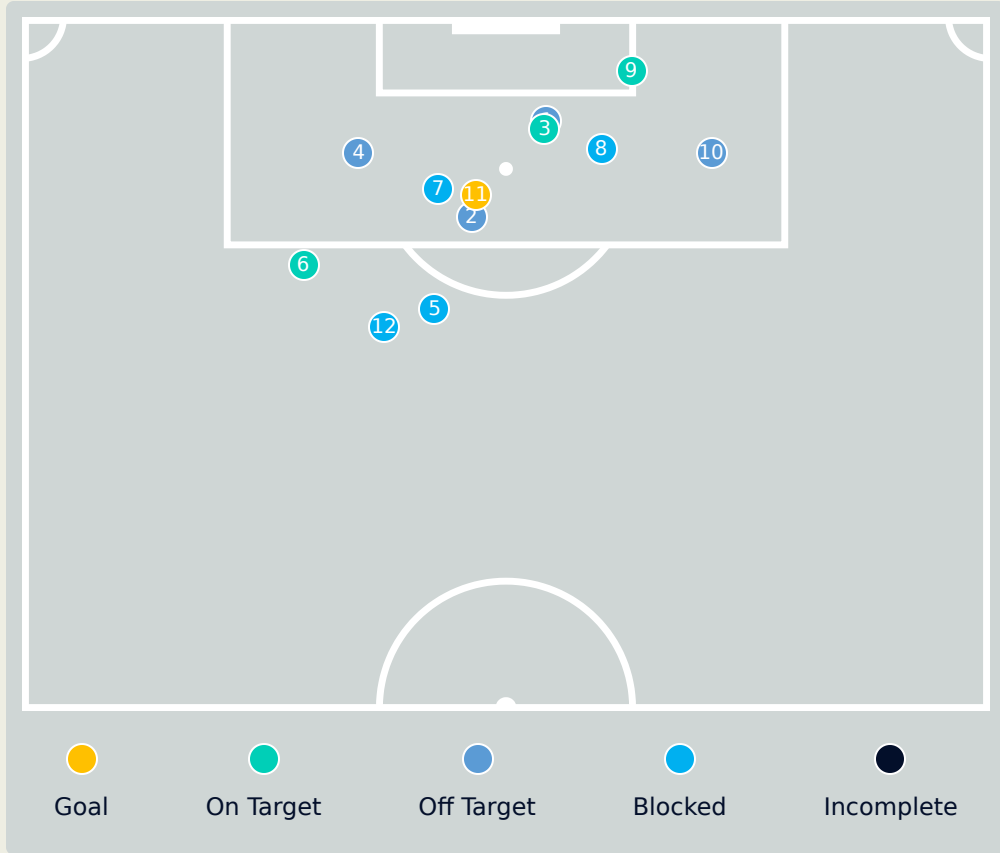


Key	Outcome	Shots
●	Goals	0
●	On Target	5
●	Off Target	5
●	Blocked	2
●	Incomplete	0

## Attempts at Goal

Time	Player	Outcome	Body Part	Delivery Type
6	11 ABADA Liel	On Target - Saved	Right Foot	Pass
9	10 GLOUKH Oscar	On Target - Saved	Right Foot	Pass
14	13 MADMON Elad	Incomplete - Blocked	Left Foot	Pass
17	13 MADMON Elad	Off Target	Left Foot	Pass
22	17 SHAHAR Ido	Incomplete - Blocked	Right Foot	Pass
49	10 GLOUKH Oscar	Deflected On Target - Saved	Left Foot	Other
56	10 GLOUKH Oscar	Off Target	Right Foot	Pass
62	11 ABADA Liel	Off Target	Left Foot	Pass
66	9 TURGEMAN Dor	Off Target	Left Foot	Pass
79	11 ABADA Liel	On Target - Saved	Right Foot	Loose Ball
80	9 TURGEMAN Dor	On Target - Saved	Right Foot	Loose Ball
80	15 YONA Adi	Off Target	Left Foot	Loose Ball

# Attempts at Goal



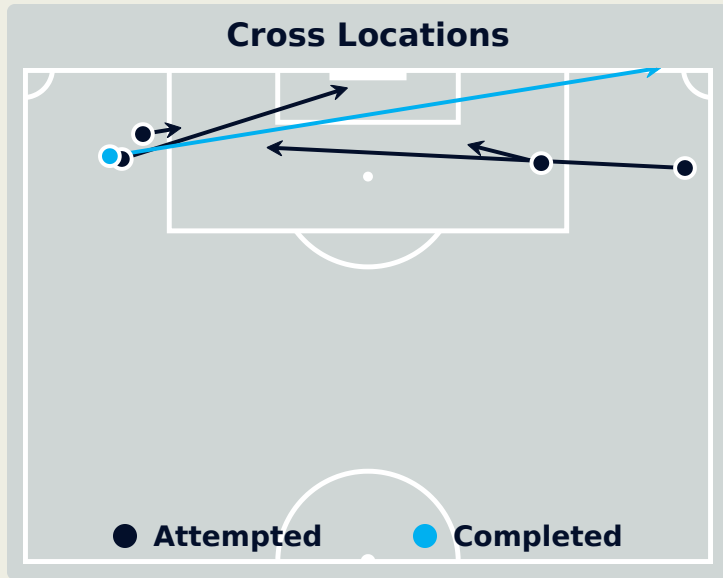
Key	Outcome	Shots
●	Goals	1
●	On Target	3
●	Off Target	4
●	Blocked	4
●	Incomplete	0



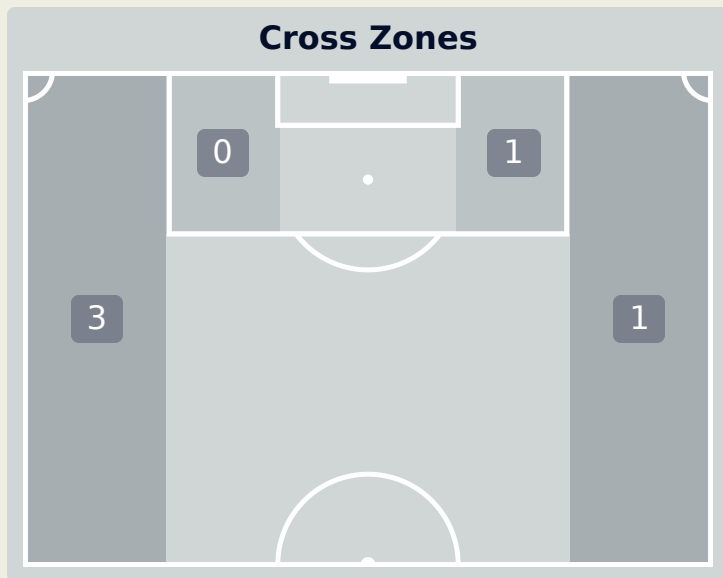
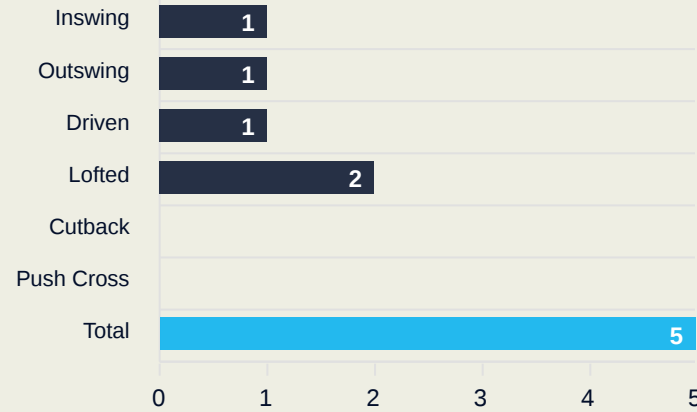
## Attempts at Goal

Time	Player	Outcome	Body Part	Delivery Type
29	5 KIMURA Seiji	Off Target	Head	Corner
32	6 KAWASAKI Sota	Off Target	Left Foot	Cross
45	5 KIMURA Seiji	On Target - Saved	Head	Corner
47	19 UENAKA Asahi	Off Target - Player On Ball Error	Right Foot	Pass
49	20 YAMADA Fuki	Incomplete - Blocked	Left Foot	Loose Ball
64	14 MITO Shunsuke	On Target - Saved	Right Foot	Pass
65	2 SUZUKI Kaito	Incomplete - Blocked	Right Foot	Pass
71	9 FUJIO Shota	Incomplete - Blocked	Right Foot	Pass
85	11 HOSOYA Mao	On Target - Saved	Head	Loose Ball
86	11 HOSOYA Mao	Off Target	Right Foot	Pass
90	11 HOSOYA Mao	On Target - Goal	Right Foot	Cross
97	14 MITO Shunsuke	Incomplete - Blocked	Right Foot	Other

# Crosses (Open Play)



### Delivery Type



Attempted

5

Completed

1

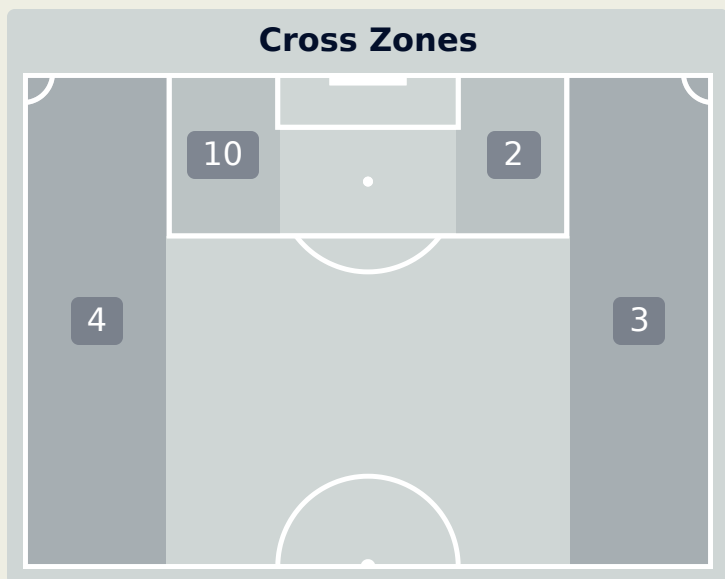
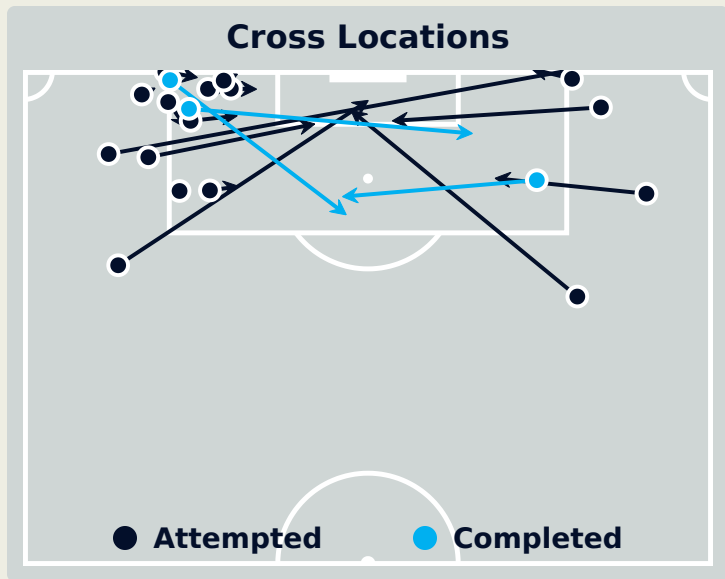
Most Crosses Attempted

1

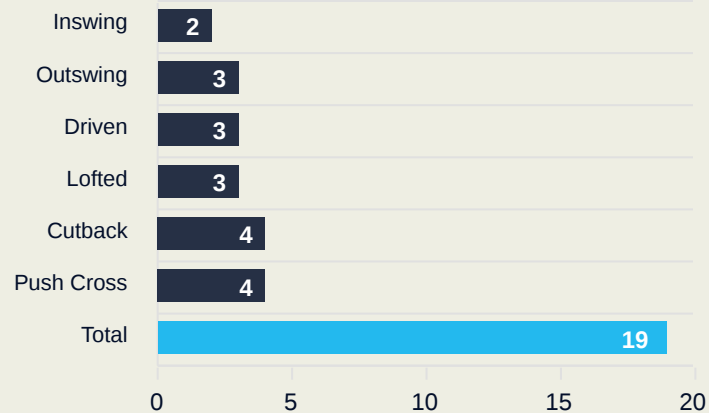
**YONA Adi**  
BENCH

#	Player	Inswing	Outswing	Driven	Lofted	Cutback	Push Cross	Total Attempted
1	NIRON Omer	0	0	0	0	0	0	0
2	FEINGOLD Ilay	0	0	0	0	0	0	0
3	GOLDBERG Sean	0	0	0	0	0	0	0
4	LEMKIN Stav	0	0	0	0	0	0	0
5	REVIVO Roy	0	1	0	0	0	0	1
6	GANDELMAN Omri	0	0	0	0	0	0	0
8	AZOULAY Ethane	0	0	0	0	0	0	0
10	GLOUKH Oscar	0	0	0	0	0	0	0
11	ABADA Liel	0	0	1	0	0	0	1
13	MADMON Elad	0	0	0	0	0	0	0
17	SHAHAR Ido	0	0	0	0	0	0	0
7	DAVIDA Osher	0	0	0	1	0	0	1
9	TURGEMAN Dor	1	0	0	0	0	0	1
14	FEREDE Ayanaw	0	0	0	0	0	0	0
15	YONA Adi	0	0	0	1	0	0	1

# Crosses (Open Play)



## Delivery Type



Attempted

19

Completed

3

Most Crosses Attempted

7

**SATO Kein**  
LEFT MIDFIELD

#	Player	Inswing	Outswing	Driven	Lofted	Cutback	Push Cross	Total Attempted
1	KOKUBO Leobrian	0	0	0	0	0	0	0
2	SUZUKI Kaito	0	0	0	0	0	0	0
3	NISHIO Ryuya	0	1	0	0	0	0	1
5	KIMURA Seiji	0	0	0	0	0	0	0
6	KAWASAKI Sota	0	0	0	0	0	0	0
7	YAMAMOTO Rihito	0	0	0	0	0	0	0
9	FUJIO Shota	0	0	0	0	2	0	2
13	ARAKI Ryotaro	0	0	0	0	0	0	0
18	SATO Kein	0	0	0	2	1	4	7
20	YAMADA Fuki	1	0	0	0	0	0	1
21	UCHINO Takashi	1	2	2	1	0	0	6
8	FUJITA Joel Chima	0	0	0	0	0	0	0
11	HOSOYA Mao	0	0	0	0	0	0	0
14	MITO Shunsuke	0	0	0	0	1	0	1
19	UENAKA Asahi	0	0	1	0	0	0	1

# Offering to Receive

261

Total Offers Made

87

Total Offers Received

Most Offers

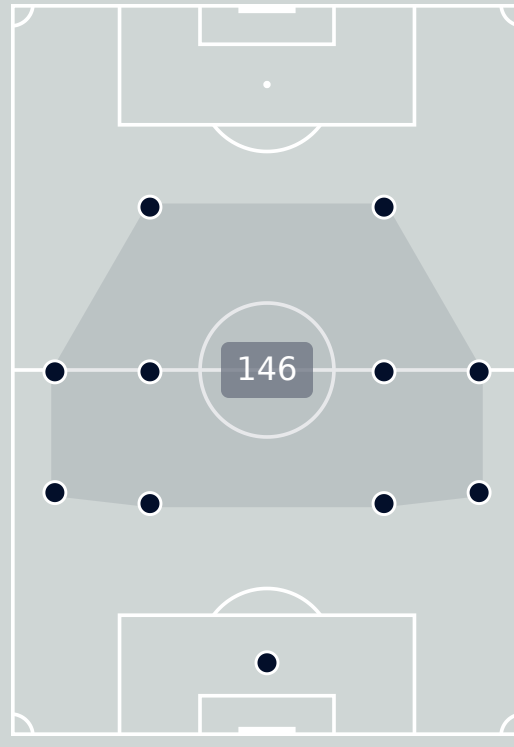
49

FEINGOLD Ilay  
RIGHT BACK

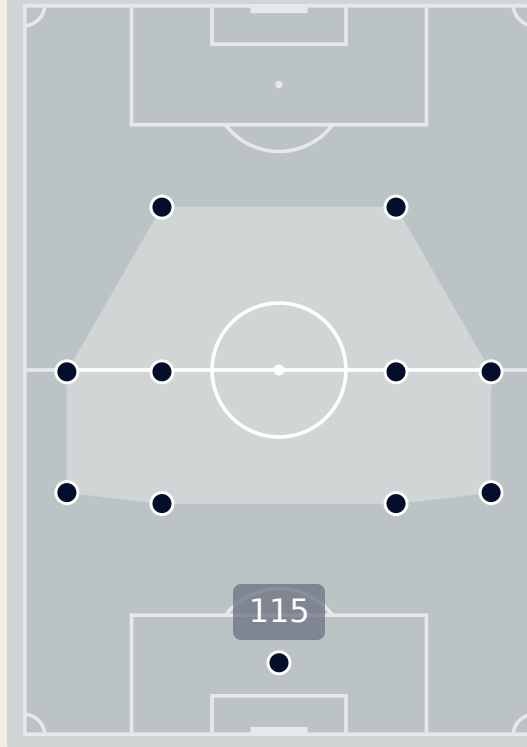
85

Offers Made in Final Third

Offers Made Inside Shape



Offers Made Outside Shape



116

Offers Made in Middle Third

60

Offers Made in Defensive Third

#	Player	Offers Made	Offers Received	% Made & Received
1	NIRON Omer	10	1	10%
2	FEINGOLD Ilay	49	18	36.7%
3	GOLDBERG Sean	4	3	75%
4	LEMKIN Stav	0	0	0%
5	REVIVO Roy	9	3	33.3%
6	GANDELMAN Omri	41	6	14.6%
8	AZOULAY Ethane	26	5	19.2%
10	GLOUKH Oscar	24	12	50%
11	ABADA Liel	16	6	37.5%
13	MADMON Elad	12	3	25%
17	SHAHAR Ido	25	14	56%
7	DAVIDA Osher	4	3	75%
9	TURGEMAN Dor	8	4	50%
14	FEREDE Ayanaw	10	5	50%
15	YONA Adi	23	4	17.4%

# Offering to Receive

**410**  
Total Offers Made

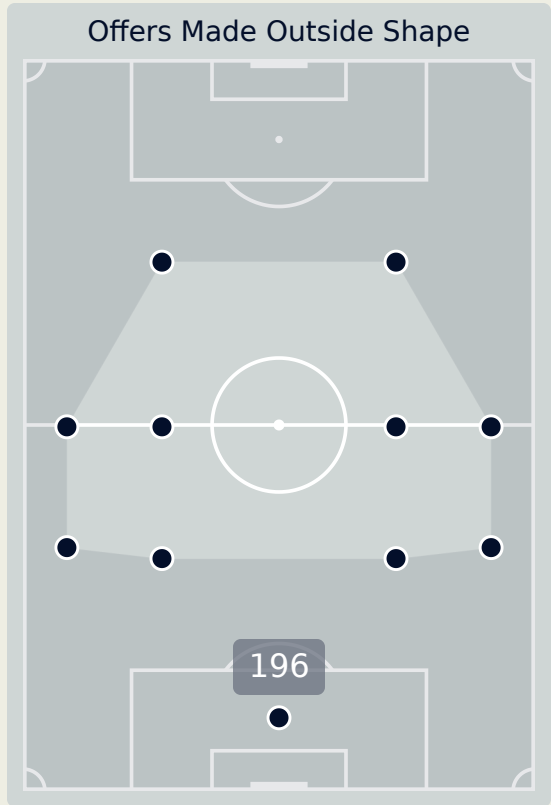
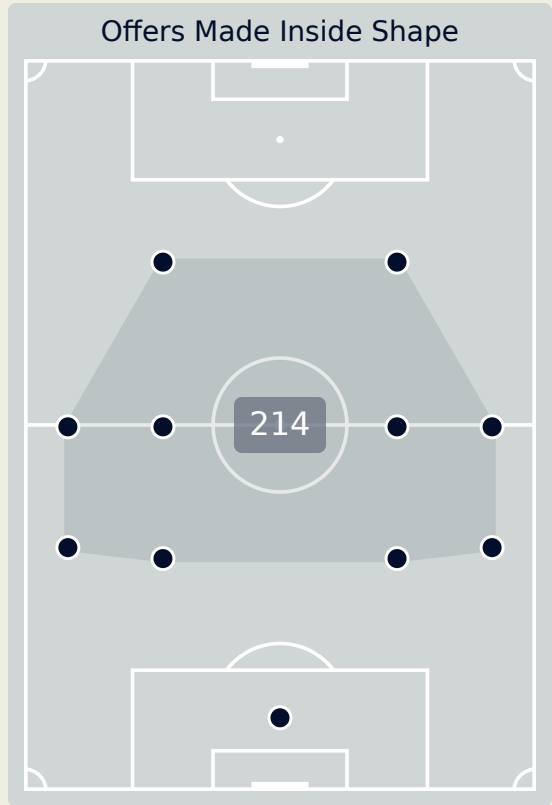
**155**  
Total Offers Received

**Most Offers**  
**67**  
**KAWASAKI Sota**  
RIGHT CENTRE MIDFIELD

**152**  
Offers Made in Final Third

**200**  
Offers Made in Middle Third

**58**  
Offers Made in Defensive Third

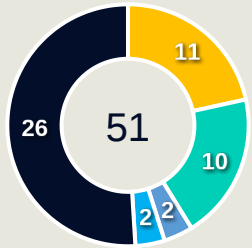


#	Player	Offers Made	Offers Received	% Made & Received
1	KOKUBO Leobrian	5	3	60%
2	SUZUKI Kaito	8	5	62.5%
3	NISHIO Ryuya	33	15	45.5%
5	KIMURA Seiji	2	1	50%
6	KAWASAKI Sota	67	22	32.8%
7	YAMAMOTO Rihito	28	12	42.9%
9	FUJIO Shota	35	13	37.1%
13	ARAKI Ryotaro	37	13	35.1%
18	SATO Kein	31	13	41.9%
20	YAMADA Fuki	42	8	19%
21	UCHINO Takashi	36	17	47.2%
8	FUJITA Joel Chima	15	6	40%
11	HOSOYA Mao	15	7	46.7%
14	MITO Shunsuke	21	11	52.4%
19	UENAKA Asahi	35	9	25.7%

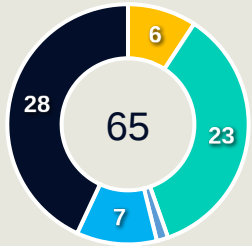
# Movement to Receive

## Movement Types by Phase

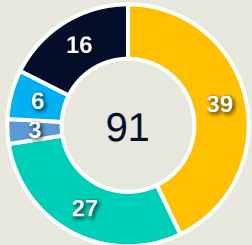
### Final Third Phase



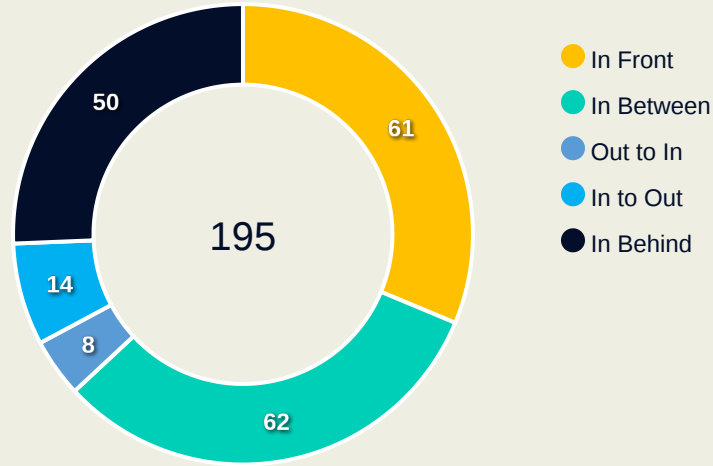
### Progression Phase



### Build Up Phase



## All Movement Types

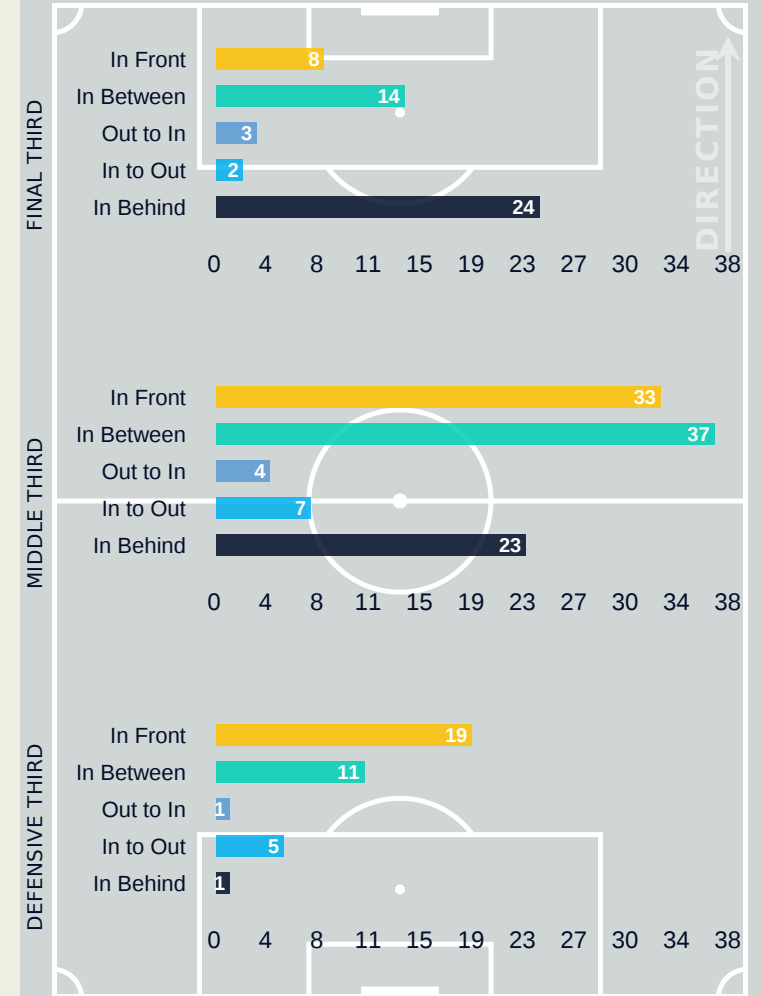


- In Front
- In Between
- Out to In
- In to Out
- In Behind

## Top Ranked Players

Type	Player	Movements
In Front	2 FEINGOLD Ilay	14
In Between	6 GANDELMAN Omri	16
Out to In	2 FEINGOLD Ilay	2
In to Out	6 GANDELMAN Omri	4
In Behind	2 FEINGOLD Ilay	10

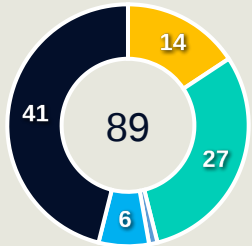
## Movement Types Pitch Third



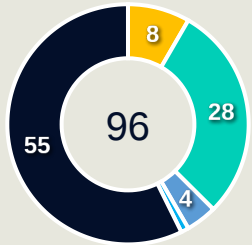
## Movement to Receive

### Movement Types by Phase

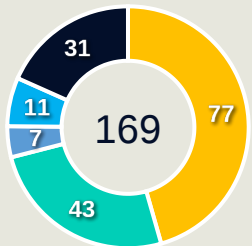
#### Final Third Phase



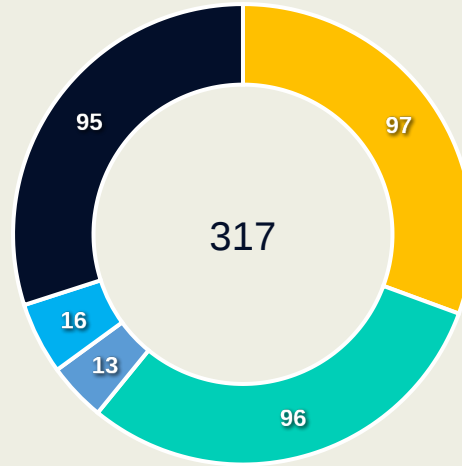
#### Progression Phase



#### Build Up Phase



### All Movement Types

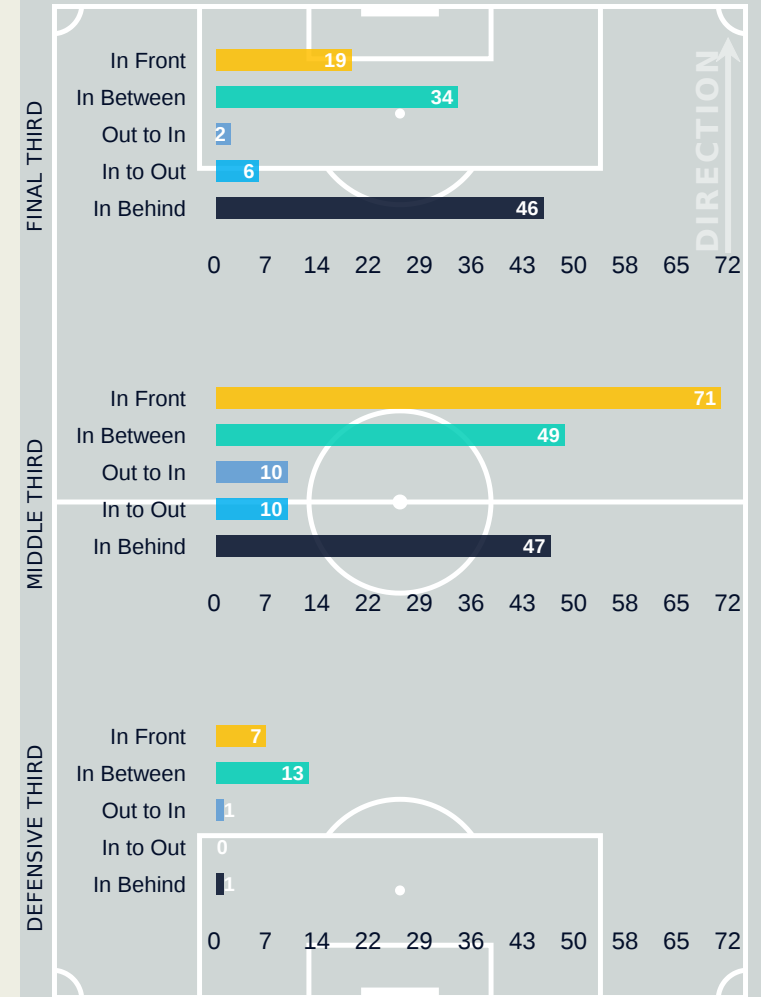


- In Front
- In Between
- Out to In
- In to Out
- In Behind

### Top Ranked Players

Type	Player	Movements
In Front	6 KAWASAKI Sota	30
In Between	19 UENAKA Asahi	19
Out to In	18 SATO Kein	4
In to Out	6 KAWASAKI Sota	6
In Behind	9 FUJIO Shota	24

### Movement Types Pitch Third



**FIFA**<sup>®</sup>  
2024

# OUT OF POSSESSION

Israel 0 - 1 Japan



# Defensive Actions

**38**

**Forced Turnovers**

**39**

**Possession Regained**

**1**

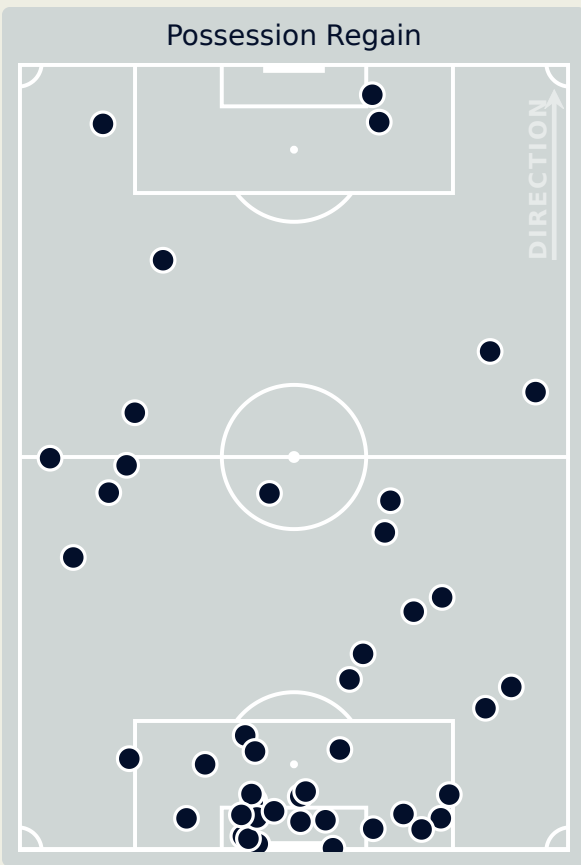
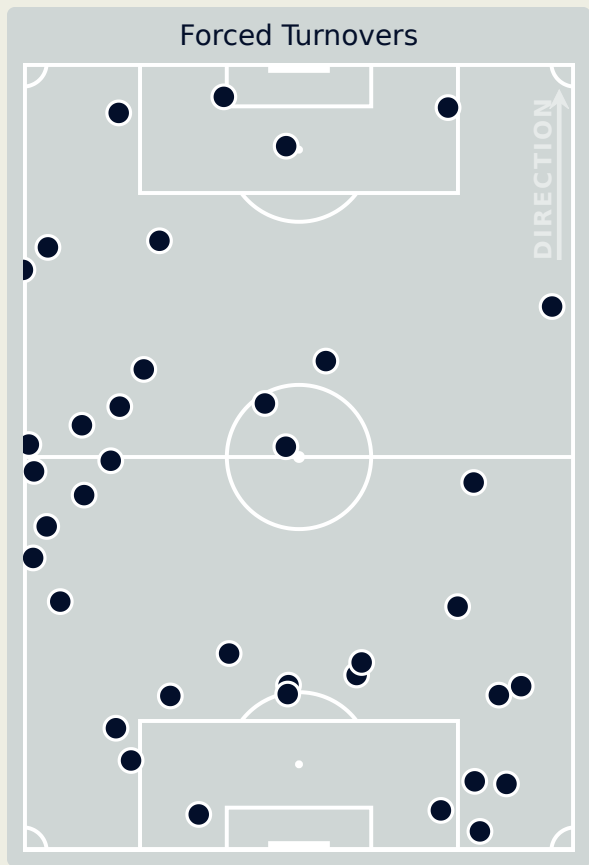
**Interceptions**

**18**

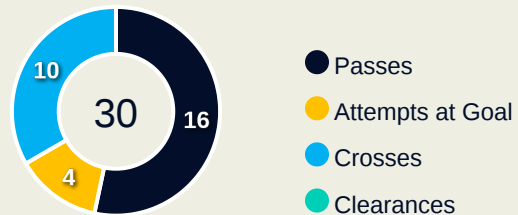
**Tackles**

**5.02**

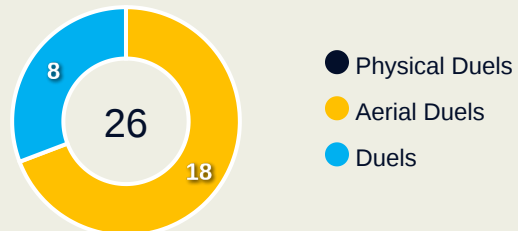
**Possession Actions / Defensive Action**



## Blocks



## Possession Contests



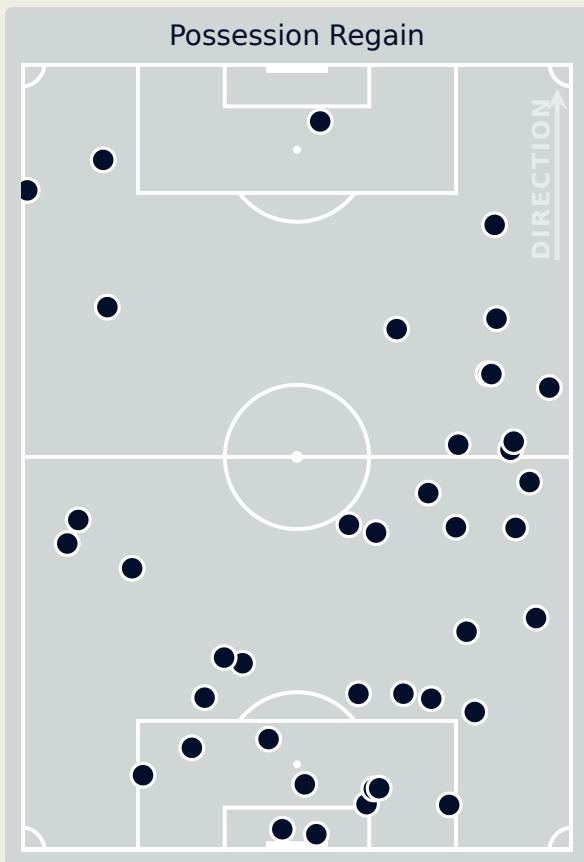
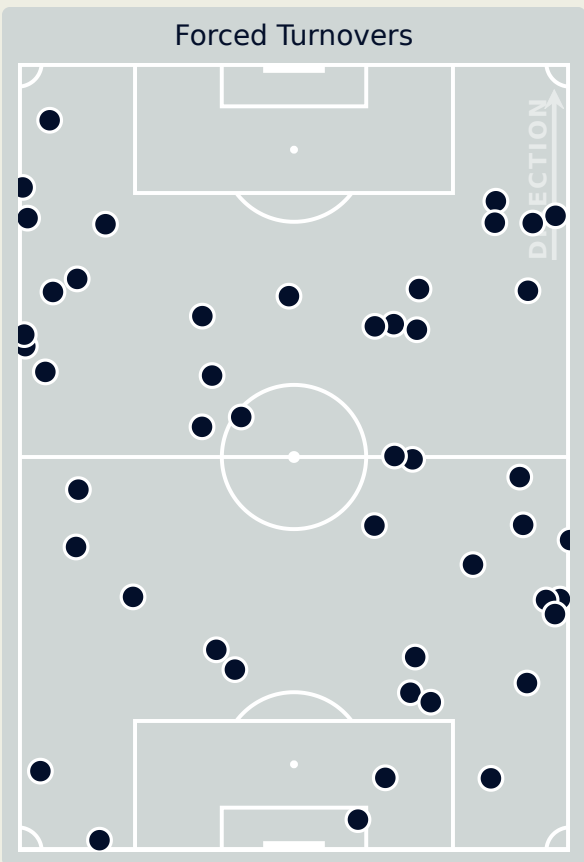
## Most Possession Regains

**12**

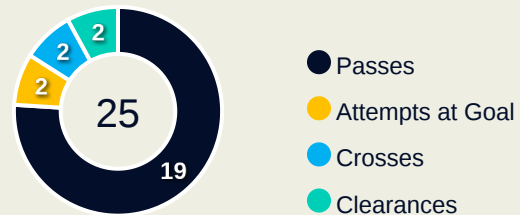
**NIRON Omer**  
GOALKEEPER

#	Player	Total Possession Regains
1	NIRON Omer	12
2	FEINGOLD Ilay	7
3	GOLDBERG Sean	2
4	LEMKIN Stav	4
5	REVIVO Roy	3
6	GANDELMAN Omri	5
8	AZOULAY Ethane	2
10	GLOUKH Oscar	0
11	ABADA Liel	0
13	MADMON Elad	2
17	SHAHAR Ido	0
7	DAVIDA Osher	0
9	TURGEMAN Dor	0
14	FEREDE Ayanaw	1
15	YONA Adi	1

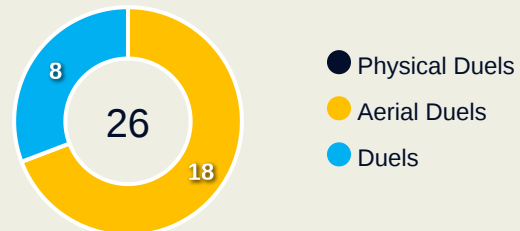
## Defensive Actions



## Blocks



## Possession Contests



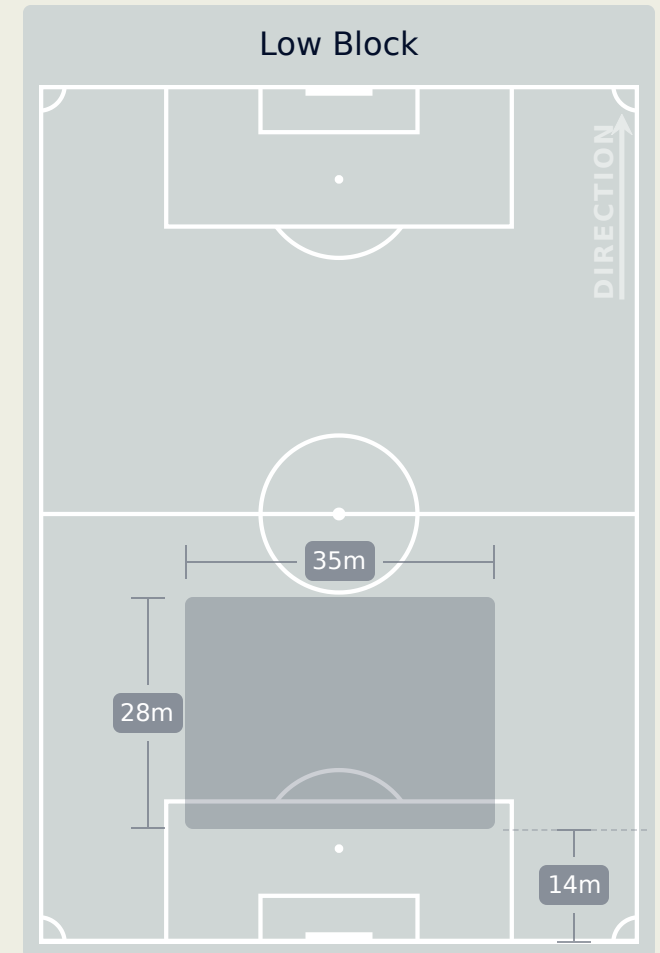
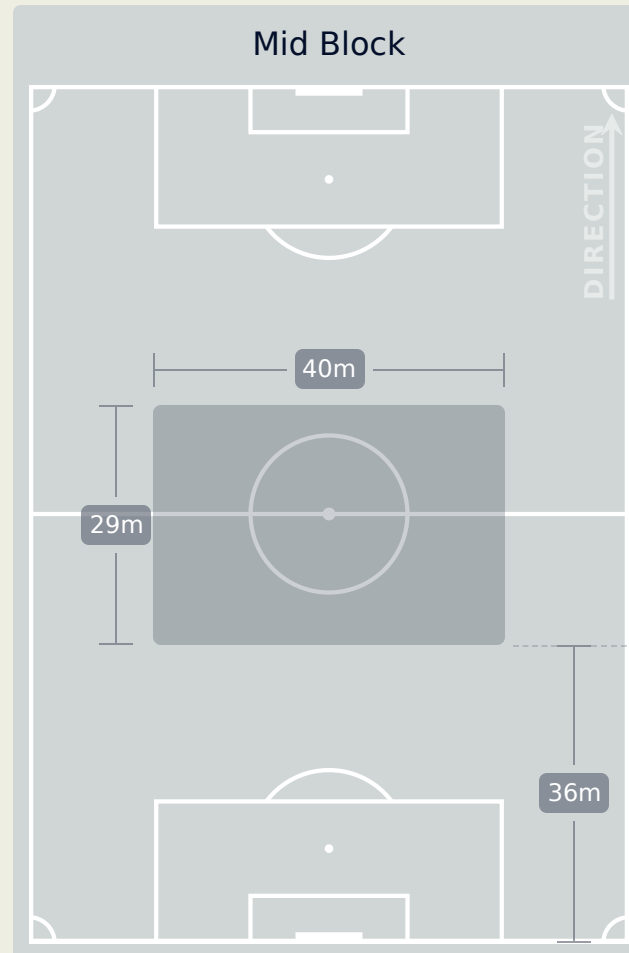
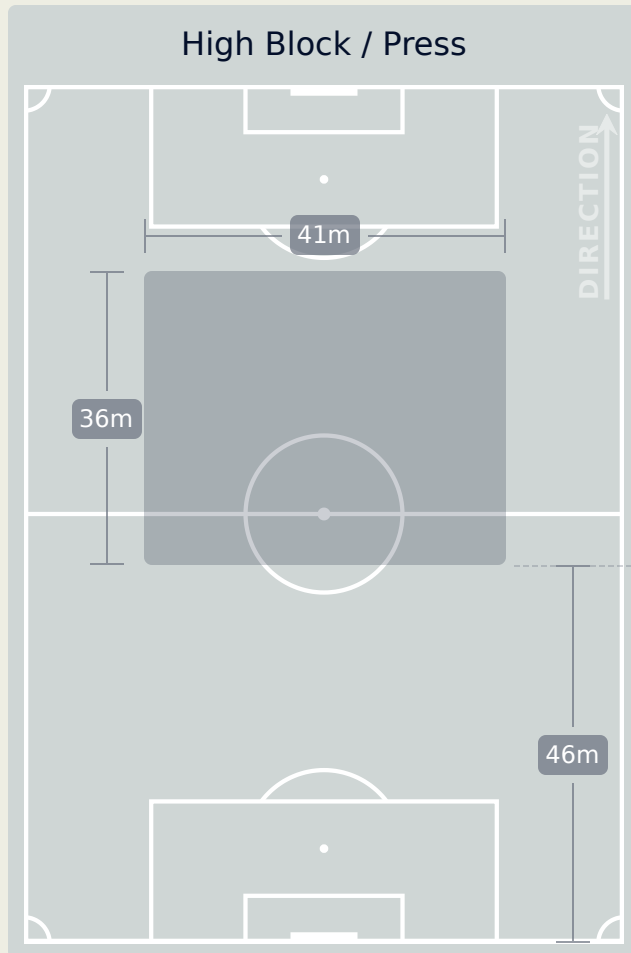
## Most Possession Regains



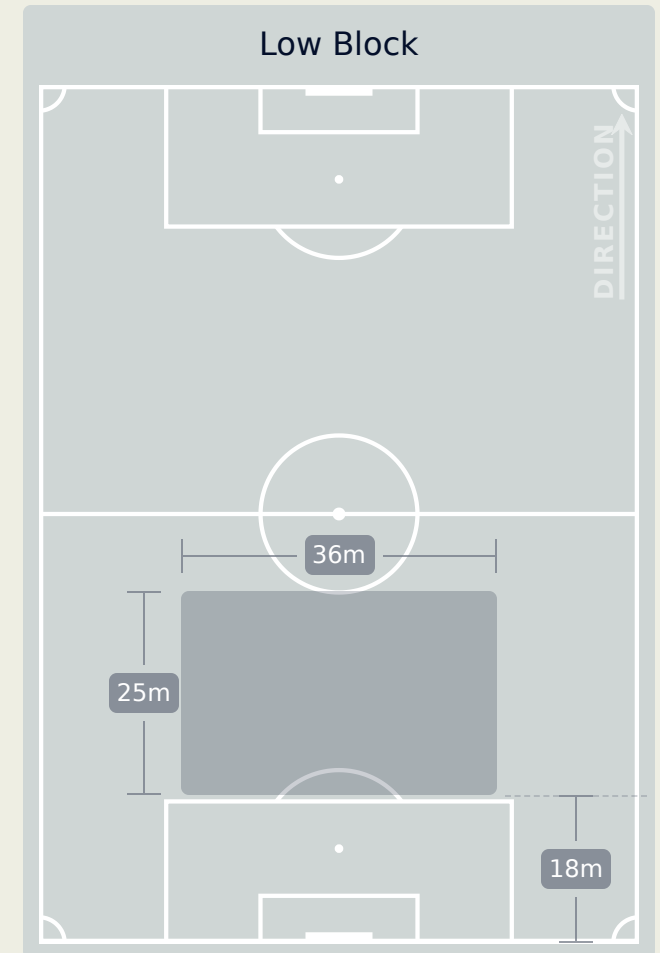
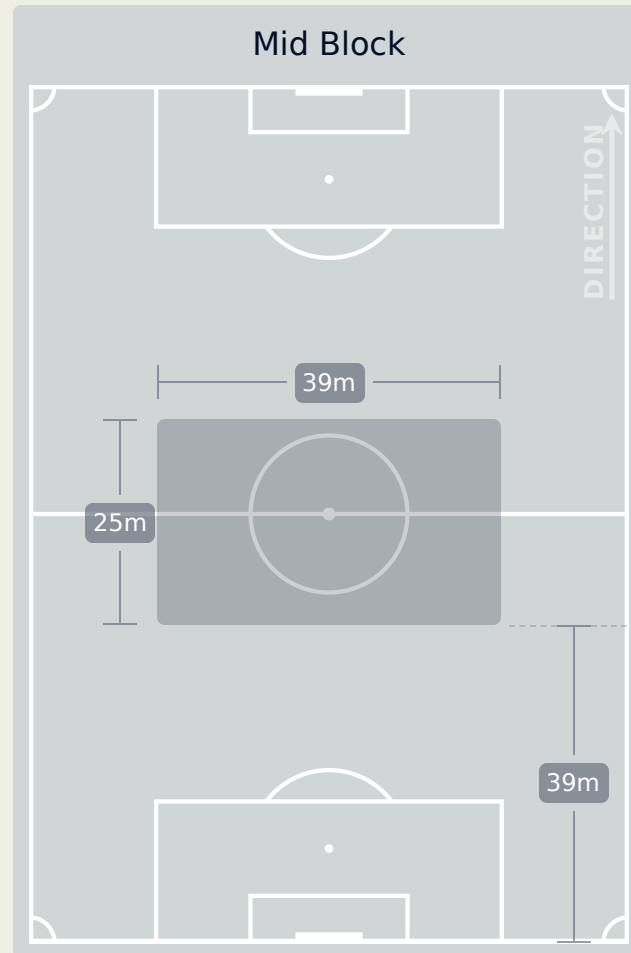
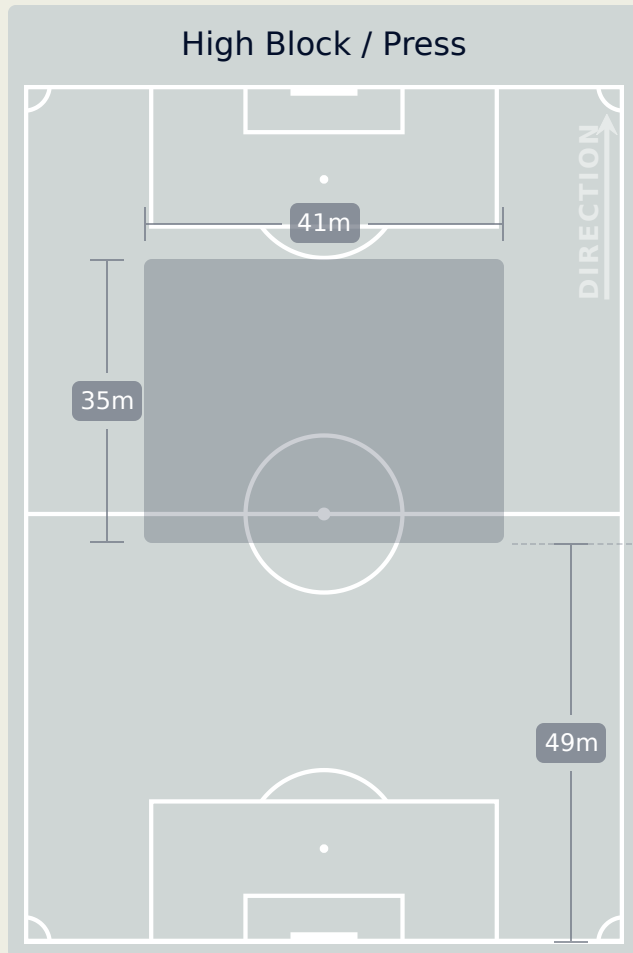
#	Player	Total Possession Regains
1	KOKUBO Leobrian	6
2	SUZUKI Kaito	3
3	NISHIO Ryuya	3
5	KIMURA Seiji	4
6	KAWASAKI Sota	3
7	YAMAMOTO Rihito	5
9	FUJIO Shota	0
13	ARAKI Ryotaro	2
18	SATO Kein	3
20	YAMADA Fuki	1
21	UCHINO Takashi	0
8	FUJITA Joel Chima	1
11	HOSOYA Mao	0
14	MITO Shunsuke	2
19	UENAKA Asahi	4

# Defensive Line Height & Team Length

Israel



# Defensive Line Height & Team Length



# Defensive Pressure

## Israel



192	Total Pressures	250
40	Direct Pressures	61
1.52s	Avg Pressure Duration	1.63s
38	Forced Turnovers	47
14.5s	Ball Recovery Time	14.77s
51	Pushing on into Pressing	99
133	Pushing on	182
27	Pressing Direction Inside	32
122	Pressing Direction Outside	169

**Most Direct Pressures**

**7**

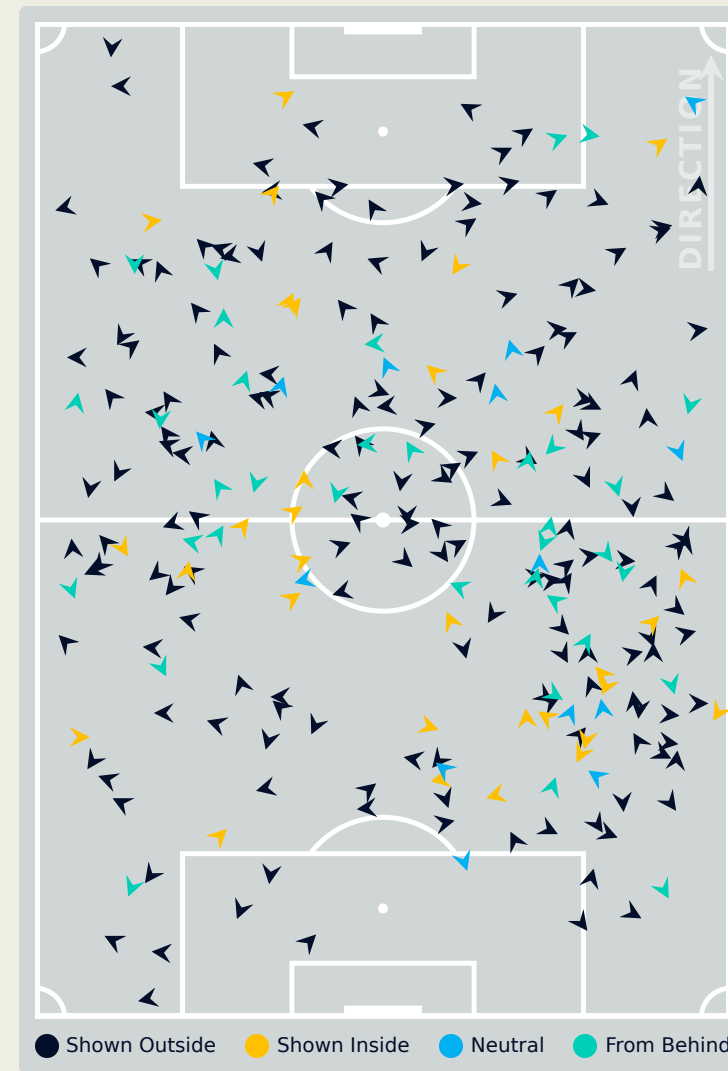
**REVIVO Roy**  
LEFT BACK

**Most Direct Pressures**

**9**

**KAWASAKI Sota**  
RIGHT CENTRE MIDFIELD

## Japan



**FIFA®**  
2024

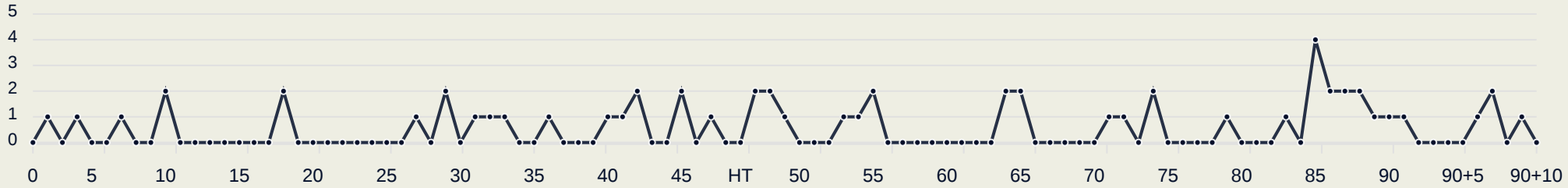
# GOALKEEPING

Israel 0 - 1 Japan

# Goalkeeping Involvement

## Israel

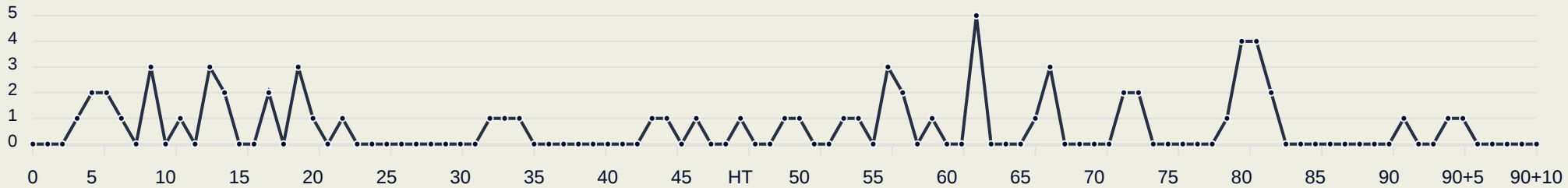
### Israel GK Involvement Timeline



**58**  
Total Involvements

## Japan

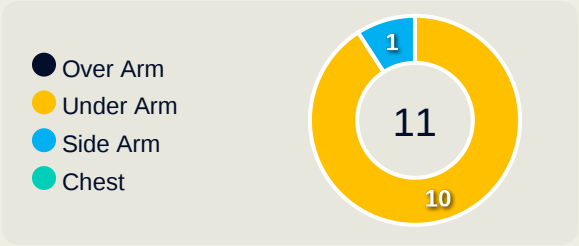
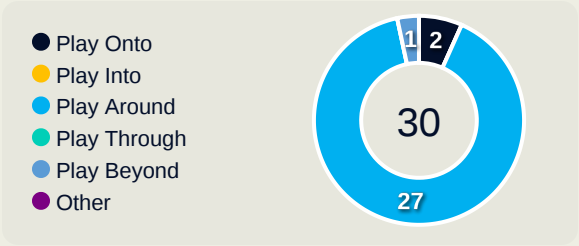
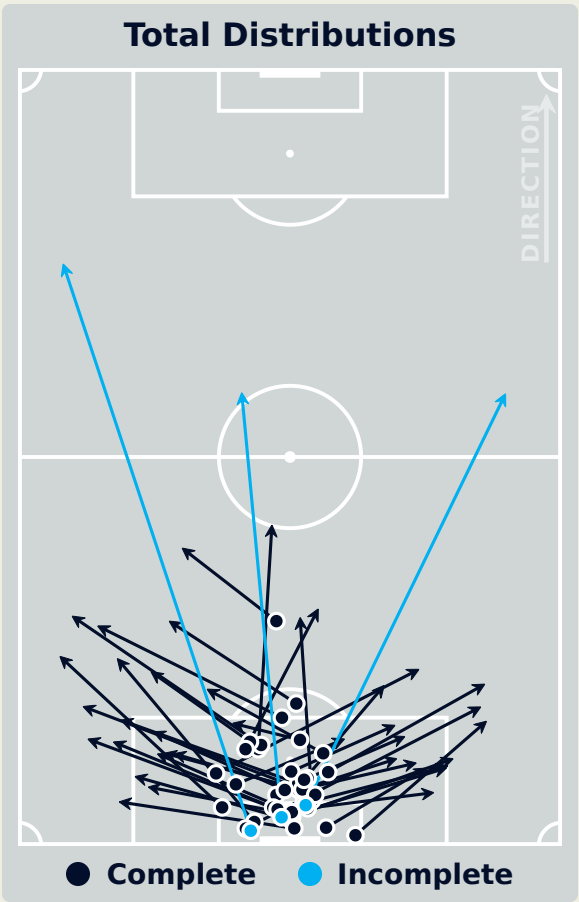
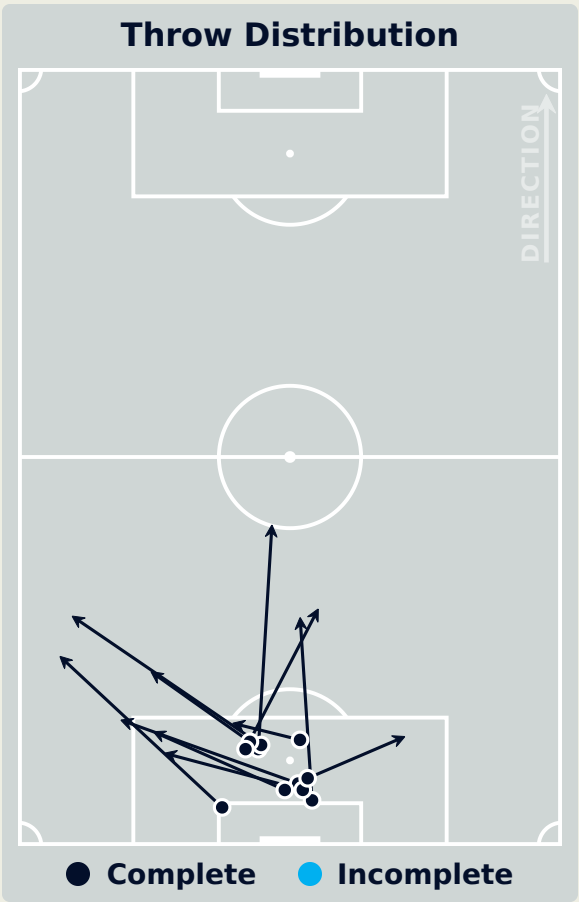
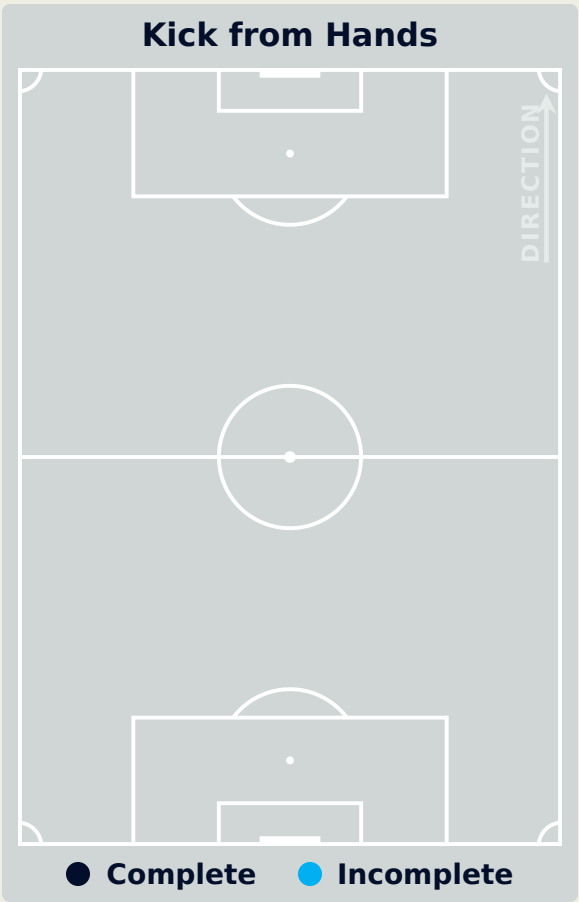
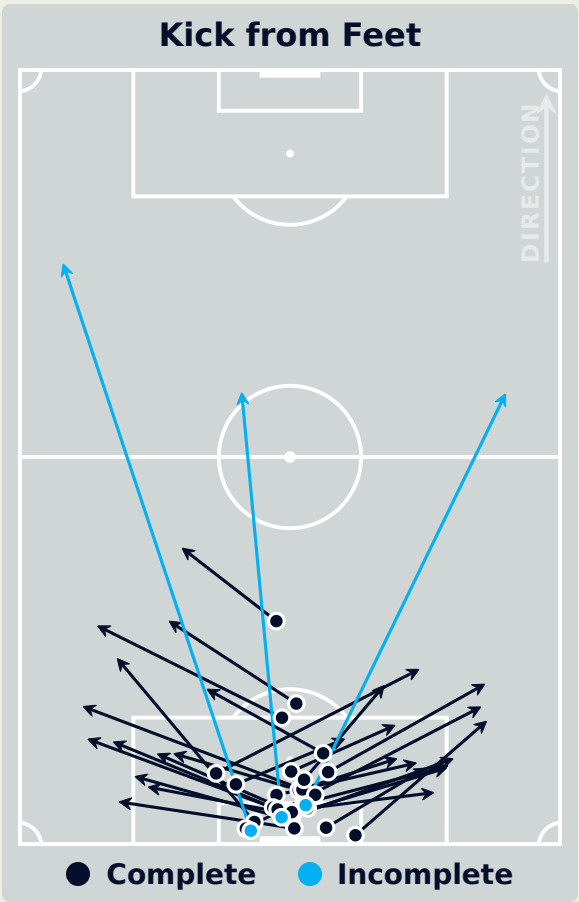
### Japan GK Involvement Timeline



**66**  
Total Involvements

# Goalkeeping Distribution

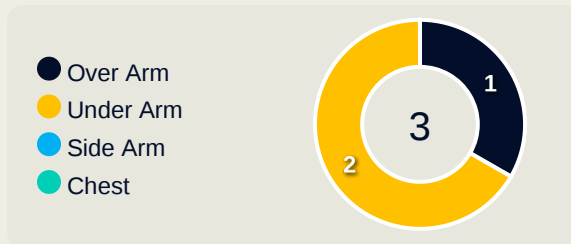
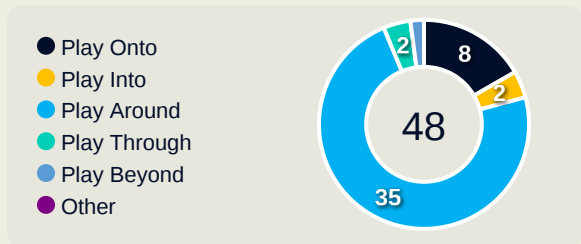
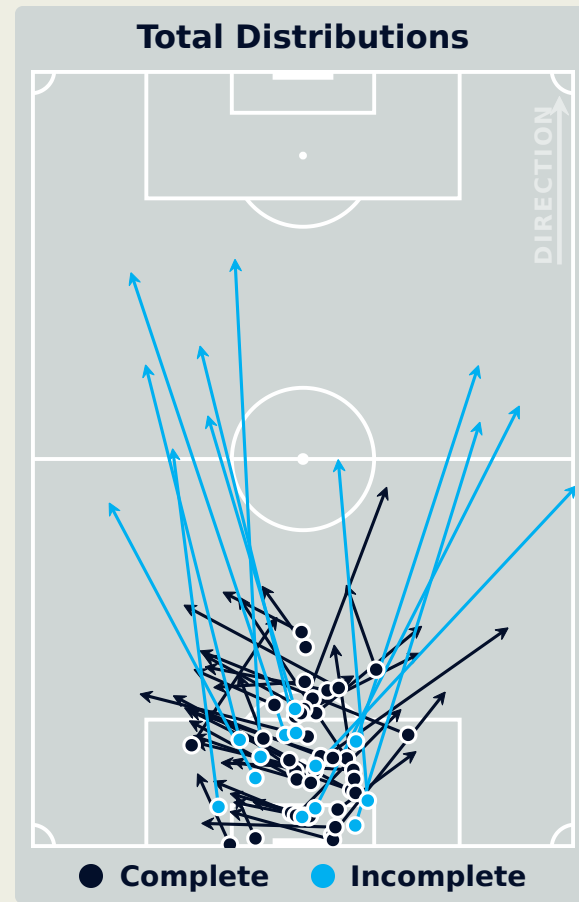
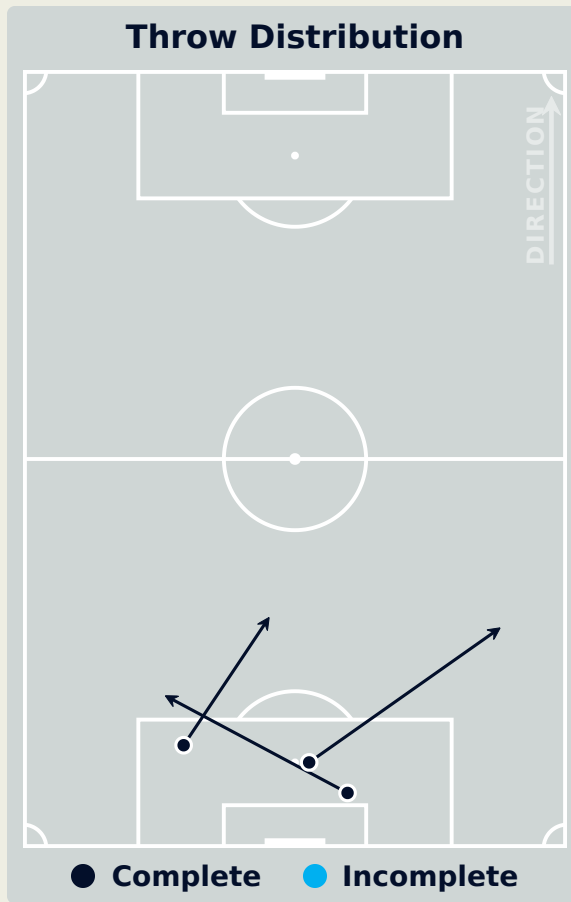
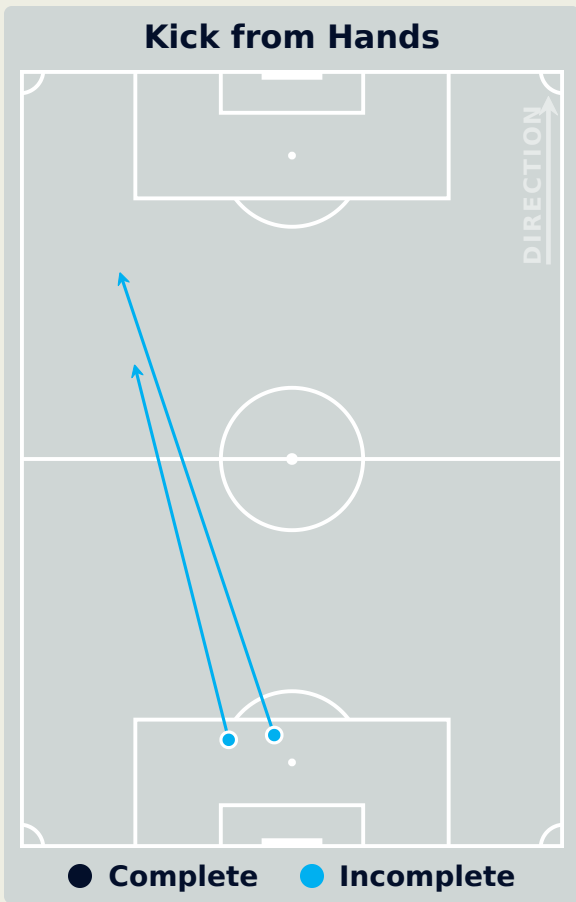
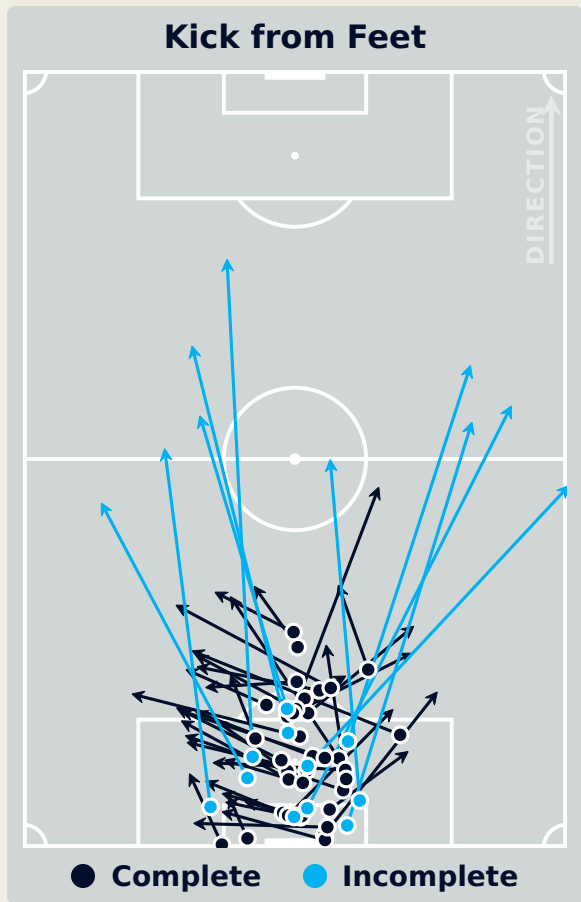
Israel



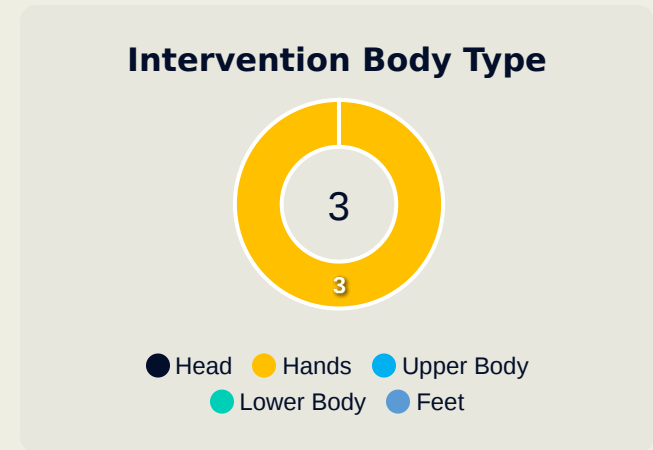
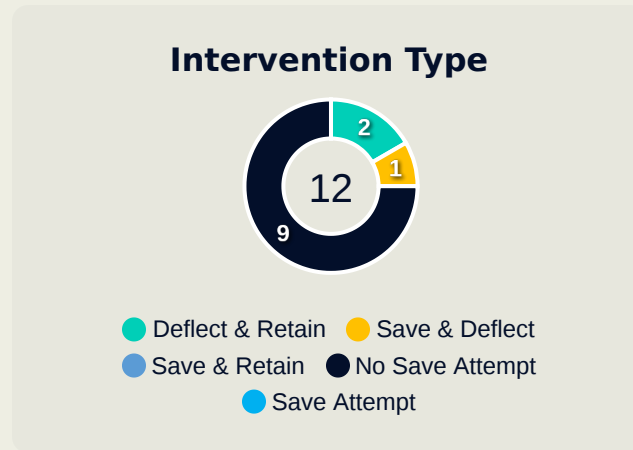
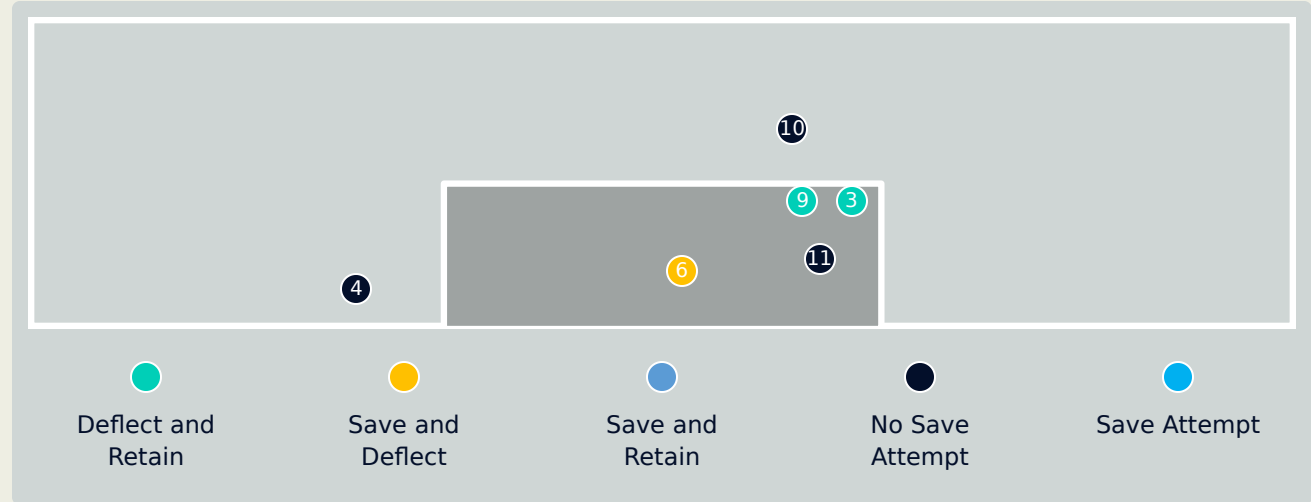
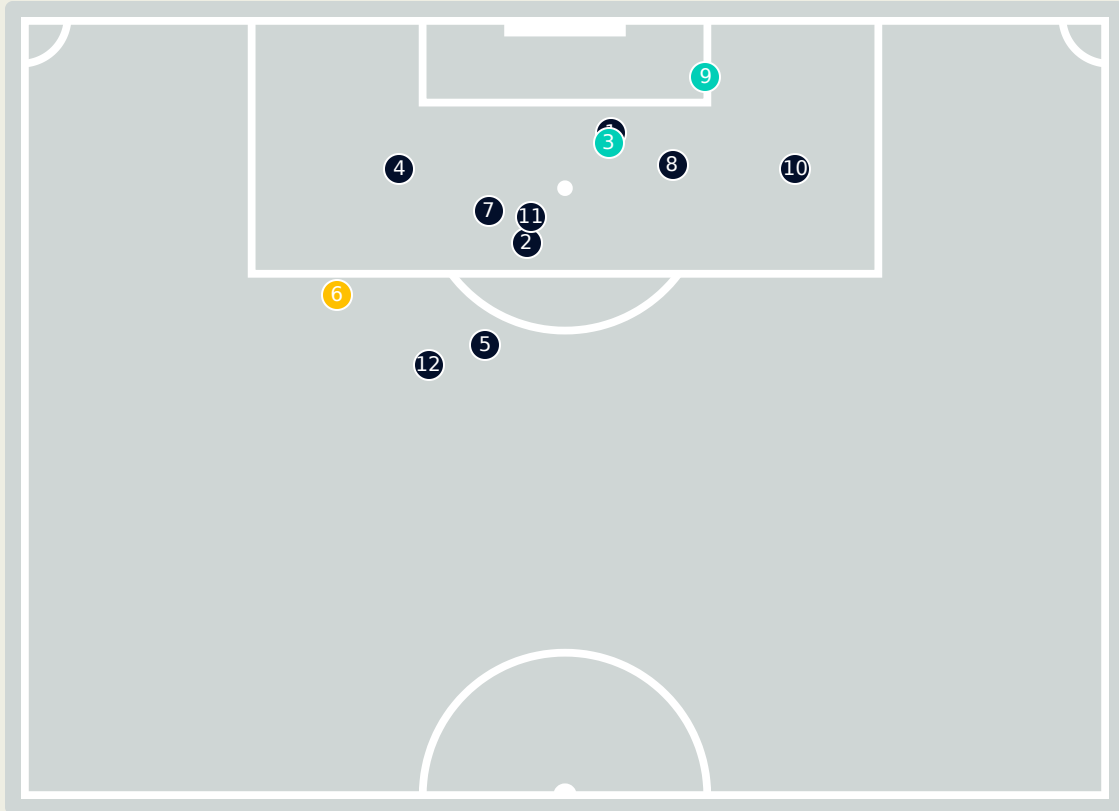


# Goalkeeping Distribution

Japan



# Goal Prevention

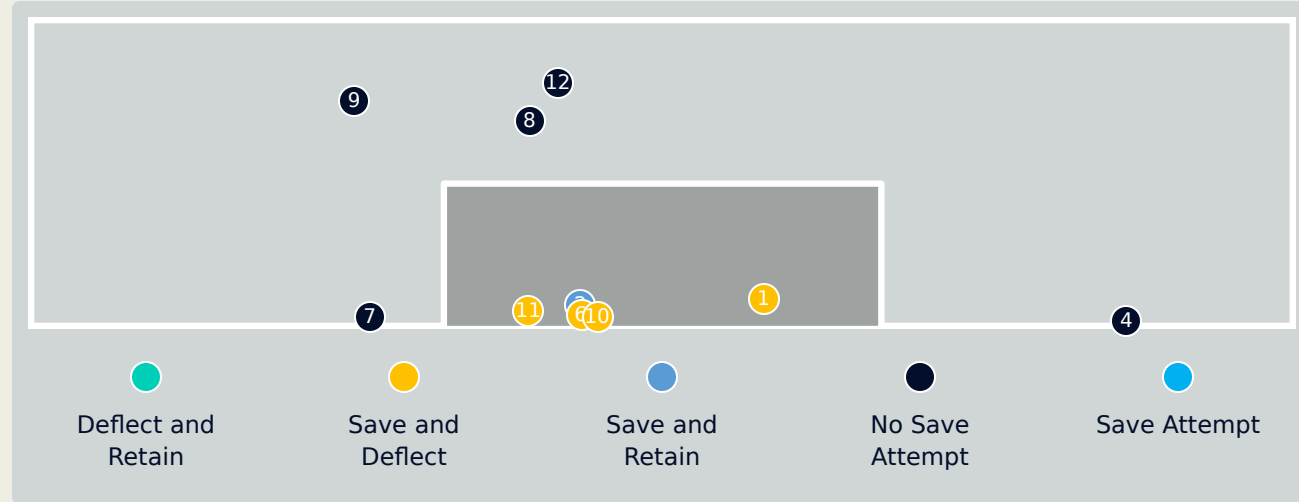
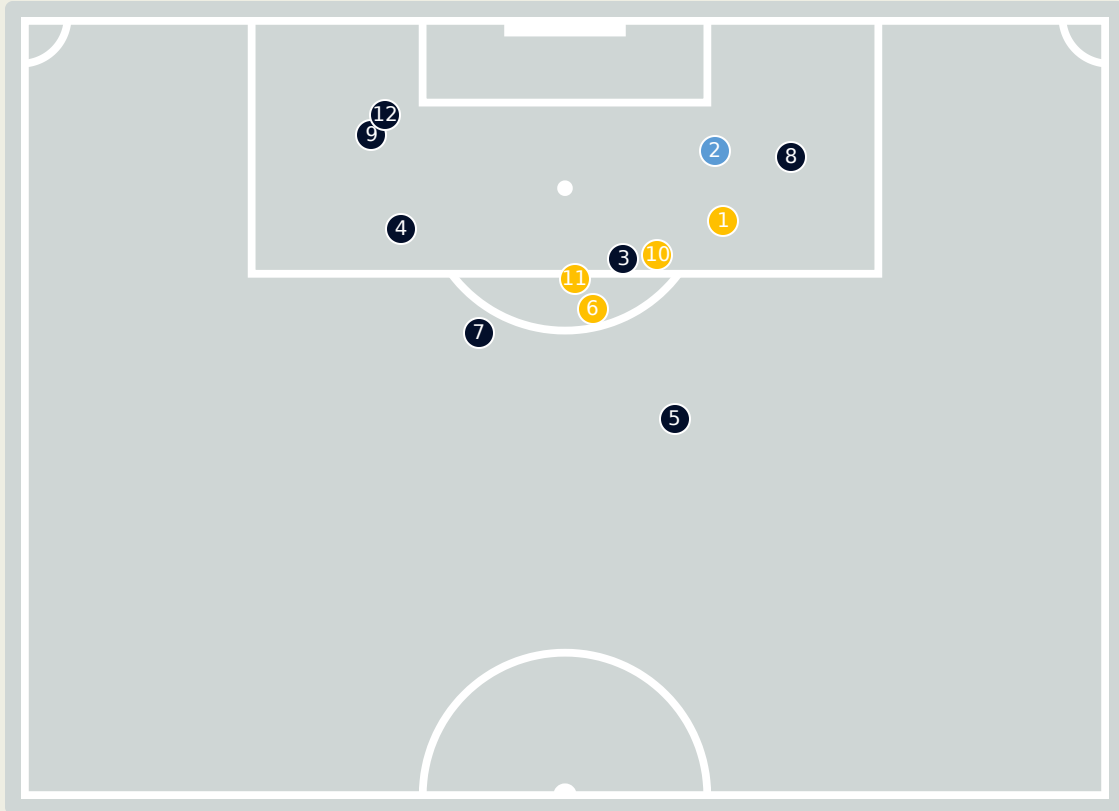


**12**  
Total Attempts on Goal Faced

**75**  
Save %

Total Attempts on Goal Faced	Total Goal Interventions	Save & Retain	Deflect & Retain	Save & Deflect	Save Attempt	No Save Attempt
12	1	0	0	1	0	9

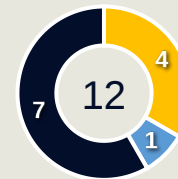
# Goal Prevention



12  
Total Attempts on Goal Faced

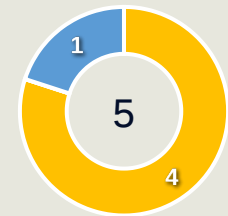
100  
Save %

## Intervention Type



- Deflect & Retain
- Save & Deflect
- Save & Retain
- No Save Attempt
- Save Attempt

## Intervention Body Type

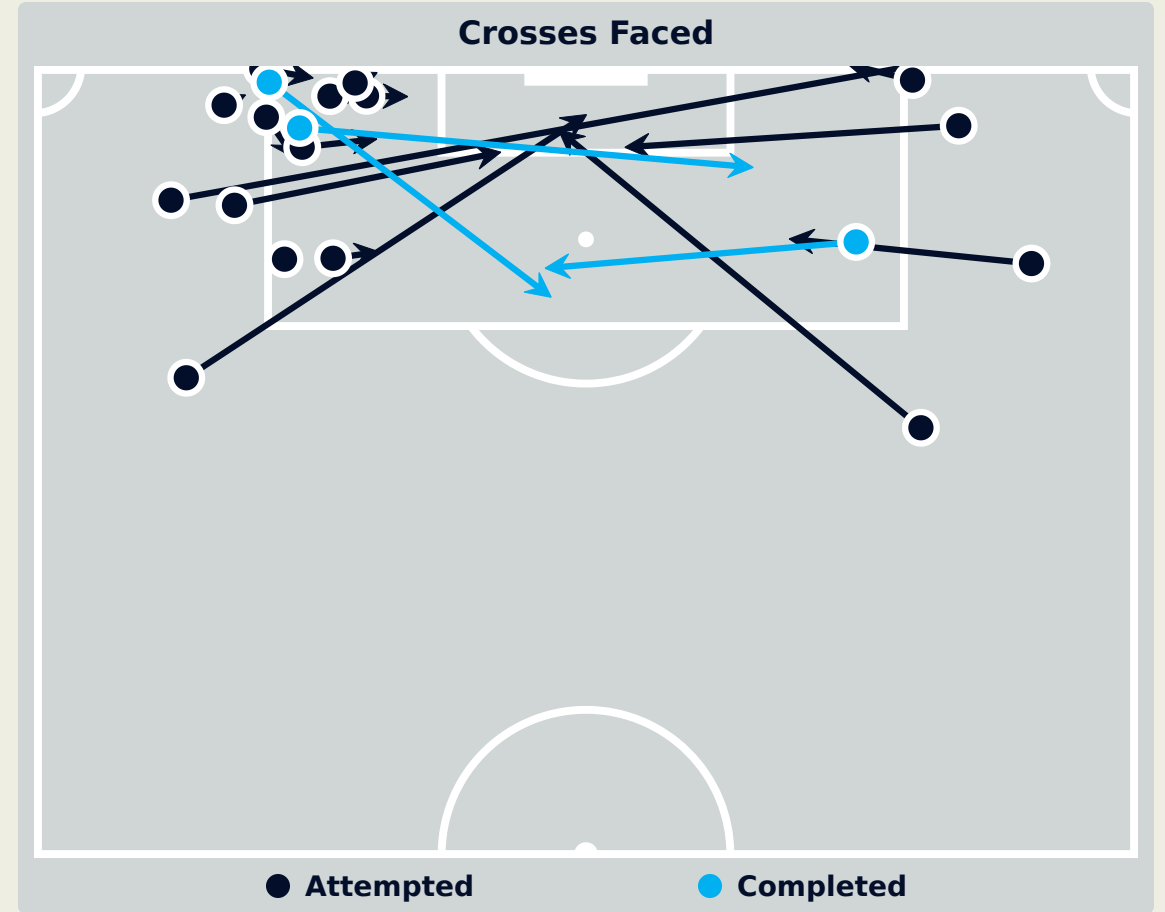
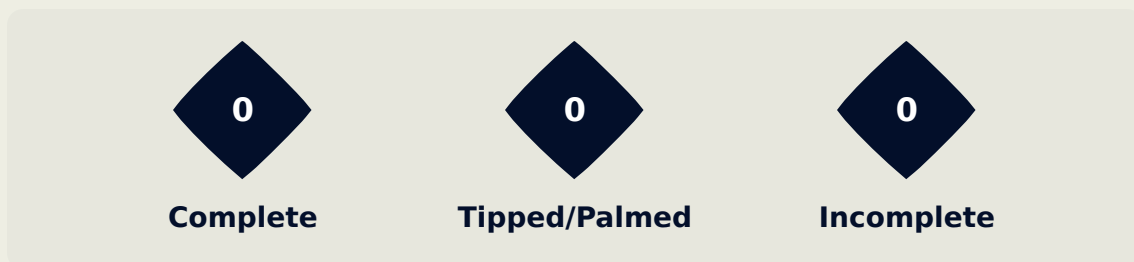
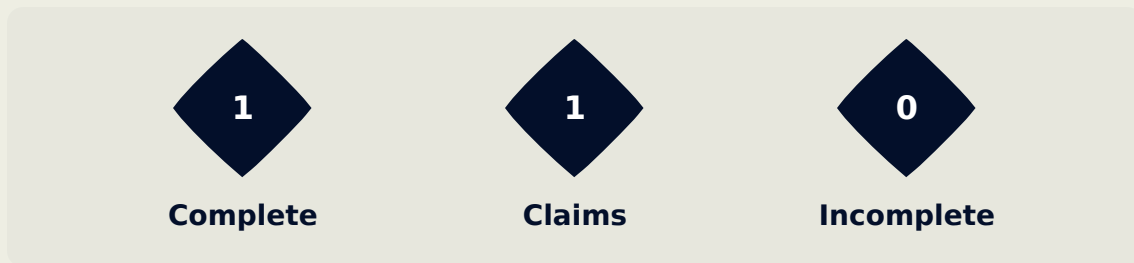


- Head
- Hands
- Upper Body
- Lower Body
- Feet

Total Attempts on Goal Faced	Total Goal Interventions	Save & Retain	Deflect & Retain	Save & Deflect	Save Attempt	No Save Attempt
12	5	1	0	4	0	7

Israel

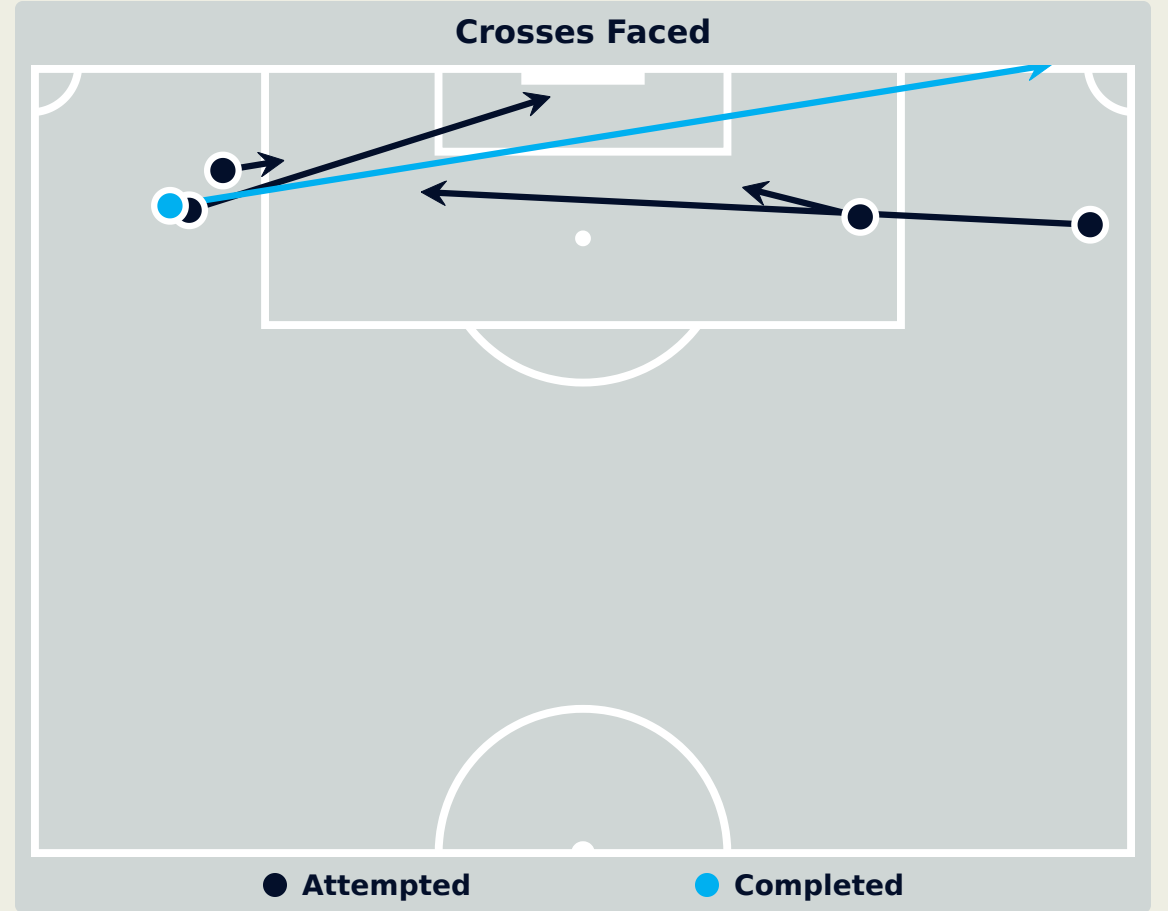
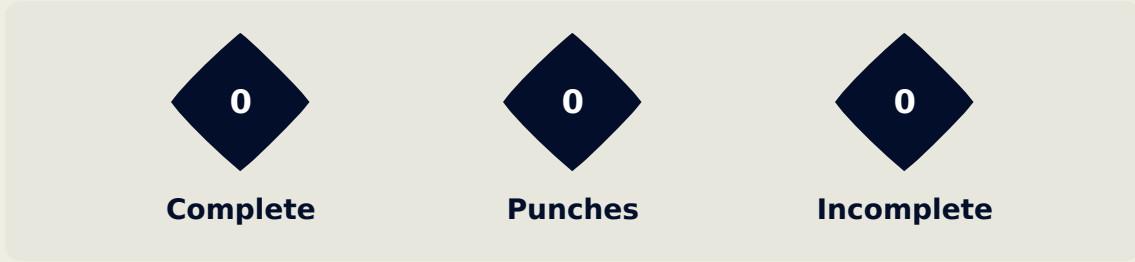
# Aerial Control



**Delivery Types Faced**

Total	In Swing	Out Swing	Driven	Lofted	Cutback	Push
29	6	7	4	4	4	4

# Aerial Control



Delivery Types Faced

Total	In Swing	Out Swing	Driven	Lofted	Cutback	Push
5	1	1	1	2	0	0

**FIFA**<sup>®</sup>  
2024

# SET PLAYS

**Israel 0 - 1 Japan**

# Set Plays

**30**  
Total Set Plays

**12**  
Total Free Kicks

**0**  
Total Penalties

**0**  
Total Corners

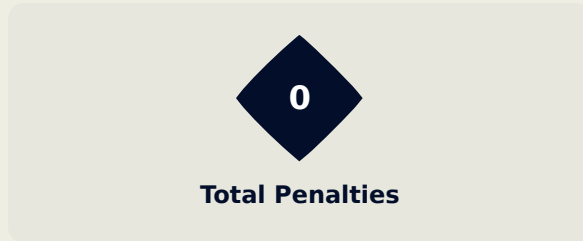
**18**  
Total Throw Ins

Free Kicks	
Type	Total
Direct	12
Direct (on target)	0
Direct (off target)	0
Indirect	0

Corners			
Delivery Type	From Left Side	From Right Side	Total
Direct to Area	0	0	0
Short	0	0	0
Edge of Penalty Area	0	0	0

Corners	
Delivery Style	Total
Inswing	0
Outswing	0
Driven	0

# Set Plays



Free Kicks	
Type	Total
Direct	10
Direct (on target)	0
Direct (off target)	0
Indirect	1

Corners			
Delivery Type	From Left Side	From Right Side	Total
Direct to Area	7	0	7
Short	0	1	1
Edge of Penalty Area	0	0	0

Corners	
Delivery Style	Total
Inswing	4
Outswing	2
Driven	0



**FIFA**<sup>®</sup>  
2024

# INDIVIDUAL DATA IN POSSESSION

**Israel 0 - 1 Japan**

## In Possession - Distributions

#	Player	Passes Attempted	Passes Completed	Pass Completion %	Switches of Play	Crosses Attempted	Crosses Completed	Line Breaks Attempted	Line Breaks Completed	Line Break Completion %	Ball Progressions	Take Ons	Step Ins	Attempts at Goal	Goals
1	NIRON Omer	41	38	93%	0	0	0	7	4	57%	0	0	0	0	0
2	FEINGOLD Ilay	42	35	83%	0	0	0	17	11	65%	0	0	0	0	0
3	GOLDBERG Sean	70	63	90%	1	0	0	31	25	81%	1	0	1	0	0
4	LEMKIN Stav	58	56	97%	2	0	0	11	10	91%	0	0	0	0	0
5	REVIVO Roy	59	46	78%	0	1	0	17	9	53%	4	2	2	0	0
6	GANDELMAN Omri	22	18	82%	0	0	0	6	5	83%	0	0	0	0	0
8	AZOULAY Ethane	29	26	90%	2	0	0	1	0	0%	0	0	0	0	0
10	GLOUKH Oscar	52	44	85%	0	0	0	18	16	89%	5	1	4	3	0
11	ABADA Liel	27	22	81%	0	1	0	8	4	50%	0	0	0	3	0
13	MADMON Elad	8	3	38%	0	0	0	1	1	100%	0	0	0	2	0
17	SHAHAR Ido	22	19	86%	1	0	0	3	3	100%	0	0	0	1	0
7	DAVIDA Osher	6	6	100%	0	1	0	1	0	0%	0	0	0	0	0
9	TURGEMAN Dor	15	10	67%	1	1	0	2	0	0%	0	0	0	2	0
14	FEREDE Ayanaw	23	21	91%	0	0	0	4	3	75%	0	0	0	0	0
15	YONA Adi	11	10	91%	1	1	1	3	3	100%	0	0	0	1	0

## In Possession - Offers &amp; Receptions

			Offer movement types						
#	Player	Total Offers	In Front	In Between	Out to In	In to Out	In Behind	No Movement	Offers Received
1	NIRON Omer	10	0	0	0	0	0	10	1
2	FEINGOLD Ilay	49	14	1	2	1	10	21	18
3	GOLDBERG Sean	4	1	0	0	0	1	2	3
4	LEMKIN Stav	0	0	0	0	0	0	0	0
5	REVIVO Roy	9	1	0	0	0	6	2	3
6	GANDELMAN Omri	41	7	16	2	4	8	4	6
8	AZOULAY Ethane	26	13	13	0	0	0	0	5
10	GLOUKH Oscar	24	1	7	1	3	2	10	12
11	ABADA Liel	16	2	4	0	0	6	4	6
13	MADMON Elad	12	2	1	1	1	5	2	3
17	SHAHAR Ido	25	6	12	2	0	2	3	14
7	DAVIDA Osher	4	1	0	0	0	1	2	3
9	TURGEMAN Dor	8	0	1	0	0	6	1	4
14	FEREDE Ayanaw	10	5	2	0	1	0	2	5
15	YONA Adi	23	8	5	0	4	3	3	4

## In Possession - Distributions

#	Player	Passes Attempted	Passes Completed	Pass Completion %	Switches of Play	Crosses Attempted	Crosses Completed	Line Breaks Attempted	Line Breaks Completed	Line Break Completion %	Ball Progressions	Take Ons	Step Ins	Attempts at Goal	Goals
1	KOKUBO Leobrian	53	40	75%	0	0	0	13	3	23%	0	0	0	0	0
2	SUZUKI Kaito	77	73	95%	0	0	0	13	12	92%	2	0	2	1	0
3	NISHIO Ryuya	66	59	89%	0	1	0	22	19	86%	0	0	0	0	0
5	KIMURA Seiji	78	74	95%	0	0	0	17	13	76%	0	0	0	2	0
6	KAWASAKI Sota	47	43	91%	0	0	0	9	8	89%	0	0	0	1	0
7	YAMAMOTO Rihito	23	20	87%	0	0	0	4	4	100%	0	0	0	0	0
9	FUJIO Shota	16	12	75%	0	2	0	4	2	50%	2	2	0	1	0
13	ARAKI Ryotaro	32	27	84%	0	5	0	6	5	83%	0	0	0	0	0
18	SATO Kein	35	24	69%	0	7	2	9	5	56%	1	1	0	0	0
20	YAMADA Fuki	21	19	90%	0	3	2	3	3	100%	3	1	2	1	0
21	UCHINO Takashi	49	43	88%	0	6	1	16	12	75%	0	0	0	0	0
8	FUJITA Joel Chima	18	14	78%	1	0	0	7	5	71%	0	0	0	0	0
11	HOSOYA Mao	10	9	90%	0	0	0	2	1	50%	0	0	0	3	1
14	MITO Shunsuke	14	13	93%	1	4	1	8	7	88%	1	0	1	2	0
19	UENAKA Asahi	14	14	100%	0	1	0	3	3	100%	0	0	0	1	0

## In Possession - Offers &amp; Receptions

			Offer movement types						
#	Player	Total Offers	In Front	In Between	Out to In	In to Out	In Behind	No Movement	Offers Received
1	KOKUBO Leobrian	5	0	0	0	0	0	5	3
2	SUZUKI Kaito	8	0	0	0	0	0	8	5
3	NISHIO Ryuya	33	13	1	0	0	0	19	15
5	KIMURA Seiji	2	0	0	0	0	1	1	1
6	KAWASAKI Sota	67	30	15	3	6	6	7	22
7	YAMAMOTO Rihito	28	20	5	0	1	1	1	12
9	FUJIO Shota	35	0	8	0	1	24	2	13
13	ARAKI Ryotaro	37	16	11	0	1	6	3	13
18	SATO Kein	31	0	3	4	1	13	10	13
20	YAMADA Fuki	42	6	5	2	1	17	11	8
21	UCHINO Takashi	36	6	4	2	1	7	16	17
8	FUJITA Joel Chima	15	2	13	0	0	0	0	6
11	HOSOYA Mao	15	0	7	0	1	7	0	7
14	MITO Shunsuke	21	1	5	1	1	7	6	11
19	UENAKA Asahi	35	3	19	1	2	6	4	9

**FIFA®**  
2024

# INDIVIDUAL DATA OUT OF POSSESSION

**Israel 0 - 1 Japan**

## Out of Possession

Israel

#	Player	Tackles Made / Won	Blocks	Interceptions	Pressing Direct	Pressing Indirect	Duels Won - Aerial	Duels Won - Physical	Possession Contests won	Clearances	Loose Ball Receptions	Pushing On	Pushing On into Pressing	Possession Regains	Possession Interrupted
1	NIRON Omer	0 / 0	0	0	0	0	0	0	0	0	5	0	0	12	0
2	FEINGOLD Ilay	4 / 1	10	0	2	13	2	0	4	4	2	26	9	7	7
3	GOLDBERG Sean	1 / 0	2	1	1	4	0	0	0	2	4	3	3	2	4
4	LEMKIN Stav	0 / 0	1	0	1	8	1	0	1	13	2	5	3	4	8
5	REVIVO Roy	5 / 1	6	0	7	4	2	0	2	3	6	19	5	3	7
6	GANDELMAN Omri	2 / 0	2	0	3	21	4	0	5	2	7	9	1	5	1
8	AZOULAY Ethane	2 / 1	3	0	3	12	1	0	1	2	5	27	6	2	3
10	GLOUKH Oscar	0 / 0	1	0	5	25	0	0	0	0	8	17	14	0	1
11	ABADA Liel	1 / 0	2	0	6	27	0	0	0	1	4	4	2	0	2
13	MADMON Elad	0 / 0	0	0	2	8	1	0	2	1	2	5	2	2	1
17	SHAHAR Ido	0 / 0	0	0	0	6	0	0	0	0	4	2	0	0	0
7	DAVIDA Osher	0 / 0	0	0	2	1	0	0	0	0	0	0	0	0	0
9	TURGEMAN Dor	0 / 0	0	0	0	3	0	0	0	1	3	2	1	0	1
14	FEREDE Ayanaw	1 / 0	2	0	4	9	0	0	0	3	3	6	1	1	2
15	YONA Adi	2 / 0	1	0	4	11	0	0	0	0	2	8	4	1	0

## Out of Possession

Japan

#	Player	Tackles Made / Won	Blocks	Interceptions	Pressing Direct	Pressing Indirect	Duels Won - Aerial	Duels Won - Physical	Possession Contests won	Clearances	Loose Ball Receptions	Pushing On	Pushing On into Pressing	Possession Regains	Possession Interrupted
1	KOKUBO Leobrian	0 / 0	0	0	0	0	0	0	0	0	4	0	0	6	0
2	SUZUKI Kaito	1 / 0	1	1	4	4	2	0	2	5	10	8	2	3	4
3	NISHIO Ryuya	1 / 0	4	0	5	3	0	0	1	3	10	12	1	3	2
5	KIMURA Seiji	1 / 0	3	0	1	0	2	0	2	5	5	1	0	4	4
6	KAWASAKI Sota	5 / 0	3	0	9	26	1	0	1	1	6	29	10	3	3
7	YAMAMOTO Rihito	4 / 2	3	0	8	5	0	0	0	1	0	8	6	5	3
9	FUJIO Shota	0 / 0	0	0	2	35	0	0	1	0	3	29	22	0	0
13	ARAKI Ryotaro	2 / 0	3	0	3	27	0	0	0	1	2	7	5	2	2
18	SATO Kein	4 / 2	4	0	7	18	0	0	1	1	5	17	11	3	3
20	YAMADA Fuki	3 / 0	2	1	5	15	0	0	0	1	3	23	13	1	4
21	UCHINO Takashi	2 / 0	1	0	5	13	1	0	2	1	5	14	7	0	0
8	FUJITA Joel Chima	1 / 1	0	0	2	6	0	0	0	0	4	8	3	1	0
11	HOSOYA Mao	0 / 0	0	0	1	4	0	0	0	0	3	3	3	0	0
14	MITO Shunsuke	1 / 1	0	0	1	8	0	0	0	0	2	3	2	2	0
19	UENAKA Asahi	3 / 2	2	0	8	25	0	0	0	0	1	20	14	4	1



**FIFA**<sup>®</sup>  
2024

# INDIVIDUAL DATA PHYSICAL

**Israel 0 - 1 Japan**

## Physical Data

Israel

#	Player	Total Distance (m)	Zone 1: 0-7 km/h (m)	Zone 2: 7-15 km/h (m)	Zone 3: 15-20 km/h (m)	Zone 4: 20-25 km/h (m)	Zone 5: 25+ km/h (m)	High Speed Runs (Zone 4)	Sprints (Zone 5)	Top Speed (km/h)
1	NIRON Omer	6013.4	5008.0	923.3	82.1	0	0	0	0	18.7
2	FEINGOLD Ilay	10554.0	4216.4	4237.9	1416.0	526.7	157.0	67.0	11.0	29.8
3	GOLDBERG Sean	9326.1	4368.4	3554.9	959.9	342.8	100.1	40.0	6.0	30.0
4	LEMKIN Stav	10261.5	4051.6	4788.3	1018.7	303.7	99.3	37.0	7.0	30.6
5	REVIVO Roy	8539.5	3524.8	3634.1	946.4	338.0	96.2	45.0	8.0	29.7
6	GANDELMAN Omri	11642.9	3909.0	5152.2	1701.6	792.1	88.0	82.0	8.0	29.4
8	AZOULAY Ethane	8192.5	2362.7	4324.2	1073.8	384.8	47.1	38.0	6.0	28.6
10	GLOUKH Oscar	10472.2	5094.0	3314.8	1385.0	561.0	117.5	73.0	13.0	29.4
11	ABADA Liel	11264.2	4277.4	4584.7	1425.7	691.5	284.9	82.0	17.0	31.9
13	MADMON Elad	5795.5	1675.9	2754.6	810.8	393.9	160.3	51.0	9.0	32.3
17	SHAHAR Ido	5888.1	1865.8	2661.0	987.7	325.9	47.6	32.0	3.0	28.4
7	DAVIDA Osher	2094.2	685.0	774.7	393.8	123.2	117.5	19.0	5.0	31.3
9	TURGEMAN Dor	5026.7	2439.9	1709.5	464.3	247.4	165.5	35.0	12.0	33.7
14	FEREDE Ayanaw	6325.2	2177.0	2678.0	1016.4	402.5	51.4	33.0	4.0	27.8
15	YONA Adi	3953.7	1004.5	1675.6	862.8	309.3	101.5	40.0	7.0	30.9

## Physical Data

Japan

#	Player	Total Distance (m)	Zone 1: 0-7 km/h (m)	Zone 2: 7-15 km/h (m)	Zone 3: 15-20 km/h (m)	Zone 4: 20-25 km/h (m)	Zone 5: 25+ km/h (m)	High Speed Runs (Zone 4)	Sprints (Zone 5)	Top Speed (km/h)
1	KOKUBO Leobrian	5756.1	4481.0	1092.3	170.1	9.1	3.6	3.0	1.0	26.1
2	SUZUKI Kaito	9561.4	4003.5	4090.4	869.6	334.1	263.8	54.0	15.0	31.9
3	NISHIO Ryuya	11321.2	4060.1	4701.5	1636.7	679.3	243.6	74.0	17.0	31.1
5	KIMURA Seiji	10764.7	4323.8	4670.9	1245.9	352.7	171.4	48.0	13.0	31.2
6	KAWASAKI Sota	9462.9	2981.7	4371.5	1516.0	427.3	166.4	57.0	10.0	31.9
7	YAMAMOTO Rihito	5918.5	1633.3	2671.3	1146.2	390.3	77.4	42.0	4.0	28.4
9	FUJIO Shota	11456.0	4480.3	4794.7	1323.6	610.4	247.0	88.0	17.0	31.4
13	ARAKI Ryotaro	8918.5	3315.1	3883.4	1375.7	319.5	24.9	40.0	4.0	25.9
18	SATO Kein	11597.7	3754.3	5050.6	1833.9	825.7	133.2	99.0	15.0	30.3
20	YAMADA Fuki	7016.5	2338.4	3035.2	1187.4	307.5	147.9	52.0	10.0	29.2
21	UCHINO Takashi	11058.1	4053.9	4572.9	1366.9	681.5	382.9	91.0	28.0	30.3
8	FUJITA Joel Chima	2392.9	756.0	993.2	393.2	197.7	52.8	24.0	5.0	29.9
11	HOSOYA Mao	2591.1	891.2	1117.3	341.4	168.7	72.5	24.0	5.0	30.0
14	MITO Shunsuke	4427.2	1297.4	1983.9	718.7	289.4	137.9	47.0	12.0	29.6
19	UENAKA Asahi	6572.4	1991.1	2868.8	1104.3	487.2	121.0	59.0	10.0	31.2

**FIFA<sup>®</sup>**  
**2024**