



**FIFA**  
**U-17 WOMEN'S**  
**WORLD CUP**  
**DOMINICAN REPUBLIC 2024**  
**POST MATCH SUMMARY REPORT**

**Dominican Republic 1 - 1 New Zealand**

Group A - Match 9

19 October 2024

19:00 Kick Off

CFC Stadium



# Match Summary - Teams



## Dominican Republic

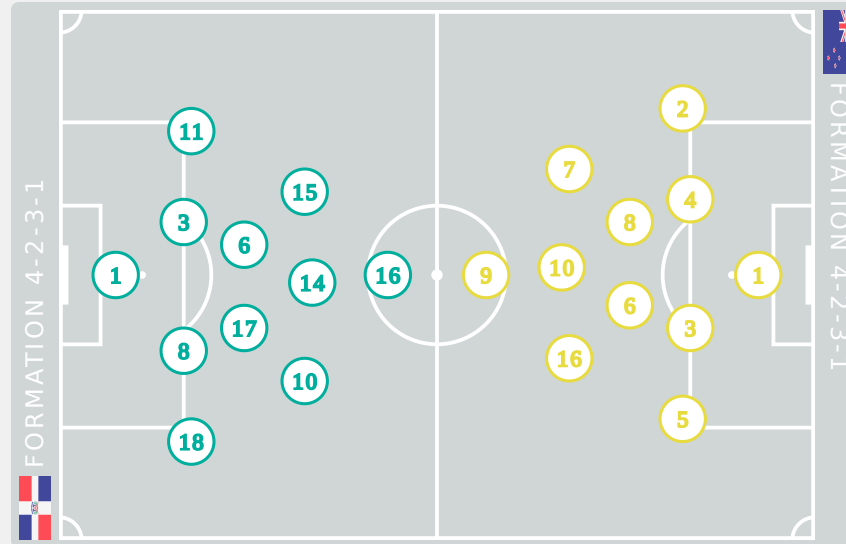


### STARTING

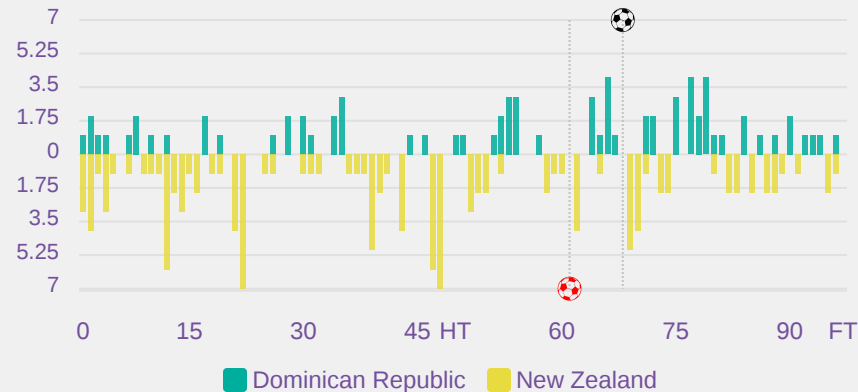
- 1 GK RONDON Jaylene
- 3 DF DE LEON Livia
- 6 MF BRITO Yuleinis 68'
- 8 DF MERCEDES Renata 61'
- 10 MF CASTRO Alexa 45'
- 11 FW ALGARIN Lila
- 14 MF ABREU Angie 62'
- 15 FW BRUNO Natalie 82'
- 16 FW BARKER Ava
- 17 MF TORRES BRACHE Emma 71'
- 18 DF SANO Leoneidy

### SUBSTITUTES

- 12 GK REYES Maya
- 21 GK CASTILLO Yuri
- 2 DF MARTINEZ Jabes 71'
- 4 DF MARTINEZ Paige
- 5 DF DIAZ Jeanery
- 7 FW ZIMBRON Marcela
- 9 FW JIMENEZ Julia 82'
- 13 MF DE LA CARCOVA Camila 62'
- 19 FW DIAZ Jaimaris 45' 91'
- 20 DF ARTACHE Sydney



### Distribution in the Final Third



## New Zealand



### STARTING

- CAMPBELL Sophie GK 1
- SAWKINS Maddison DF 2
- EGLINTON Alyssa MF 3
- 85' DUNN Charli DF 4
- SAXON Hannah MF 5
- BANGALAN Mikaela DF 6
- 64' JEREZ Ela FW 7
- 45' DE WIT Amber MF 8
- 64' PUGH Katie MF 9
- 59' VLOK Pia FW 10
- 82' BARTLETT Grace MF 16

### SUBSTITUTES

- NEARY Brooke GK 18
- MULLER Harriet GK 21
- 64' BENNETT Laura FW 11
- 45' YOUNG Natalie DF 12
- 64' CHELLENBRON Katie FW 13
- LOXTON Millee MF 14
- 82' BROWN Mary FW 15
- HUMPHREY Emily DF 17
- MARCH Charley DF 19
- 59' MORGAN Kyra MF 20

# Match Summary - Key Statistics



**Dominican Republic**



**New Zealand**



## Possession

Total	39.4%	15.6%	45%	Total
1	Goals			1
14 (4)	Attempts at Goal (On Target)			22 (5)
267 (178)	Total Passes (Complete)			343 (264)
67 %	Pass Completion %			77 %
51	Completed Line Breaks			80
4	Defensive Line Breaks			14
65	Receptions in the Final Third			119
16	Crosses			20
13	Ball Progressions			21
194 (69)	Defensive Pressures Applied (Direct Pressures)			164 (81)
57	Forced Turnovers			60
99	Second Balls			129
99.5 km	Total Distance Covered			102.1 km
3.2 km	Zone 4 - Low Speed Sprinting: 19-23km/h			3.4 km



**Dominican Republic**

**Phases of Play**

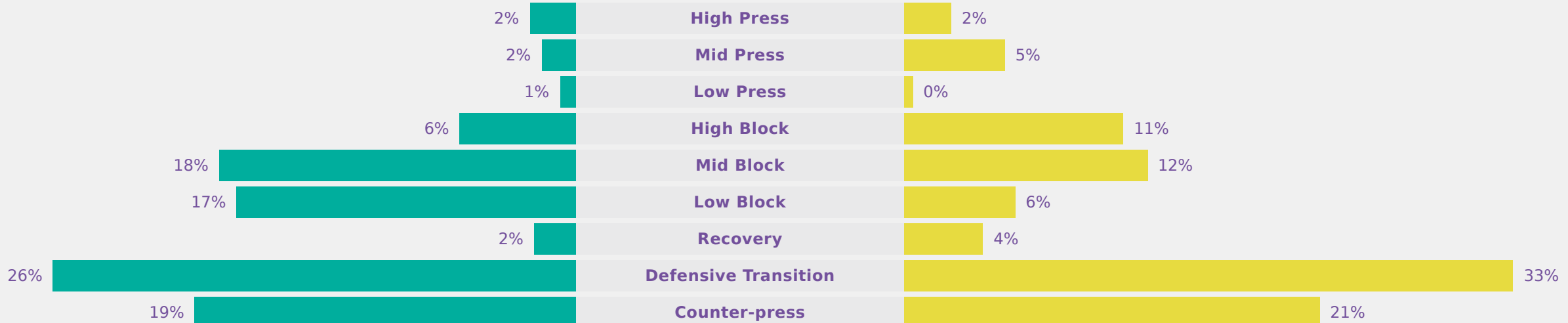
**New Zealand**



**IN POSSESSION**



**OUT OF POSSESSION**





**FIFA**  
U-17 WOMEN'S  
WORLD CUP  
DOMINICAN REPUBLIC 2024

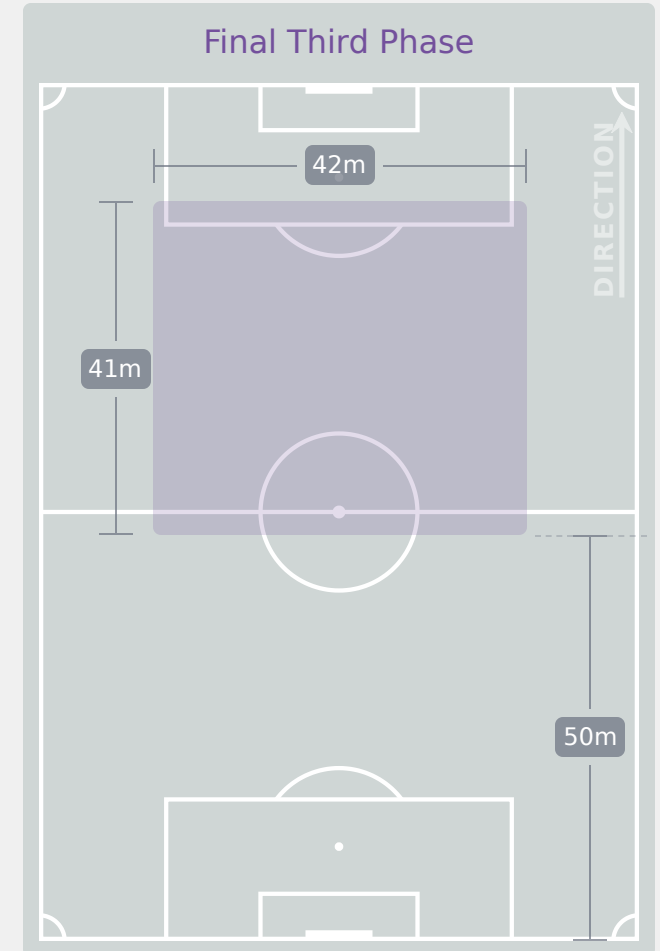
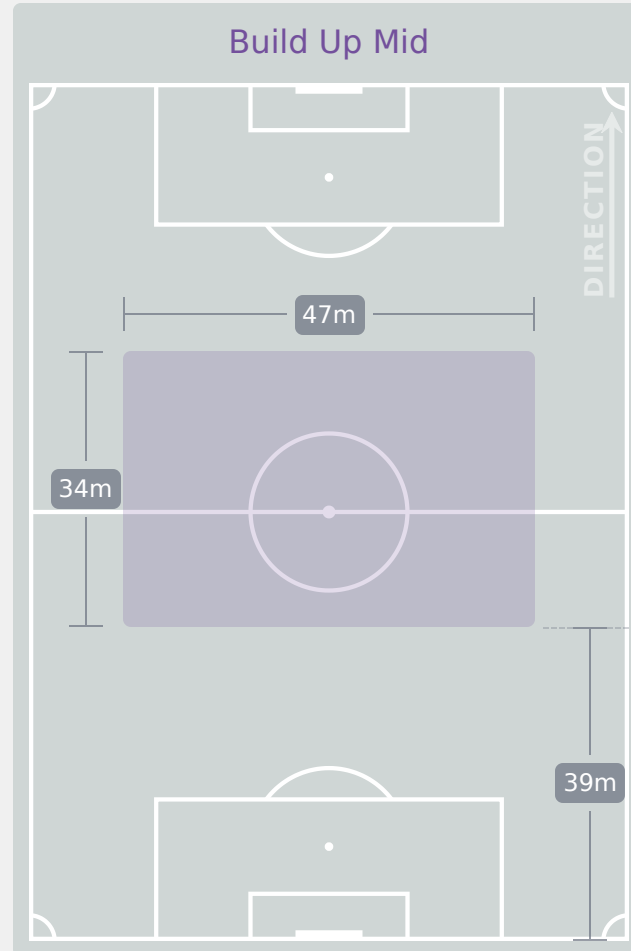
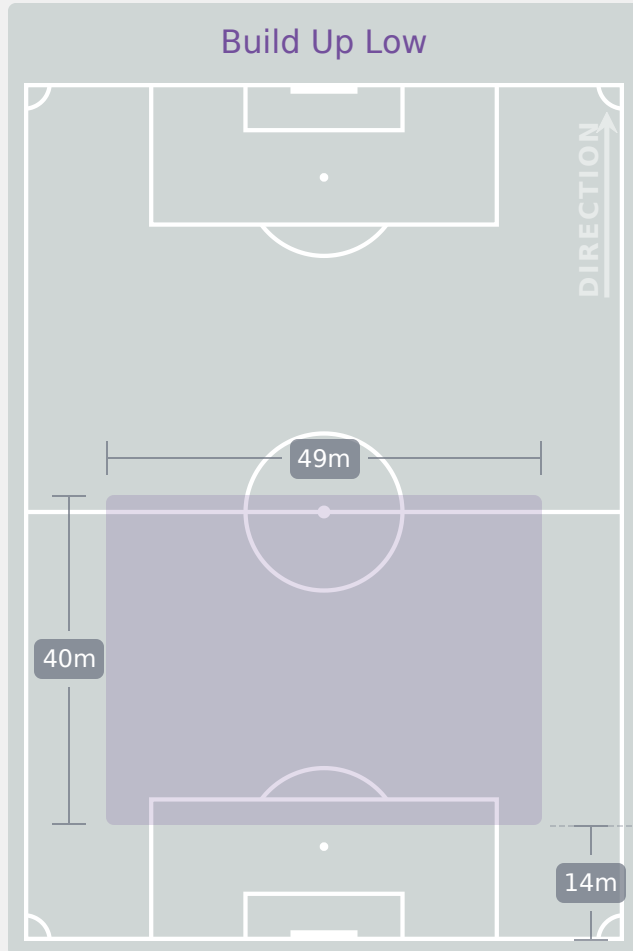


# IN POSSESSION

**Dominican Republic** 1 - 1 **New Zealand**

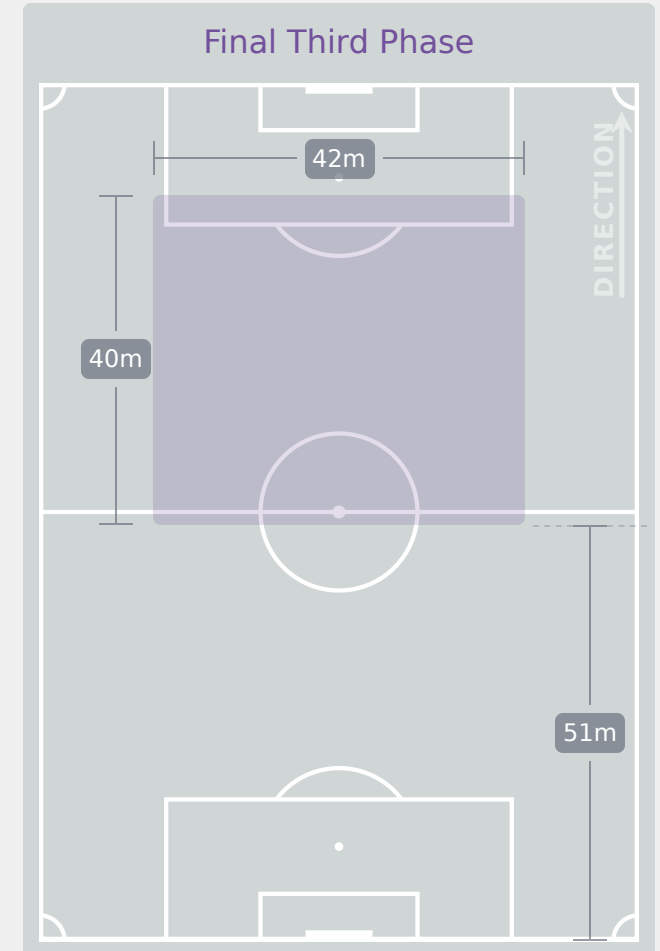
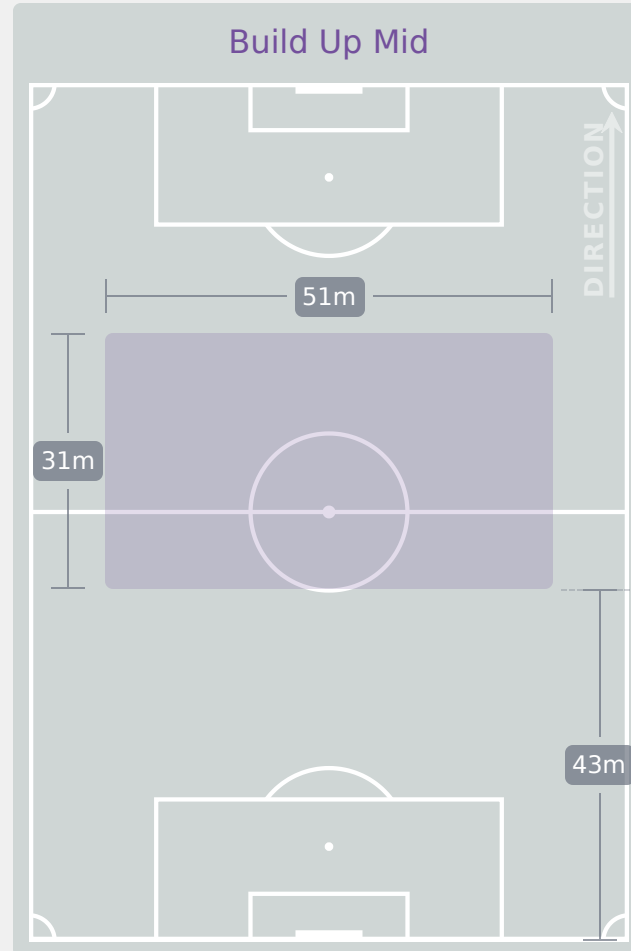
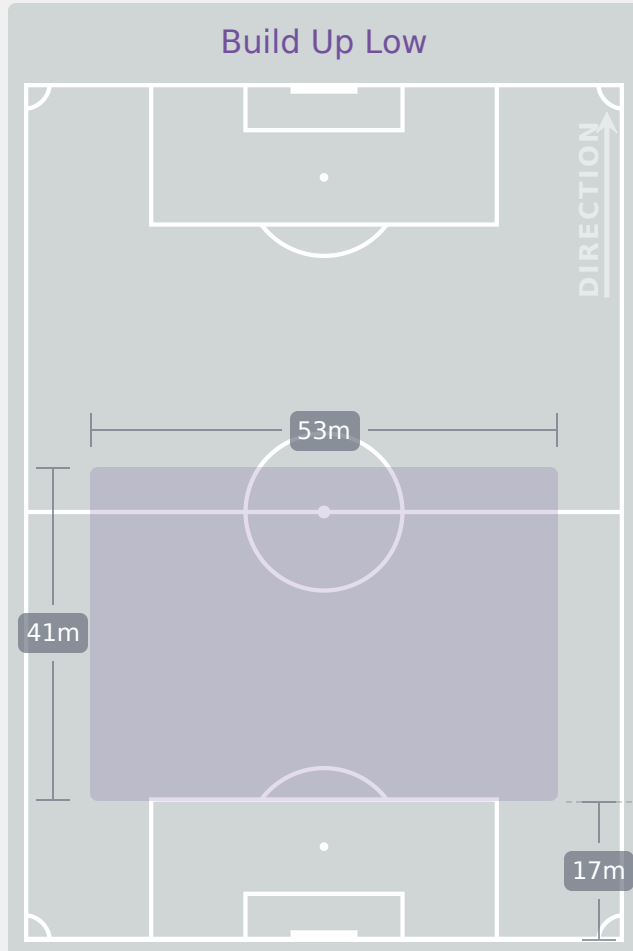
# In Possession Line Height & Team Length

**Dominican Republic**



# In Possession Line Height & Team Length

New Zealand



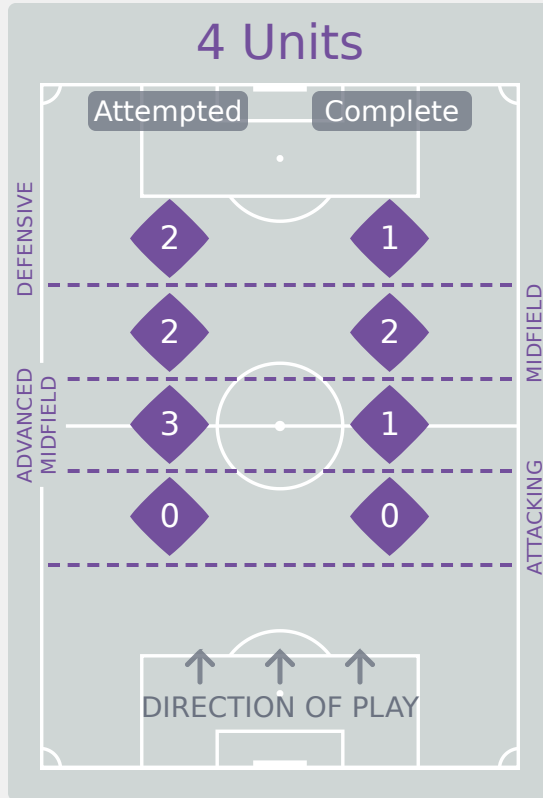
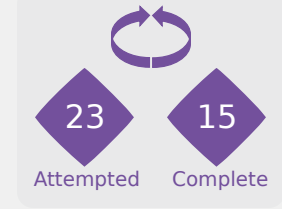
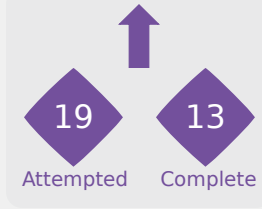
# Line Breaks



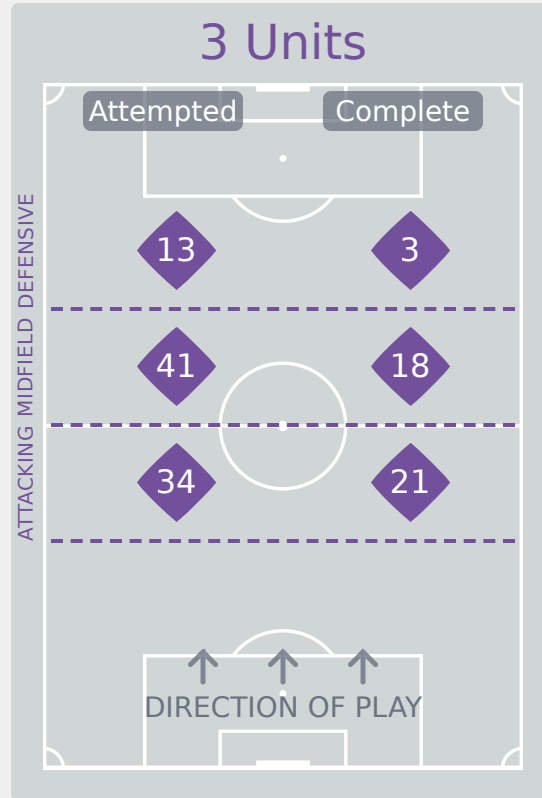
## Dominican Republic

Attempted Line Breaks

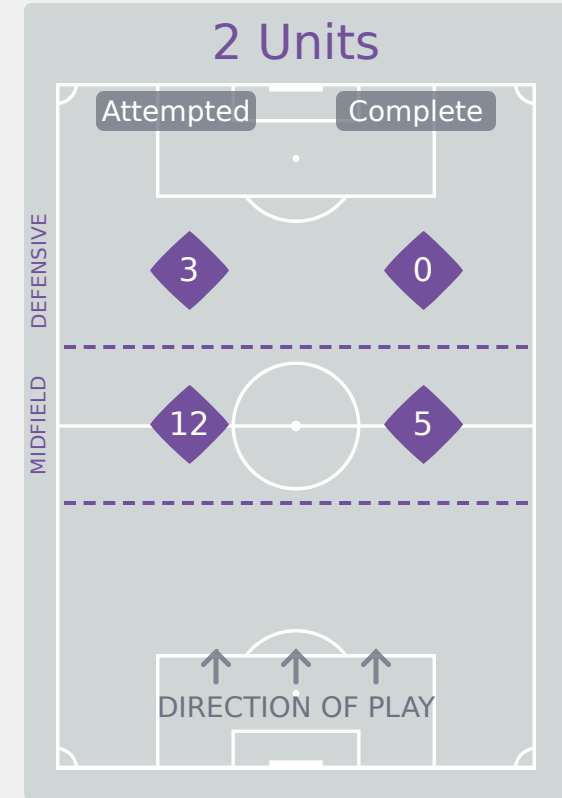
110



Attempted Line Breaks	7
Inside Shape	5
Outside Shape	2



Attempted Line Breaks	88
Inside Shape	60
Outside Shape	28



Attempted Line Breaks	15
Inside Shape	11
Outside Shape	4



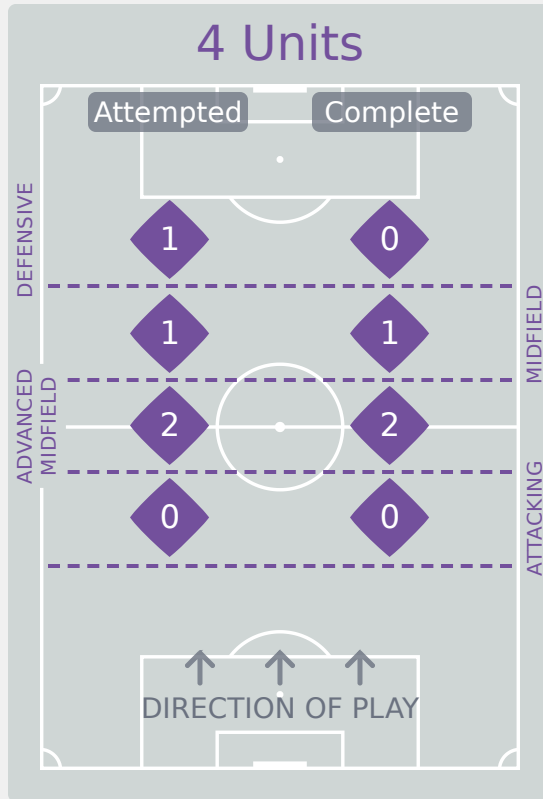
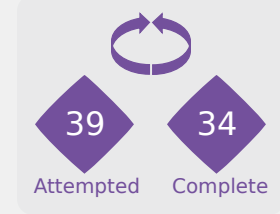
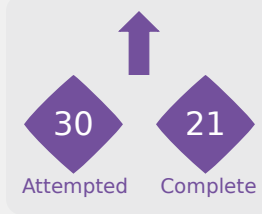
# Line Breaks



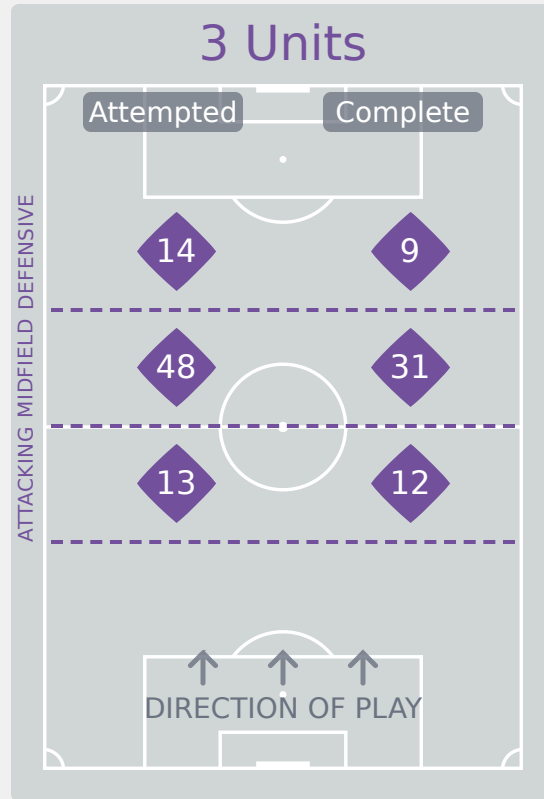
## New Zealand

Attempted Line Breaks

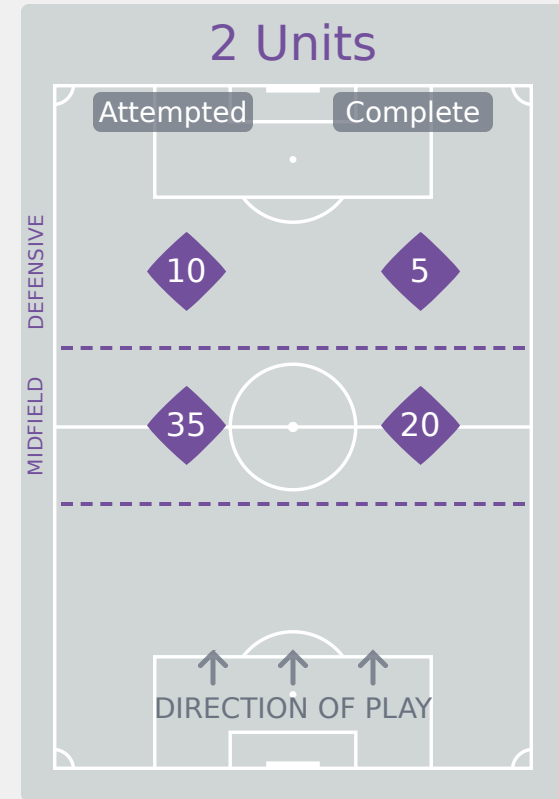
# 124



Attempted Line Breaks	4
Inside Shape	2
Outside Shape	2



Attempted Line Breaks	75
Inside Shape	33
Outside Shape	42



Attempted Line Breaks	45
Inside Shape	32
Outside Shape	13

# Line Breaks

# Dominican Republic



					4 Units				3 Units			2 Units		Direction			Distribution Type		
#	Player	Line Breaks Attempted	Line Breaks Completed	Line Break Completion %	Attacking Line	Attacking Midfield Line	Midfield Line	Defensive Line	Attacking Line	Midfield Line	Defensive Line	Midfield Line	Defensive Line	Through	Around	Over	Pass	Cross	Ball Progression
1	RONDON Jaylene	13	3	23%	0	0	0	0	6	4	0	2	1	0	0	13	13	0	0
3	DE LEON Livia	18	11	61%	0	1	0	0	12	4	1	0	0	5	5	8	18	0	0
6	BRITO Yuleinis	7	5	71%	0	0	0	0	3	2	1	1	0	1	1	5	6	1	0
8	MERCEDES Renata	13	5	38%	0	1	0	0	3	6	1	2	0	1	0	12	13	0	0
10	CASTRO Alexa	0	0	0%	0	0	0	0	0	0	0	0	0	0	0	0	0	0	0
11	ALGARIN Lila	13	8	62%	0	0	0	0	3	8	2	0	0	0	6	7	12	0	1
14	ABREU Angie	2	0	0%	0	0	0	0	0	1	1	0	0	1	0	1	2	0	0
15	BRUNO Natalie	10	4	40%	0	0	1	0	0	4	2	2	1	3	4	3	8	0	2
16	BARKER Ava	3	2	67%	0	0	0	1	0	1	0	1	0	2	1	0	3	0	0
17	TORRES BRACHE Emma	1	0	0%	0	0	0	1	0	0	0	0	0	0	0	1	1	0	0
18	SANO Leoneidy	15	8	53%	0	1	0	0	7	4	0	3	0	2	3	10	15	0	0
2	MARTINEZ Jabes	4	1	25%	0	0	0	0	0	2	2	0	0	1	1	2	3	1	0
9	JIMENEZ Julia	0	0	0%	0	0	0	0	0	0	0	0	0	0	0	0	0	0	0
13	DE LA CARCOVA Camila	4	2	50%	0	0	0	0	0	2	1	0	1	1	0	3	3	1	0
19	DIAZ Jaimaris	7	2	29%	0	0	1	0	0	3	2	1	0	2	2	3	6	1	0

# Line Breaks

New Zealand



					4 Units				3 Units			2 Units		Direction			Distribution Type		
#	Player	Line Breaks Attempted	Line Breaks Completed	Line Break Completion %	Attacking Line	Attacking Midfield Line	Midfield Line	Defensive Line	Attacking Line	Midfield Line	Defensive Line	Midfield Line	Defensive Line	Through	Around	Over	Pass	Cross	Ball Progression
1	CAMPBELL Sophie	0	0	0%	0	0	0	0	0	0	0	0	0	0	0	0	0	0	0
2	SAWKINS Maddison	11	5	45%	0	0	0	0	0	7	0	3	1	1	1	9	11	0	0
3	EGLINTON Alyssa	13	12	92%	0	0	0	0	5	4	0	3	1	2	4	7	13	0	0
4	DUNN Charli	21	12	57%	0	0	0	0	3	5	3	9	1	3	4	14	20	1	0
5	SAXON Hannah	25	14	56%	0	1	0	0	2	11	2	7	2	3	10	12	23	1	1
6	BANGALAN Mikaela	14	9	64%	0	0	0	0	2	7	1	4	0	4	4	6	13	0	1
7	JEREZ Ela	5	4	80%	0	1	1	0	0	1	1	1	0	1	2	2	4	1	0
8	DE WIT Amber	9	7	78%	0	0	0	0	1	4	0	3	1	7	2	0	9	0	0
9	PUGH Katie	4	2	50%	0	0	0	0	0	1	1	0	2	1	2	1	4	0	0
10	VLOK Pia	7	4	57%	0	0	0	0	0	0	2	4	1	4	2	1	6	1	0
16	BARTLETT Grace	7	4	57%	0	0	0	0	0	2	3	1	1	4	2	1	6	0	1
11	BENNETT Laura	1	1	100%	0	0	0	0	0	1	0	0	0	0	1	0	1	0	0
12	YOUNG Natalie	4	4	100%	0	0	0	0	0	3	1	0	0	0	3	1	4	0	0
13	CHELLENBRON Katie	0	0	0%	0	0	0	0	0	0	0	0	0	0	0	0	0	0	0
15	BROWN Mary	1	0	0%	0	0	0	1	0	0	0	0	0	0	0	1	1	0	0
20	MORGAN Kyra	2	2	100%	0	0	0	0	0	2	0	0	0	0	2	0	2	0	0

# Passing Networks

# Dominican Republic



#	Passes From ↓ to →	RONDON Jaylene	DE LEON Livia	BRITO Yuleinis	MERCEDES Renata	CASTRO Alexa	ALGARIN Lila	ABREU Angie	BRUNO Natalie	BARKER Ava	TORRES BRACHE Emma	SANO Leoneidy	MARTINEZ Jabes	JIMENEZ Julia	DE LA CARCOVA Camila	DIAZ Jaimaris
1	RONDON Jaylene		8	0	4	1	0	0	1	0	0	0	0	0	0	0
3	DE LEON Livia	1		3	1	2	6	2	1	0	0	0	0	0	0	1
6	BRITO Yuleinis	1	1		1	0	0	0	5	0	1	1	0	0	1	1
8	MERCEDES Renata	6	4	1		1	1	0	2	0	0	0	1	0	0	0
10	CASTRO Alexa	0	1	0	0		2	1	0	0	0	0	0	0	0	0
11	ALGARIN Lila	0	6	0	1	3		1	1	1	1	0	0	0	0	0
14	ABREU Angie	0	0	1	0	0	1		0	2	3	3	0	0	0	0
15	BRUNO Natalie	0	0	0	0	1	1	0		5	0	1	0	0	0	1
16	BARKER Ava	0	0	2	1	1	0	2	1		1	2	2	0	1	1
17	TORRES BRACHE Emma	0	1	1	1	1	2	0	1	1		1	0	0	0	0
18	SANO Leoneidy	1	2	0	1	0	0	0	2	1	1		0	1	0	0
2	MARTINEZ Jabes	0	0	0	0	0	0	0	1	0	0	0		0	2	1
9	JIMENEZ Julia	0	0	0	0	0	0	0	0	0	0	0	1		0	0
13	DE LA CARCOVA Camila	0	0	1	1	0	1	0	1	0	0	2	3	1		0
19	DIAZ Jaimaris	0	0	0	0	0	1	2	0	2	0	0	0	1	0	

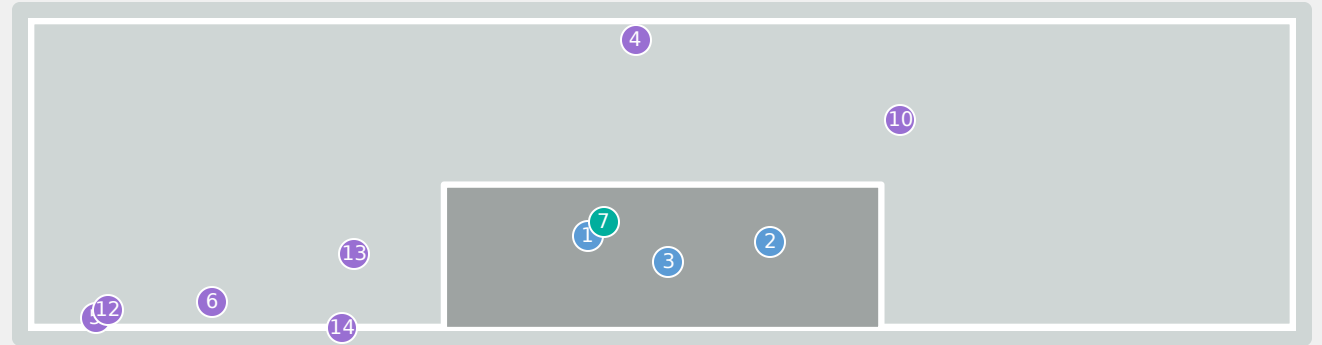
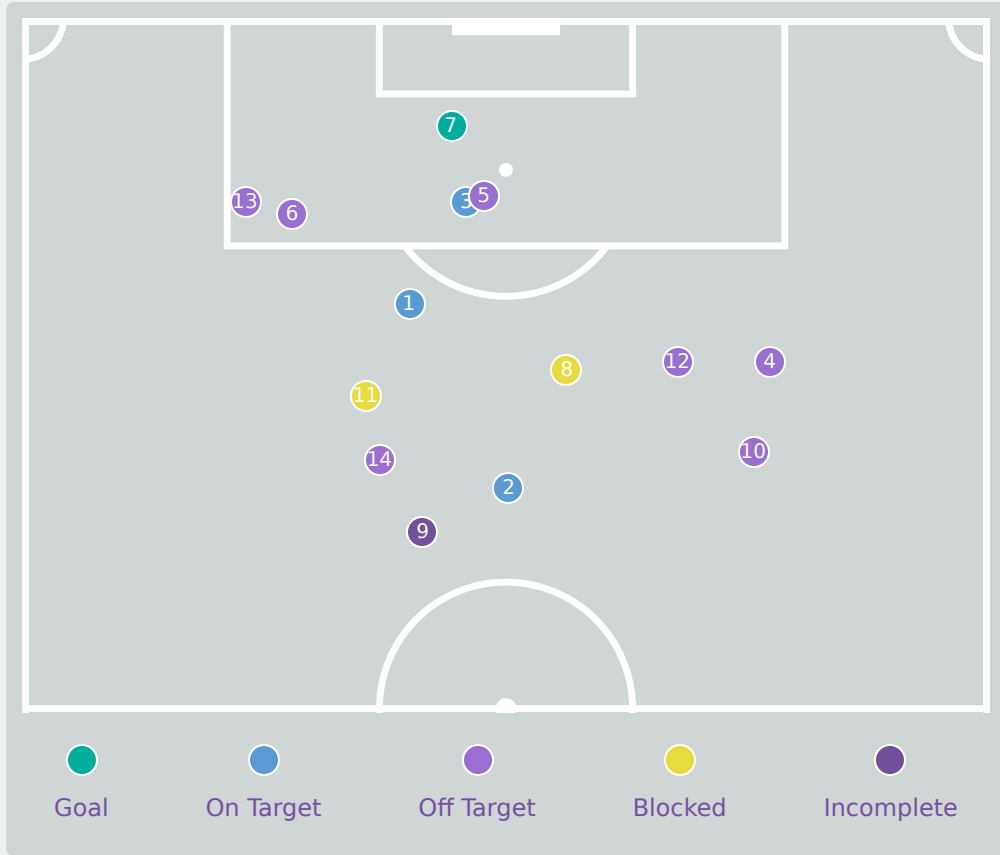
Top 5 Player to Player Passers		
Player	Passed To	% of Total Team Passes
RONDON Jaylene	DE LEON Livia	5.4%
DE LEON Livia	ALGARIN Lila	4%
MERCEDES Renata	RONDON Jaylene	4%
ALGARIN Lila	DE LEON Livia	4%
BRITO Yuleinis	BRUNO Natalie	3.4%

# Passing Networks

#	Passes From ↓ to →	CAMPBELL Sophie	SAWKINS Maddison	EGLINTON Alyssa	DUNN Charli	SAXON Hannah	BANGALAN Mikaela	JEREZ Ela	DE WIT Amber	PUGH Katie	VLOK Pia	BARTLETT Grace	BENNETT Laura	YOUNG Natalie	CHELLENBRON Katie	BROWN Mary	MORGAN Kyra
1	CAMPBELL Sophie	0	0	13	6	0	0	0	0	0	0	0	0	0	0	0	0
2	SAWKINS Maddison	0	0	4	3	0	0	3	0	3	0	0	0	1	0	0	0
3	EGLINTON Alyssa	3	3	0	20	18	0	0	1	0	1	4	0	0	0	3	1
4	DUNN Charli	0	9	16	0	0	0	3	1	2	0	0	0	1	1	1	0
5	SAXON Hannah	0	1	11	0	0	4	0	0	0	1	6	0	0	1	1	1
6	BANGALAN Mikaela	0	1	1	1	2	0	1	3	1	2	5	0	2	0	0	0
7	JEREZ Ela	0	1	0	0	0	1	0	1	4	1	1	0	0	0	0	0
8	DE WIT Amber	0	2	0	2	1	1	0	0	2	2	3	0	0	0	0	0
9	PUGH Katie	0	1	0	0	2	3	0	2	0	0	3	0	0	0	0	1
10	VLOK Pia	0	1	0	1	2	2	0	0	4	0	4	0	0	0	0	0
16	BARTLETT Grace	0	0	1	0	1	1	0	1	3	2	0	0	2	0	0	0
11	BENNETT Laura	0	0	0	0	0	0	0	0	0	0	0	0	4	1	1	0
12	YOUNG Natalie	0	3	1	1	0	1	0	0	0	0	0	0	0	0	0	1
13	CHELLENBRON Katie	0	0	0	0	0	0	0	0	0	0	0	0	1	0	0	1
15	BROWN Mary	0	0	1	0	1	1	0	0	0	0	0	0	1	0	0	0
20	MORGAN Kyra	0	0	0	0	0	1	0	0	1	0	0	1	1	0	0	0

Top 5 Player to Player Passers		
Player	Passed To	% of Total Team Passes
EGLINTON Alyssa	DUNN Charli	8.1%
EGLINTON Alyssa	SAXON Hannah	7.3%
DUNN Charli	EGLINTON Alyssa	6.5%
CAMPBELL Sophie	EGLINTON Alyssa	5.2%
SAXON Hannah	EGLINTON Alyssa	4.4%

# Attempts at Goal



Key	Outcome	Shots
	Goals	1
	On Target	3
	Off Target	7
	Blocked	2
	Incomplete	1

# Dominican Republic

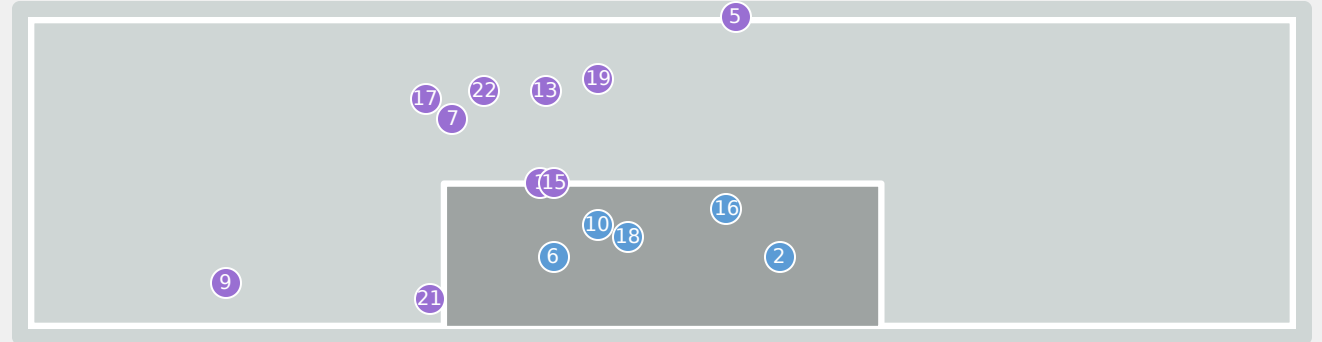
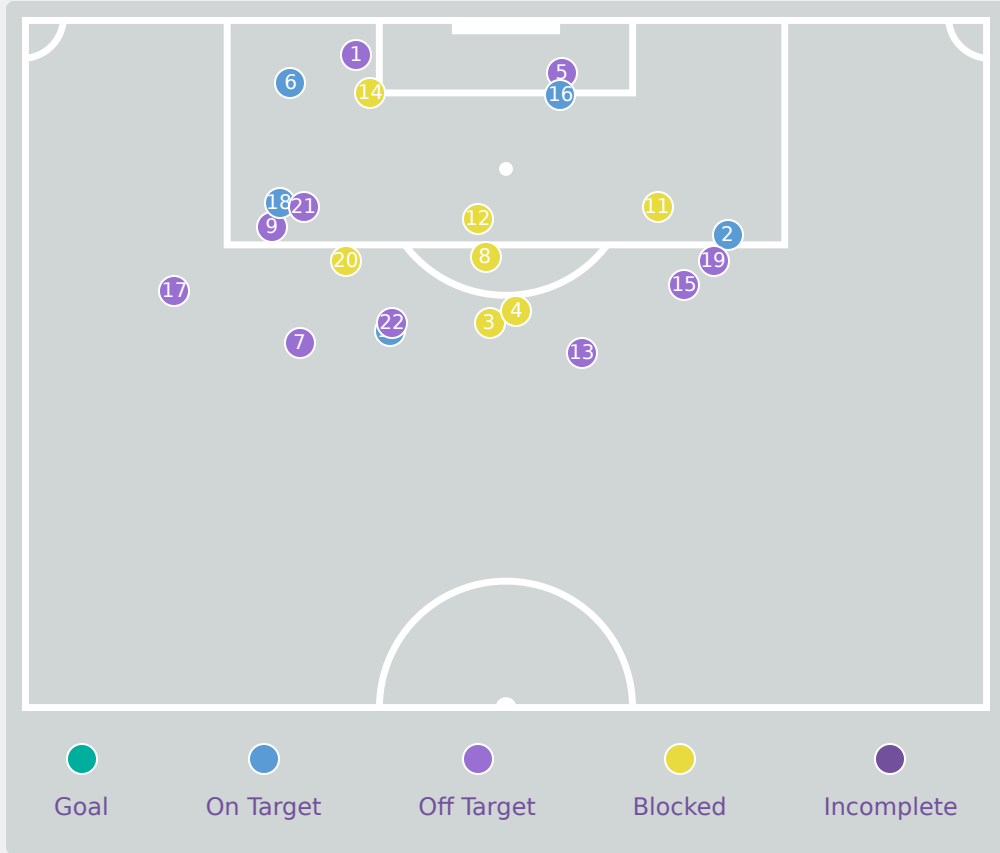


## Attempts at Goal

Time	Player	Outcome	Body Part	Delivery Type
1	16 BARKER Ava	On Target - Saved	Left Foot	Pass
3	15 BRUNO Natalie	On Target - Saved	Right Foot	Freekick
4	16 BARKER Ava	Deflected On Target - Defensive Event	Right Foot	Cross
8	16 BARKER Ava	Off Target	Right Foot	Pass
47	3 DE LEON Livia	Off Target	Head	Corner
52	6 BRITO Yuleinis	Off Target	Right Foot	Loose Ball
67	6 BRITO Yuleinis	On Target - Goal	Right Foot	Loose Ball
71	15 BRUNO Natalie	Incomplete - Blocked	Right Foot	Pass
71	8 MERCEDES Renata	Incomplete - Player On Ball Error	Right Foot	Loose Ball
82	9 JIMENEZ Julia	Off Target	Right Foot	Tackle
84	13 DE LA CARCOVA Camila	Incomplete - Blocked	Right Foot	Loose Ball
84	9 JIMENEZ Julia	Off Target	Right Foot	Loose Ball
86	11 ALGARIN Lila	Off Target	Left Foot	Ball Progression
92	9 JIMENEZ Julia	Off Target - Saved	Right Foot	Interception



# Attempts at Goal



Key	Outcome	Shots
●	Goals	0
●	On Target	5
●	Off Target	10
●	Blocked	7
●	Incomplete	0



## Attempts at Goal

New Zealand



Time	Player	Outcome	Body Part	Delivery Type
4	16 BARTLETT Grace	Deflected Off Target - Defensive Event	Right Foot	Pass
4	2 SAWKINS Maddison	On Target	Right Foot	Pass
12	16 BARTLETT Grace	Incomplete - Blocked	Right Foot	Pass
14	8 DE WIT Amber	Incomplete - Blocked	Right Foot	Pass
16	4 DUNN Charli	Off Target	Head	Corner
20	16 BARTLETT Grace	On Target - Saved	Right Foot	Ball Progression
25	7 JEREZ Ela	Off Target	Right Foot	Freekick
30	10 VLOK Pia	Incomplete - Blocked	Left Foot	Ball Progression
30	9 PUGH Katie	Off Target	Right Foot	Pass
33	7 JEREZ Ela	On Target - Saved	Right Foot	Freekick
38	9 PUGH Katie	Incomplete - Blocked	Right Foot	Loose Ball
39	8 DE WIT Amber	Incomplete - Blocked	Left Foot	Pass
43	6 BANGALAN Mikaela	Off Target	Right Foot	Pass
47	10 VLOK Pia	Incomplete - Blocked	Right Foot	Ball Progression
49	7 JEREZ Ela	Off Target	Left Foot	Pass
59	5 SAXON Hannah	On Target - Saved	Head	Corner
65	5 SAXON Hannah	Off Target	Left Foot	Loose Ball

# Attempts at Goal

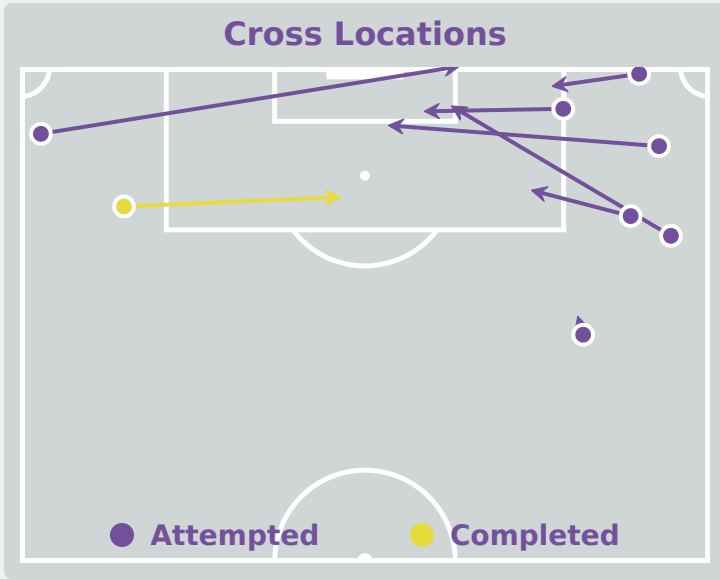
## New Zealand



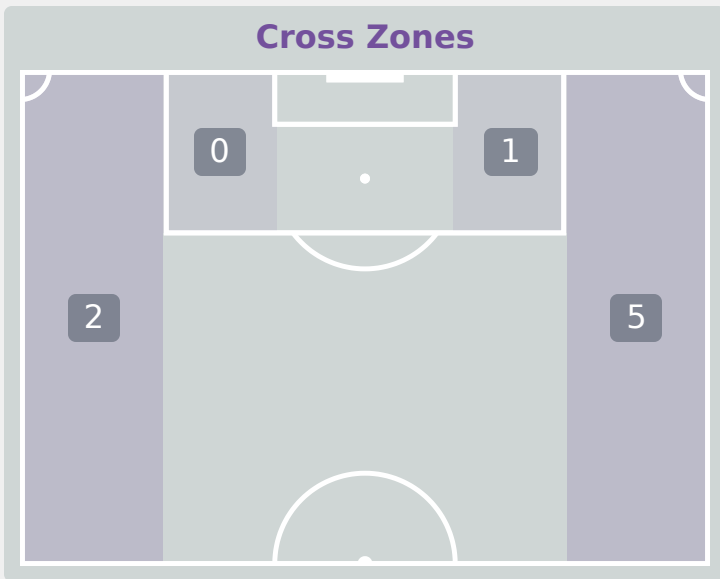
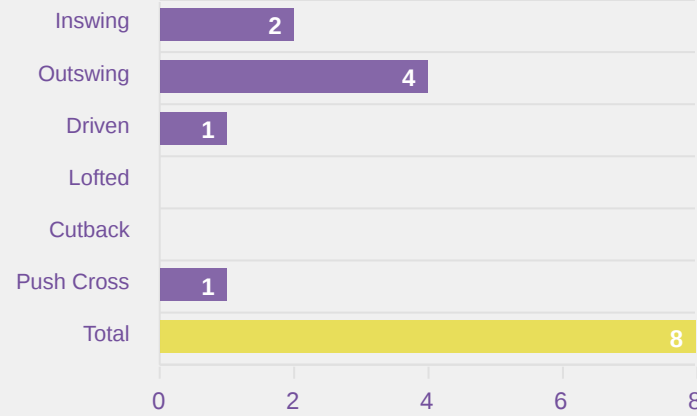
Time	Player	Outcome	Body Part	Delivery Type
70	16 BARTLETT Grace	On Target - Saved	Right Foot	Pass
80	11 BENNETT Laura	Off Target	Right Foot	Pass
86	13 CHELLENBRON Katie	Incomplete - Blocked	Right Foot	Pass
87	15 BROWN Mary	Off Target - Saved	Right Foot	Pass
95	13 CHELLENBRON Katie	Off Target	Right Foot	Loose Ball

# Crosses (Open Play)

# Dominican Republic



### Delivery Type



Attempted

8

Completed

1

Most Crosses Attempted

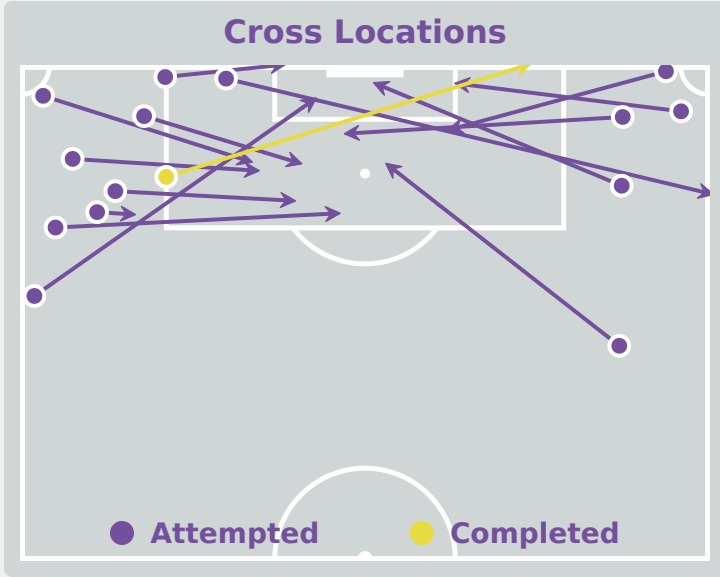
4

**BRUNO Natalie**  
ATTACKING MIDFIELD LEFT

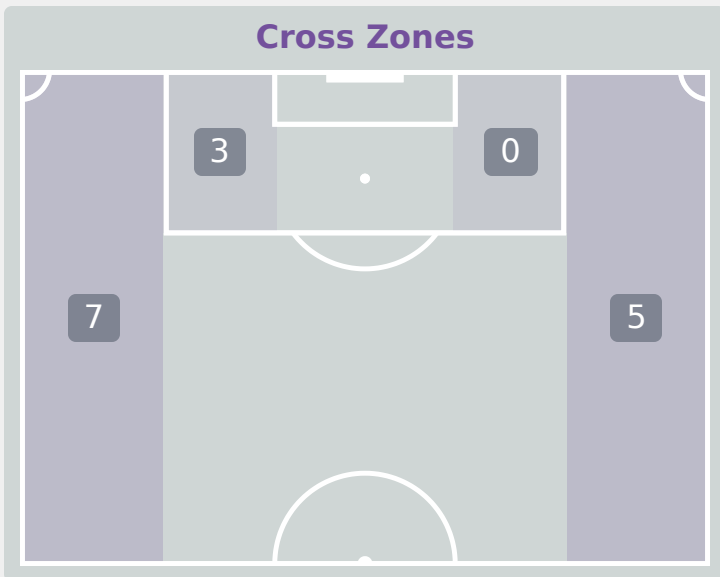
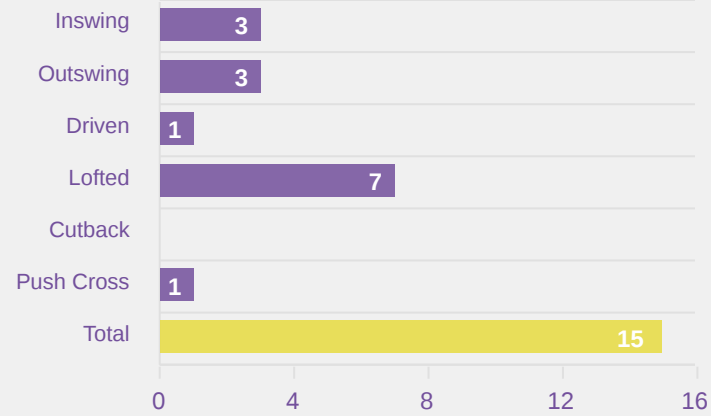
#	Player	Inswing	Outswing	Driven	Lofted	Cutback	Push Cross	Total Attempted
1	RONDON Jaylene	0	0	0	0	0	0	0
3	DE LEON Livia	0	0	0	0	0	0	0
6	BRITO Yuleinis	0	0	0	0	0	0	0
8	MERCEDES Renata	0	0	0	0	0	0	0
10	CASTRO Alexa	0	0	0	0	0	0	0
11	ALGARIN Lila	0	0	0	0	0	0	0
14	ABREU Angie	0	0	0	0	0	0	0
15	BRUNO Natalie	1	2	0	0	0	1	4
16	BARKER Ava	0	0	0	0	0	0	0
17	TORRES BRACHE Emma	1	0	0	0	0	0	1
18	SANO Leoneidy	0	0	0	0	0	0	0
2	MARTINEZ Jabes	0	1	0	0	0	0	1
9	JIMENEZ Julia	0	0	0	0	0	0	0
13	DE LA CARCOVA Camila	0	1	0	0	0	0	1
19	DIAZ Jaimaris	0	0	1	0	0	0	1



## Crosses (Open Play)



### Delivery Type



Attempted

15

Completed

1

Most Crosses Attempted

4

**BARTLETT Grace**  
ATTACKING MIDFIELD LEFT

#	Player	Inswing	Outswing	Driven	Lofted	Cutback	Push Cross	Total Attempted
1	CAMPBELL Sophie	0	0	0	0	0	0	0
2	SAWKINS Maddison	0	1	0	1	0	0	2
3	EGLINTON Alyssa	0	0	0	0	0	0	0
4	DUNN Charli	0	0	0	0	0	0	0
5	SAXON Hannah	0	0	0	1	0	0	1
6	BANGALAN Mikaela	0	0	0	0	0	0	0
7	JEREZ Ela	1	0	0	0	0	0	1
8	DE WIT Amber	0	0	0	0	0	0	0
9	PUGH Katie	0	0	0	1	0	1	2
10	VLOK Pia	0	0	0	0	0	0	0
16	BARTLETT Grace	1	0	1	2	0	0	4
11	BENNETT Laura	0	1	0	1	0	0	2
12	YOUNG Natalie	1	0	0	1	0	0	2
13	CHELLENBRON Katie	0	0	0	0	0	0	0
15	BROWN Mary	0	1	0	0	0	0	1
20	MORGAN Kyra	0	0	0	0	0	0	0

# Dominican Republic

## Offering to Receive

113

Total Offers Made

42

Total Offers Received

Most Offers

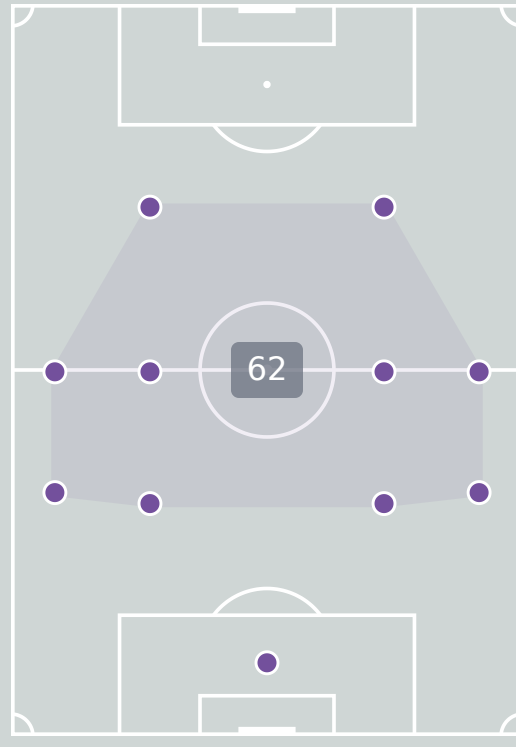
27

**BARKER Ava**  
CENTRE FORWARD

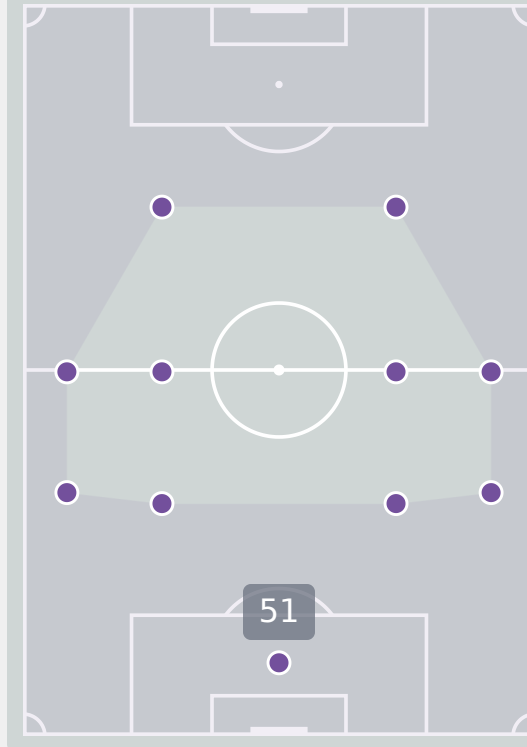
51

Offers Made in Final Third

Offers Made Inside Shape



Offers Made Outside Shape



55

Offers Made in Middle Third

7

Offers Made in Defensive Third

#	Player	Offers Made	Offers Received	% Made & Received
1	RONDON Jaylene	0	0	0%
3	DE LEON Livia	4	2	50%
6	BRITO Yuleinis	10	2	20%
8	MERCEDES Renata	2	0	0%
10	CASTRO Alexa	3	2	66.7%
11	ALGARIN Lila	15	4	26.7%
14	ABREU Angie	13	6	46.2%
15	BRUNO Natalie	14	6	42.9%
16	BARKER Ava	27	14	51.9%
17	TORRES BRACHE Emma	9	1	11.1%
18	SANO Leoneidy	0	0	0%
2	MARTINEZ Jabes	4	2	50%
9	JIMENEZ Julia	6	2	33.3%
13	DE LA CARCOVA Camila	3	1	33.3%
19	DIAZ Jaimaris	3	0	0%

# Offering to Receive

238

Total Offers Made

72

Total Offers Received

Most Offers

49

PUGH Katie  
CENTRE FORWARD

116

Offers Made in Final Third

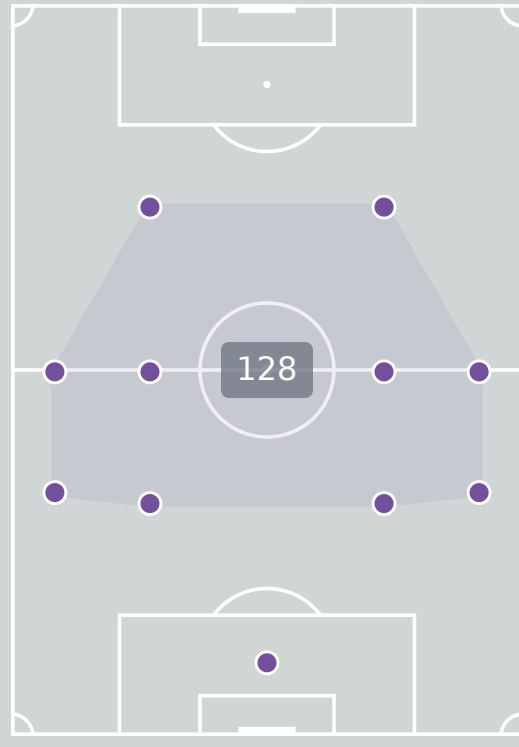
101

Offers Made in Middle Third

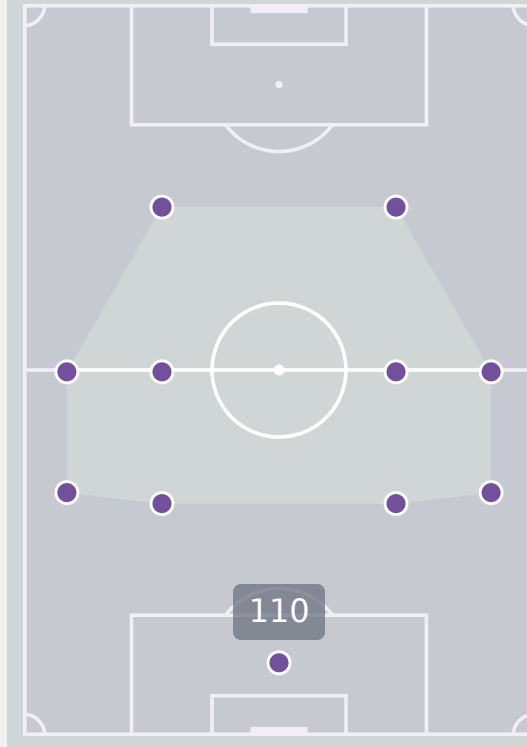
21

Offers Made in Defensive Third

Offers Made Inside Shape



Offers Made Outside Shape

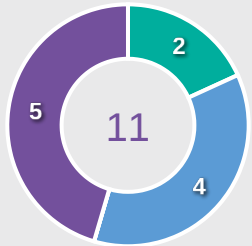


#	Player	Offers Made	Offers Received	% Made & Received
1	CAMPBELL Sophie	1	1	100%
2	SAWKINS Maddison	7	2	28.6%
3	EGLINTON Alyssa	8	6	75%
4	DUNN Charli	6	4	66.7%
5	SAXON Hannah	12	6	50%
6	BANGALAN Mikaela	8	1	12.5%
7	JEREZ Ela	13	4	30.8%
8	DE WIT Amber	42	6	14.3%
9	PUGH Katie	49	14	28.6%
10	VLOK Pia	26	7	26.9%
16	BARTLETT Grace	25	8	32%
11	BENNETT Laura	7	4	57.1%
12	YOUNG Natalie	21	6	28.6%
13	CHELLENBRON Katie	6	0	0%
15	BROWN Mary	5	1	20%
20	MORGAN Kyra	2	2	100%

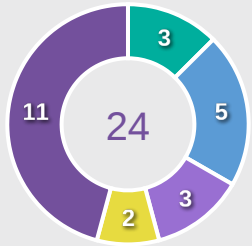
# Movement to Receive

## Movement Types by Phase

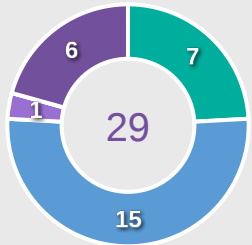
### Final Third Phase



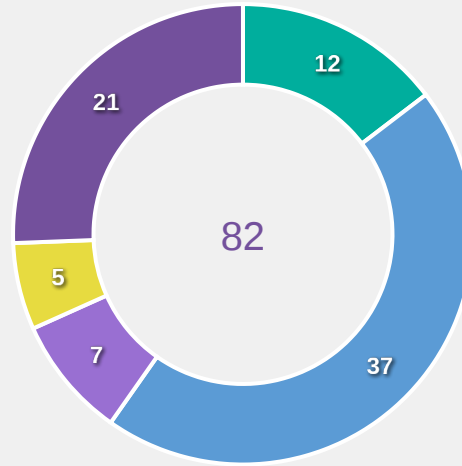
### Progression Phase



### Build Up Phase



## All Movement Types

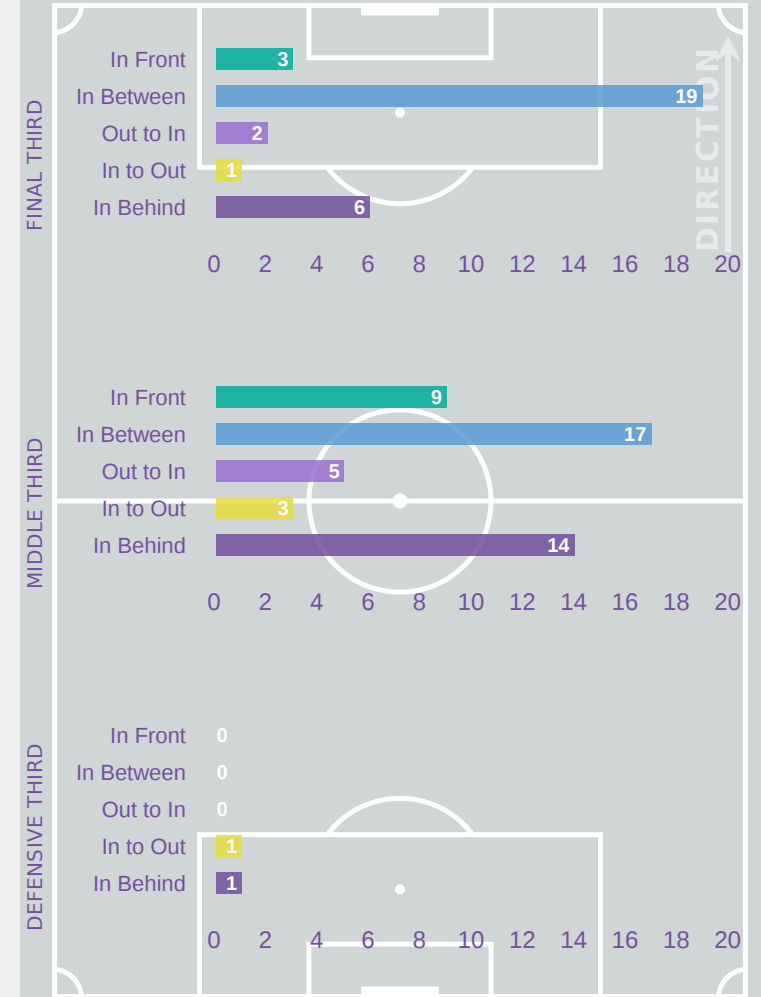


- In Front
- In Between
- Out to In
- In to Out
- In Behind

## Top Ranked Players

Type	Player	Movements
In Front	6 BRITO Yuleinis	4
In Between	16 BARKER Ava	13
Out to In	16 BARKER Ava	3
In to Out	15 BRUNO Natalie	2
In Behind	15 BRUNO Natalie	7

## Movement Types Pitch Third

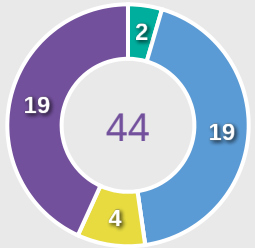




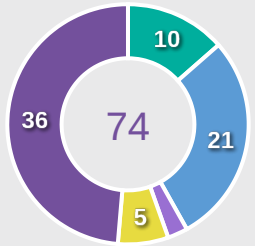
## Movement to Receive

### Movement Types by Phase

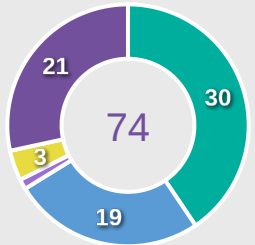
#### Final Third Phase



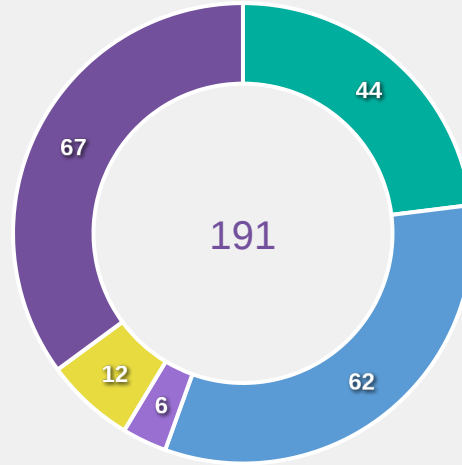
#### Progression Phase



#### Build Up Phase



### All Movement Types

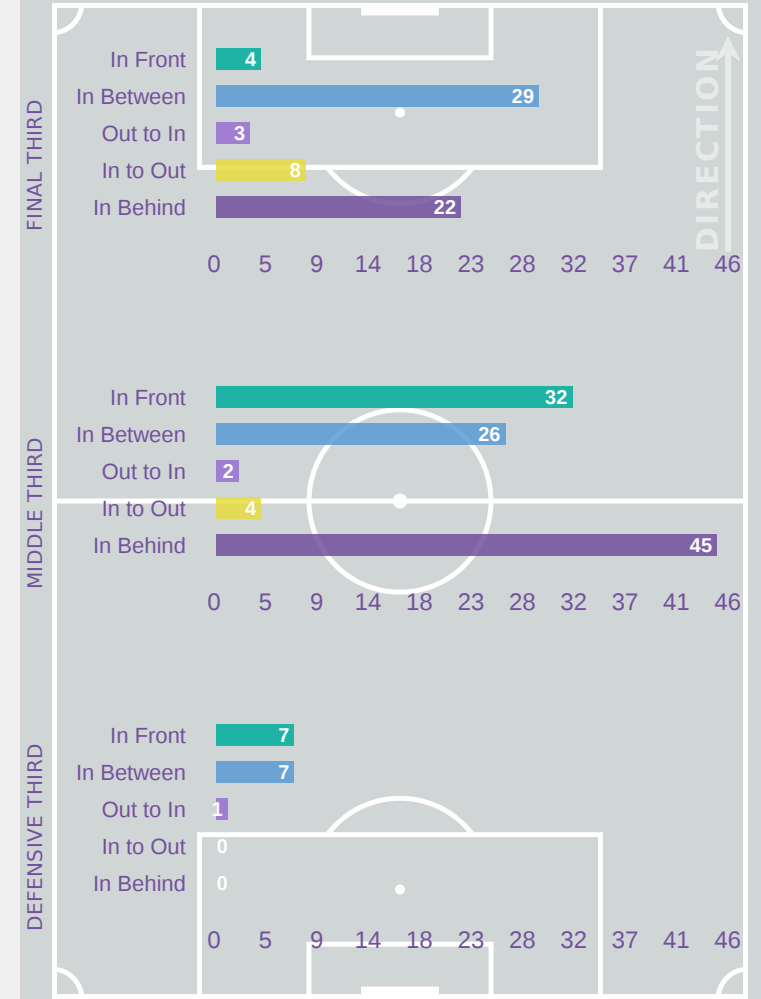


- In Front
- In Between
- Out to In
- In to Out
- In Behind

### Top Ranked Players

Type	Player	Movements
In Front	8 DE WIT Amber	19
In Between	9 PUGH Katie	18
Out to In	10 VLOK Pia	2
In to Out	9 PUGH Katie	5
In Behind	9 PUGH Katie	22

### Movement Types Pitch Third







FIFA  
U-17 WOMEN'S  
WORLD CUP  
DOMINICAN REPUBLIC 2024



# OUT OF POSSESSION

Dominican Republic 1 - 1 New Zealand

# Defensive Actions

# Dominican Republic



**57**

**Forced Turnovers**

**72**

**Possession Regained**

**2**

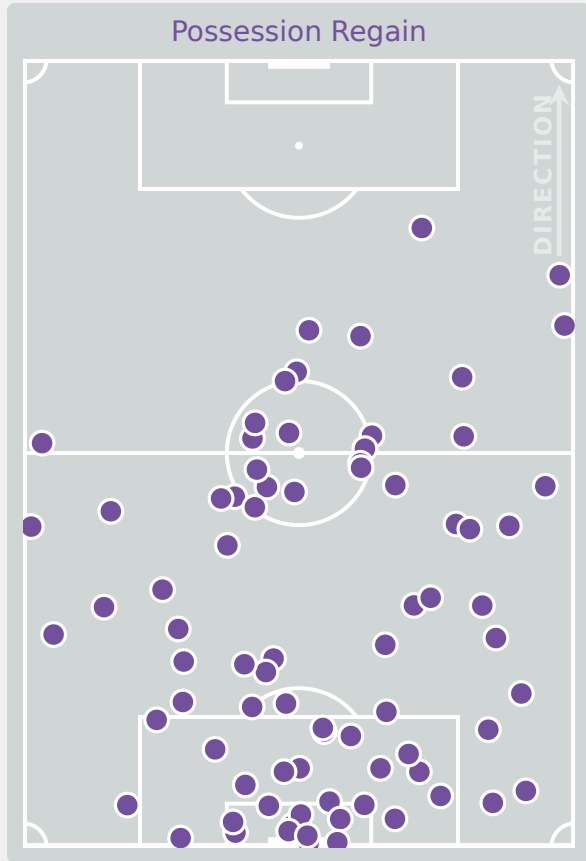
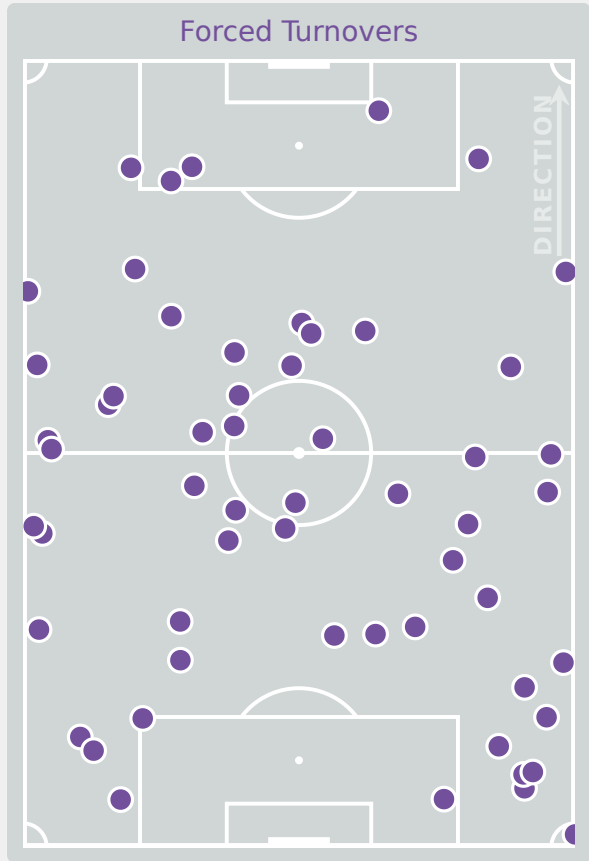
**Interceptions**

**64**

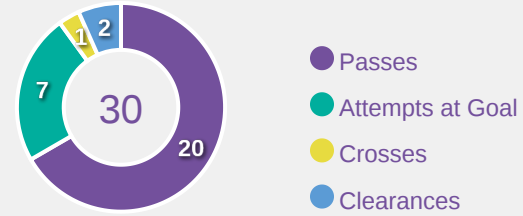
**Tackles**

**1.61**

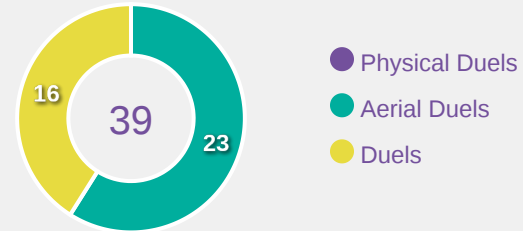
**Possession Actions / Defensive Action**



## Blocks



## Possession Contests



**Most Possession Regains**

**14**

**RONDON Jaylene**  
GOALKEEPER

#	Player	Total Possession Regains
1	RONDON Jaylene	14
3	DE LEON Livia	6
6	BRITO Yuleinis	3
8	MERCEDES Renata	12
10	CASTRO Alexa	4
11	ALGARIN Lila	4
14	ABREU Angie	0
15	BRUNO Natalie	3
16	BARKER Ava	3
17	TORRES BRACHE Emma	3
18	SANO Leoneidy	8
2	MARTINEZ Jabes	1
9	JIMENEZ Julia	7
13	DE LA CARCOVA Camila	1
19	DIAZ Jaimaris	3

# New Zealand



## Defensive Actions

**60**

**Forced Turnovers**

**49**

**Possession Regained**

**5**

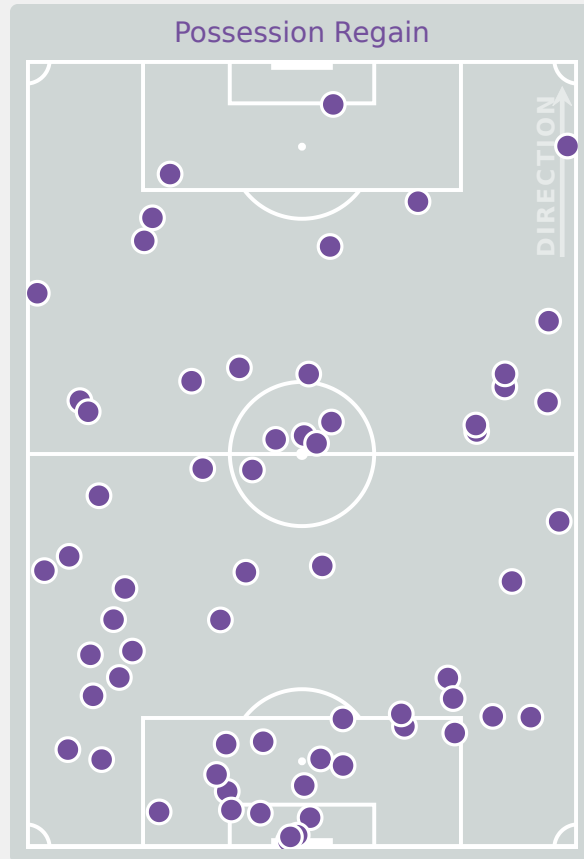
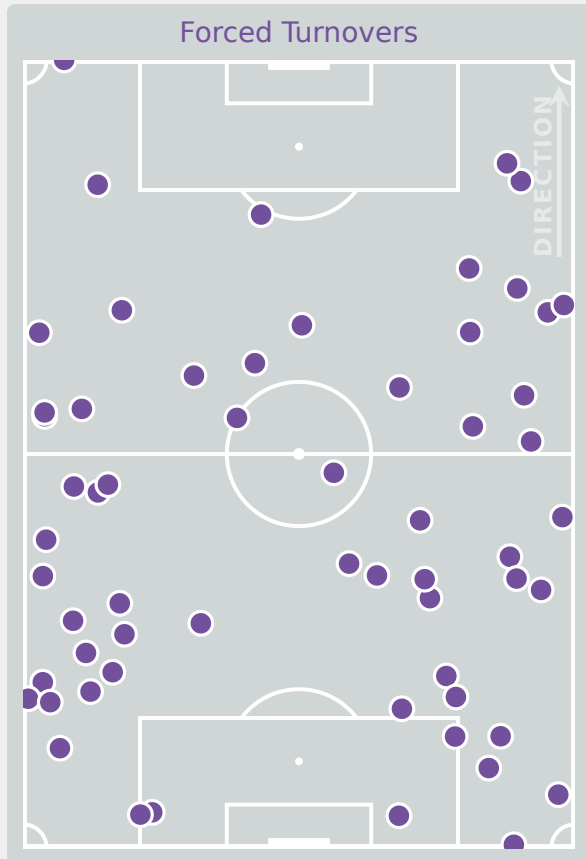
**Interceptions**

**51**

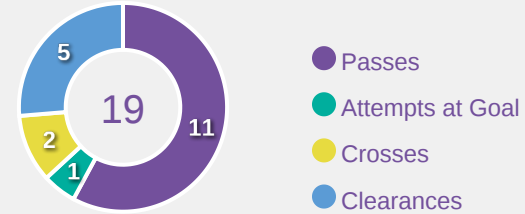
**Tackles**

**2.74**

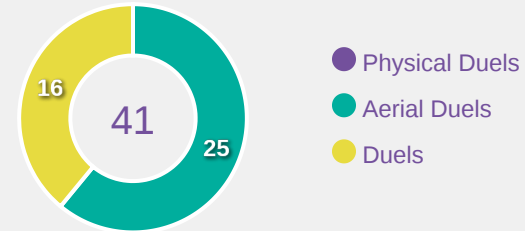
**Possession Actions / Defensive Action**



## Blocks



## Possession Contests



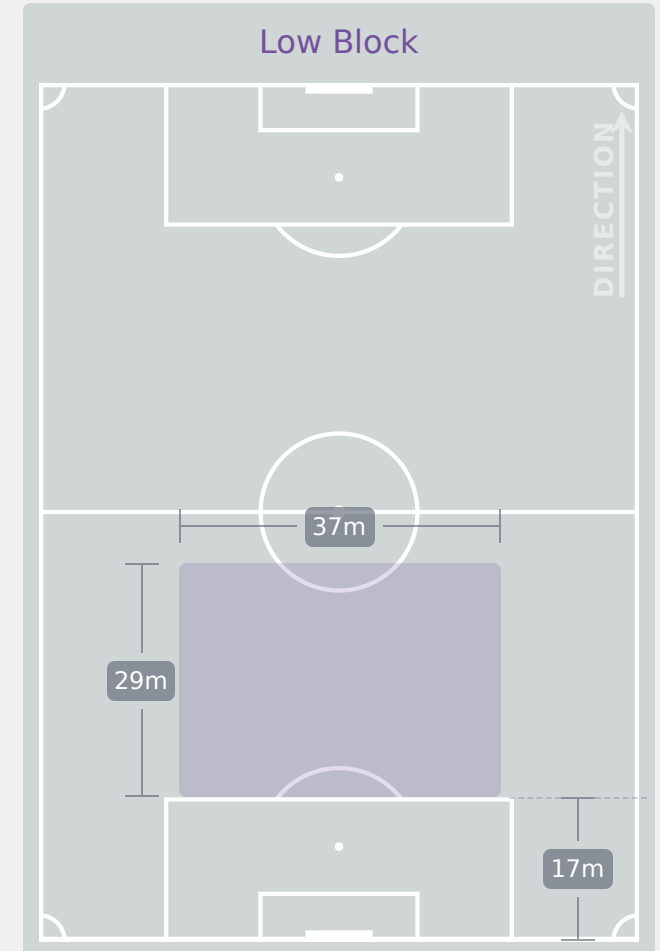
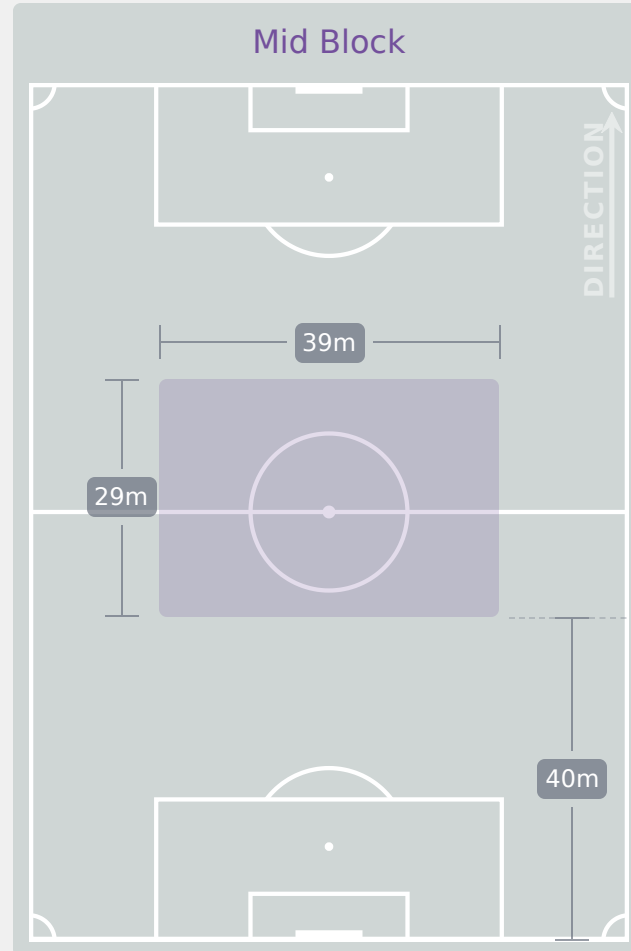
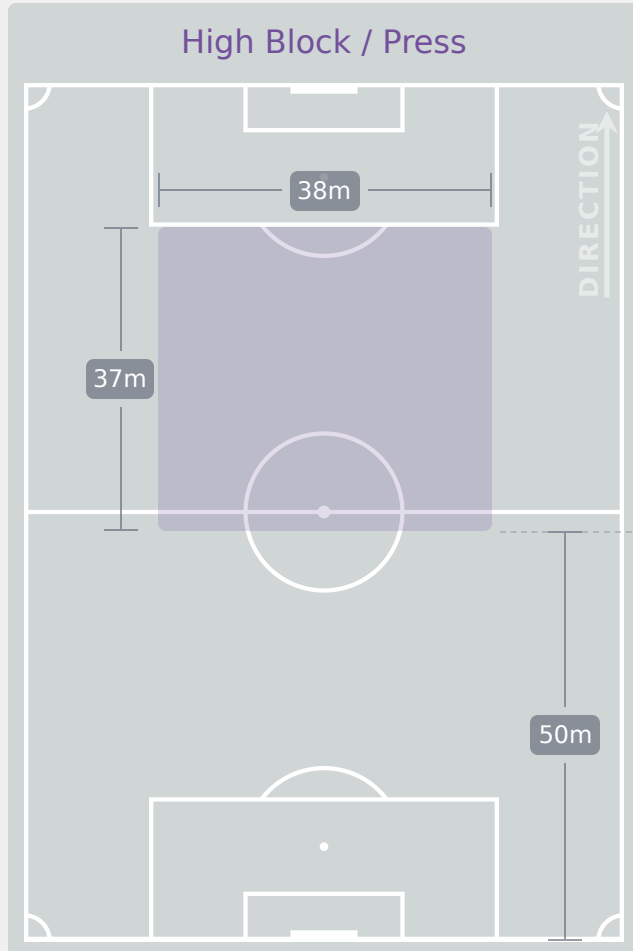
## Most Possession Regains

**8**

**CAMPBELL Sophie**  
GOALKEEPER

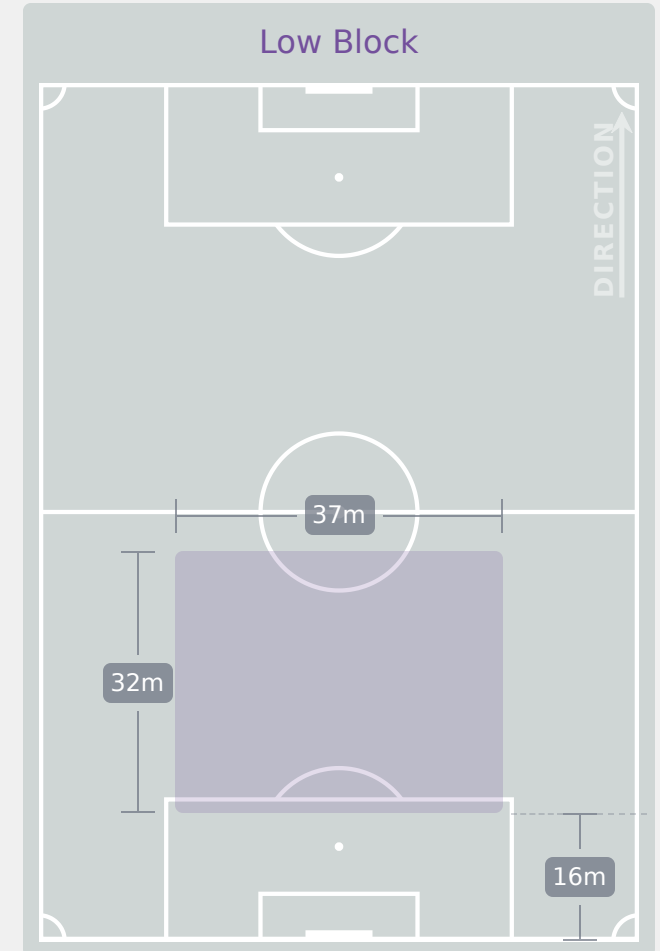
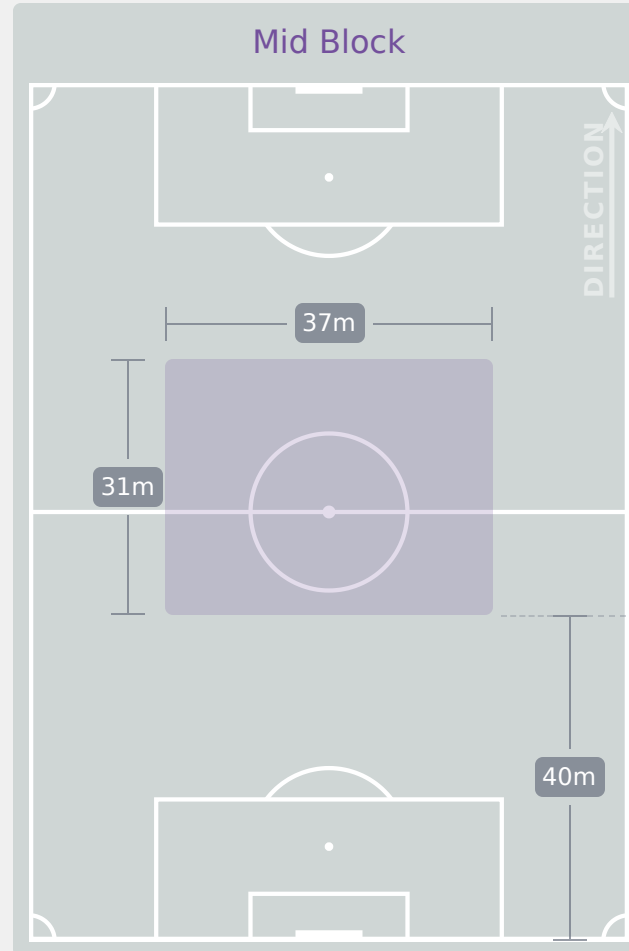
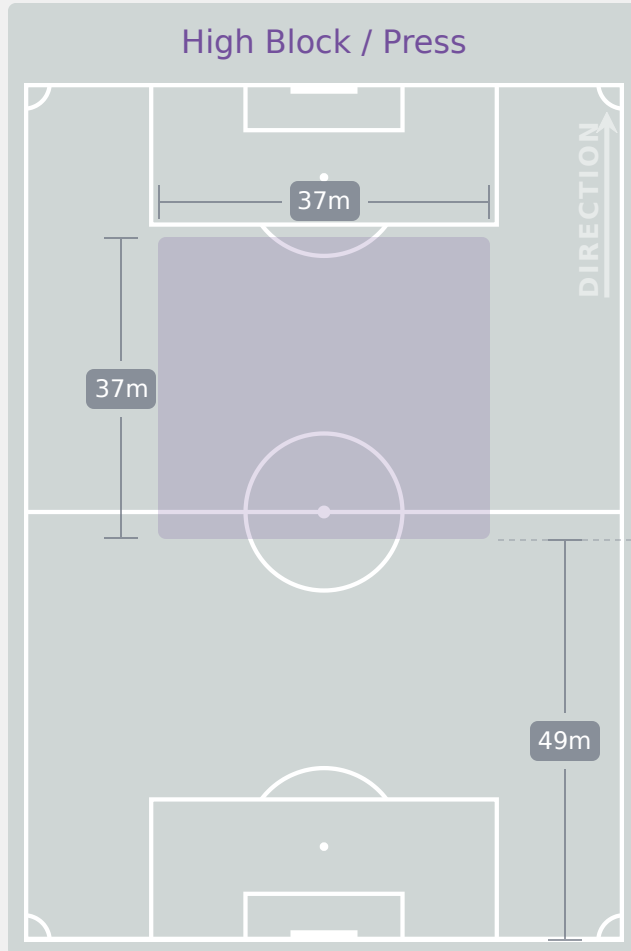
#	Player	Total Possession Regains
1	CAMPBELL Sophie	8
2	SAWKINS Maddison	5
3	EGLINTON Alyssha	7
4	DUNN Charli	0
5	SAXON Hannah	5
6	BANGALAN Mikaela	6
7	JEREZ Ela	3
8	DE WIT Amber	3
9	PUGH Katie	0
10	VLOK Pia	1
16	BARTLETT Grace	6
11	BENNETT Laura	1
12	YOUNG Natalie	0
13	CHELLENBRON Katie	2
15	BROWN Mary	0
20	MORGAN Kyra	2

# Defensive Line Height & Team Length



# Defensive Line Height & Team Length

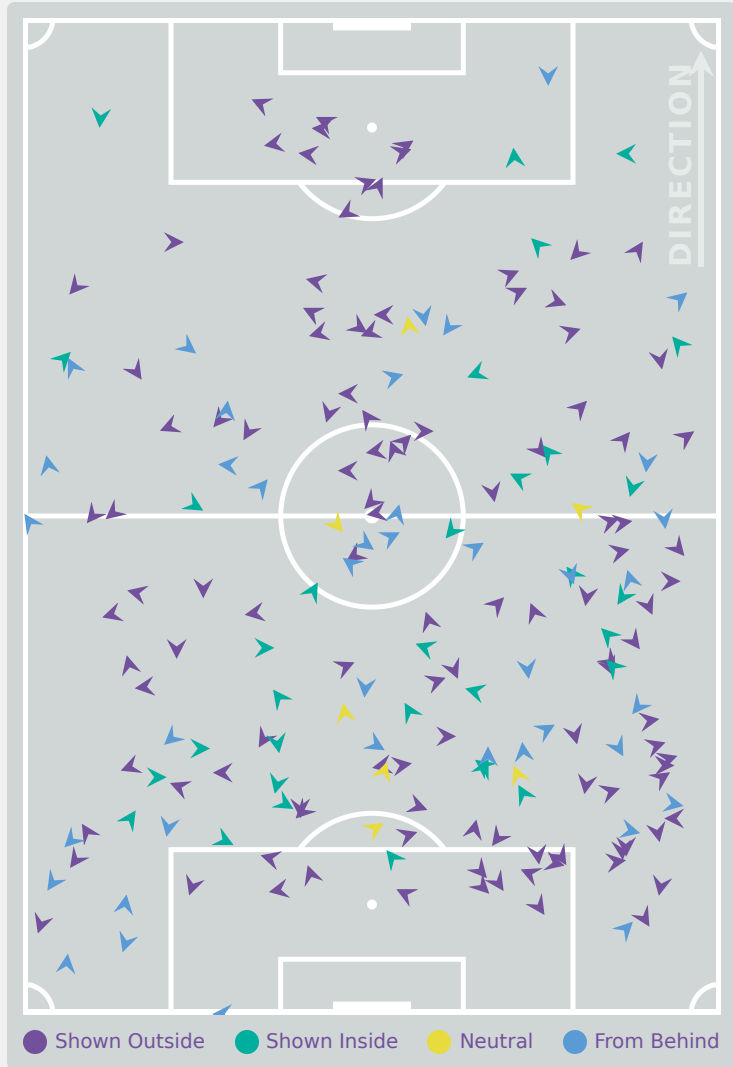
New Zealand



# Defensive Pressure



## Dominican Republic



194	Total Pressures	164
69	Direct Pressures	81
1.77s	Avg Pressure Duration	2.28s
57	Forced Turnovers	60
6.98s	Ball Recovery Time	5.9s
51	Pushing on into Pressing	35
109	Pushing on	73
33	Pressing Direction Inside	34
114	Pressing Direction Outside	90

**Most Direct Pressures**

**11**

**SANO Leoneidy**  
RIGHT BACK

**Most Direct Pressures**

**12**

**DUNN Charli**  
RIGHT CENTRE BACK

## New Zealand





**FIFA**  
U-17 WOMEN'S  
WORLD CUP  
DOMINICAN REPUBLIC 2024



# GOALKEEPING

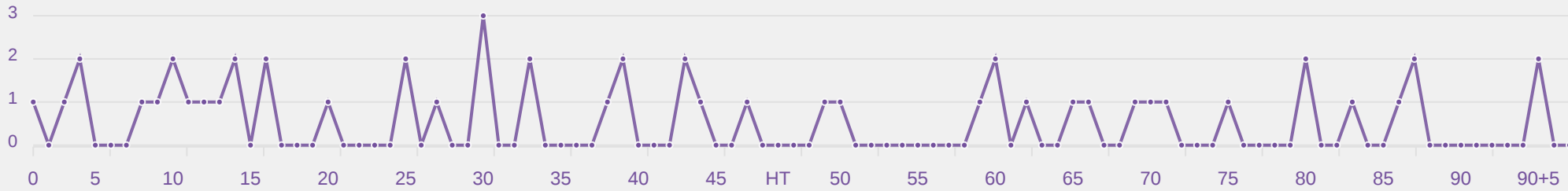
**Dominican Republic** 1 - 1 **New Zealand**

# Goalkeeping Involvement



## Dominican Republic

### Dominican Republic GK Involvement Timeline

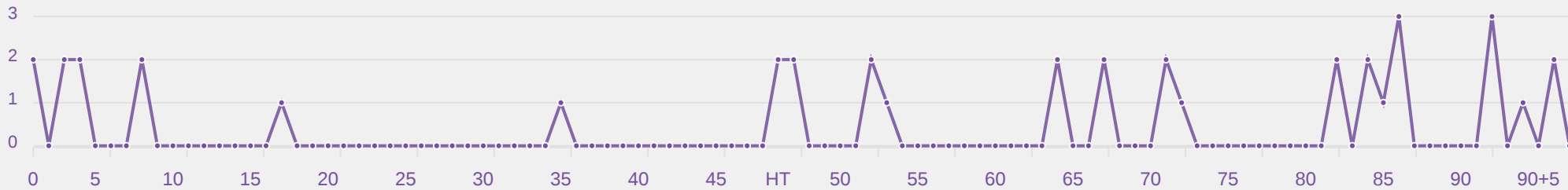


**52**  
Total Involvements



## New Zealand

### New Zealand GK Involvement Timeline

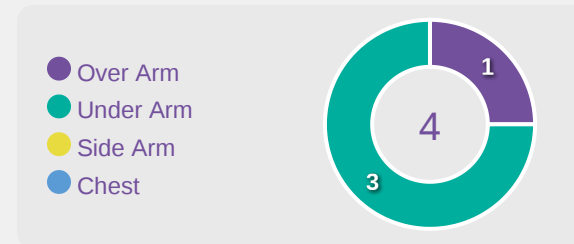
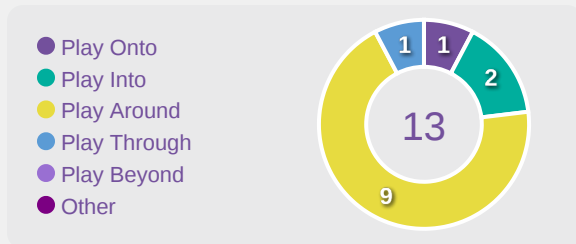
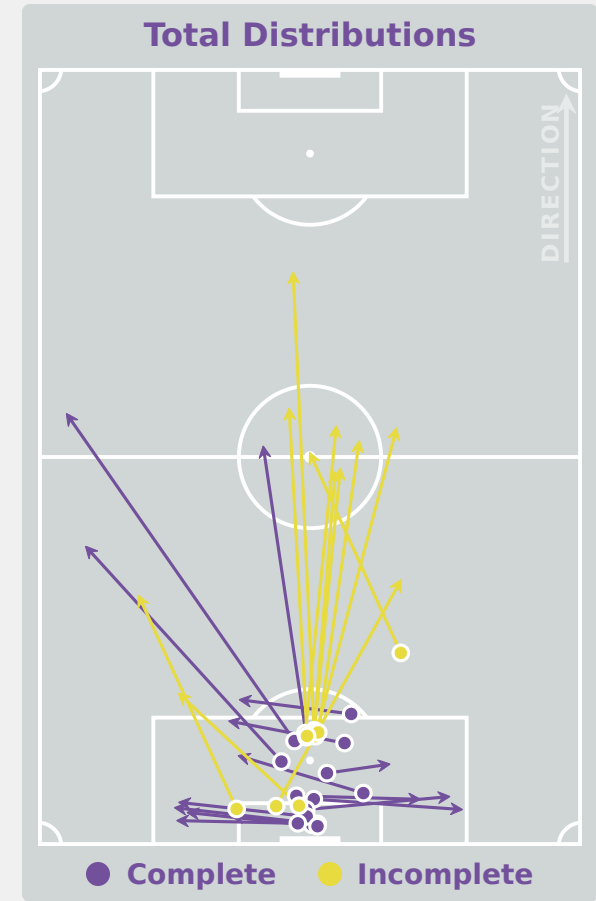
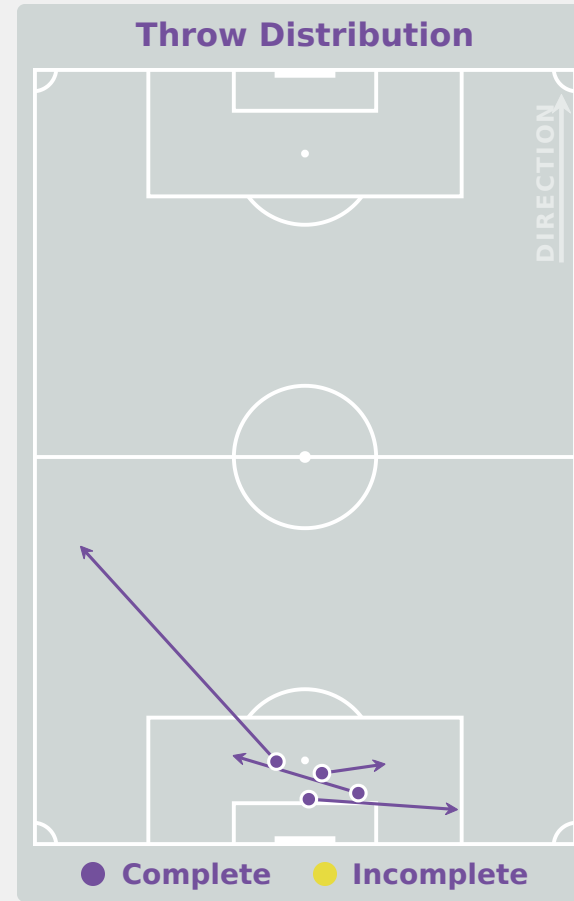
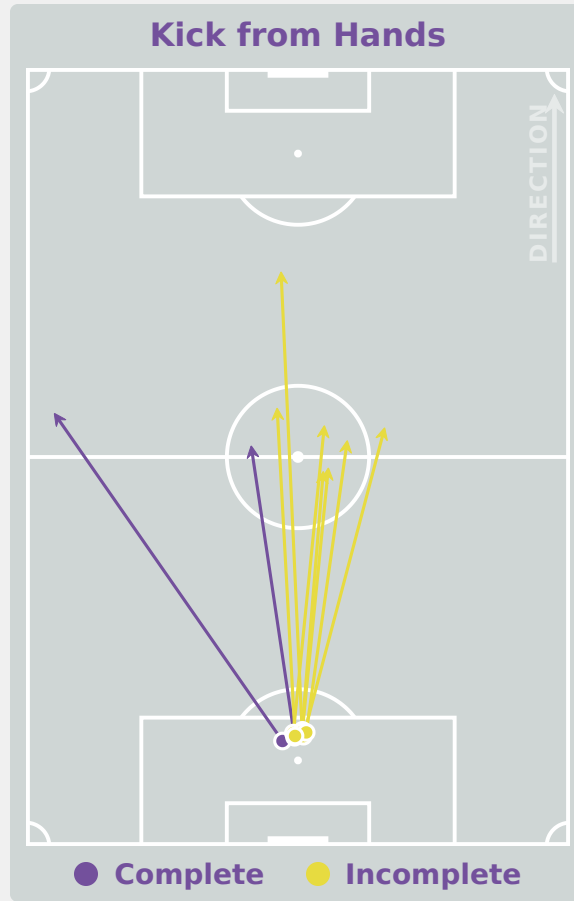
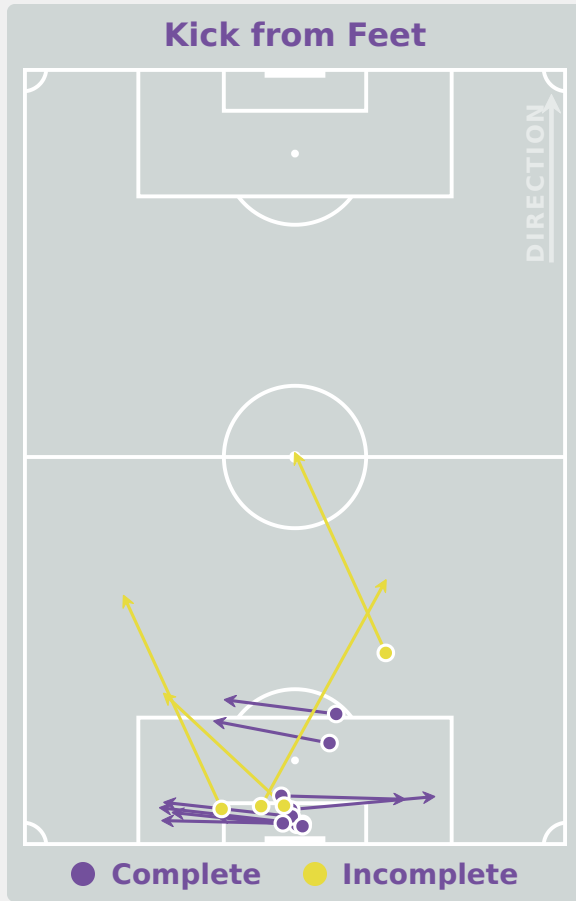


**38**  
Total Involvements



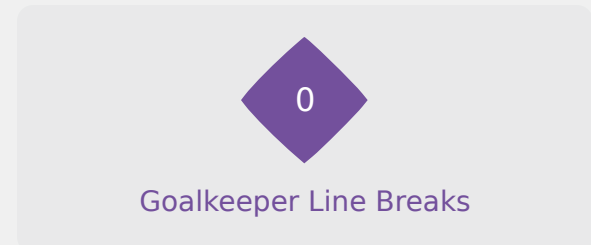

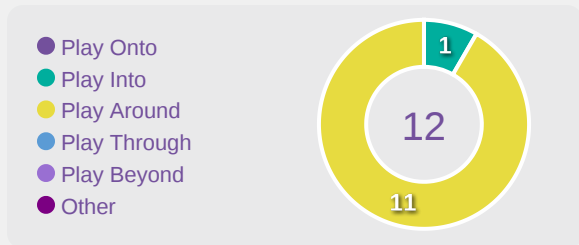
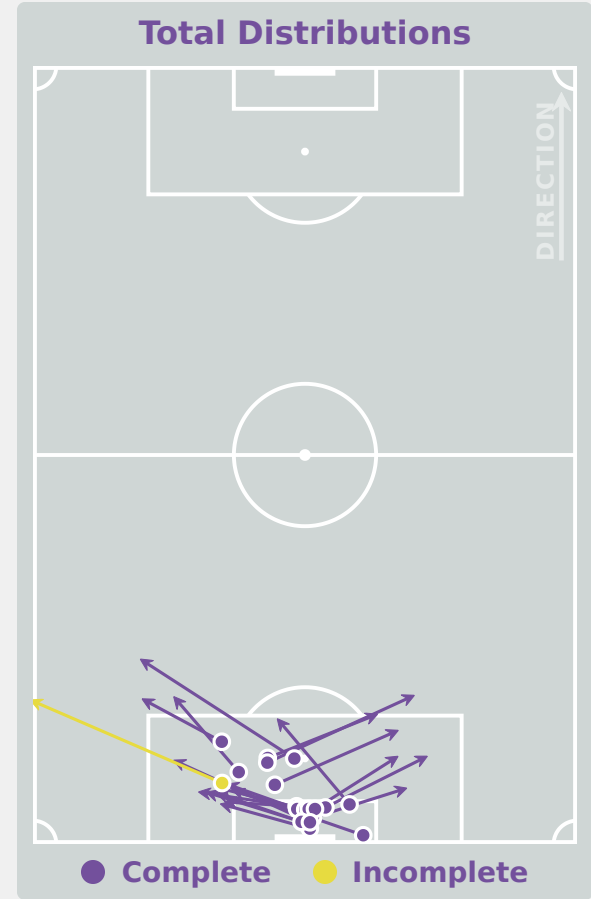
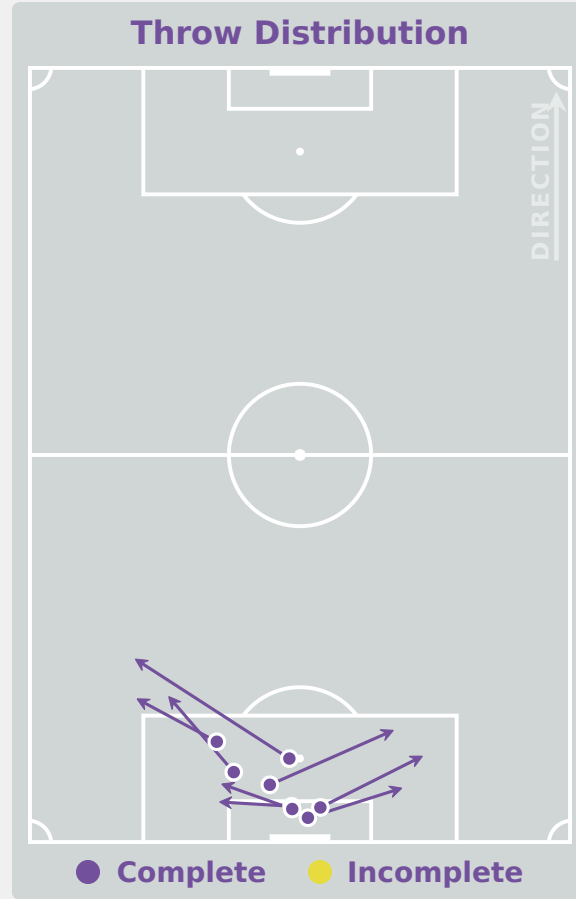
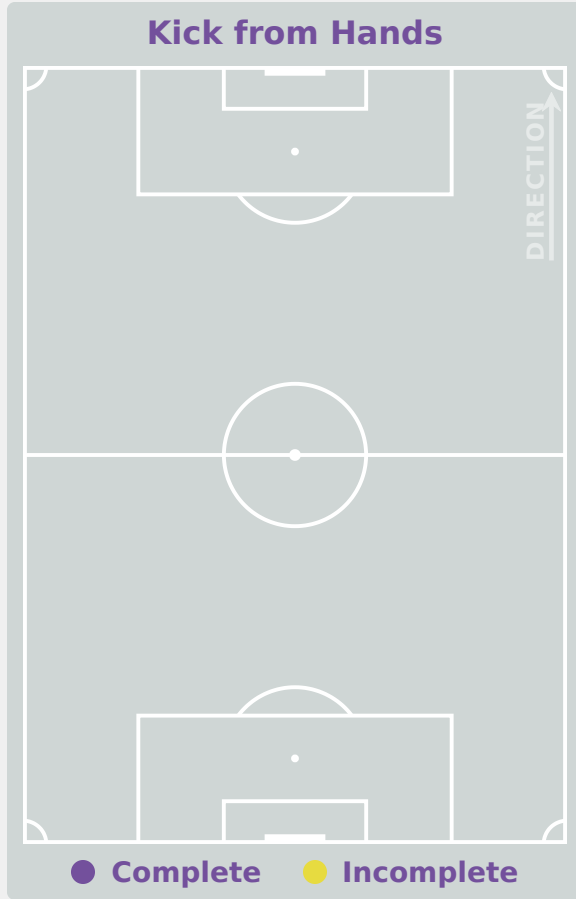
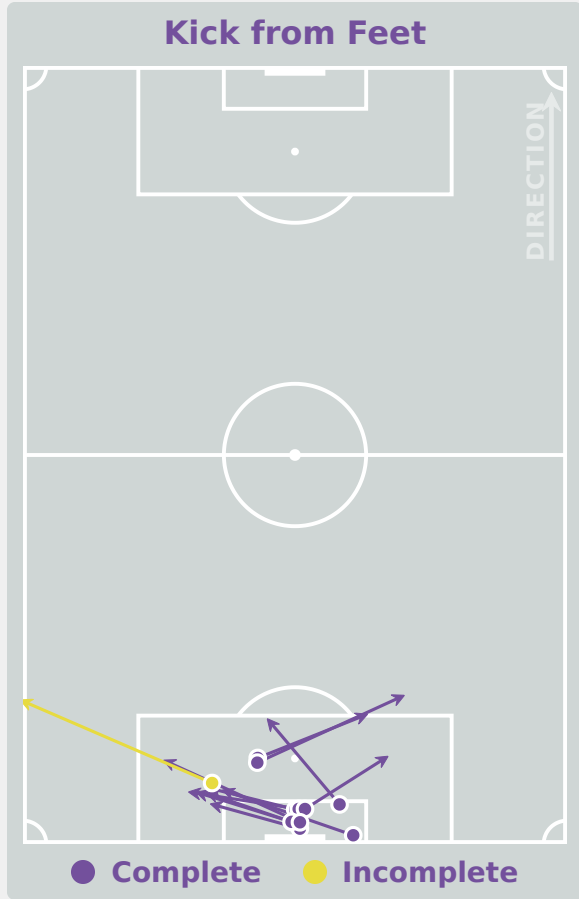


## Goalkeeping Distribution



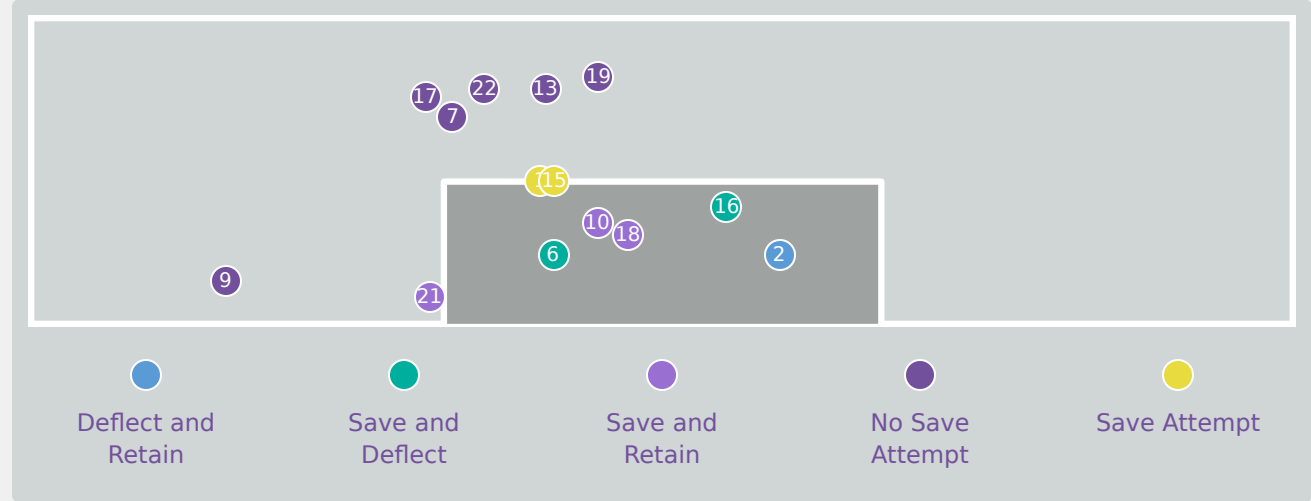
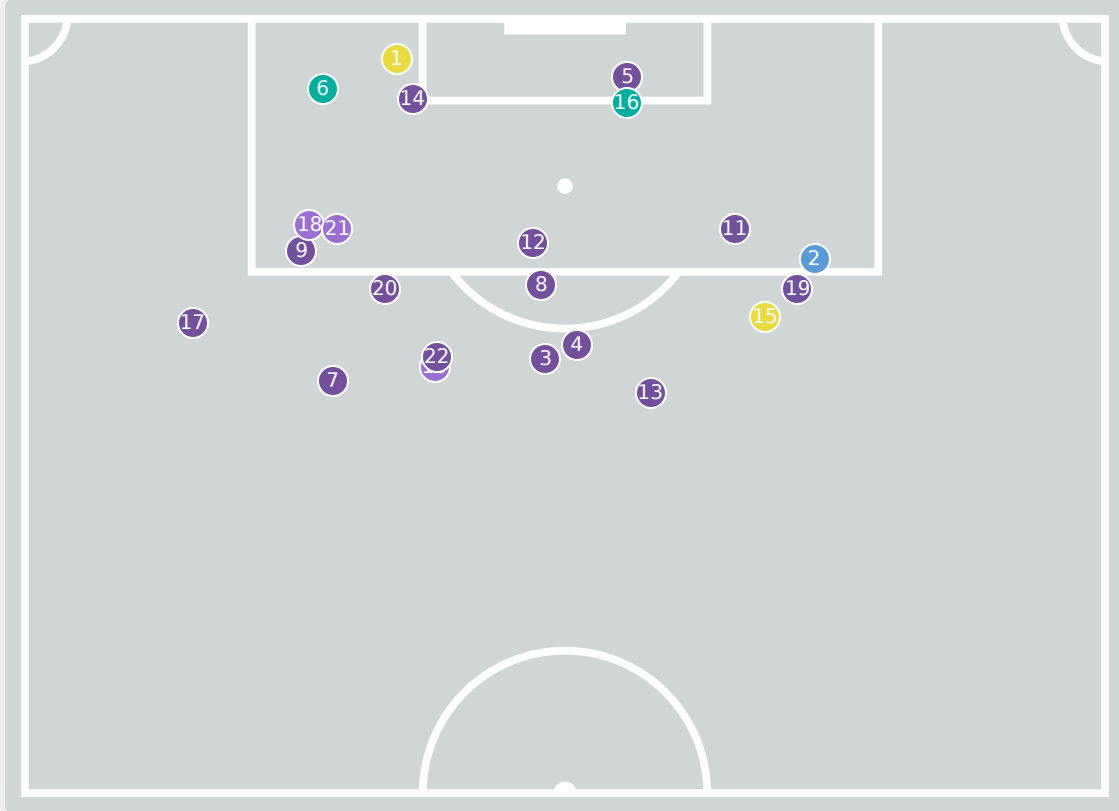


# Goalkeeping Distribution



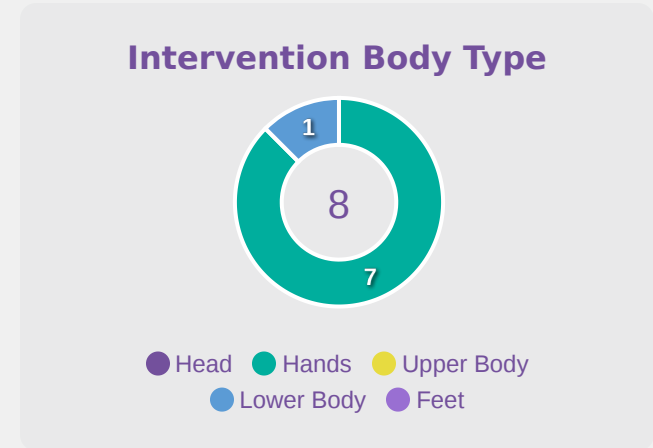
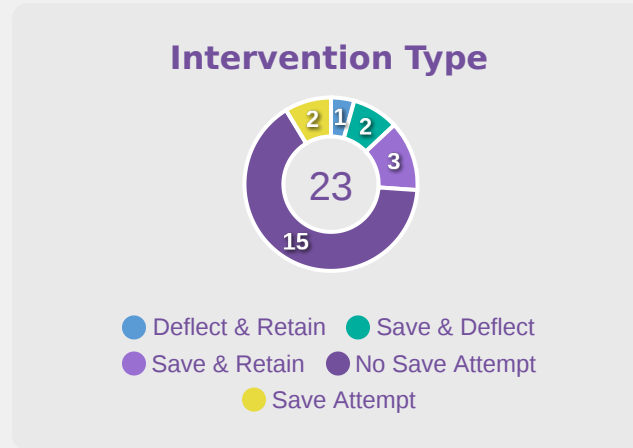
# Goal Prevention

# Dominican Republic



23  
Total Attempts on Goal Faced

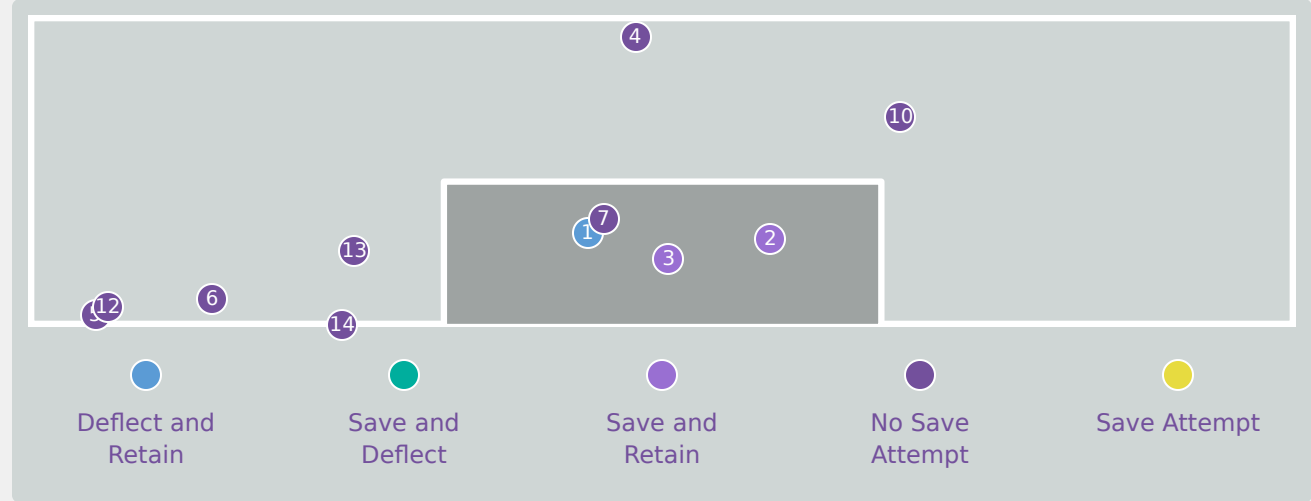
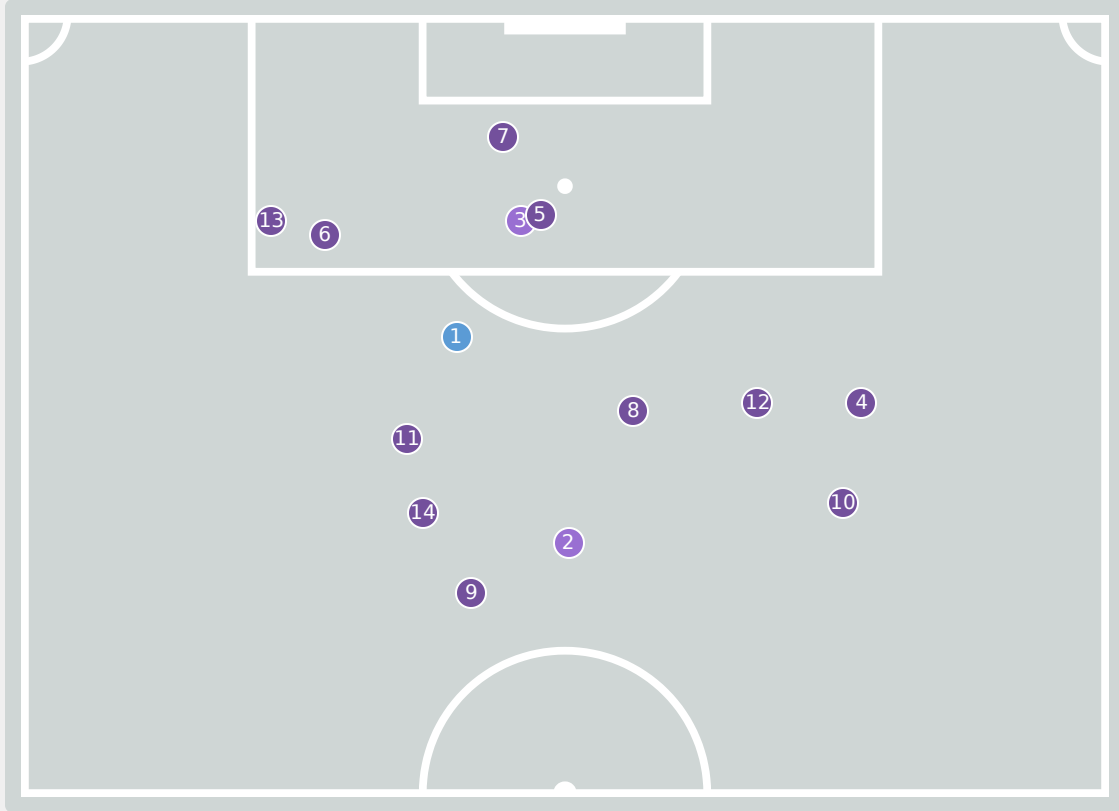
100  
Save %



Total Attempts on Goal Faced	Total Goal Interventions	Save & Retain	Deflect & Retain	Save & Deflect	Save Attempt	No Save Attempt
23	5	3	0	2	2	15

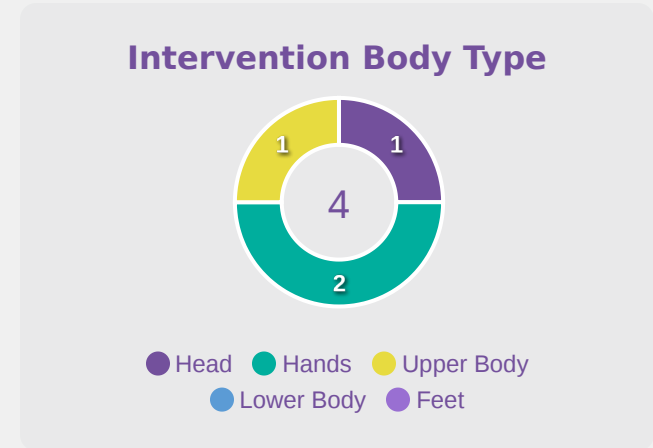
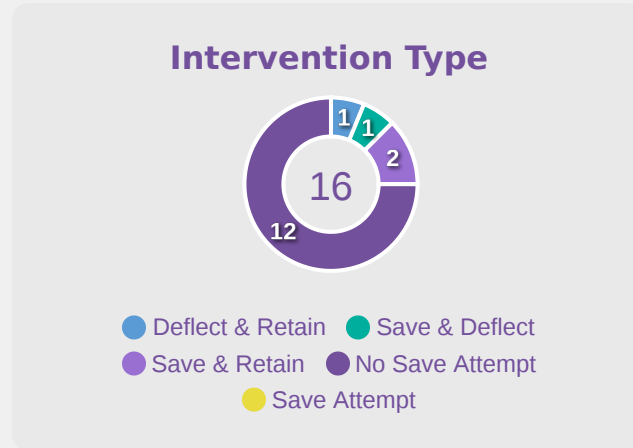


# Goal Prevention



16  
Total Attempts on Goal Faced

75  
Save %

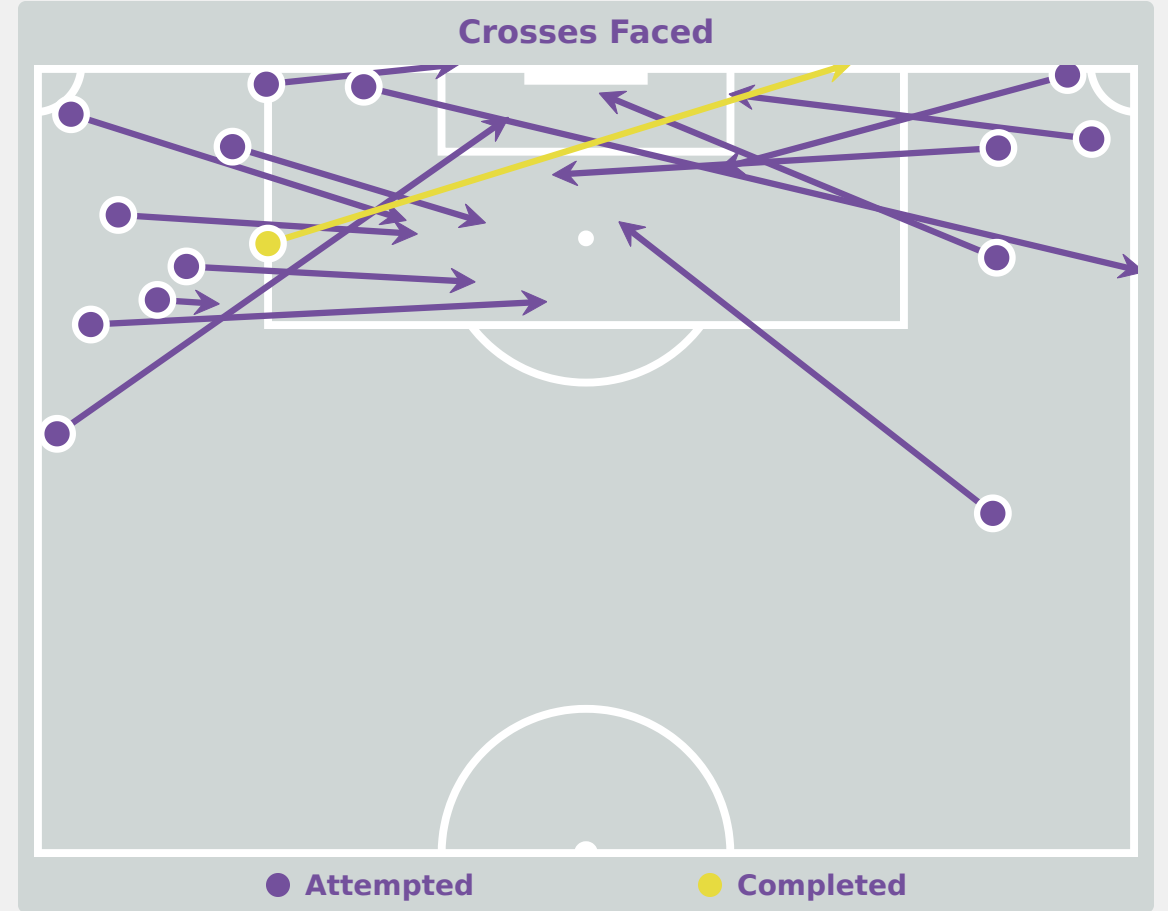
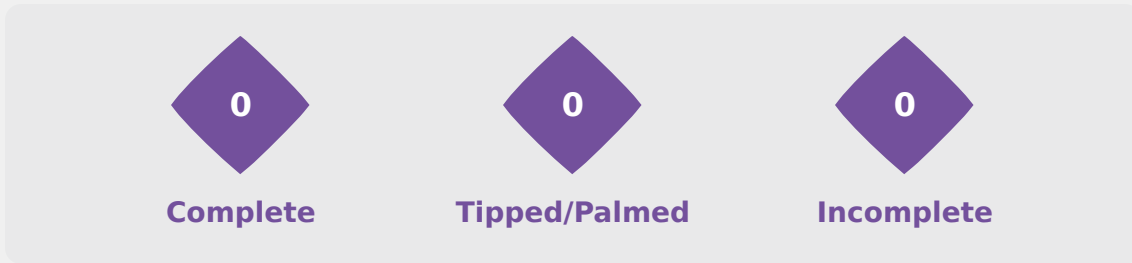


Total Attempts on Goal Faced	Total Goal Interventions	Save & Retain	Deflect & Retain	Save & Deflect	Save Attempt	No Save Attempt
16	3	2	0	1	0	12

# Dominican Republic



## Aerial Control

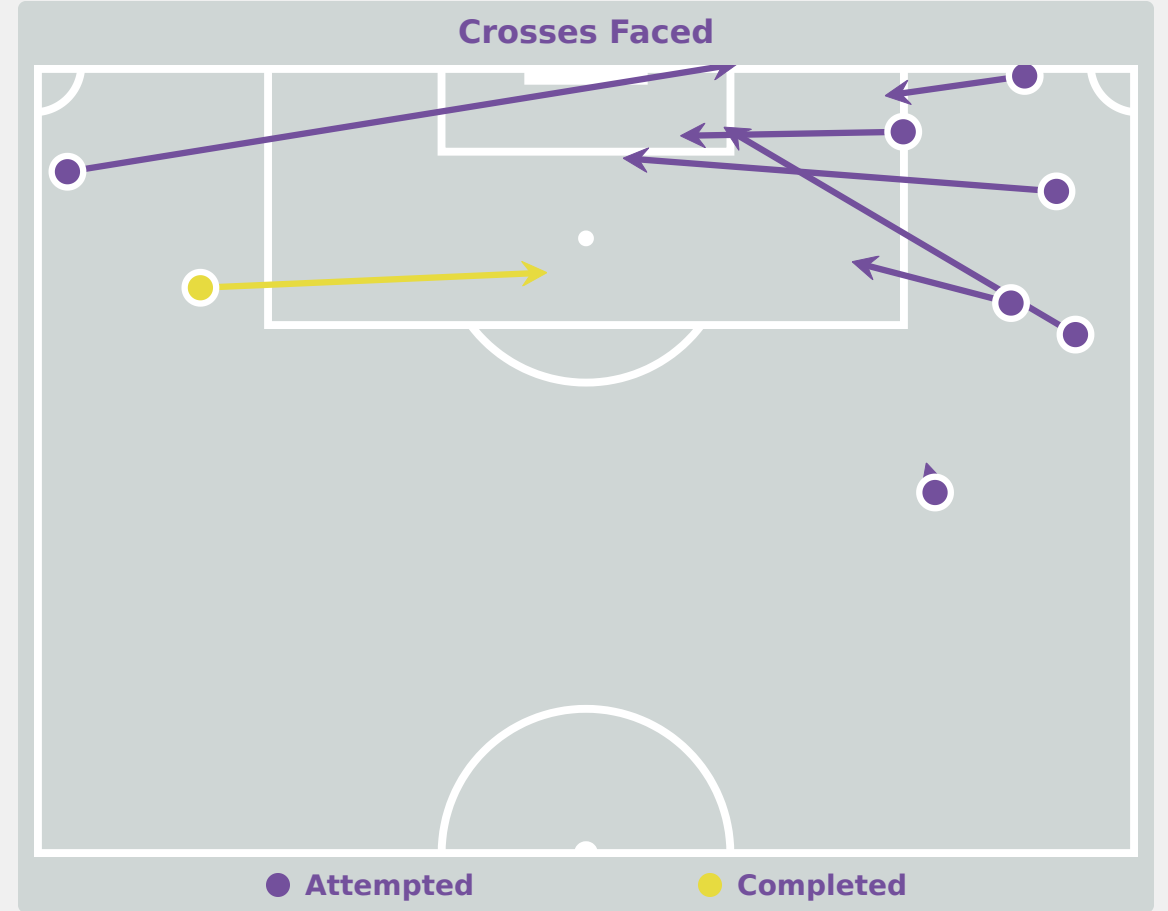
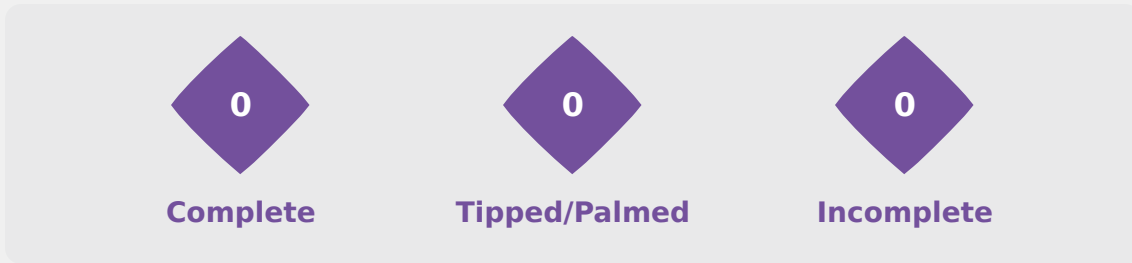


Delivery Types Faced

Total	In Swing	Out Swing	Driven	Lofted	Cutback	Push
20	6	4	1	8	0	1



# Aerial Control



**Delivery Types Faced**

Total	In Swing	Out Swing	Driven	Lofted	Cutback	Push
16	7	4	1	3	0	1



**FIFA**  
U-17 WOMEN'S  
WORLD CUP  
DOMINICAN REPUBLIC 2024



# SET PLAYS

**Dominican Republic** 1 - 1 **New Zealand**

# Dominican Republic

## Set Plays

**53**  
Total Set Plays

**12**  
Total Free Kicks

**0**  
Total Penalties

**6**  
Total Corners

**35**  
Total Throw Ins

### Free Kicks

Type	Total
Direct	10
Direct (on target)	1
Direct (off target)	0
Indirect	2

### Corners

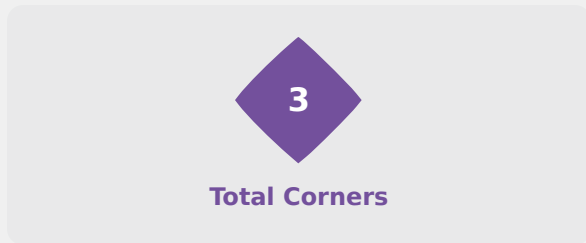
Delivery Type	From Left Side	From Right Side	Total
Direct to Area	1	5	6
Short	0	0	0
Edge of Penalty Area	0	0	0

### Corners

Delivery Style	Total
Inswing	5
Outswing	0
Driven	0
Lofted	1



# Set Plays



Free Kicks	
Type	Total
Direct	15
Direct (on target)	1
Direct (off target)	1
Indirect	1

Corners			
Delivery Type	From Left Side	From Right Side	Total
Direct to Area	2	1	3
Short	0	0	0
Edge of Penalty Area	0	0	0

Corners	
Delivery Style	Total
Inswing	2
Outswing	1
Driven	0
Lofted	0



FIFA  
U-17 WOMEN'S  
WORLD CUP  
DOMINICAN REPUBLIC 2024



# INDIVIDUAL DATA IN POSSESSION

Dominican Republic 1 - 1 New Zealand

## Dominican Republic



## In Possession - Distributions

#	Player	Passes Attempted	Passes Completed	Pass Completion %	Switches of Play	Crosses Attempted	Crosses Completed	Line Breaks Attempted	Line Breaks Completed	Line Break Completion %	Ball Progressions	Take Ons	Step Ins	Attempts at Goal	Goals
1	RONDON Jaylene	27	15	56%	0	0	0	13	3	23%	0	0	0	0	0
3	DE LEON Livia	29	18	62%	0	0	0	18	11	61%	0	0	0	1	0
6	BRITO Yuleinis	17	12	71%	0	2	0	7	5	71%	0	0	0	2	1
8	MERCEDES Renata	27	16	59%	0	0	0	13	5	38%	0	0	0	1	0
10	CASTRO Alexa	7	4	57%	1	0	0	0	0	0%	0	0	0	0	0
11	ALGARIN Lila	31	26	84%	0	0	0	13	8	62%	4	3	1	1	0
14	ABREU Angie	15	11	73%	0	0	0	2	0	0%	0	0	0	0	0
15	BRUNO Natalie	17	10	59%	1	4	1	10	4	40%	4	1	3	2	0
16	BARKER Ava	19	15	79%	0	0	0	3	2	67%	3	3	0	3	0
17	TORRES BRACHE Emma	11	9	82%	0	2	0	1	0	0%	0	0	0	0	0
18	SANO Leoneidy	34	20	59%	0	0	0	15	8	53%	0	0	0	0	0
2	MARTINEZ Jabes	8	4	50%	0	1	0	4	1	25%	1	1	0	0	0
9	JIMENEZ Julia	2	2	100%	0	0	0	0	0	0%	0	0	0	3	0
13	DE LA CARCOVA Camila	12	10	83%	0	2	0	4	2	50%	0	0	0	1	0
19	DIAZ Jaimaris	11	6	55%	0	5	1	7	2	29%	1	1	0	0	0

# In Possession - Offers & Receptions

## Dominican Republic

			Offer movement types						
#	Player	Total Offers	In Front	In Between	Out to In	In to Out	In Behind	No Movement	Offers Received
1	RONDON Jaylene	0	0	0	0	0	0	0	0
3	DE LEON Livia	4	0	0	0	0	0	4	2
6	BRITO Yuleinis	10	4	5	0	0	1	0	2
8	MERCEDES Renata	2	0	1	0	0	1	0	0
10	CASTRO Alexa	3	0	0	0	0	0	3	2
11	ALGARIN Lila	15	2	0	1	1	1	10	4
14	ABREU Angie	13	1	7	1	0	2	2	6
15	BRUNO Natalie	14	0	1	0	2	7	4	6
16	BARKER Ava	27	2	13	3	0	6	3	14
17	TORRES BRACHE Emma	9	3	1	1	2	2	0	1
18	SANO Leoneidy	0	0	0	0	0	0	0	0
2	MARTINEZ Jabes	4	0	1	1	0	0	2	2
9	JIMENEZ Julia	6	0	3	0	0	1	2	2
13	DE LA CARCOVA Camila	3	0	3	0	0	0	0	1
19	DIAZ Jaimaris	3	0	2	0	0	0	1	0

New Zealand



## In Possession - Distributions

#	Player	Passes Attempted	Passes Completed	Pass Completion %	Switches of Play	Crosses Attempted	Crosses Completed	Line Breaks Attempted	Line Breaks Completed	Line Break Completion %	Ball Progressions	Take Ons	Step Ins	Attempts at Goal	Goals
1	CAMPBELL Sophie	20	19	95%	0	0	0	0	0	0%	0	0	0	0	0
2	SAWKINS Maddison	35	20	57%	1	2	0	11	5	45%	0	0	0	1	0
3	EGLINTON Alyssa	57	54	95%	1	0	0	13	12	92%	2	0	2	0	0
4	DUNN Charli	47	34	72%	1	1	0	21	12	57%	3	0	3	1	0
5	SAXON Hannah	51	34	67%	0	1	0	25	14	56%	4	4	0	2	0
6	BANGALAN Mikaela	29	19	66%	0	0	0	14	9	64%	2	0	2	1	0
7	JEREZ Ela	10	9	90%	0	4	2	5	4	80%	1	1	0	3	0
8	DE WIT Amber	17	14	82%	0	0	0	9	7	78%	0	0	0	2	0
9	PUGH Katie	14	12	86%	0	2	1	4	2	50%	0	0	0	2	0
10	VLOK Pia	18	15	83%	1	1	0	7	4	57%	5	3	2	2	0
16	BARTLETT Grace	15	11	73%	0	4	0	7	4	57%	3	2	1	4	0
11	BENNETT Laura	4	2	50%	0	2	0	1	1	100%	0	0	0	1	0
12	YOUNG Natalie	13	11	85%	1	2	0	4	4	100%	1	1	0	0	0
13	CHELLENBRON Katie	3	2	67%	0	0	0	0	0	0%	0	0	0	2	0
15	BROWN Mary	5	4	80%	0	1	0	1	0	0%	0	0	0	1	0
20	MORGAN Kyra	5	4	80%	0	0	0	2	2	100%	0	0	0	0	0

## In Possession - Offers & Receptions

			Offer movement types						
#	Player	Total Offers	In Front	In Between	Out to In	In to Out	In Behind	No Movement	Offers Received
1	CAMPBELL Sophie	1	0	0	0	0	0	1	1
2	SAWKINS Maddison	7	4	0	0	0	1	2	2
3	EGLINTON Alyssa	8	1	0	0	0	0	7	6
4	DUNN Charli	6	1	0	0	0	0	5	4
5	SAXON Hannah	12	6	0	0	0	0	6	6
6	BANGALAN Mikaela	8	5	2	0	0	1	0	1
7	JEREZ Ela	13	1	1	0	0	5	6	4
8	DE WIT Amber	42	19	16	1	3	1	2	6
9	PUGH Katie	49	0	18	0	5	22	4	14
10	VLOK Pia	26	2	11	2	3	5	3	7
16	BARTLETT Grace	25	1	2	1	0	12	9	8
11	BENNETT Laura	7	0	1	0	1	3	2	4
12	YOUNG Natalie	21	2	8	2	0	9	0	6
13	CHELLENBRON Katie	6	0	2	0	0	4	0	0
15	BROWN Mary	5	0	1	0	0	4	0	1
20	MORGAN Kyra	2	2	0	0	0	0	0	2



FIFA  
U-17 WOMEN'S  
WORLD CUP  
DOMINICAN REPUBLIC 2024



# INDIVIDUAL DATA OUT OF POSSESSION

Dominican Republic 1 - 1 New Zealand

# Dominican Republic



## Out of Possession

#	Player	Tackles Made / Won	Blocks	Interceptions	Pressing Direct	Pressing Indirect	Duels Won - Aerial	Duels Won - Physical	Possession Contests won	Clearances	Loose Ball Receptions	Pushing On	Pushing On into Pressing	Possession Regains	Possession Interrupted
1	RONDON Jaylene	0 / 0	0	0	0	0	0	0	0	0	9	0	0	14	0
3	DE LEON Livia	5 / 1	2	0	5	5	0	0	0	8	7	3	1	6	7
6	BRITO Yuleinis	7 / 2	1	0	5	9	2	0	5	5	12	23	3	3	6
8	MERCEDES Renata	1 / 1	5	1	3	6	1	0	3	18	3	5	3	12	10
10	CASTRO Alexa	4 / 3	3	0	2	4	0	0	0	0	2	4	3	4	2
11	ALGARIN Lila	8 / 2	1	0	10	5	2	0	2	8	7	12	4	4	8
14	ABREU Angie	2 / 0	0	0	2	16	1	0	1	2	5	17	4	0	4
15	BRUNO Natalie	7 / 2	3	0	6	13	0	0	0	1	8	5	4	3	4
16	BARKER Ava	6 / 1	2	0	9	24	0	0	1	0	9	18	14	3	3
17	TORRES BRACHE Emma	3 / 1	1	0	3	12	0	0	2	7	5	4	2	3	7
18	SANO Leoneidy	9 / 1	6	0	11	7	1	0	1	9	8	4	3	8	13
2	MARTINEZ Jabes	1 / 0	6	0	3	8	0	0	0	0	3	4	4	1	5
9	JIMENEZ Julia	5 / 5	0	1	4	3	0	0	1	1	1	1	1	7	0
13	DE LA CARCOVA Camila	4 / 0	0	0	5	4	0	0	0	1	8	6	4	1	3
19	DIAZ Jaimaris	2 / 1	1	0	1	9	2	0	2	0	4	3	1	3	0



# Out of Possession

## New Zealand



#	Player	Tackles Made / Won	Blocks	Interceptions	Pressing Direct	Pressing Indirect	Duels Won - Aerial	Duels Won - Physical	Possession Contests won	Clearances	Loose Ball Receptions	Pushing On	Pushing On into Pressing	Possession Regains	Possession Interrupted
1	CAMPBELL Sophie	0 / 0	0	0	0	0	0	0	0	0	4	0	0	8	0
2	SAWKINS Maddison	4 / 1	1	1	6	7	1	0	1	2	10	5	3	5	3
3	EGLINTON Alyssa	3 / 2	1	0	5	0	2	0	2	13	7	2	1	7	8
4	DUNN Charli	6 / 0	1	0	12	2	1	0	1	6	10	4	1	0	9
5	SAXON Hannah	5 / 3	2	0	4	3	1	0	2	11	15	1	0	5	8
6	BANGALAN Mikaela	7 / 2	1	1	7	8	2	0	3	5	23	9	2	6	6
7	JEREZ Ela	6 / 3	2	0	3	21	1	0	1	0	10	9	7	3	2
8	DE WIT Amber	1 / 1	0	0	7	8	1	0	2	0	8	6	2	3	0
9	PUGH Katie	1 / 0	2	0	4	15	1	0	1	0	5	10	5	0	1
10	VLOK Pia	1 / 0	3	0	3	4	0	0	0	0	15	5	1	1	0
16	BARTLETT Grace	3 / 0	6	3	10	3	0	0	1	5	4	7	5	6	6
11	BENNETT Laura	3 / 1	1	0	5	2	0	0	0	1	1	1	1	1	3
12	YOUNG Natalie	4 / 0	0	0	5	3	0	0	1	1	5	6	5	0	2
13	CHELLENBRON Katie	2 / 2	0	0	2	4	0	0	0	0	1	3	2	2	0
15	BROWN Mary	0 / 0	0	0	0	0	0	0	0	0	0	1	0	0	0
20	MORGAN Kyra	5 / 2	0	0	8	3	2	0	4	1	3	4	0	2	3



FIFA  
U-17 WOMEN'S  
WORLD CUP  
DOMINICAN REPUBLIC 2024



# INDIVIDUAL DATA PHYSICAL

Dominican Republic 1 - 1 New Zealand

## Physical Data

Dominican Republic 

#	Player	Total Distance (m)	Zone 1: 0-7 km/h (m)	Zone 2: 7-13km/h (m)	Zone 3: 13-19km/h (m)	Zone 4: 19-23km/h (m)	Zone 5: 23+ km/h (m)	High Speed Runs (Zone 4)	Sprints (Zone 5)	Top Speed (km/h)
1	RONDON Jaylene	4255.7	3434.0	699.3	111.1	11.4	0	2.0	0	20.7
3	DE LEON Livia	8865.2	4247.7	3563.6	783.9	259.3	10.7	29.0	2.0	26.1
6	BRITO Yuleinis	9295.5	4154.3	3956.6	962.1	222.6	0	17.0	0	24.0
8	MERCEDES Renata	9103.5	4723.0	3231.5	893.3	245.2	10.5	32.0	1.0	25.3
10	CASTRO Alexa	4773.5	1912.0	1927.7	671.6	228.3	33.9	14.0	1.0	27.8
11	ALGARIN Lila	9632.4	3844.2	4109.9	1156.4	473.7	48.3	46.0	3.0	27.9
14	ABREU Angie	7293.6	2460.1	3502.1	1078.3	239.0	14.1	27.0	1.0	25.9
15	BRUNO Natalie	7212.1	3891.1	2203.8	765.5	301.3	50.5	30.0	4.0	26.7
16	BARKER Ava	8514.5	4432.2	2866.5	852.8	304.5	58.6	40.0	5.0	27.6
17	TORRES BRACHE Emma	7547.5	2944.1	3650.7	748.2	200.9	3.6	15.0	1.0	25.9
18	SANO Leoneidy	9878.6	3907.2	4804.3	921.1	242.1	3.9	18.0	1.0	24.2
2	MARTINEZ Jabes	3068.8	1104.5	1427.9	437.1	99.3	0	10.0	0	25.0
9	JIMENEZ Julia	1480.7	705.1	560.5	156.8	58.3	0	5.0	0	24.4
13	DE LA CARCOVA Camila	3749.9	1425.9	1797.7	462.9	63.3	0	10.0	0	23.9
19	DIAZ Jaimaris	4847.4	2278.5	1820.7	488.9	245.2	14.1	20.0	3.0	25.8

## Physical Data

New Zealand



#	Player	Total Distance (m)	Zone 1: 0-7 km/h (m)	Zone 2: 7-13km/h (m)	Zone 3: 13-19km/h (m)	Zone 4: 19-23km/h (m)	Zone 5: 23+ km/h (m)	High Speed Runs (Zone 4)	Sprints (Zone 5)	Top Speed (km/h)
1	CAMPBELL Sophie	4184.5	3265.8	909.8	8.9	0	0	0	0	16.3
2	SAWKINS Maddison	9166.5	4455.5	3430.6	889.6	390.8	0	25.0	0	25.0
3	EGLINTON Alyssa	8657.1	4117.7	3416.1	868.4	237.3	17.6	26.0	2.0	25.6
4	DUNN Charli	8567.7	4190.9	3565.9	625.2	163.9	21.6	18.0	1.0	26.6
5	SAXON Hannah	9337.4	4200.4	3925.8	1008.7	195.4	7.0	25.0	1.0	25.2
6	BANGALAN Mikaela	9585.7	4314.1	3769.3	1144.6	325.0	32.8	44.0	4.0	27.9
7	JEREZ Ela	7043.3	2699.7	3061.7	905.2	345.1	31.5	30.0	4.0	25.9
8	DE WIT Amber	5730.4	2012.9	2672.0	931.2	114.2	0	11.0	0	23.1
9	PUGH Katie	7152.6	2962.4	2782.8	1064.2	321.4	21.8	34.0	2.0	27.6
10	VLOK Pia	6621.3	2881.4	2646.0	778.8	263.9	51.3	33.0	5.0	28.7
16	BARTLETT Grace	8605.9	3749.0	3657.1	859.6	322.7	17.5	31.0	3.0	25.7
11	BENNETT Laura	3338.7	1396.1	1261.4	507.3	139.8	34.1	15.0	2.0	28.8
12	YOUNG Natalie	5278.7	2061.3	2310.7	554.2	294.9	57.5	26.0	6.0	27.5
13	CHELLENBRON Katie	3436.0	1343.9	1520.0	434.5	119.4	18.2	14.0	1.0	26.9
15	BROWN Mary	1404.2	787.1	463.6	89.2	57.3	7.0	5.0	1.0	25.3
20	MORGAN Kyra	3949.7	1546.6	1852.6	488.1	62.5	0	8.0	0	22.9



**FIFA**  
U-17 WOMEN'S  
WORLD CUP  
DOMINICAN REPUBLIC 2024

