



FIFA
U-20 WORLD CUP
ARGENTINA 2023



Uruguay 1 - 0 Israel

Semi-final - Match 49

08 June 2023

14:30 Kick Off

Estadio Único Diego Armando Maradona

POST MATCH SUMMARY REPORT

Match Summary - Teams

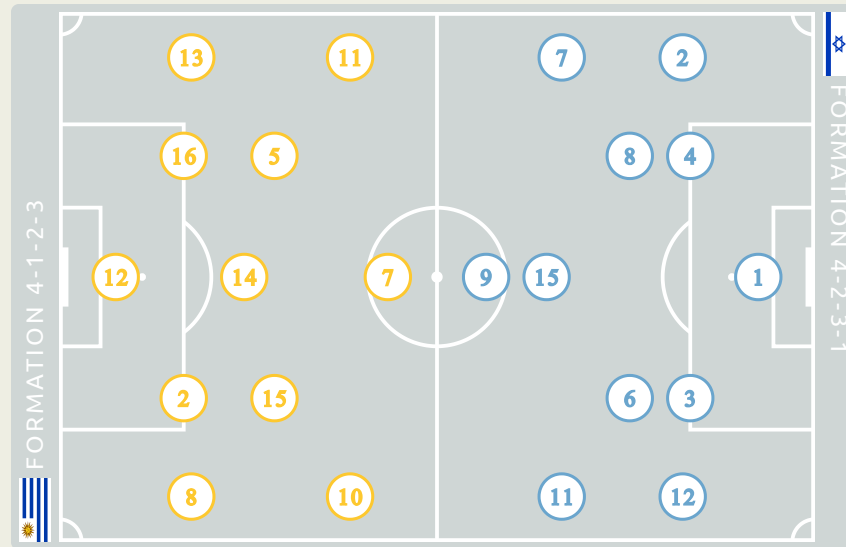


STARTING

12	GK	RODRIGUEZ Randall	
2	DF	BOSELLI Sebastian	
5	MF	DIAZ Fabricio (C)	31'
7	MF	DUARTE Anderson	61' 81'
8	MF	CHAGAS Rodrigo	
10	MF	GONZALEZ Franco	
11	FW	DE LOS SANTOS Juan	86'
13	DF	MATTURRO Alan	
14	MF	GARCIA Damian	90+4'
15	MF	SOSA Ignacio	46'
16	DF	GONZALEZ Facundo	

SUBSTITUTES

1	GK	MACHADO Facundo	
21	GK	ARBIO Jose	
3	DF	ANTONI Mateo	
4	DF	PONTE Mateo	
6	DF	DE RITIS Mathias	86'
9	FW	FERRARI Andres	46'
17	MF	ABALDO Matias	
18	MF	HOMENCHENKO Santiago	81'
20	FW	SIRI Nicolas	90+4'



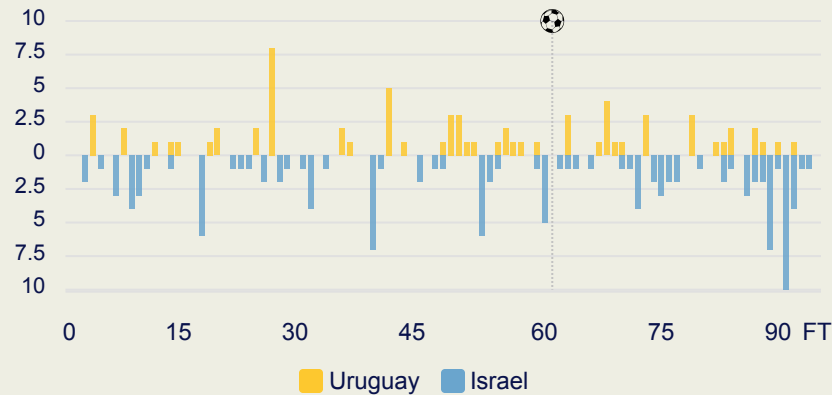
STARTING

ZARFATI Tomer	GK	1	
77'	FEINGOLD Ilay	DF	2
	ISRAELOV Or	DF	3
	LEMKIN Stav	DF	4
77'	KANCEPOLSKY El Yam	MF	6
59'	KHALAILI Anan	FW	7
72'	(C) MADMOUN Ilai	MF	8
	TURGEMAN Dor	FW	9
	SHIBLI Hamza	FW	11
	REVIVO Roy	DF	12
59'	ABED Tay	MF	15

SUBSTITUTES

MELIKA Ofek	GK	18		
GREIS Nitai	GK	21		
EDRI Shon	DF	5		
LUGASSY Ariel	MF	10		
77'	BEN HAROSH Noam	DF	13	
82'	77'	NAVI Roy	MF	14
72'	BINYAMIN Ran	MF	16	
59'	SENIOR Omer	FW	17	
	FUCHS Hadar	DF	19	
59'	IBRAHIM Ahmad	FW	20	

Distribution in the Final Third



Match Summary - Key Statistics



Possession



Uruguay	Statistic	Israel
Total		Total
1	Goals	0
14 (6)	Attempts at Goal (On Target)	8 (2)
221 (151)	Total Passes (Complete)	472 (386)
68 %	Pass Completion %	82 %
32	Completed Line Breaks	65
2	Defensive Line Breaks	3
68	Receptions in the Final Third	91
18	Crosses	12
18	Ball Progressions	12
261 (67)	Defensive Pressures Applied (Direct Pressures)	129 (36)
75	Forced Turnovers	68
69	Second Balls	88
105 km	Total Distance Covered	107.8 km
6.2 km	Zone 4 – Low Speed Sprinting: 20-25 km/h	5.2 km

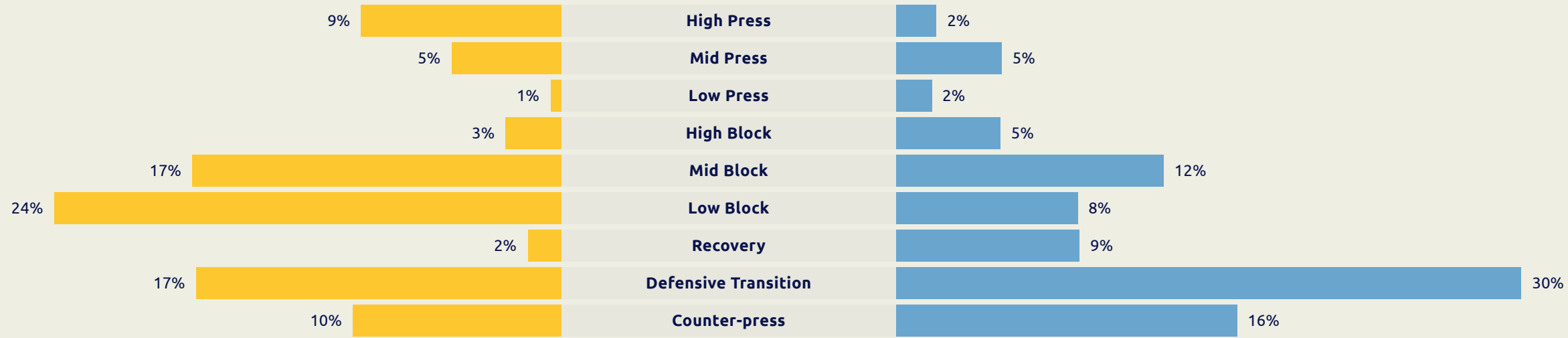


Phases of Play

IN POSSESSION



OUT OF POSSESSION

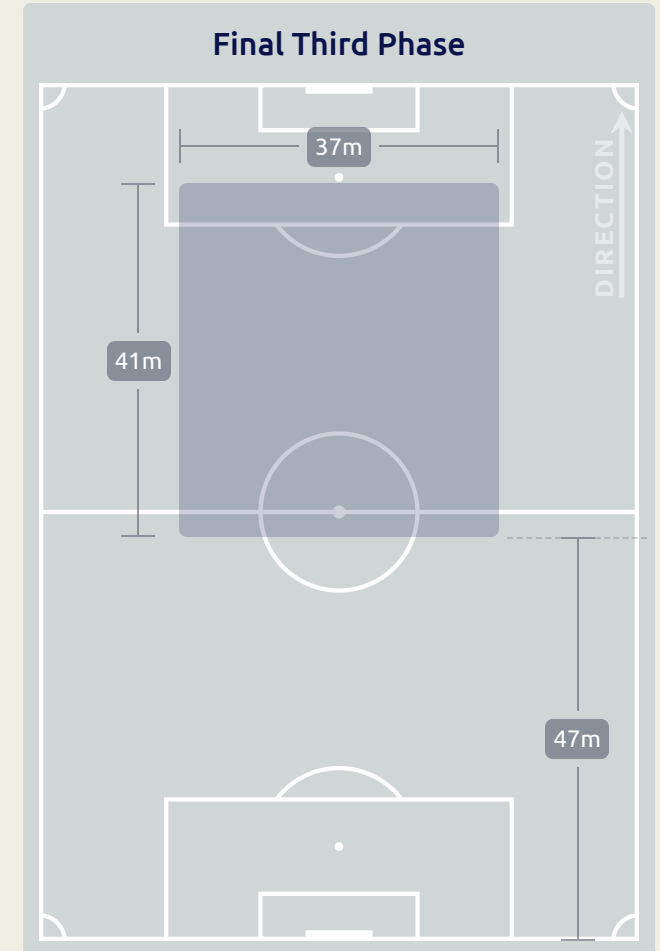
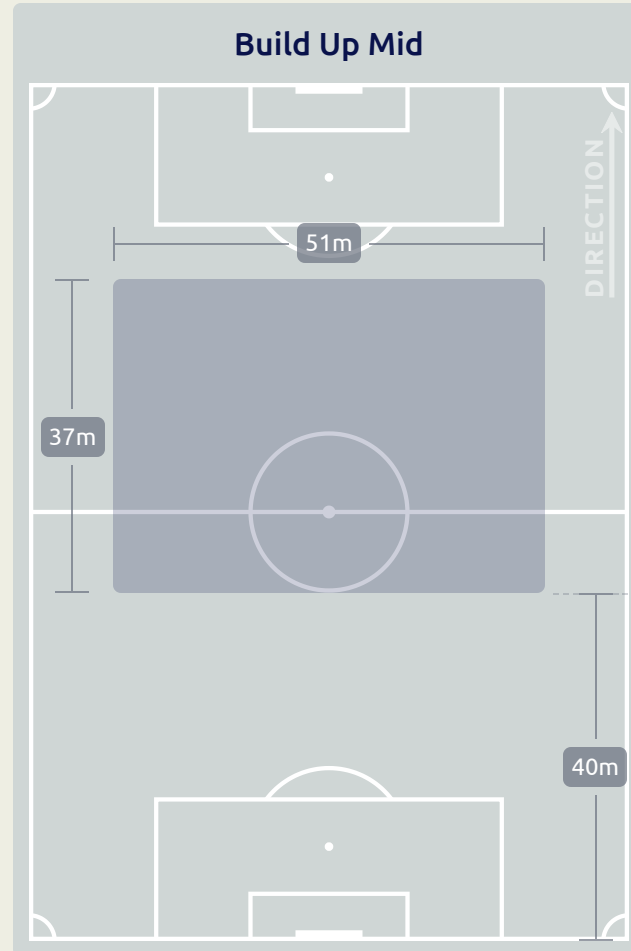
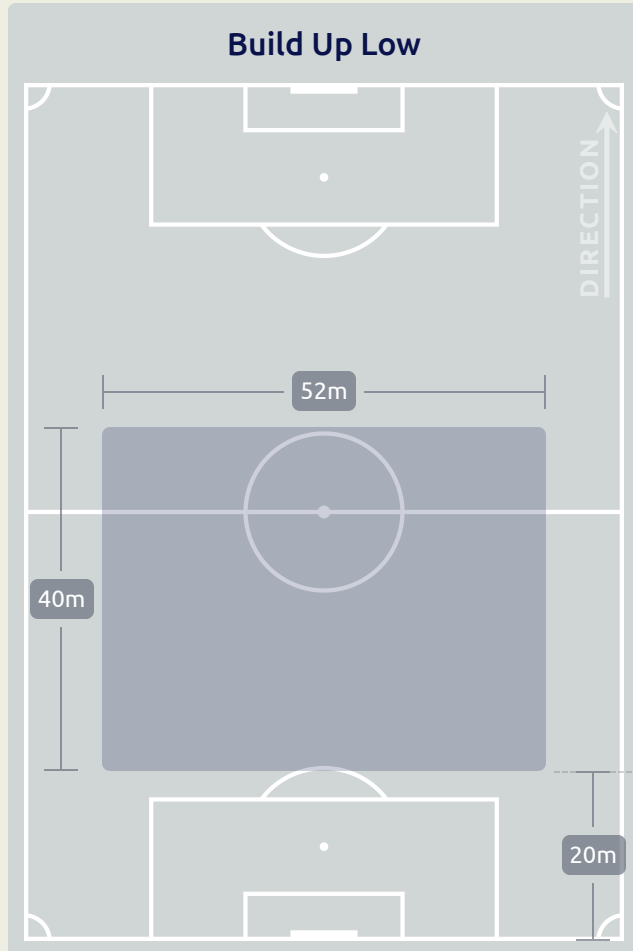


IN POSSESSION

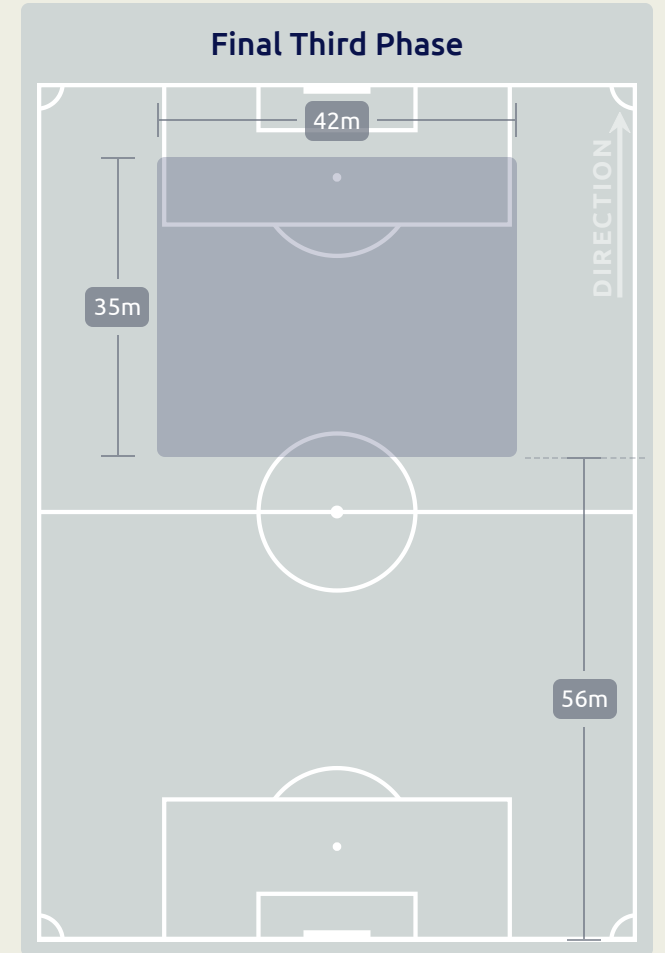
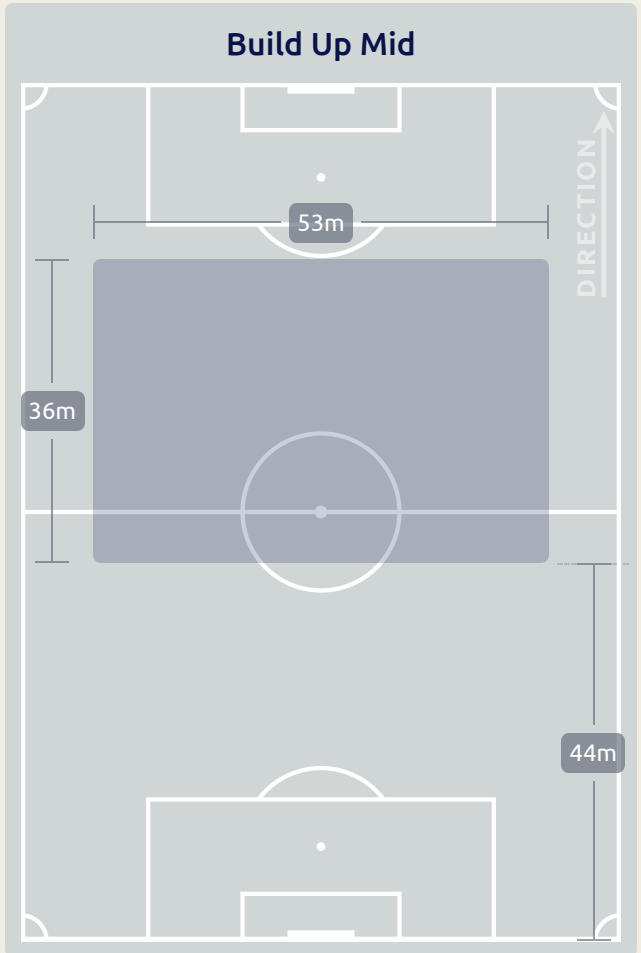
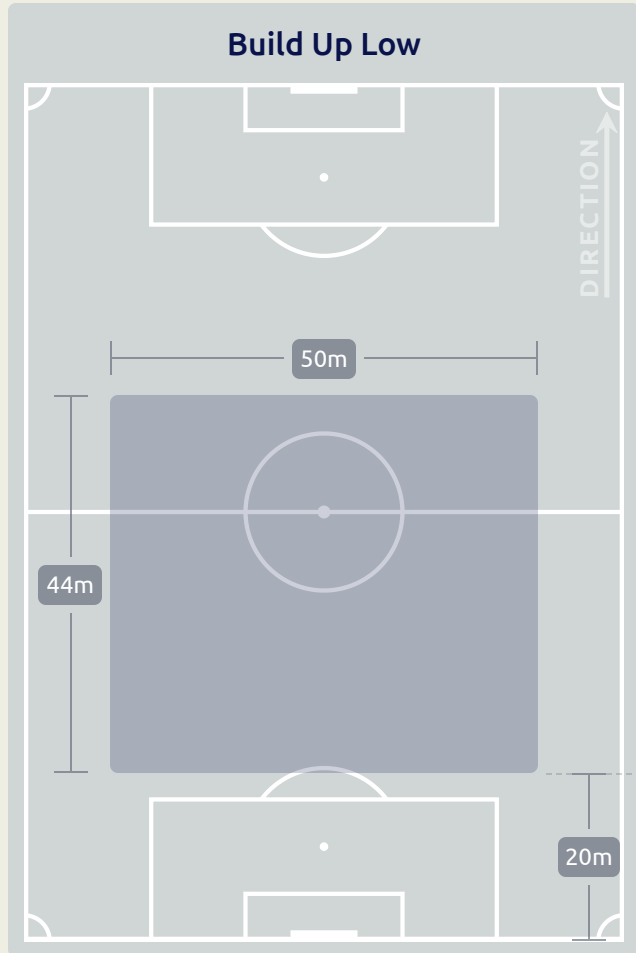


Uruguay v Israel

In Possession Line Height & Team Length



In Possession Line Height & Team Length

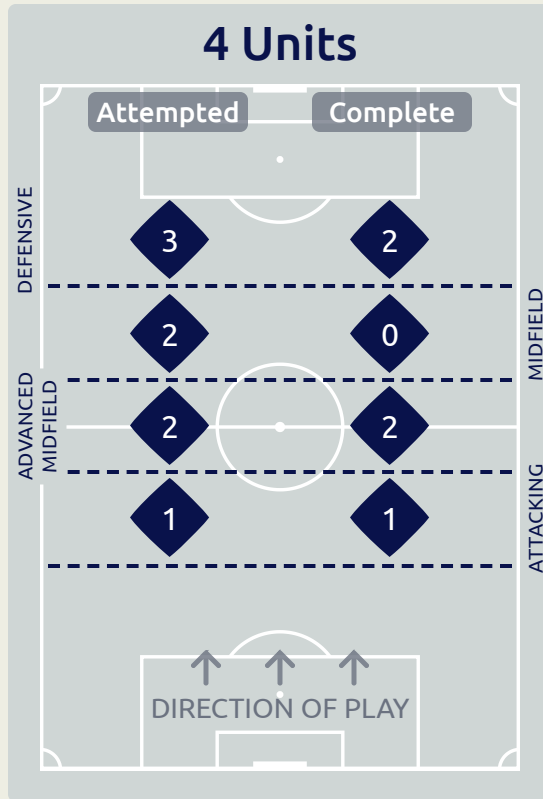
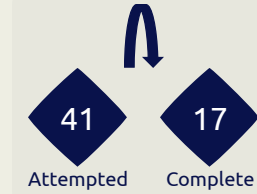
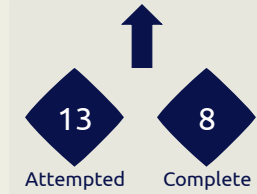


Line Breaks

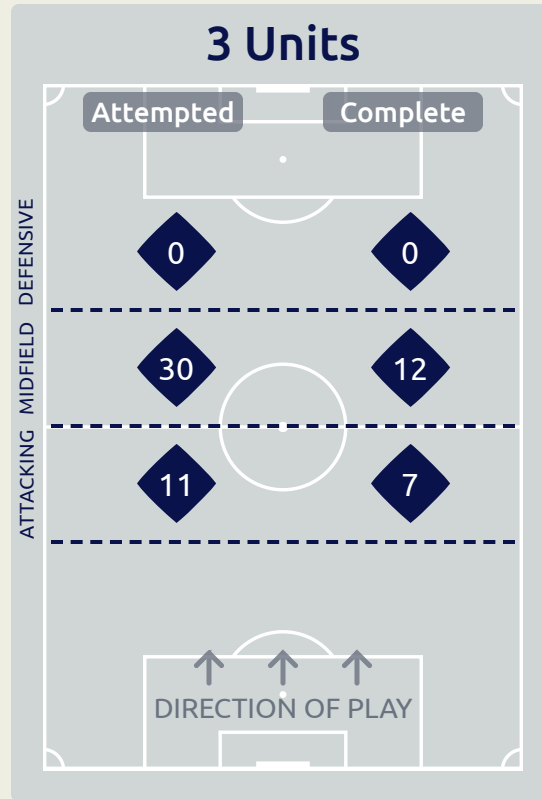


Attempted Line Breaks

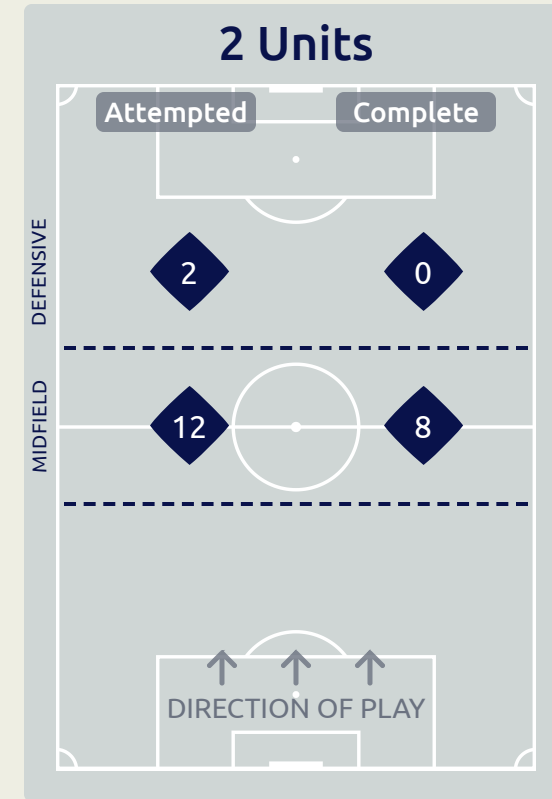
63



Attempted Line Breaks	8
Inside Shape	5
Outside Shape	3



Attempted Line Breaks	41
Inside Shape	29
Outside Shape	12



Attempted Line Breaks	14
Inside Shape	9
Outside Shape	5

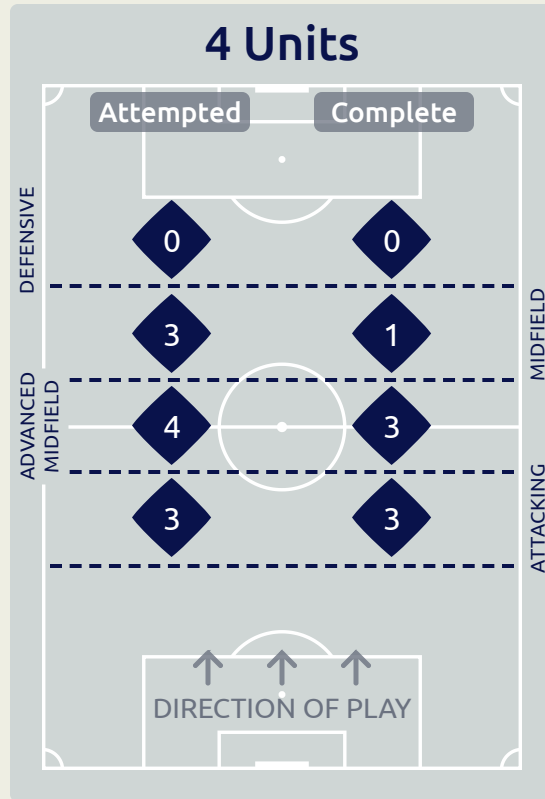
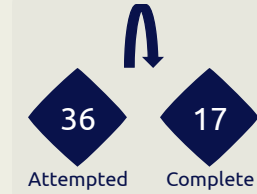
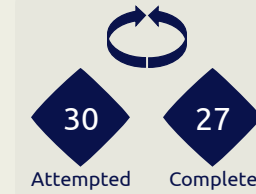
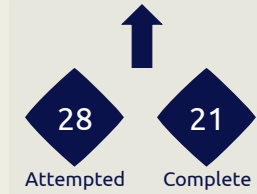
Line Breaks



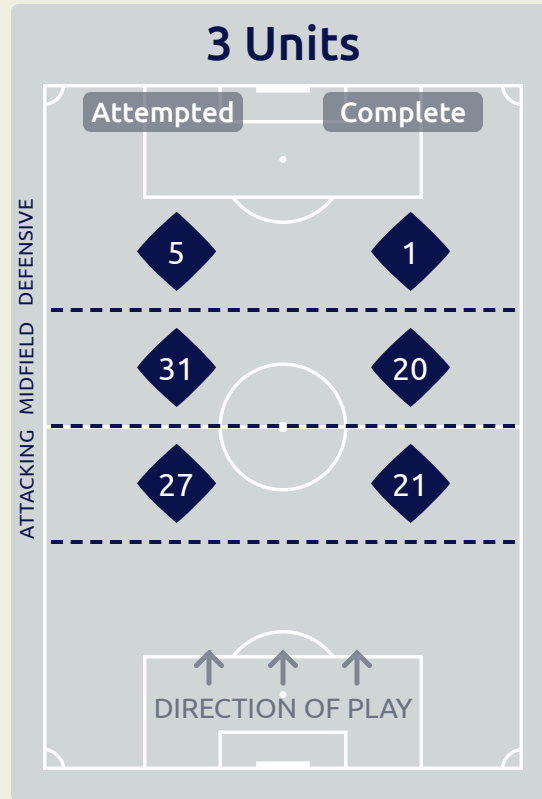
Israel

Attempted Line Breaks

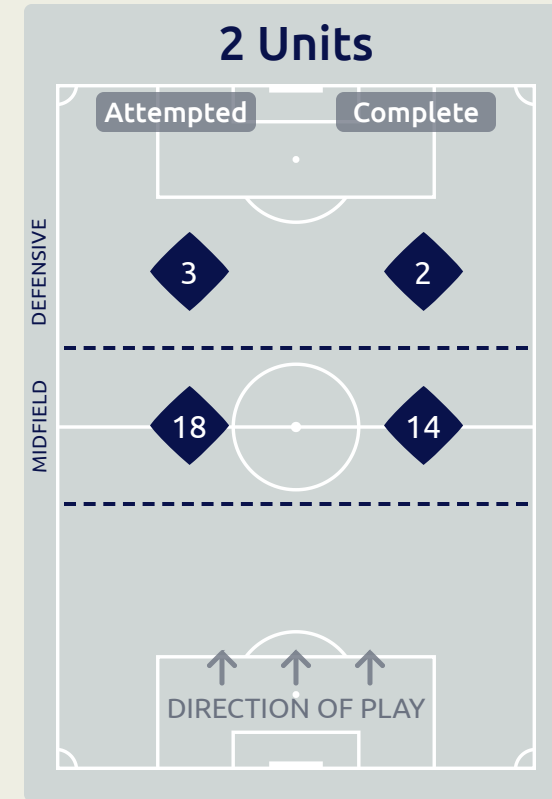
94



Attempted Line Breaks	10
Inside Shape	5
Outside Shape	5



Attempted Line Breaks	63
Inside Shape	42
Outside Shape	21



Attempted Line Breaks	21
Inside Shape	12
Outside Shape	9

Line Breaks



					4 Units				3 Units			2 Units		Direction			Distribution Type		
#	Player	Line Breaks Attempted	Line Breaks Completed	Line Break Completion %	Attacking Line	Attacking Midfield Line	Midfield Line	Defensive Line	Attacking Line	Midfield Line	Defensive Line	Midfield Line	Defensive Line	Through	Around	Over	Pass	Cross	Ball Progression
1	ZARFATI Tomer	11	7	63%	0	2	0	0	3	6	0	0	0	1	1	9	11	0	0
2	FEINGOLD Ilay	12	10	83%	1	0	1	0	6	4	0	0	0	2	3	7	12	0	0
3	ISRAELOV Or	18	14	77%	2	0	0	0	8	5	1	2	0	6	11	1	18	0	0
4	LEMKIN Stav	16	12	75%	0	1	0	0	4	3	1	7	0	6	7	3	15	1	0
6	KANCEPOLSKY El Yam	4	1	25%	0	0	0	0	2	1	0	1	0	1	1	2	4	0	0
7	KHALAILI Anan	2	2	100%	0	0	0	0	1	1	0	0	0	2	0	0	2	0	0
8	MADMOUN Ilay	4	3	75%	0	0	0	0	0	2	0	2	0	3	0	1	3	1	0
9	TURGEMAN Dor	2	1	50%	0	0	1	0	0	0	0	0	1	1	0	1	2	0	0
11	SHIBLI Hamza	2	1	50%	0	0	0	0	1	1	0	0	0	1	0	1	2	0	0
12	REVIVO Roy	6	3	50%	0	1	0	0	0	3	1	0	1	2	3	1	5	0	1
15	ABED Tay	1	1	100%	0	0	0	0	0	1	0	0	0	0	0	1	1	0	0
13	BEN HAROSH Noam	4	2	50%	0	0	0	0	0	2	0	2	0	0	1	3	3	1	0
14	NAVI Roy	6	5	83%	0	0	0	0	1	2	0	2	1	1	2	3	6	0	0
16	BINYAMIN Ran	2	2	100%	0	0	0	0	0	0	0	2	0	1	1	0	2	0	0
17	SENIOR Omer	1	0	0%	0	0	0	0	1	0	0	0	0	0	0	1	1	0	0
20	IBRAHIM Ahmad	3	1	33%	0	0	1	0	0	0	2	0	0	1	0	2	3	0	0

Passing Networks



#	Passes From ↓ to →	RODRIGUEZ Randall	BOSELLI Sebastian	DIAZ Fabricio	DUARTE Anderson	CHAGAS Rodrigo	GONZALEZ Franco	DE LOS SANTOS Juan	MATTURRO Alan	GARCIA Damian	SOSA Ignacio	GONZALEZ Facundo	DE RITIS Mathias	FERRARI Andres	HOMENCHENKO Santiago	SIRI Nicolas
12	RODRIGUEZ Randall		3	0	0	0	0	0	4	1	0	5	0	0	0	0
2	BOSELLI Sebastian	5		2	0	1	0	0	0	2	2	1	0	1	0	0
5	DIAZ Fabricio	2	2		1	1	3	4	3	0	2	3	0	0	0	0
7	DUARTE Anderson	0	0	1		0	2	0	1	0	2	0	0	1	0	0
8	CHAGAS Rodrigo	1	0	2	3		4	1	0	2	1	0	0	0	0	0
10	GONZALEZ Franco	0	0	0	1	0		1	2	0	1	0	0	0	0	0
11	DE LOS SANTOS Juan	0	0	3	2	0	0		2	0	1	0	0	0	0	0
13	MATTURRO Alan	0	0	0	2	0	1	0		0	1	1	0	0	0	0
14	GARCIA Damian	2	5	1	1	3	0	2	0		2	1	0	0	0	0
15	SOSA Ignacio	0	0	2	1	2	2	0	1	1		0	0	0	0	0
16	GONZALEZ Facundo	0	1	2	0	0	0	2	1	2	0		0	0	0	0
6	DE RITIS Mathias	0	0	0	0	0	0	0	0	1	0	0		0	0	0
9	FERRARI Andres	0	1	0	1	0	0	0	0	0	0	0	0		0	0
18	HOMENCHENKO Santiago	0	0	0	0	0	0	1	0	1	0	0	1	0		0
20	SIRI Nicolas	0	0	0	0	0	0	0	0	0	0	0	0	0	0	

Top 5 Player to Player Passers		
Player	Passed To	% of Total Team Passes
RODRIGUEZ Randall	GONZALEZ Facundo	3.9%
BOSELLI Sebastian	RODRIGUEZ Randall	3.9%
GARCIA Damian	BOSELLI Sebastian	3.9%
RODRIGUEZ Randall	MATTURRO Alan	3.1%
DIAZ Fabricio	DE LOS SANTOS Juan	3.1%



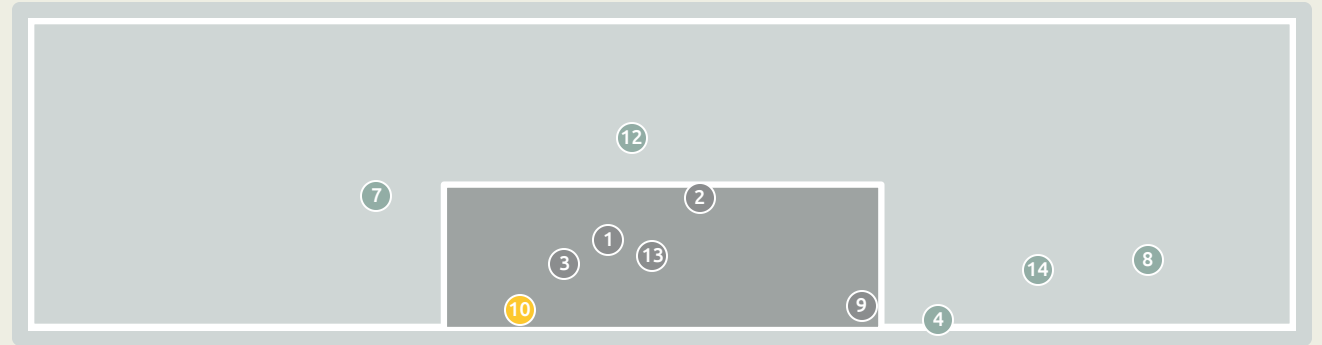
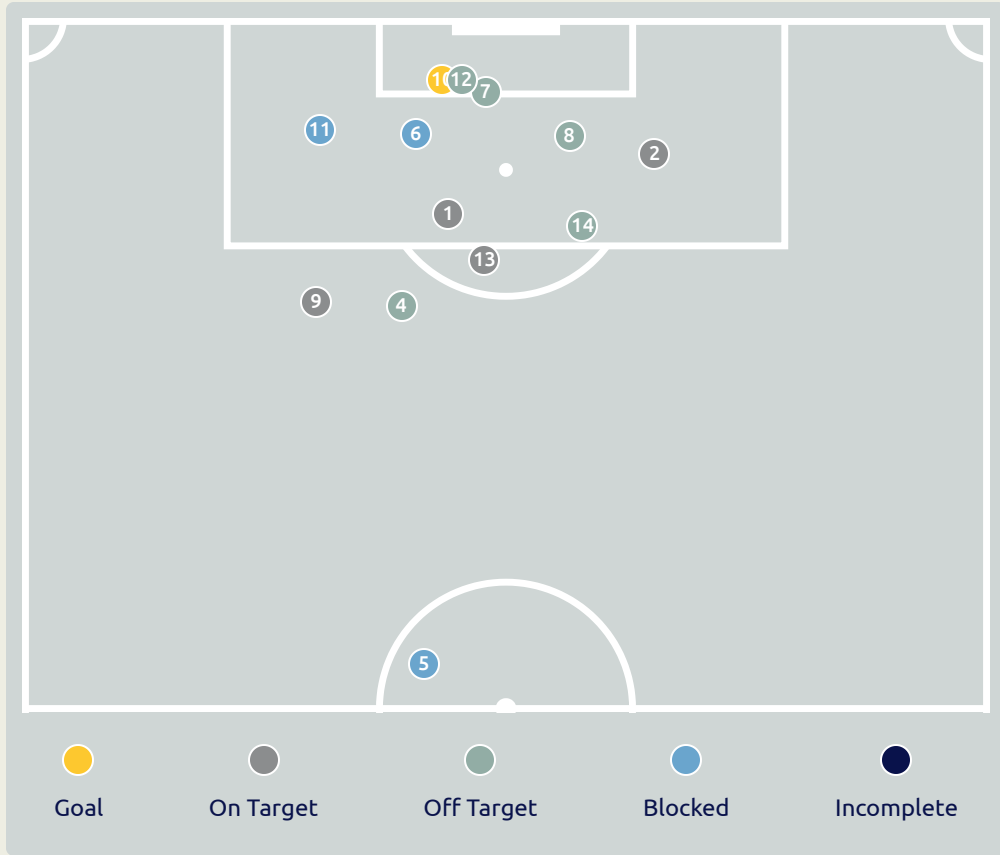
Passing Networks






#	Passes From ↓ to →	ZARFATI Tomer	FEINGOLD Ilay	ISRAELOV Or	LEMKIN Stav	KANCEPOLSKY El Yam	KHALAILI Anan	MADMOUN Ilay	TURGEMAN Dor	SHIBLI Hamza	REVIVO Roy	ABED Tay	BEN HAROSH Noam	NAVI Roy	BINYAMIN Ran	SENIOR Omer	IBRAHIM Ahmad
1	ZARFATI Tomer		4	7	8	1	0	1	0	1	1	1	1	0	0	0	0
2	FEINGOLD Ilay	0		1	8	4	4	5	0	0	1	0	0	0	0	0	0
3	ISRAELOV Or	8	1		20	4	0	4	0	8	16	1	0	7	0	0	1
4	LEMKIN Stav	4	7	21		11	2	3	1	0	2	1	5	1	2	2	2
6	KANCEPOLSKY El Yam	0	4	6	9		1	7	1	2	3	0	0	0	0	0	0
7	KHALAILI Anan	0	3	0	1	0		1	1	1	0	2	0	0	0	0	0
8	MADMOUN Ilay	1	5	2	5	5	2		2	4	2	4	0	0	0	0	1
9	TURGEMAN Dor	0	2	1	0	2	1	0		1	1	1	0	0	0	1	0
11	SHIBLI Hamza	0	0	1	1	2	1	4	2		7	0	0	1	1	0	0
12	REVIVO Roy	0	1	5	0	3	1	0	2	5		3	0	0	1	0	1
15	ABED Tay	0	2	2	0	0	1	0	0	3	0		0	0	0	0	0
13	BEN HAROSH Noam	0	0	0	0	0	0	0	0	0	0	0		1	0	0	1
14	NAVI Roy	0	0	4	2	0	0	0	1	0	4	0	0		1	0	1
16	BINYAMIN Ran	1	0	3	1	1	0	0	0	0	0	0	1	1		1	0
17	SENIOR Omer	0	0	0	0	1	0	1	0	0	0	0	1	0	0		0
20	IBRAHIM Ahmad	0	0	1	1	1	0	0	1	2	1	0	1	1	1	0	

Top 5 Player to Player Passers

Player	Passed To	% of Total Team Passes
LEMKIN Stav	ISRAELOV Or	5.9%
ISRAELOV Or	LEMKIN Stav	5.6%
ISRAELOV Or	REVIVO Roy	4.5%
LEMKIN Stav	KANCEPOLSKY El Yam	3.1%
KANCEPOLSKY El Yam	LEMKIN Stav	2.5%

Attempts at Goal



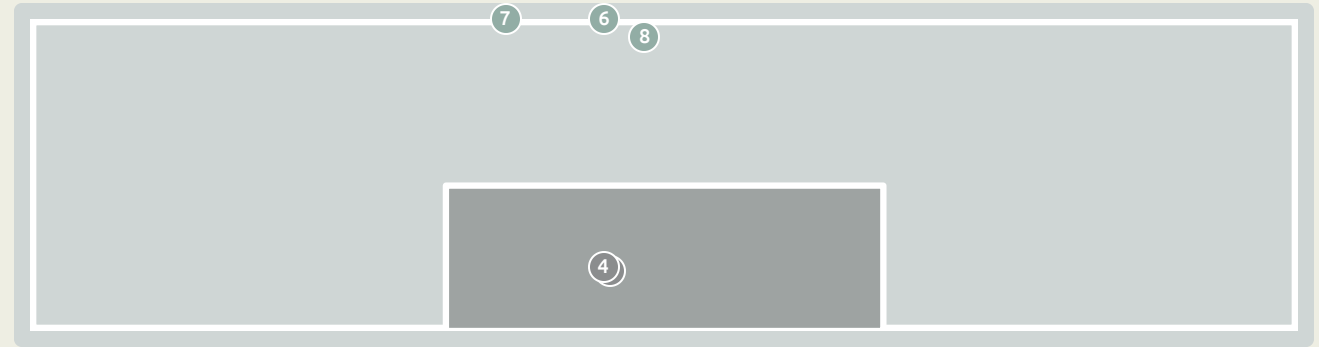
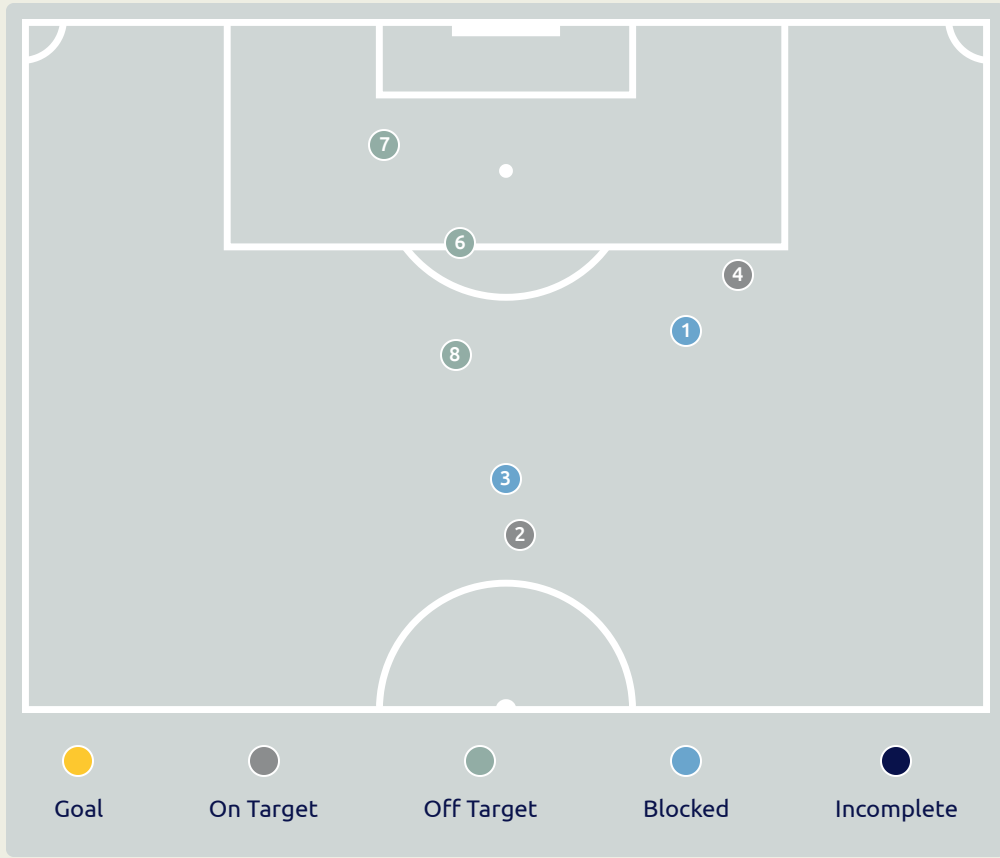
Key	Outcome	Shots
	Goals	1
	On Target	5
	Off Target	5
	Blocked	3
	Incomplete	0






Attempts at Goal



Time	Player	Outcome	Body Part	Delivery Type
8	2 BOSELLI Sebastian	On Target - Saved	Head	Corner
20	13 MATTURRO Alan	On Target - Saved	Left Foot	Corner
26	7 DUARTE Anderson	On Target - Saved	Left Foot	Pass
36	7 DUARTE Anderson	Off Target	Left Foot	Pass
42	15 SOSA Ignacio	Incomplete - Blocked	Right Foot	Pass
48	7 DUARTE Anderson	Incomplete - Blocked	Left Foot	Cross
55	16 GONZALEZ Facundo	Off Target	Lower Body	Corner
57	9 FERRARI Andres	Off Target	Upper Body	Freekick
60	13 MATTURRO Alan	On Target - Saved	Left Foot	Ball Progression
60	7 DUARTE Anderson	On Target - Goal	Left Foot	Other
73	10 GONZALEZ Franco	Incomplete - Blocked	Right Foot	Pass
74	2 BOSELLI Sebastian	Off Target	Head	Corner
79	13 MATTURRO Alan	On Target - Saved	Left Foot	Pass
82	9 FERRARI Andres	Off Target	Head	Freekick

Attempts at Goal



Key	Outcome	Shots
	Goals	0
	On Target	2
	Off Target	3
	Blocked	2
	Incomplete	1

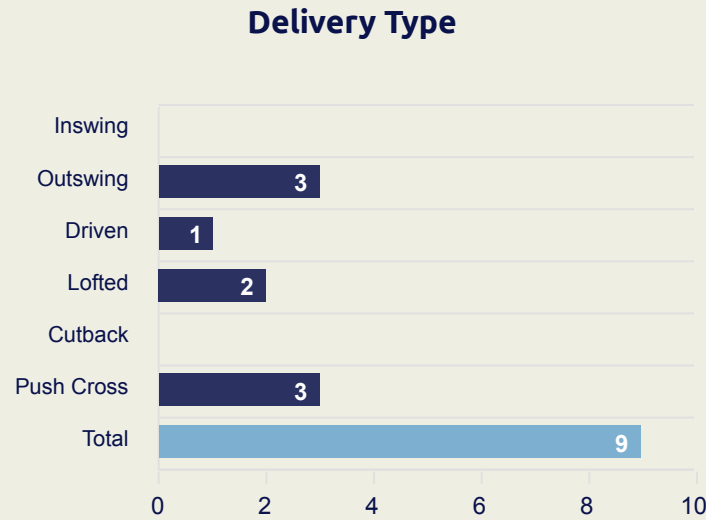
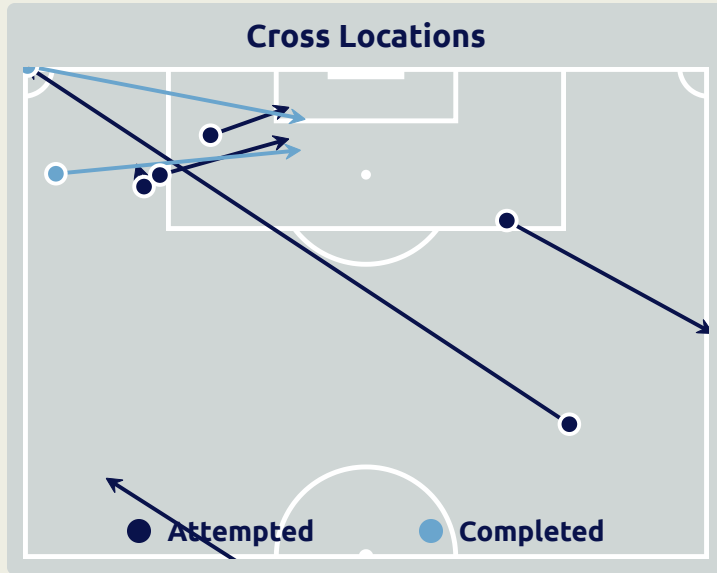
5

Attempts at Goal

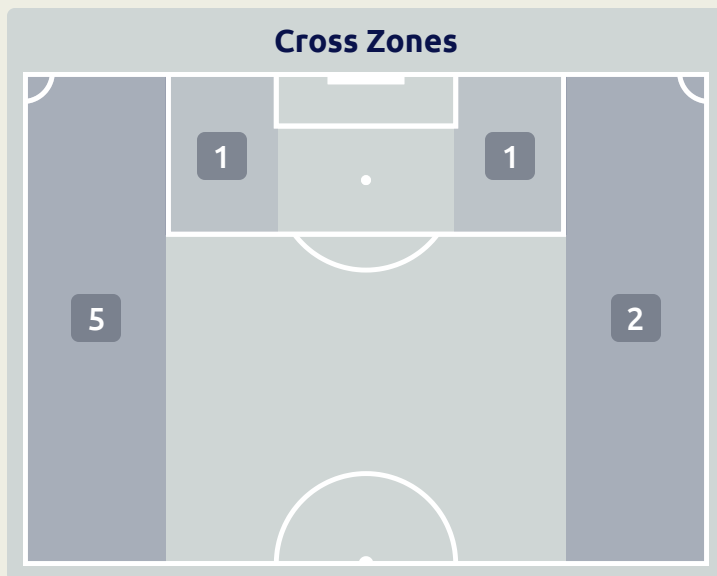


Time	Player	Outcome	Body Part	Delivery Type
18	8 MADMOUN Ilai	Incomplete - Blocked	Left Foot	Pass
23	15 ABED Tay	On Target - Saved	Left Foot	Pass
26	12 REVIVO Roy	Incomplete - Blocked	Right Foot	Pass
31	15 ABED Tay	On Target	Left Foot	Freekick
32	6 KANCEPOLSKY El Yam	Incomplete	Right Foot	Loose Ball
46	7 KHALAILI Anan	Off Target	Head	Pass
52	15 ABED Tay	Deflected Off Target - Defensive Event	Left Foot	Pass
92	3 ISRAELOV Or	Off Target	Left Foot	Ball Progression

Crosses (Open Play)



#	Player	Inswing	Outswing	Driven	Lofted	Cutback	Push Cross	Total Attempted
12	RODRIGUEZ Randall	0	0	0	0	0	0	0
2	BOSELLI Sebastian	0	0	0	0	0	0	0
5	DIAZ Fabricio	0	0	0	0	0	1	1
7	DUARTE Anderson	0	1	0	0	0	1	2
8	CHAGAS Rodrigo	0	0	0	1	0	0	1
10	GONZALEZ Franco	0	0	0	0	0	0	0
11	DE LOS SANTOS Juan	0	0	0	1	0	0	1
13	MATTURRO Alan	0	2	0	0	0	1	3
14	GARCIA Damian	0	0	1	0	0	0	1
15	SOSA Ignacio	0	0	0	0	0	0	0
16	GONZALEZ Facundo	0	0	0	0	0	0	0
6	DE RITIS Mathias	0	0	0	0	0	0	0
9	FERRARI Andres	0	0	0	0	0	0	0
18	HOMENCHENKO Santiago	0	0	0	0	0	0	0
20	SIRI Nicolas	0	0	0	0	0	0	0



Attempted

9

Completed

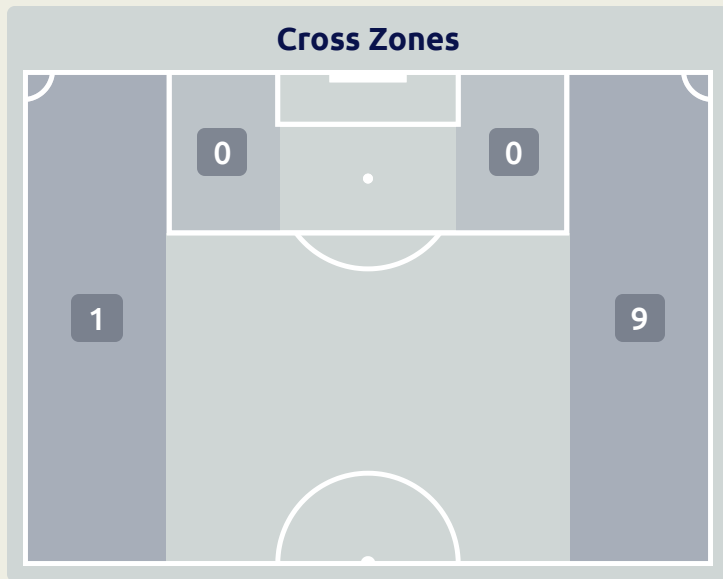
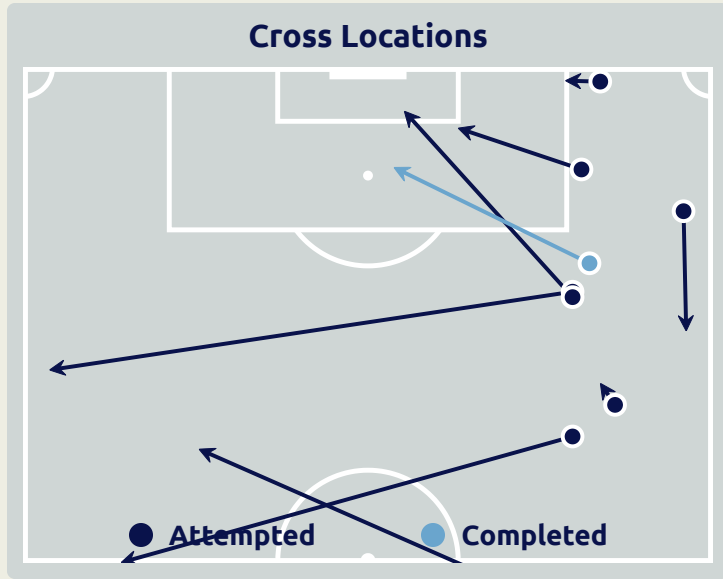
2

Most Crosses Attempted

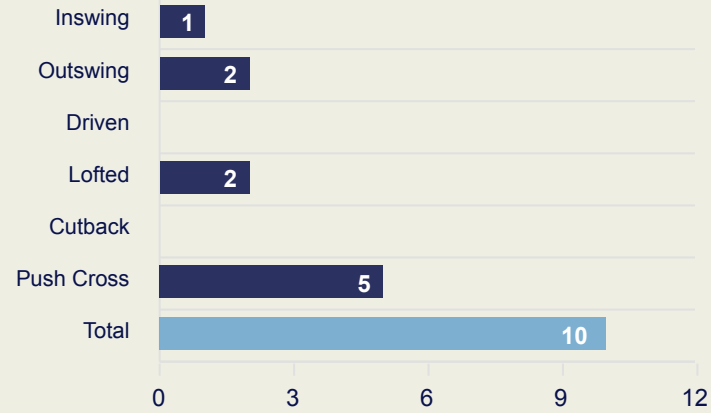
3

MATTURRO Alan
LEFT BACK

Crosses (Open Play)



Delivery Type



Attempted

10

Completed

1

Most Crosses Attempted

4

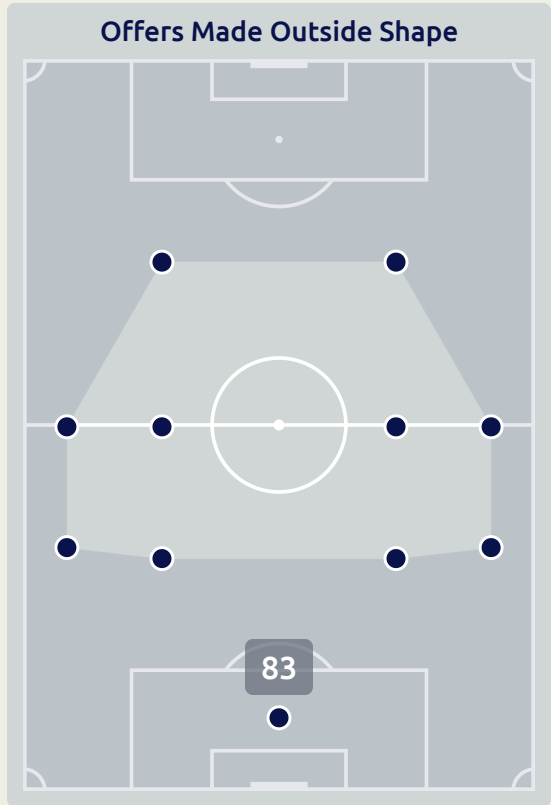
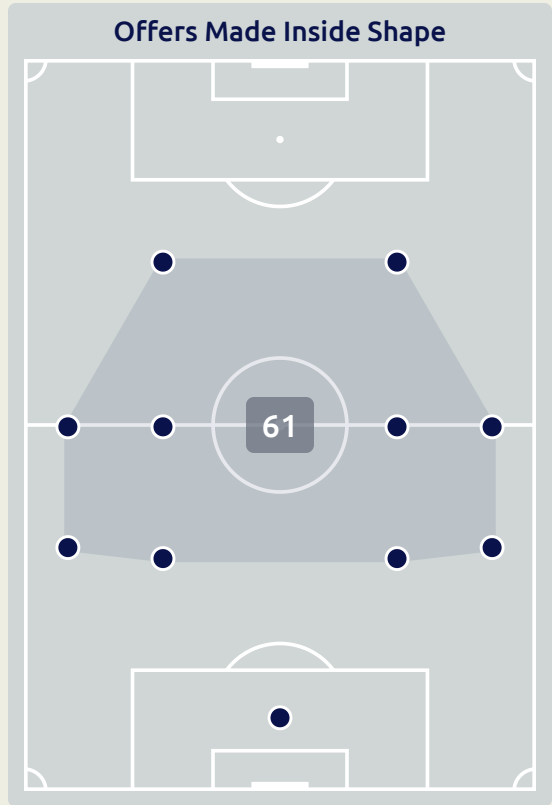
KHALAILI Anan

ATTACKING MIDFIELD RIGHT

#	Player	Inswing	Outswing	Driven	Lofted	Cutback	Push Cross	Total Attempted
1	ZARFATI Tomer	0	0	0	0	0	0	0
2	FEINGOLD Ilay	0	1	0	0	0	0	1
3	ISRAELOV Or	0	0	0	0	0	0	0
4	LEMKIN Stav	0	0	0	1	0	0	1
6	KANCEPOLSKY El Yam	0	0	0	0	0	0	0
7	KHALAILI Anan	0	0	0	0	0	4	4
8	MADMOUN Ilai	0	0	0	0	0	0	0
9	TURGEMAN Dor	0	0	0	0	0	0	0
11	SHIBLI Hamza	0	0	0	0	0	0	0
12	REVIVO Roy	0	0	0	1	0	0	1
15	ABED Tay	0	0	0	0	0	0	0
13	BEN HAROSH Noam	1	1	0	0	0	0	2
14	NAVI Roy	0	0	0	0	0	0	0
16	BINYAMIN Ran	0	0	0	0	0	0	0
17	SENIOR Omer	0	0	0	0	0	1	1
20	IBRAHIM Ahmad	0	0	0	0	0	0	0



Offering to Receive



#	Player	Offers Made	Offers Received	% Made & Received
12	RODRIGUEZ Randall	9	3	33.3%
2	BOSELLI Sebastian	1	0	0%
5	DIAZ Fabricio	17	9	52.9%
7	DUARTE Anderson	14	5	35.7%
8	CHAGAS Rodrigo	2	0	0%
10	GONZALEZ Franco	35	7	20%
11	DE LOS SANTOS Juan	17	3	17.6%
13	MATTURRO Alan	19	7	36.8%
14	GARCIA Damian	4	1	25%
15	SOSA Ignacio	10	5	50%
16	GONZALEZ Facundo	3	2	66.7%
6	DE RITIS Mathias	2	0	0%
9	FERRARI Andres	4	2	50%
18	HOMENCHENKO Santiago	6	0	0%
20	SIRI Nicolas	1	0	0%



Offering to Receive

459

Total Offers Made

128

Total Offers Received

Most Offers

67

SHIBLI Hamza
 ATTACKING MIDFIELD LEFT

191

Offers Made in Final Third

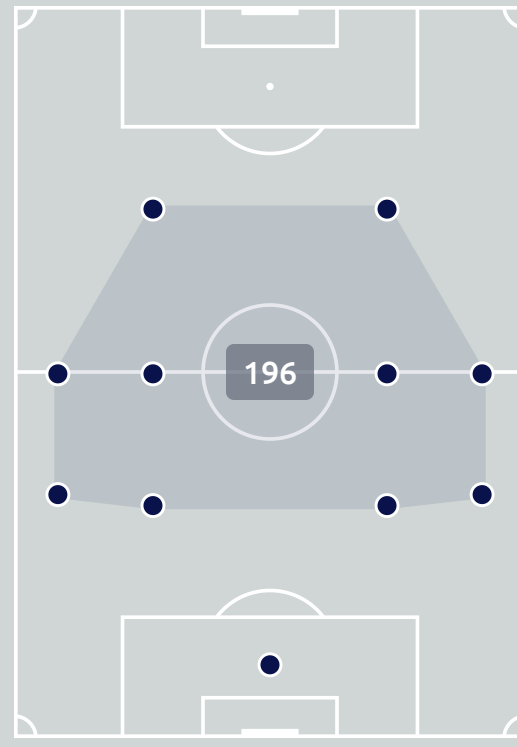
207

Offers Made in Middle Third

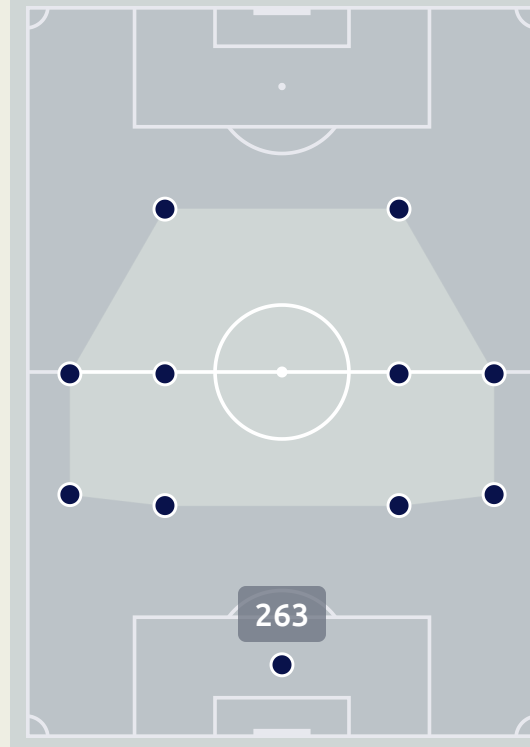
61

Offers Made in Defensive Third

Offers Made Inside Shape



Offers Made Outside Shape

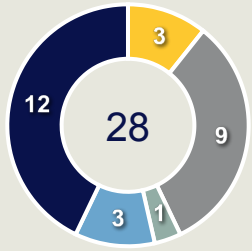


#	Player	Offers Made	Offers Received	% Made & Received
1	ZARFATI Tomer	7	1	14.3%
2	FEINGOLD Ilay	35	11	31.4%
3	ISRAELOV Or	16	13	81.2%
4	LEMKIN Stav	6	1	16.7%
6	KANCEPOLSKY El Yam	43	15	34.9%
7	KHALAILI Anan	33	8	24.2%
8	MADMOUN Ilai	66	19	28.8%
9	TURGEMAN Dor	28	8	28.6%
11	SHIBLI Hamza	67	15	22.4%
12	REVIVO Roy	29	11	37.9%
15	ABED Tay	34	7	20.6%
13	BEN HAROSH Noam	13	2	15.4%
14	NAVI Roy	6	1	16.7%
16	BINYAMIN Ran	29	5	17.2%
17	SENIOR Omer	12	2	16.7%
20	IBRAHIM Ahmad	35	9	25.7%

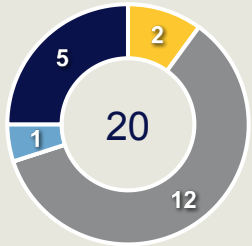
Movement to Receive

Movement Types by Phase

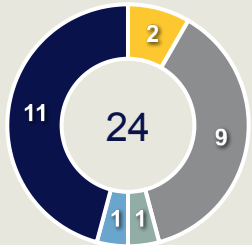
Final Third Phase



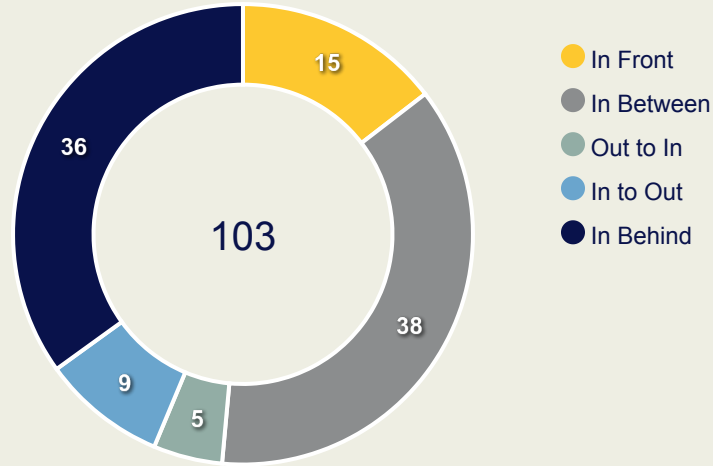
Progression Phase



Build Up Phase



All Movement Types

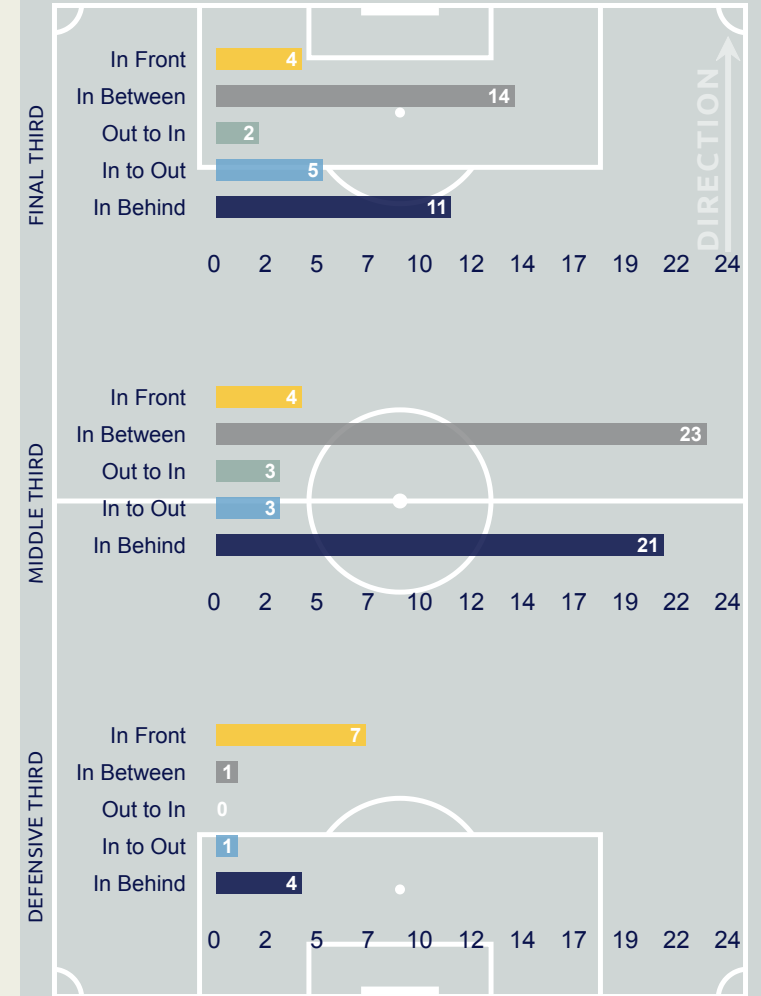


- In Front
- In Between
- Out to In
- In to Out
- In Behind

Top Ranked Players

Type	Player	Movements
In Front	10 GONZALEZ Franco	4
In Between	5 DIAZ Fabricio	8
Out to In	13 MATTURRO Alan	2
In to Out	10 GONZALEZ Franco	3
In Behind	10 GONZALEZ Franco	13

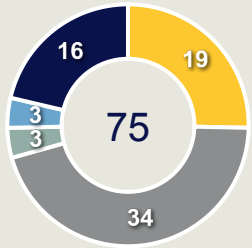
Movement Types Pitch Third



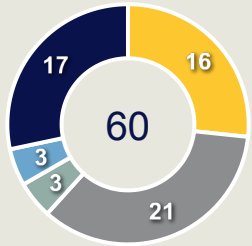
Movement to Receive

Movement Types by Phase

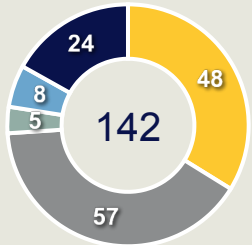
Final Third Phase



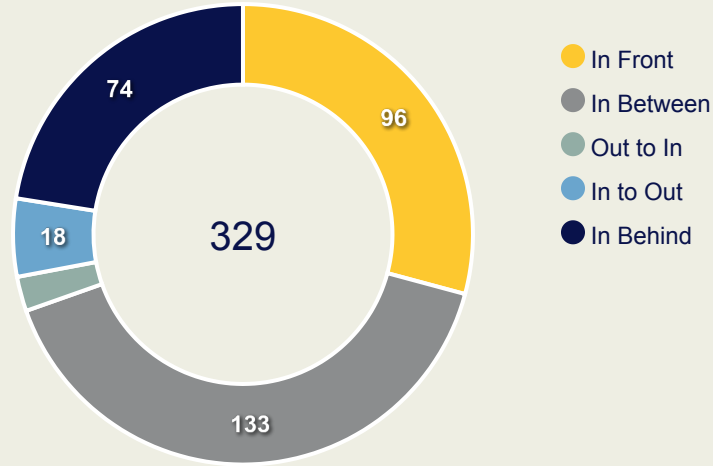
Progression Phase



Build Up Phase



All Movement Types

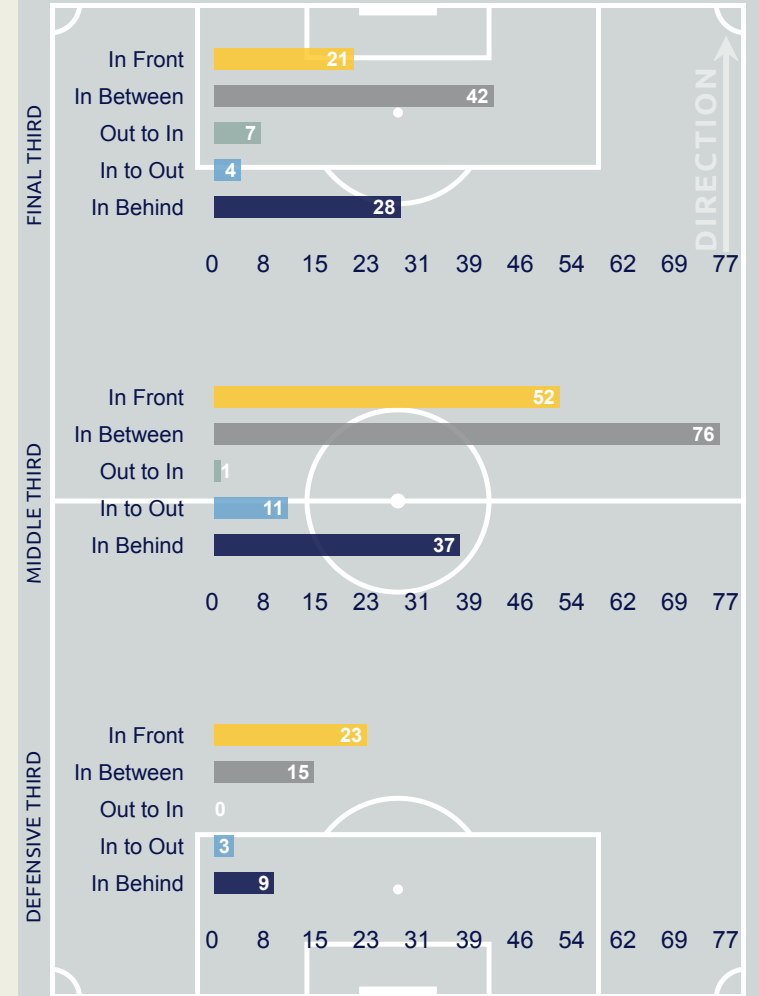


- In Front
- In Between
- Out to In
- In to Out
- In Behind

Top Ranked Players

Type	Player	Movements
In Front	6 KANCEPOLSKY El Yam	22
In Between	8 MADMOUN Ilai	34
Out to In	11 SHIBLI Hamza	4
In to Out	20 IBRAHIM Ahmad	8
In Behind	7 KHALAILI Anan	18

Movement Types Pitch Third

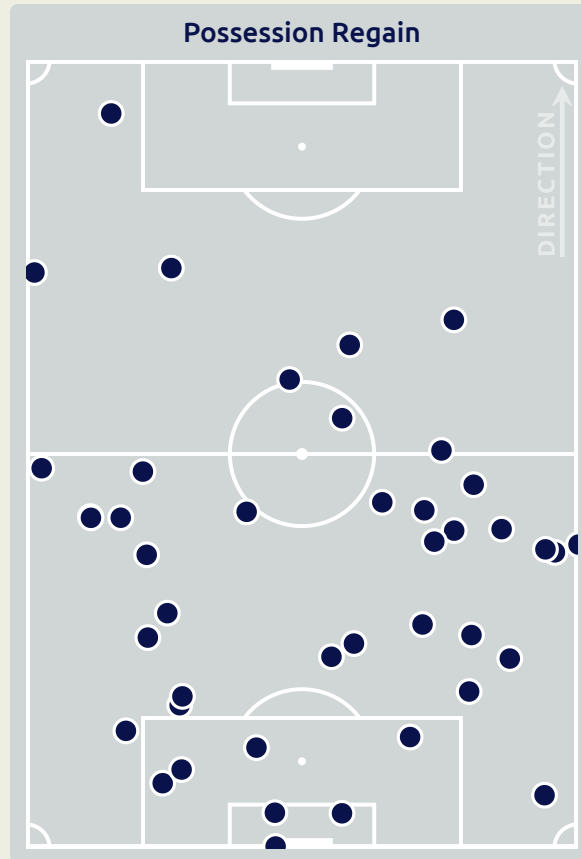
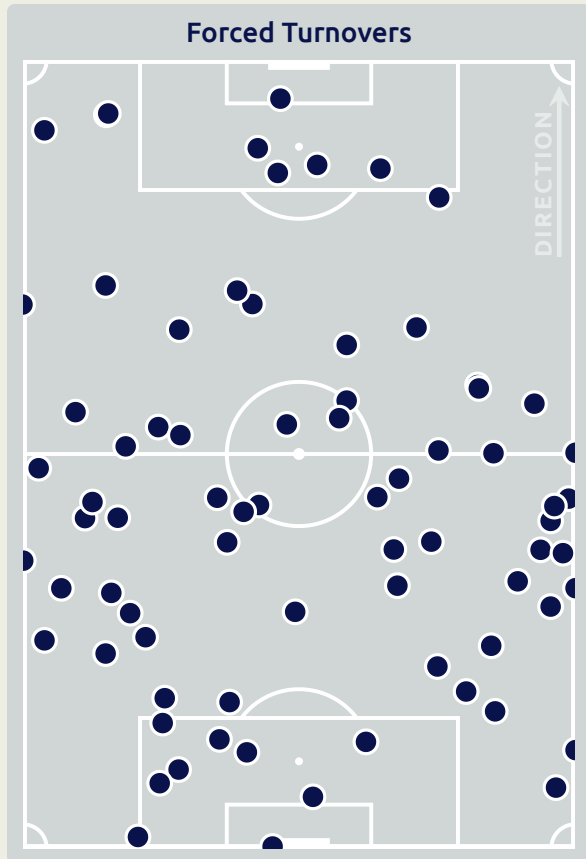


OUT OF POSSESSION

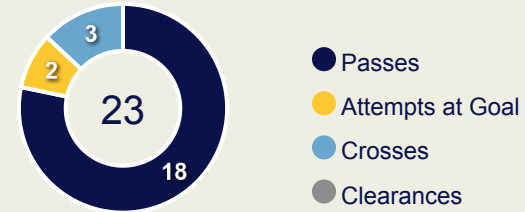


Uruguay v Israel

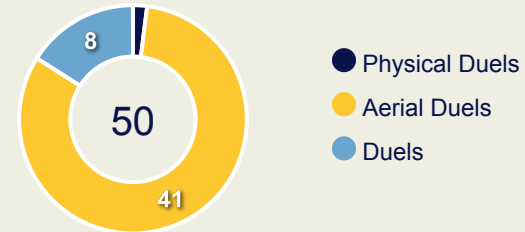
Defensive Actions



Blocks



Possession Contests

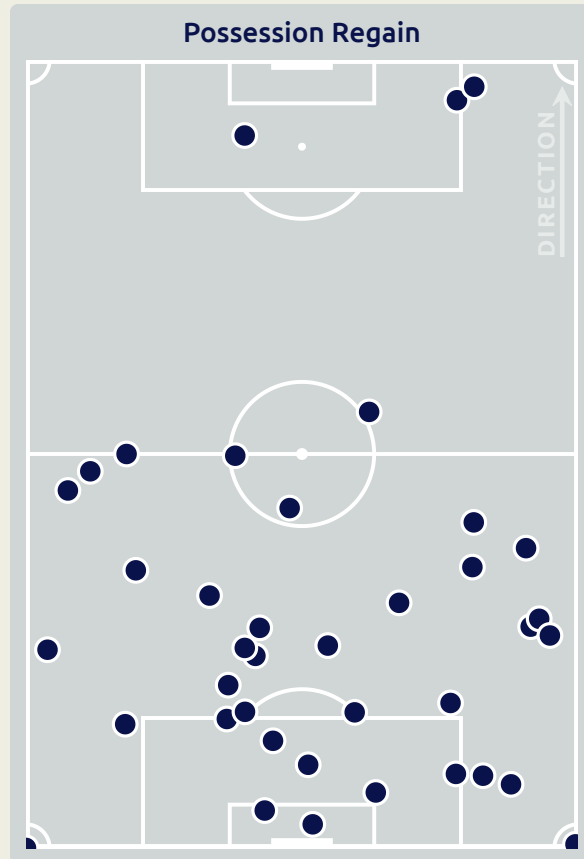
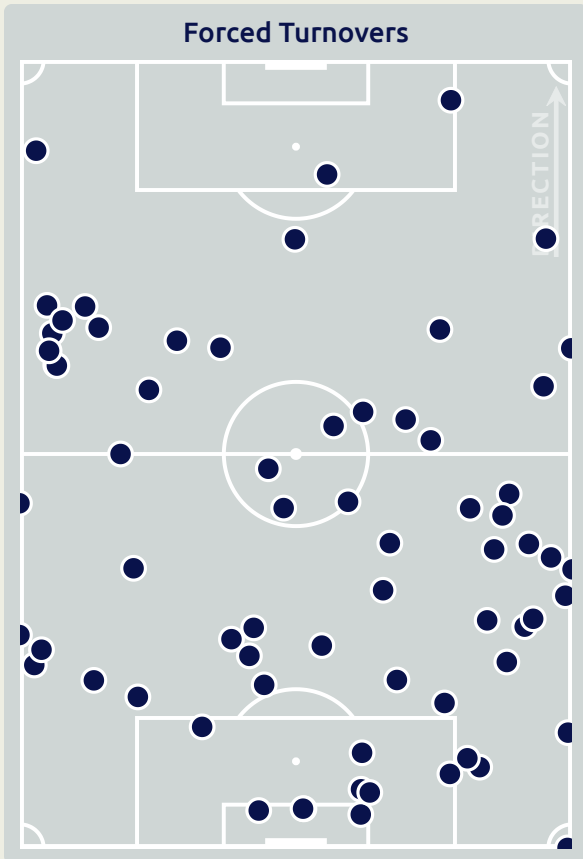


Most Possession Regains

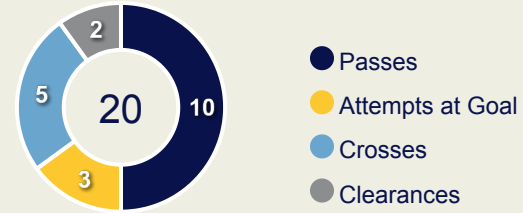
7
GARCIA Damian
DEFENSIVE MIDFIELD CENTRE

#	Player	Total Possession Regains
12	RODRIGUEZ Randall	5
2	BOSELLI Sebastian	5
5	DIAZ Fabricio	4
7	DUARTE Anderson	0
8	CHAGAS Rodrigo	6
10	GONZALEZ Franco	3
11	DE LOS SANTOS Juan	3
13	MATTURRO Alan	6
14	GARCIA Damian	7
15	SOSA Ignacio	3
16	GONZALEZ Facundo	4
6	DE RITIS Mathias	1
9	FERRARI Andres	2
18	HOMENCHENKO Santiago	1
20	SIRI Nicolas	0

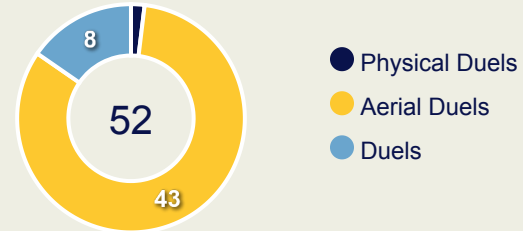
Defensive Actions



Blocks



Possession Contests

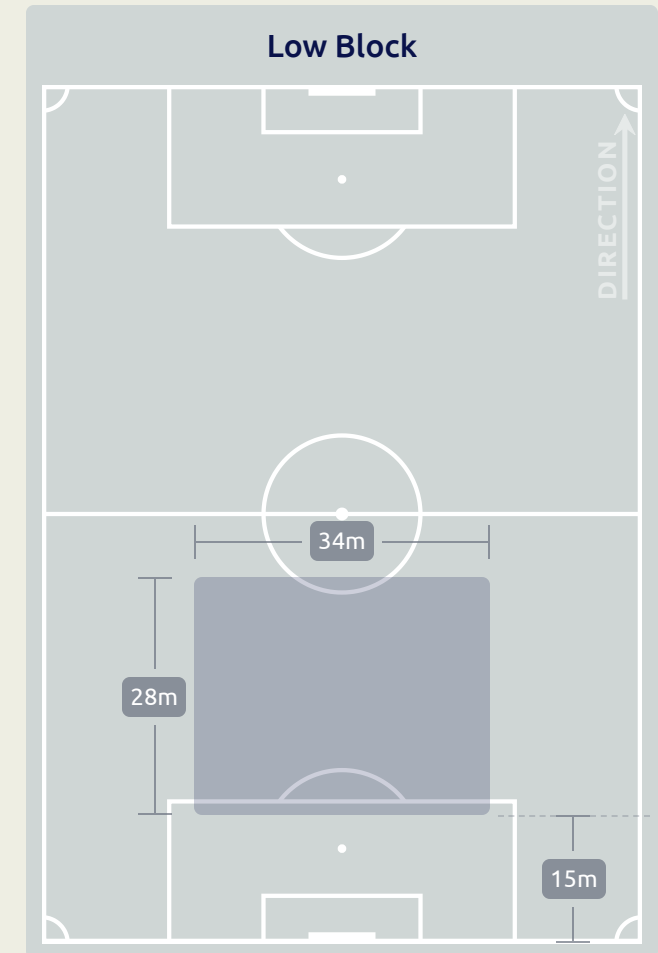
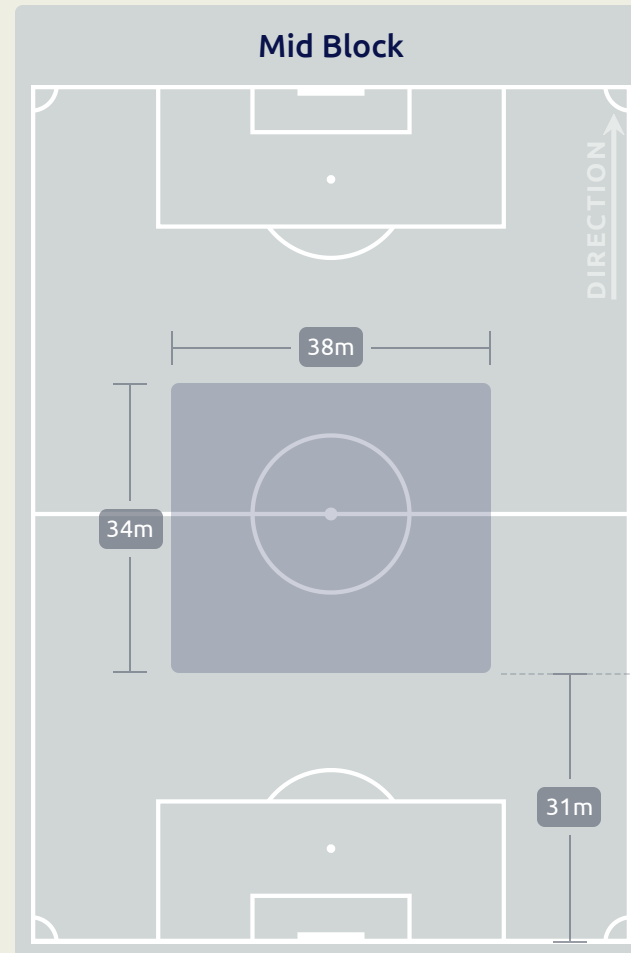
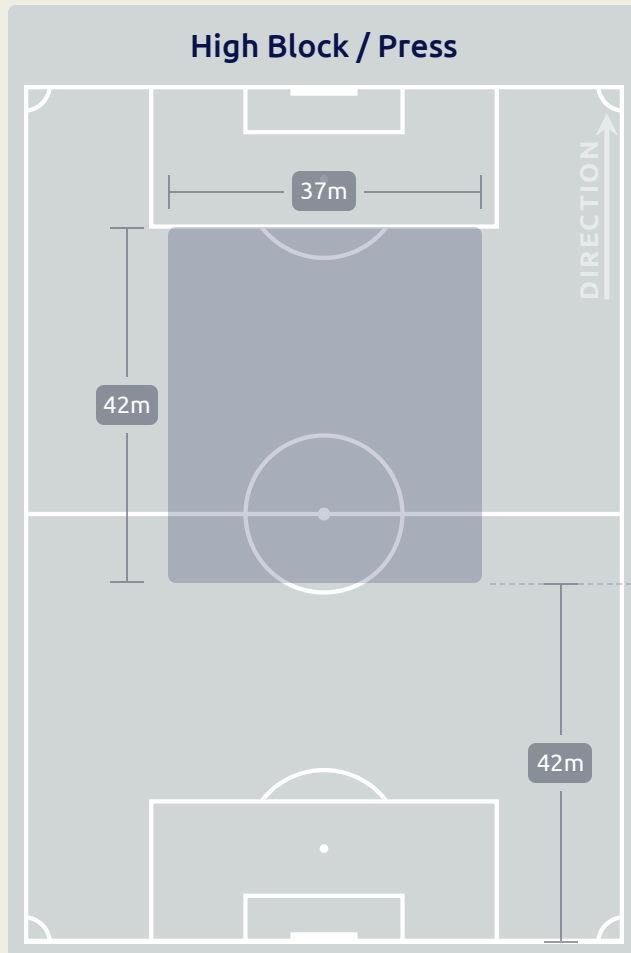


Most Possession Regains

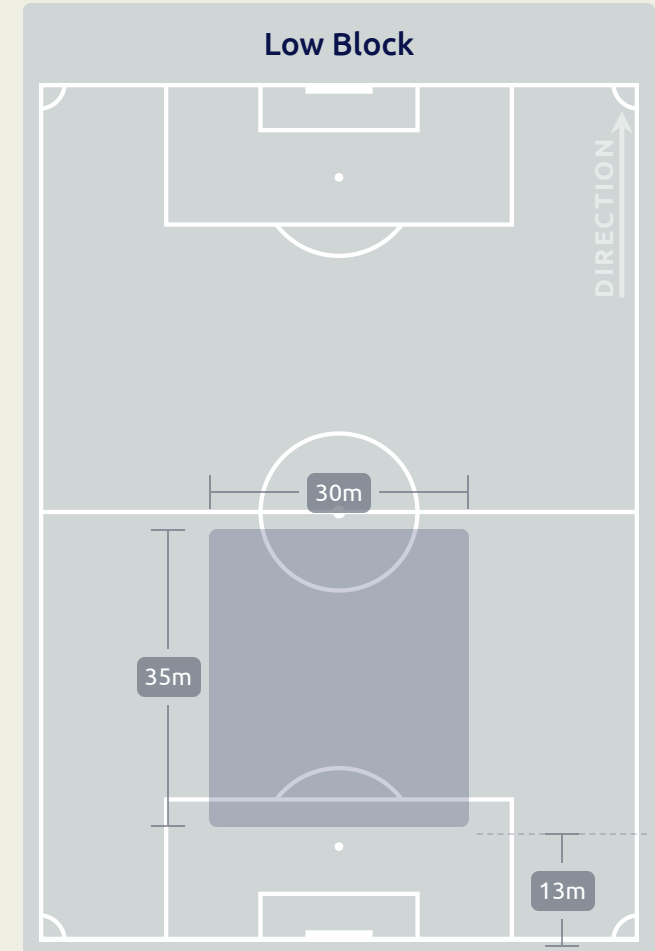
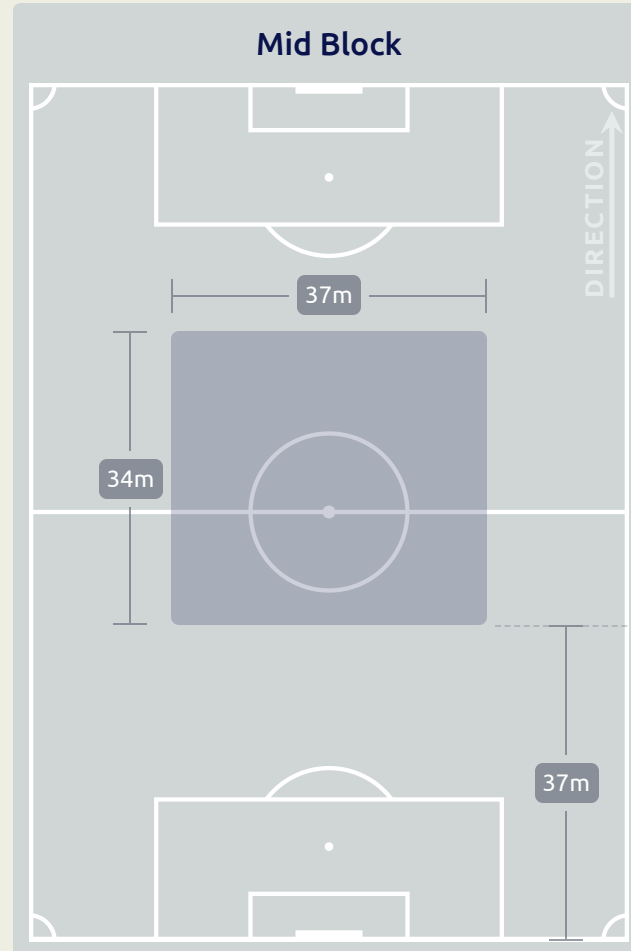
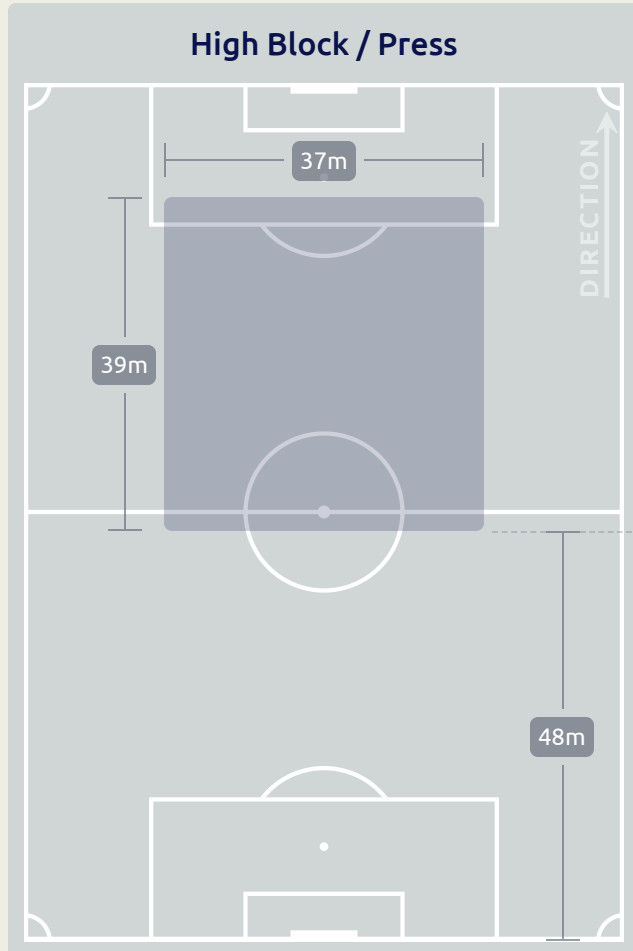
7
LEMKIN Stav
RIGHT CENTRE BACK

#	Player	Total Possession Regains
1	ZARFATI Tomer	6
2	FEINGOLD Ilay	5
3	ISRAELOV Or	6
4	LEMKIN Stav	7
6	KANCEPOLSKY El Yam	3
7	KHALAILI Anan	0
8	MADMOUN Ilay	2
9	TURGEMAN Dor	0
11	SHIBLI Hamza	0
12	REVIVO Roy	5
15	ABED Tay	2
13	BEN HAROSH Noam	5
14	NAVI Roy	2
16	BINYAMIN Ran	1
17	SENIOR Omer	4
20	IBRAHIM Ahmad	0


Defensive Line Height & Team Length



Defensive Line Height & Team Length



Defensive Pressure



261	Total Pressures	129
67	Direct Pressures	36
1.52s	Avg Pressure Duration	1.92s
75	Forced Turnovers	68
12.78s	Ball Recovery Time	6.59s
119	Pushing on into Pressing	31
225	Pushing on	96
30	Pressing Direction Inside	13
172	Pressing Direction Outside	73

Most Direct Pressures

10

GONZALEZ Franco
RIGHT WINGER

Most Direct Pressures

6

LEMKIN Stav
RIGHT CENTRE BACK



GOALKEEPING

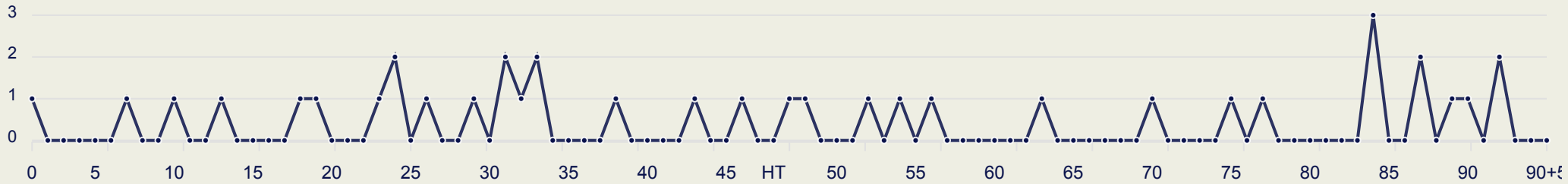


Uruguay v Israel

Goalkeeping Involvement



Uruguay GK Involvement Timeline

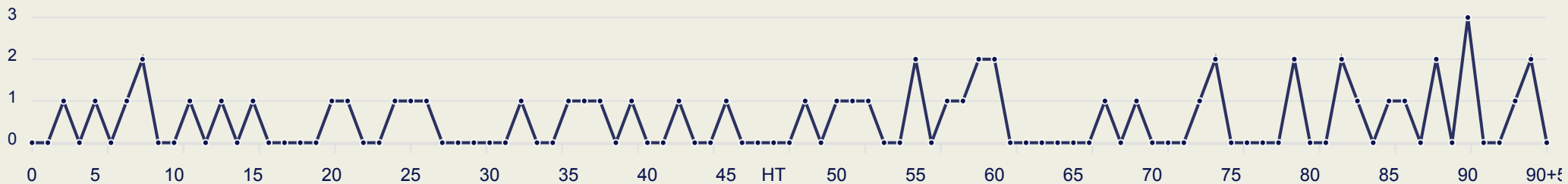


38

Total Involvements



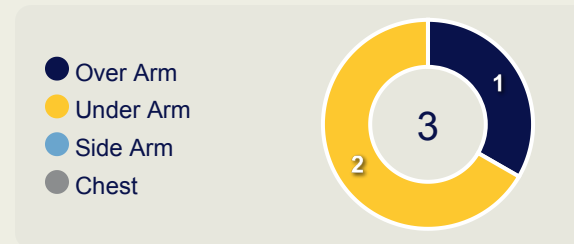
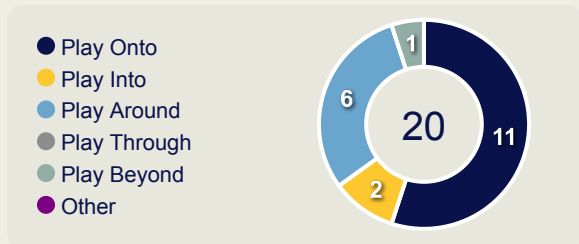
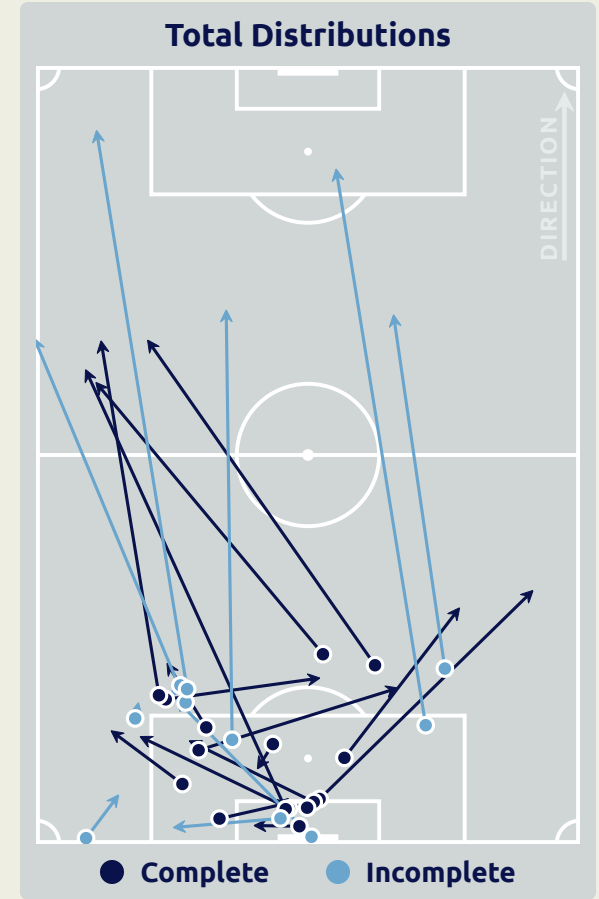
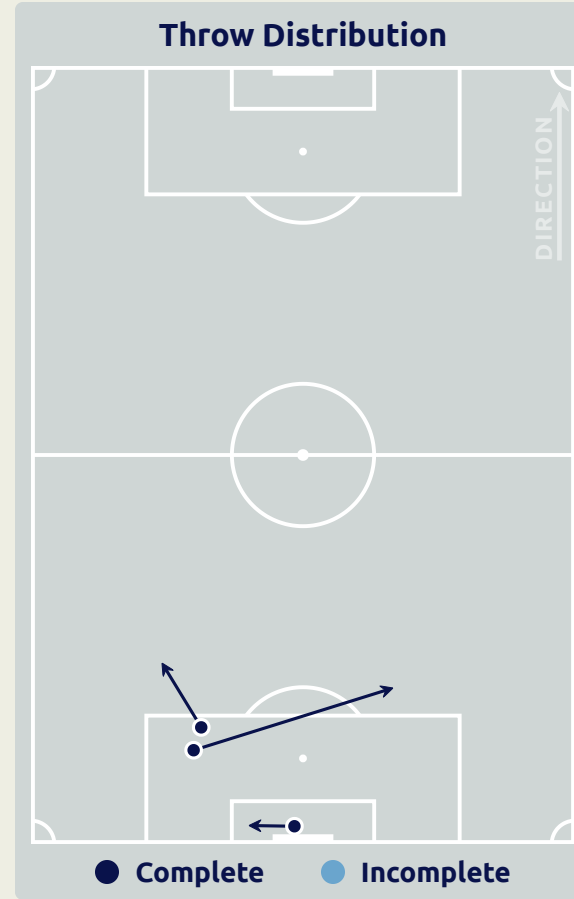
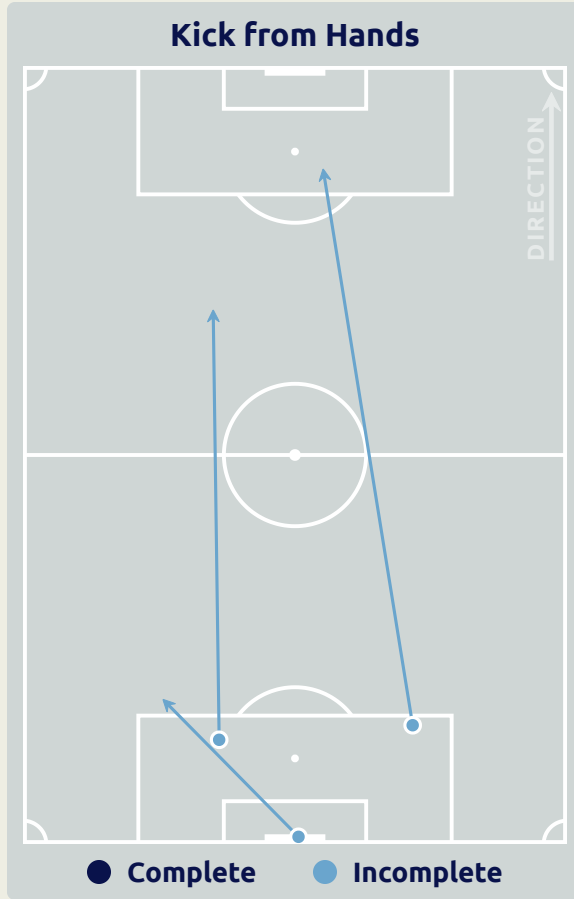
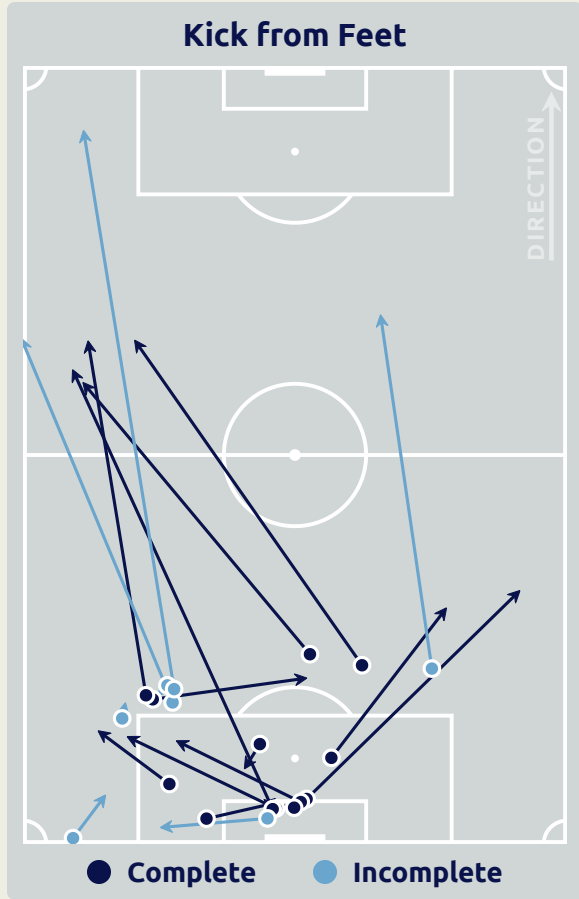
Israel GK Involvement Timeline



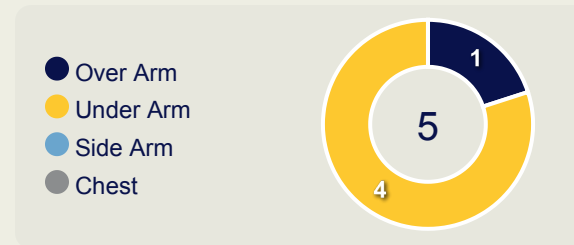
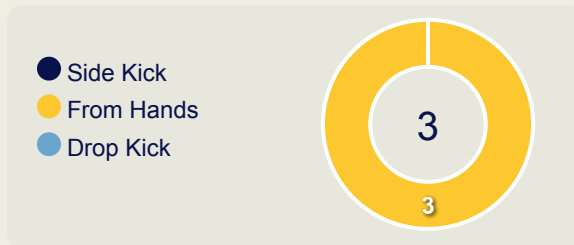
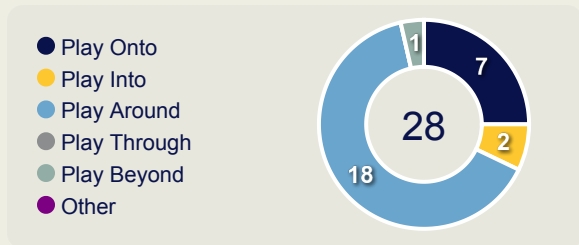
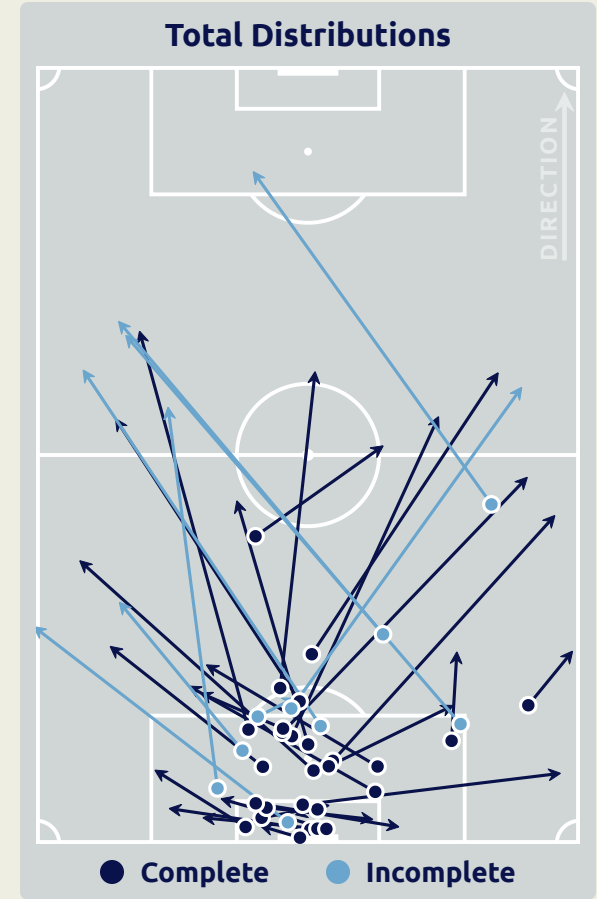
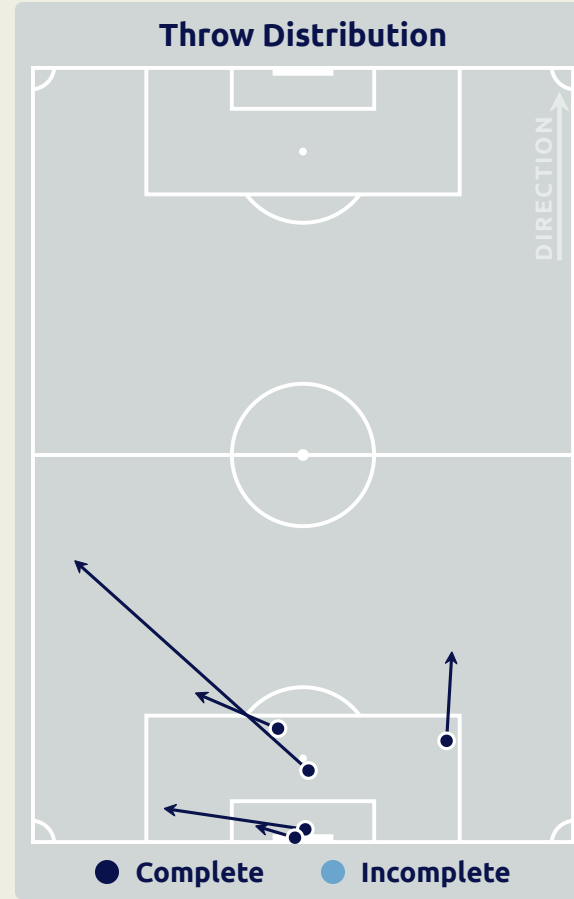
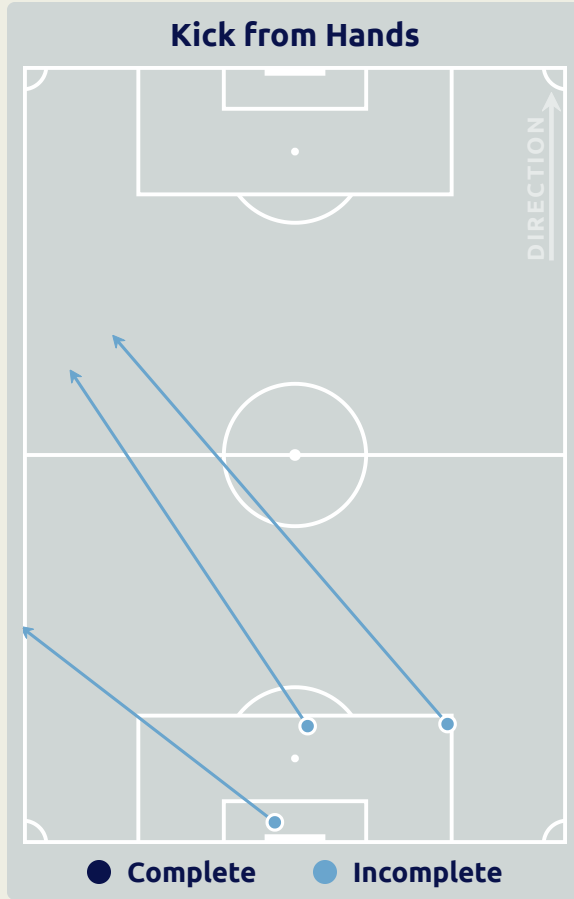
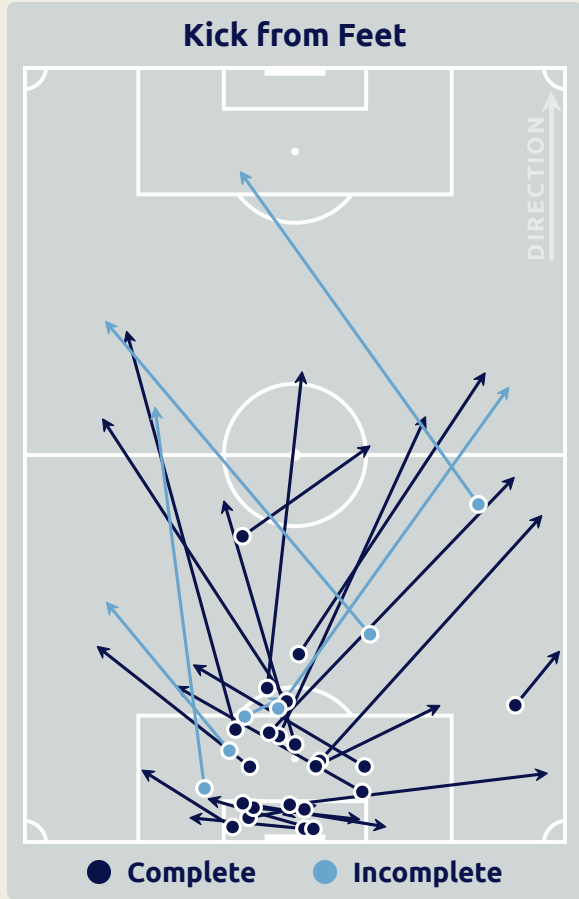
52

Total Involvements

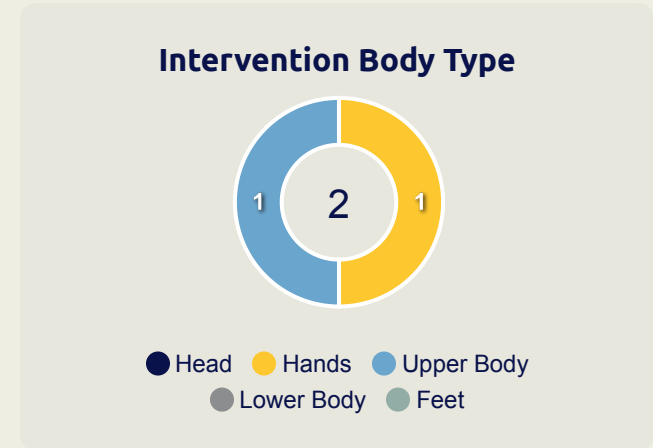
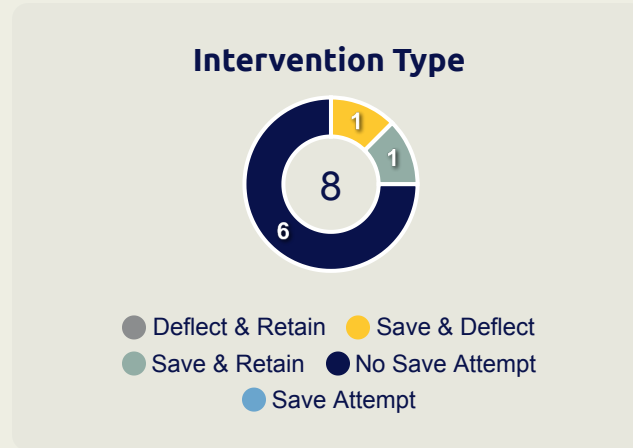
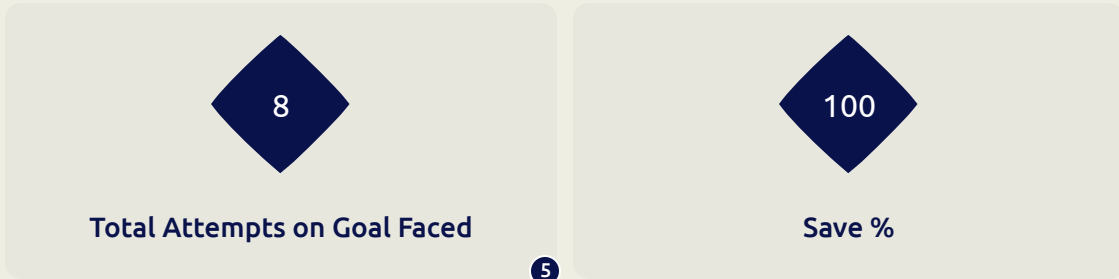
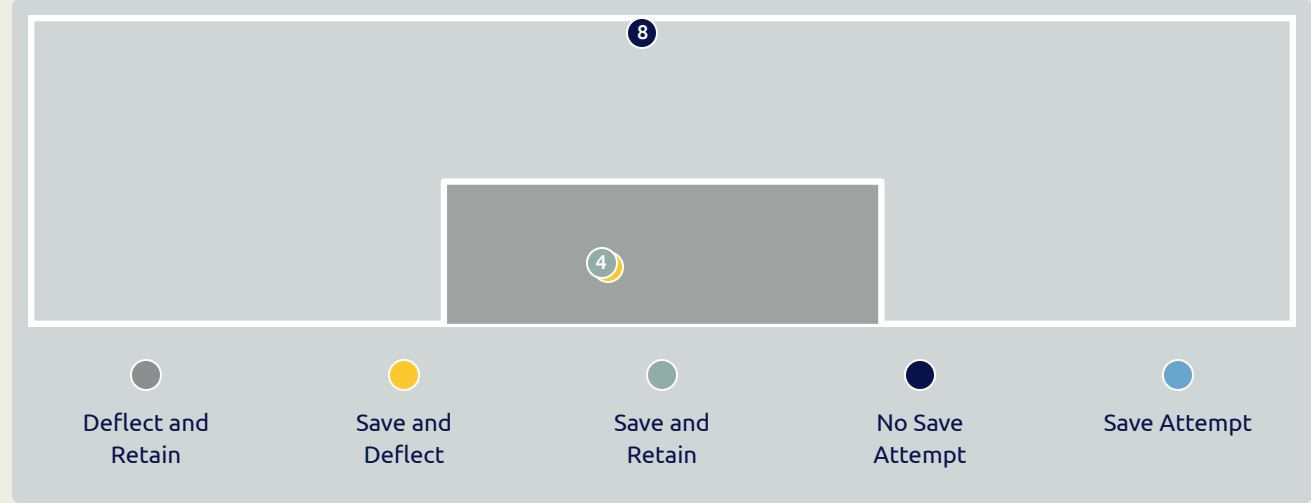
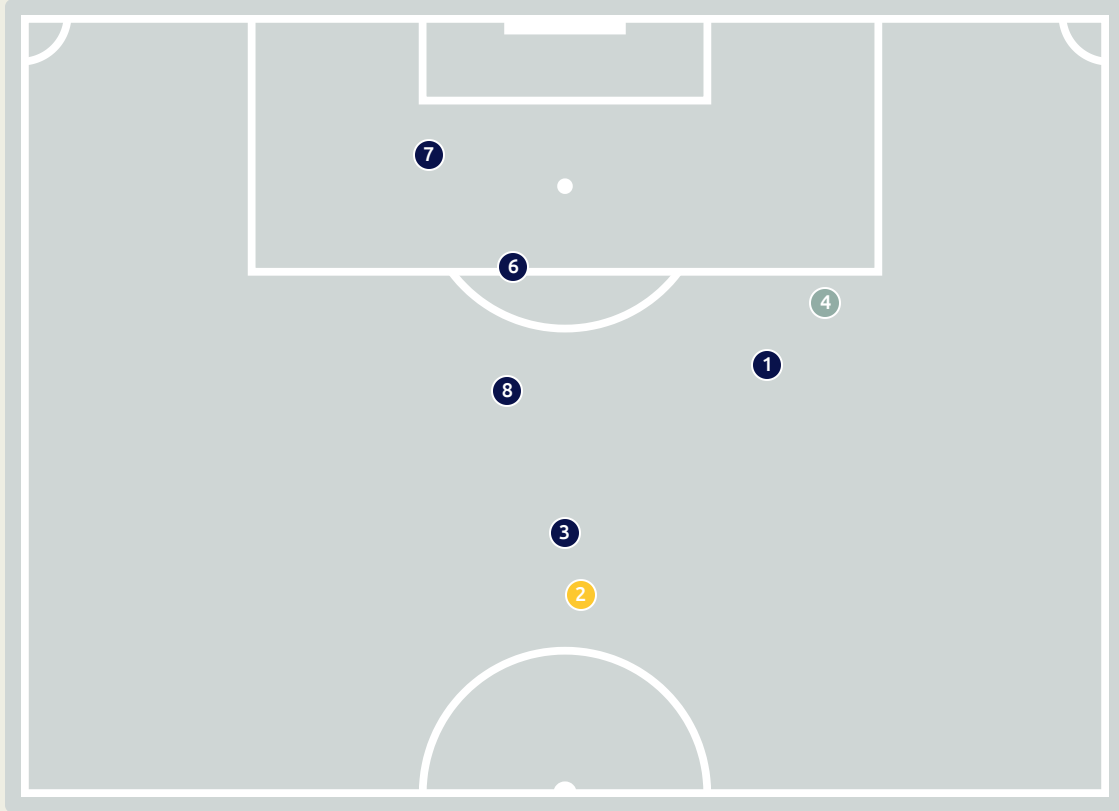
Goalkeeping Distribution



Goalkeeping Distribution

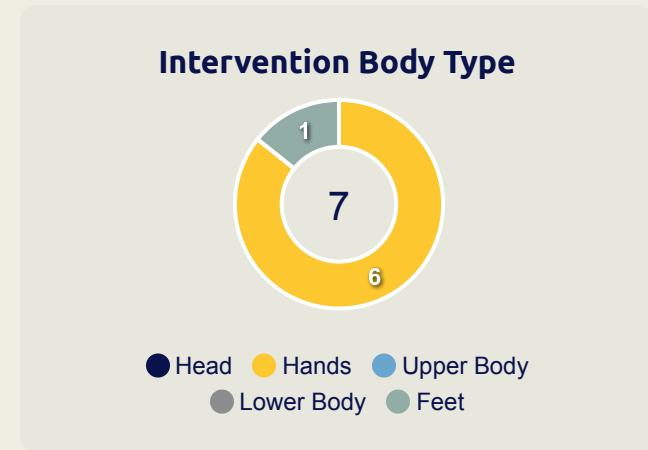
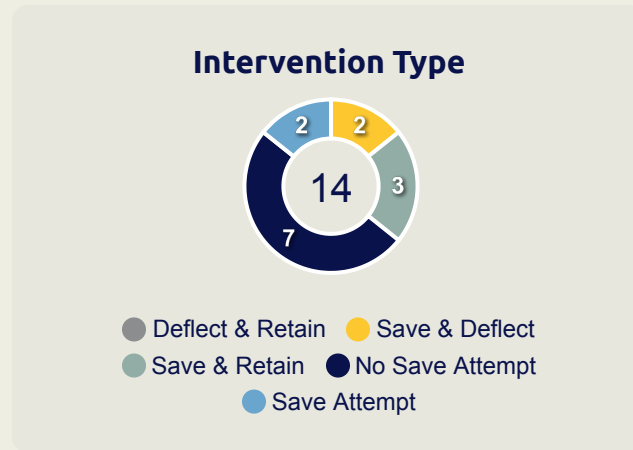
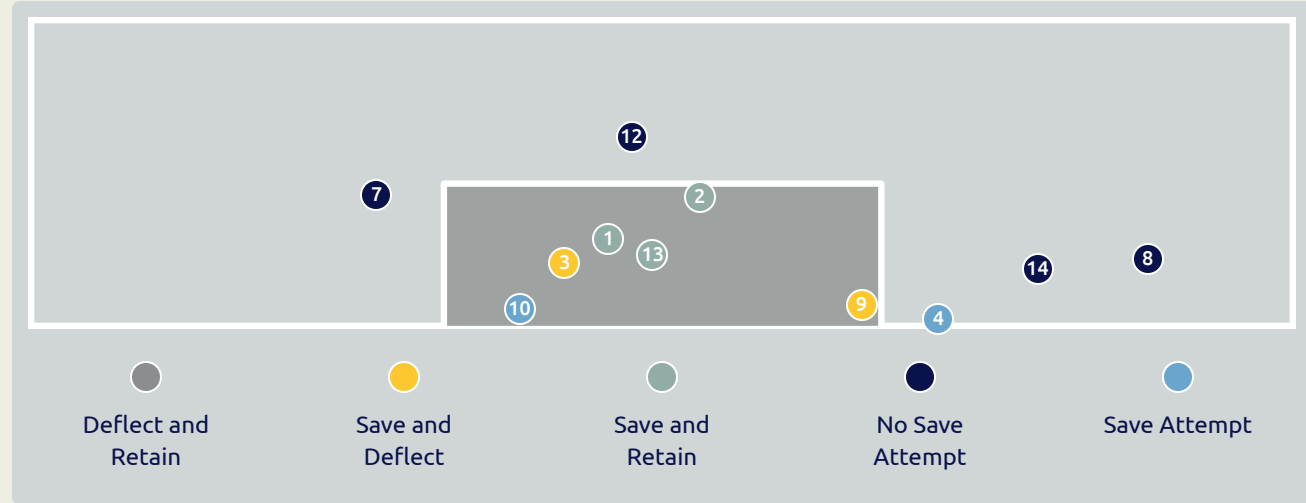
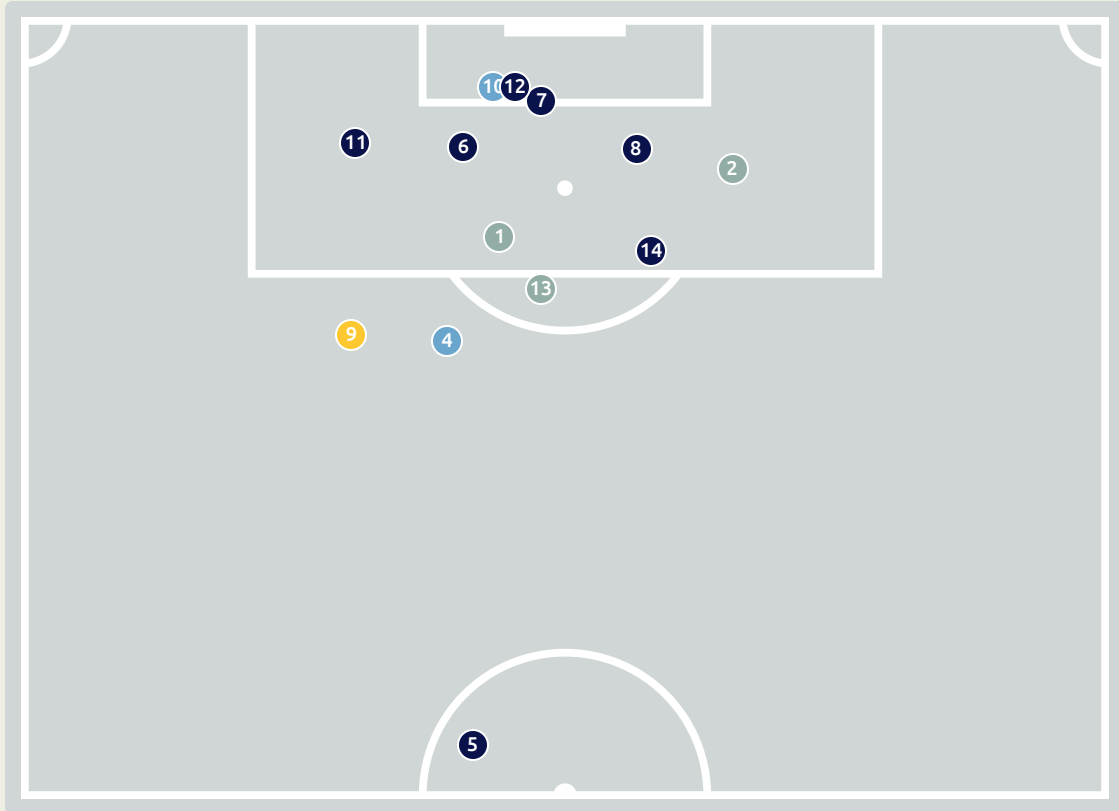


Goal Prevention



Total Attempts on Goal Faced	Total Goal Interventions	Save & Retain	Deflect & Retain	Save & Deflect	Save Attempt	No Save Attempt
8	2	1	0	1	0	6

Goal Prevention

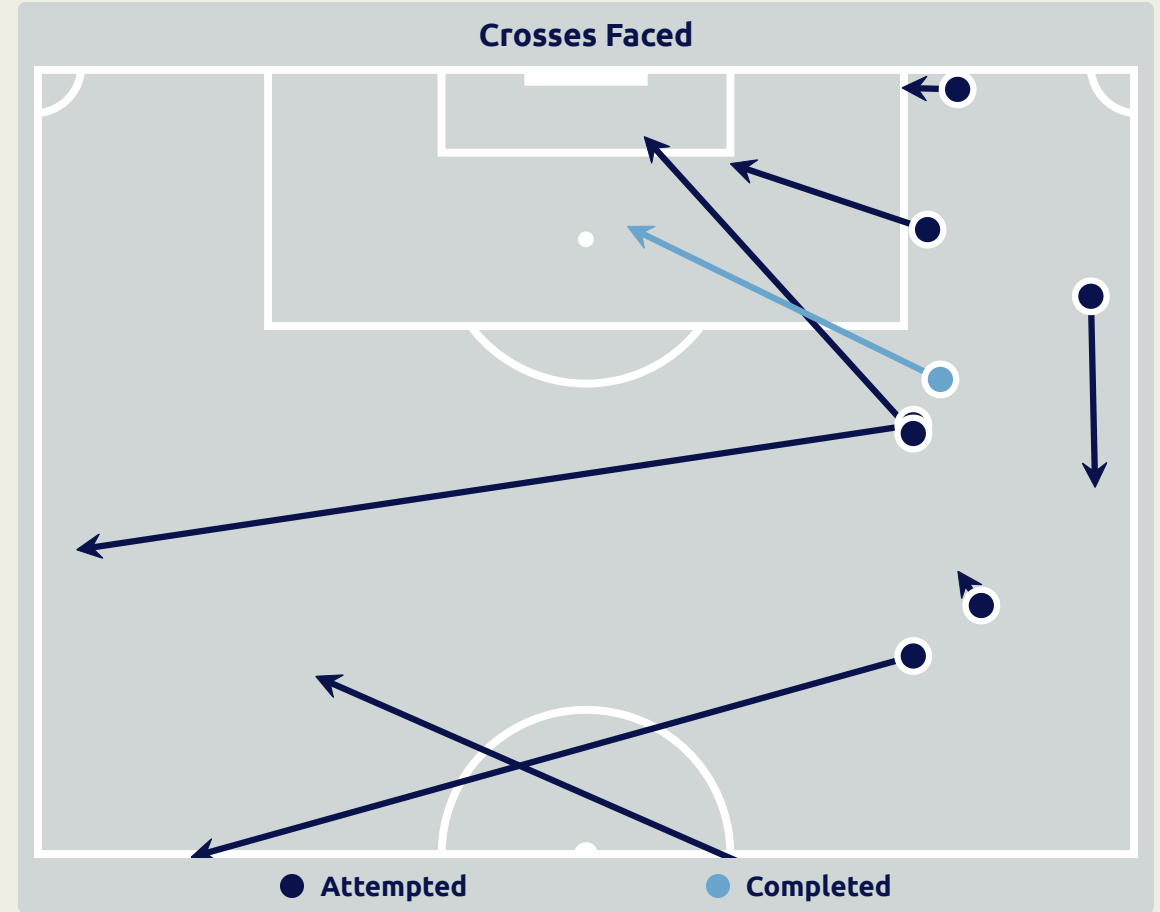
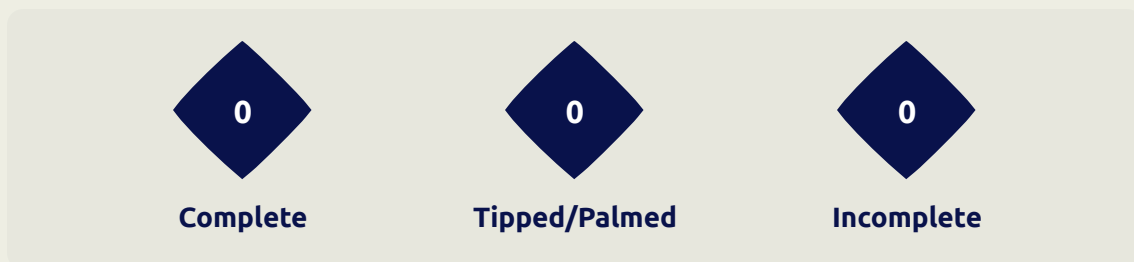


14
Total Attempts on Goal Faced

83
Save %

Total Attempts on Goal Faced	Total Goal Interventions	Save & Retain	Deflect & Retain	Save & Deflect	Save Attempt	No Save Attempt
14	5	3	0	2	2	7

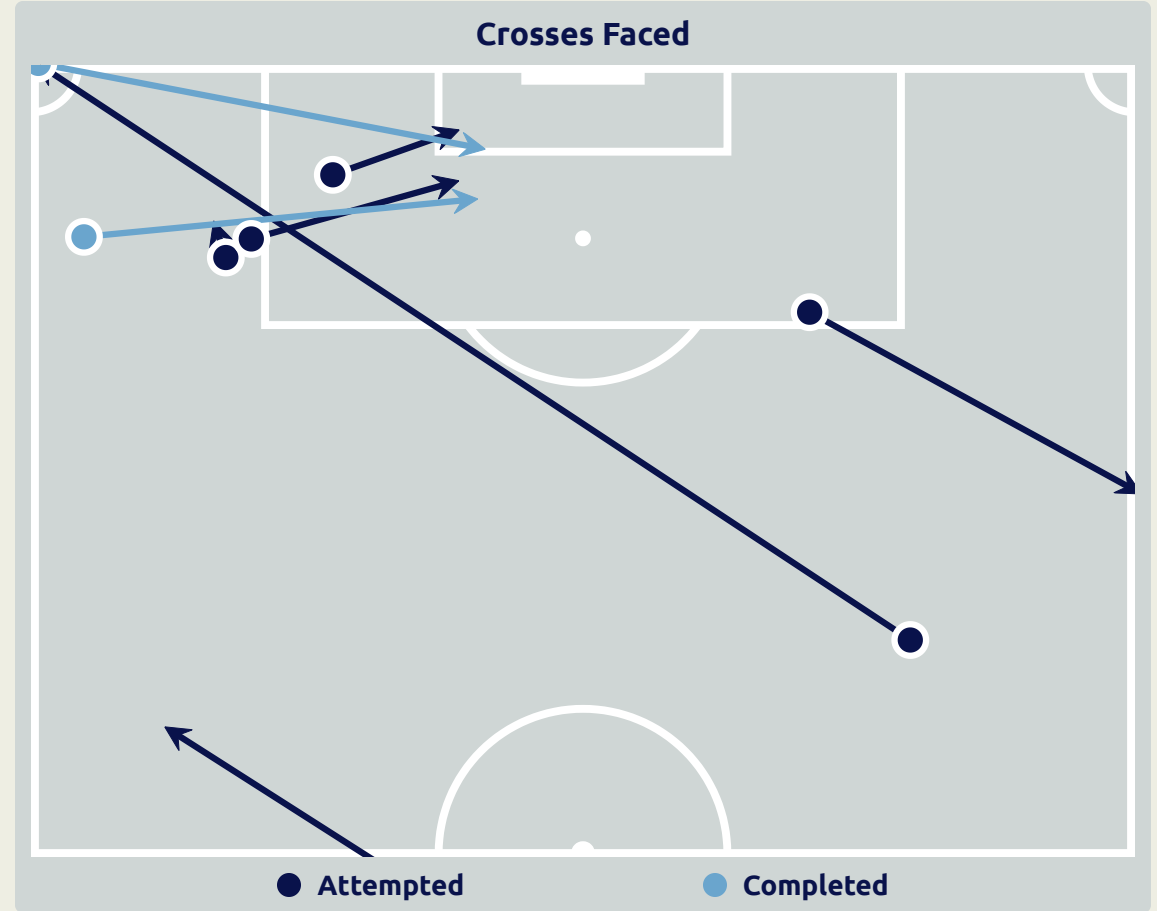
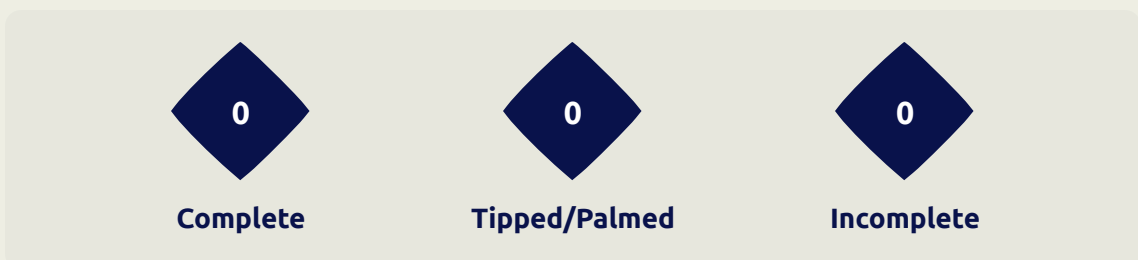
Aerial Control



Delivery Types Faced

Total	In Swing	Out Swing	Driven	Lofted	Cutback	Push
12	2	3	0	2	0	5

Aerial Control



Delivery Types Faced

Total	In Swing	Out Swing	Driven	Lofted	Cutback	Push
18	4	6	1	4	0	3

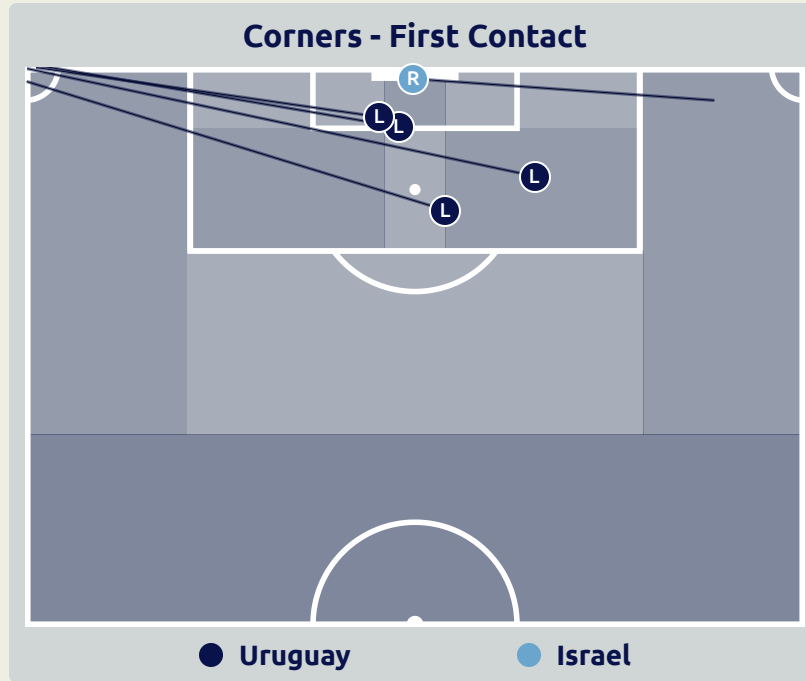
SET PLAYS



Uruguay v Israel



Set Plays - Corners



Delivery Type	From Left Side	From Right Side	Total
Direct to Area	4	1	5
Short	0	0	0
Edge of Penalty Area	0	0	0

Delivery Style	Total
Inswing	2
Outswing	1
Driven	0

Free Kicks	
Type	Total
Direct	19
Direct (on target)	0
Direct (off target)	0
Indirect	1



Top 5 Player First Contacts		
Player	Team	Total
BOSELLI Sebastian	Uruguay	2
MATTURRO Alan	Uruguay	1
GONZALEZ Facundo	Uruguay	1
ZARFATI Tomer	Israel	1

Israel



Set Plays - Corners

53

Total Set Plays

23

Total Free Kicks

0

Total Penalties

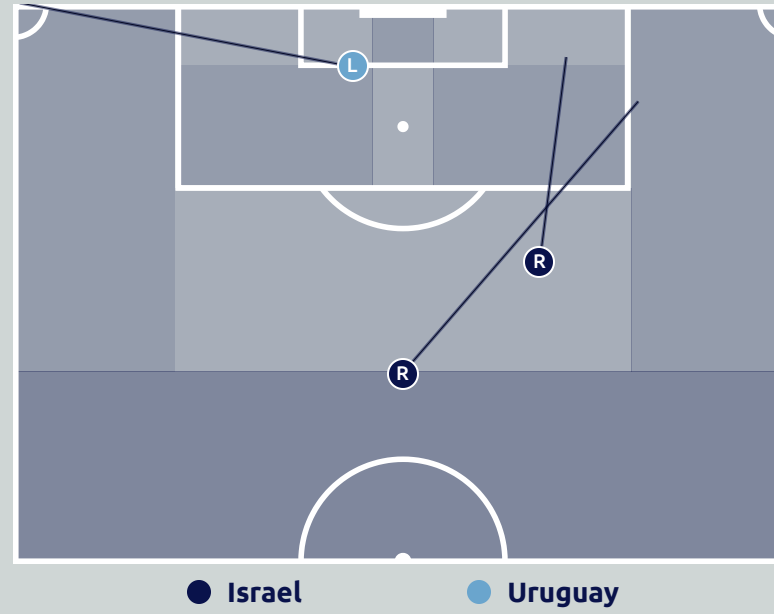
3

Total Corners

27

Total Throw Ins

Corners - First Contact



Delivery Type	From Left Side	From Right Side	Total
Direct to Area	1	0	1
Short	0	2	2
Edge of Penalty Area	0	0	0

Delivery Style	Total
Inswing	1
Outswing	0
Driven	0

Free Kicks

Type	Total
Direct	23
Direct (on target)	1
Direct (off target)	0
Indirect	0

First Contacts on Israel Crosses

2

By Israel

1

By Uruguay

Top 5 Player First Contacts

Player	Team	Total
MADMOUN Ilai	Israel	1
REVIVO Roy	Israel	1
MATTURRO Alan	Uruguay	1

INDIVIDUAL DATA IN POSSESSION



Uruguay v Israel

In Possession - Distributions



#	Player	Passes Attempted	Passes Completed	Pass Completion %	Switches of Play	Crosses Attempted	Crosses Completed	Line Breaks Attempted	Line Breaks Completed	Line Break Completion %	Ball Progressions	Take Ons	Step Ins	Attempts at Goal	Goals
12	RODRIGUEZ Randall	26	16	62%	0	0	0	8	4	50%	0	0	0	0	0
2	BOSELLI Sebastian	20	15	75%	0	0	0	4	2	50%	1	0	1	2	0
5	DIAZ Fabricio	27	21	78%	0	10	8	7	3	42%	1	1	0	0	0
7	DUARTE Anderson	9	7	78%	0	2	0	1	1	100%	1	1	0	4	1
8	CHAGAS Rodrigo	34	22	65%	0	1	0	18	10	55%	1	1	0	0	0
10	GONZALEZ Franco	8	7	88%	0	0	0	2	2	100%	4	3	1	1	0
11	DE LOS SANTOS Juan	10	8	80%	0	1	0	1	0	0%	3	3	0	0	0
13	MATTURRO Alan	25	14	56%	0	3	1	7	5	71%	3	2	1	3	0
14	GARCIA Damian	25	17	68%	1	1	0	6	1	16%	0	0	0	0	0
15	SOSA Ignacio	15	10	67%	0	0	0	3	1	33%	0	0	0	1	0
16	GONZALEZ Facundo	13	8	62%	0	0	0	2	1	50%	1	0	1	1	0
6	DE RITIS Mathias	1	1	100%	0	0	0	1	1	100%	1	1	0	0	0
9	FERRARI Andres	4	2	50%	0	0	0	3	1	33%	2	2	0	2	0
18	HOMENCHENKO Santiago	4	3	75%	0	0	0	0	0	0%	0	0	0	0	0
20	SIRI Nicolas	0	0	0%	0	0	0	0	0	0%	0	0	0	0	0

In Possession - Offers & Receptions

			Offer movement types						
#	Player	Total Offers	In Front	In Between	Out to In	In to Out	In Behind	No Movement	Offers Received
12	RODRIGUEZ Randall	9	0	0	0	0	0	9	3
2	BOSELLI Sebastian	1	0	0	0	0	0	1	0
5	DIAZ Fabricio	17	2	8	1	2	0	4	9
7	DUARTE Anderson	14	0	3	0	0	11	0	5
8	CHAGAS Rodrigo	2	0	0	0	0	1	1	0
10	GONZALEZ Franco	35	4	6	1	3	13	8	7
11	DE LOS SANTOS Juan	17	0	4	0	2	5	6	3
13	MATTURRO Alan	19	4	2	2	1	4	6	7
14	GARCIA Damian	4	3	1	0	0	0	0	1
15	SOSA Ignacio	10	1	7	0	0	1	1	5
16	GONZALEZ Facundo	3	0	0	0	0	0	3	2
6	DE RITIS Mathias	2	0	1	0	0	0	1	0
9	FERRARI Andres	4	0	3	1	0	0	0	2
18	HOMENCHENKO Santiago	6	1	2	0	1	1	1	0
20	SIRI Nicolas	1	0	1	0	0	0	0	0

In Possession - Distributions

#	Player	Passes Attempted	Passes Completed	Pass Completion %	Switches of Play	Crosses Attempted	Crosses Completed	Line Breaks Attempted	Line Breaks Completed	Line Break Completion %	Ball Progressions	Take Ons	Step Ins	Attempts at Goal	Goals
1	ZARFATI Tomer	36	27	75%	2	0	0	11	7	63%	0	0	0	0	0
2	FEINGOLD Ilay	42	34	81%	0	1	0	12	10	83%	0	0	0	0	0
3	ISRAELOV Or	79	70	89%	0	0	0	18	14	77%	3	0	3	1	0
4	LEMKIN Stav	74	65	88%	0	1	0	16	12	75%	1	0	1	0	0
6	KANCEPOLSKY El Yam	43	33	77%	1	0	0	4	1	25%	0	0	0	1	0
7	KHALAILI Anan	13	9	69%	0	4	0	2	2	100%	1	0	1	1	0
8	MADMOUN Ilay	38	33	87%	2	1	0	4	3	75%	1	0	1	1	0
9	TURGEMAN Dor	15	11	73%	0	0	0	2	1	50%	1	1	0	0	0
11	SHIBLI Hamza	26	20	77%	0	1	0	2	1	50%	3	2	1	0	0
12	REVIVO Roy	40	32	80%	0	1	0	6	3	50%	1	1	0	1	0
15	ABED Tay	11	9	82%	0	0	0	1	1	100%	0	0	0	3	0
13	BEN HAROSH Noam	11	6	55%	0	2	1	4	2	50%	0	0	0	0	0
14	NAVI Roy	15	14	93%	0	0	0	6	5	83%	0	0	0	0	0
16	BINYAMIN Ran	9	9	100%	0	0	0	2	2	100%	0	0	0	0	0
17	SENIOR Omer	6	4	67%	0	1	0	1	0	0%	1	1	0	0	0
20	IBRAHIM Ahmad	14	10	71%	0	0	0	3	1	33%	0	0	0	0	0

In Possession - Offers & Receptions

			Offer movement types						
#	Player	Total Offers	In Front	In Between	Out to In	In to Out	In Behind	No Movement	Offers Received
1	ZARFATI Tomer	7	0	0	0	0	0	7	1
2	FEINGOLD Ilay	35	7	0	1	0	8	19	11
3	ISRAELOV Or	16	5	0	0	0	0	11	13
4	LEMKIN Stav	6	0	0	0	0	0	6	1
6	KANCEPOLSKY El Yam	43	22	18	0	1	1	1	15
7	KHALAILI Anan	33	2	6	0	1	18	6	8
8	MADMOUN Ilai	66	21	34	0	0	1	10	19
9	TURGEMAN Dor	28	3	12	0	0	12	1	8
11	SHIBLI Hamza	67	5	12	4	2	13	31	15
12	REVIVO Roy	29	9	0	0	1	2	17	11
15	ABED Tay	34	0	27	0	1	5	1	7
13	BEN HAROSH Noam	13	3	0	1	0	3	6	2
14	NAVI Roy	6	3	1	0	1	0	1	1
16	BINYAMIN Ran	29	13	8	0	3	4	1	5
17	SENIOR Omer	12	0	0	0	0	3	9	2
20	IBRAHIM Ahmad	35	3	15	2	8	4	3	9

INDIVIDUAL DATA OUT OF POSSESSION



Uruguay v Israel



Out of Possession

#	Player	Tackles Made / Won	Blocks	Interceptions	Pressing Direct	Pressing Indirect	Duels Won - Aerial	Duels Won - Physical	Possession Contests won	Clearances	Loose Ball Receptions	Pushing On	Pushing On into Pressing	Possession Regains	Possession Interrupted
1	ZARFATI Tomer	0 / 0	0	0	0	0	0	0	0	1	5	0	0	6	0
2	FEINGOLD Ilay	4 / 0	1	0	4	7	4	0	4	2	3	15	5	5	2
3	ISRAELOV Or	2 / 1	3	1	2	0	0	0	0	5	11	5	1	6	0
4	LEMKIN Stav	3 / 1	7	1	6	3	2	0	3	7	10	14	4	7	8
6	KANCEPOLSKY El Yam	4 / 2	0	1	6	11	0	0	1	2	7	16	4	3	2
7	KHALAILI Anan	5 / 0	2	0	2	6	0	0	0	0	6	4	2	0	4
8	MADMOUN Ilay	2 / 1	4	0	2	8	0	0	0	1	8	4	2	2	6
9	TURGEMAN Dor	1 / 0	0	0	2	21	2	0	2	0	6	10	4	0	0
11	SHIBLI Hamza	1 / 0	1	0	1	14	1	0	1	0	5	8	3	0	0
12	REVIVO Roy	2 / 0	0	1	0	1	2	0	2	6	5	4	0	5	3
15	ABED Tay	3 / 2	1	0	3	12	2	0	2	0	2	7	1	2	0
13	BEN HAROSH Noam	3 / 1	0	0	2	1	0	0	0	4	1	1	1	5	2
14	NAVI Roy	1 / 0	0	0	3	2	2	0	2	0	2	2	1	2	0
16	BINYAMIN Ran	1 / 1	1	0	2	1	0	0	0	0	5	1	1	1	0
17	SENIOR Omer	5 / 1	0	0	0	2	2	0	2	0	2	3	2	4	0
20	IBRAHIM Ahmad	0 / 0	0	0	1	4	1	0	1	0	1	2	0	0	0

INDIVIDUAL DATA PHYSICAL



Uruguay v Israel

Physical Data



#	Player	Total Distance (m)	Zone 1: 0-7 km/h (m)	Zone 2: 7-15 km/h (m)	Zone 3: 15-20 km/h (m)	Zone 4: 20-25 km/h (m)	Zone 5: 25+ km/h (m)	High Speed Runs (Zone 4)	Sprints (Zone 5)	Top Speed (km/h)
12	RODRIGUEZ Randall	4492.1	3565.9	821.6	75.9	21.1	8.1	9	2	25.7
2	BOSELLI Sebastian	9038.2	4221.8	3778.0	679.7	270.2	88.6	56	17	32.9
5	DIAZ Fabricio	10158.8	3621.6	4567.4	1305.4	586.2	78.2	112	43	28.9
7	DUARTE Anderson	8774.8	3030.8	3380.1	1173.2	802.0	388.7	116	55	32.4
8	CHAGAS Rodrigo	10437.2	3370.2	4984.8	1121.0	708.7	253.6	103	48	33.4
10	GONZALEZ Franco	10319.6	3644.9	4421.9	1207.4	677.0	368.4	112	60	32.0
11	DE LOS SANTOS Juan	8897.6	3576.0	3307.2	1143.3	710.0	161.0	104	54	32.5
13	MATTURRO Alan	10027.0	4206.3	3849.4	1236.3	574.5	159.4	104	39	33.3
14	GARCIA Damian	9866.1	3159.1	4949.8	1403.9	333.5	19.7	108	29	29.6
15	SOSA Ignacio	5137.2	1702.5	2125.8	905.7	361.7	41.6	72	28	29.7
16	GONZALEZ Facundo	8474.7	3900.9	3557.7	650.9	332.2	33.1	53	21	30.3
6	DE RITIS Mathias	1387.6	474.6	585.9	240.1	87.1	0	19	5	25.1
9	FERRARI Andres	5278.7	2007.5	1876.0	925.9	402.8	66.0	84	28	30.5
18	HOMENCHENKO Santiago	2379.2	570.3	879.8	619.1	270.5	39.5	44	17	27.9
20	SIRI Nicolas	298.9	53.7	140.1	37.1	68.0	0	3	4	24.7



Physical Data

#	Player	Total Distance (m)	Zone 1: 0-7 km/h (m)	Zone 2: 7-15 km/h (m)	Zone 3: 15-20 km/h (m)	Zone 4: 20-25 km/h (m)	Zone 5: 25+ km/h (m)	High Speed Runs (Zone 4)	Sprints (Zone 5)	Top Speed (km/h)
1	ZARFATI Tomer	4510.6	3100.2	1160.6	179.5	61.8	8.1	23	6	26.4
2	FEINGOLD Ilay	8266.2	3067.6	3440.4	1051.5	590.2	116.6	100	40	30.0
3	ISRAELOV Or	9086.5	3417.4	4151.6	956.8	480.7	80.9	92	38	30.2
4	LEMKIN Stav	9902.7	3731.3	4631.5	980.4	412.0	148.5	91	37	34.4
6	KANCEPOLSKY El Yam	8620.8	2940.6	4134.6	1235.4	255.2	55.2	105	18	27.4
7	KHALAILI Anan	6439.1	2332.9	2869.3	806.2	336.8	94.0	69	29	33.8
8	MADMOUN Ilay	7852.9	2615.8	4136.9	833.2	267.0	0	75	14	26.7
9	TURGEMAN Dor	8662.9	4094.1	3265.1	838.6	298.9	166.3	81	25	34.8
11	SHIBLI Hamza	11022.2	3438.9	5201.4	1517.8	758.3	105.8	129	51	30.4
12	REVIVO Roy	10207.4	3860.4	3941.1	1378.0	736.0	291.9	127	54	32.1
15	ABED Tay	7055.1	2084.1	3363.9	1334.8	257.5	14.1	101	21	26.3
13	BEN HAROSH Noam	2252.5	634.1	1107.6	371.9	128.8	10.1	31	10	26.3
14	NAVI Roy	2395.4	642.9	1237.0	367.5	114.3	34.0	33	7	28.3
16	BINYAMIN Ran	3247.4	877.4	1421.4	647.5	256.5	44.2	49	15	28.5
17	SENIOR Omer	3935.0	1646.0	1597.6	506.4	70.8	113.7	44	9	32.8
20	IBRAHIM Ahmad	4381.8	1177.0	2139.6	834.3	212.5	18.4	60	18	29.2

