




Croatia 1 - 1 Brazil

Quarter-final – Match 58
09 December 2022
18:00 Kick Off
Education City Stadium



POST MATCH SUMMARY REPORT

Match Summary - Teams



Croatia



Brazil

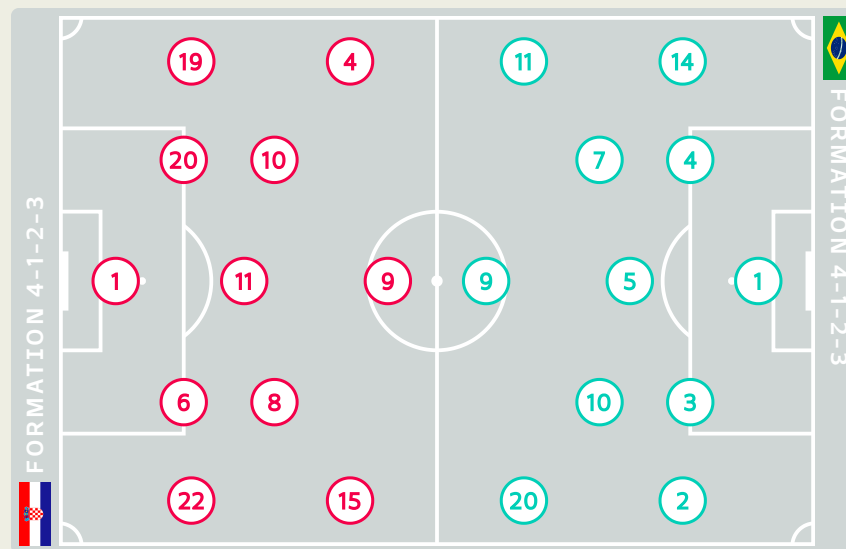


STARTING

1	GK	LIVAKOVIC Dominik	
4	FW	PERISIC Ivan	
6	DF	LOVREN Dejan	
8	MF	KOVACIC Mateo	↓ 106'
9	FW	KRAMARIC Andrej	↓ 72'
10	MF	MODRIC Luka (C)	
11	MF	BROZOVIC Marcelo	31' ↓ 114'
15	MF	PASALIC Mario	↓ 72'
19	DF	SOSA Borna	↓ 110'
20	DF	GVARDIOL Josko	
22	DF	JURANOVIC Josip	

SUBSTITUTES

12	GK	GRBIC Ivo	
23	GK	IVUSIC Ivica	
2	DF	STANISIC Josip	
3	DF	BARISIC Borna	
5	DF	ERLIC Martin	
7	MF	MAJER Lovro	↑ 106'
13	MF	VLASIC Nikola	↑ 72'
14	FW	LIVAJA Marko	
16	FW	PETKOVIC Bruno	↑ 72' 117' 117'
17	FW	BUDIMIR Ante	↑ 110'
18	FW	ORSIC Mislav	↑ 114'
21	DF	VIDA Domagoj	
24	DF	SUTALO Josip	
25	MF	SUCIC Luka	
26	MF	JAKIC Kristijan	



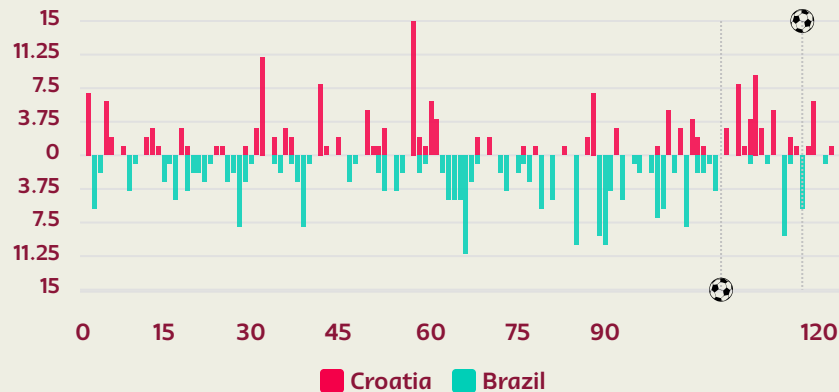
STARTING

		ALISSON	GK	1	
	25'	DANILO	DF	2	
		(C) THIAGO SILVA	DF	3	
	77'	MARQUINHOS	DF	4	
	68'	CASEMIRO	MF	5	
↓ 106'		LUCAS PAQUETA	MF	7	
↓ 84'		RICHARLISON	FW	9	
105+1'		NEYMAR	FW	10	
↓ 56'		RAPHINHA	FW	11	
↓ 106'		EDER MILITAO	DF	14	
↓ 64'		VINICIUS JUNIOR	FW	20	

SUBSTITUTES

		WEVERTON	GK	12	
		EDERSON	GK	23	
↑ 106'		ALEX SANDRO	DF	6	
↑ 106'		FRED	MF	8	
		DANI ALVES	DF	13	
		FABINHO	MF	15	
		ALEX TELLES	DF	16	
		BRUNO GUIMARAES	MF	17	
		GABRIEL JESUS	FW	18	
↑ 56'		ANTONY	FW	19	
↑ 64'		RODRYGO	FW	21	
		EVERTON RIBEIRO	MF	22	
		BREMER	DF	24	
↑ 84'		PEDRO	FW	25	
		GABRIEL MARTINELLI	FW	26	

Distribution in the Final Third



Match Summary - Key Statistics



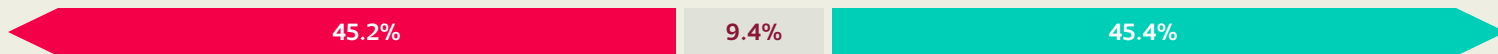
Croatia



Brazil



Possession



Croatia	Statistic	Brazil
Total	Total	Total
1	Goals	1
9 (1)	Attempts at Goal (On Target)	20 (11)
715 (632)	Total Passes (Complete)	695 (625)
88 %	Pass Completion %	90 %
153	Completed Line Breaks	107
10	Defensive Line Breaks	10
131	Receptions in the Final Third	111
22	Crosses	25
24	Ball Progressions	41
365 (63)	Defensive Pressures Applied (Direct Pressures)	423 (77)
95	Forced Turnovers	77
78	Second Balls	86
147.2 km	Total Distance Covered	142.6 km
18.4 km	High Speed (Zone 4) Distance Covered	18.7 km



Croatia

Phases of Play

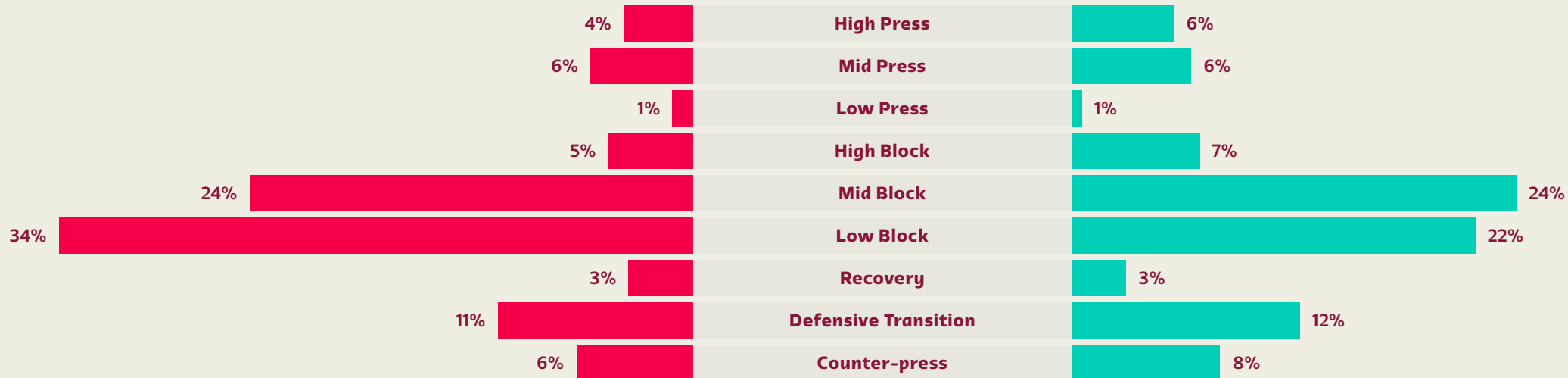
Brazil



IN POSSESSION



OUT OF POSSESSION





FIFA WORLD CUP
Qatar 2022



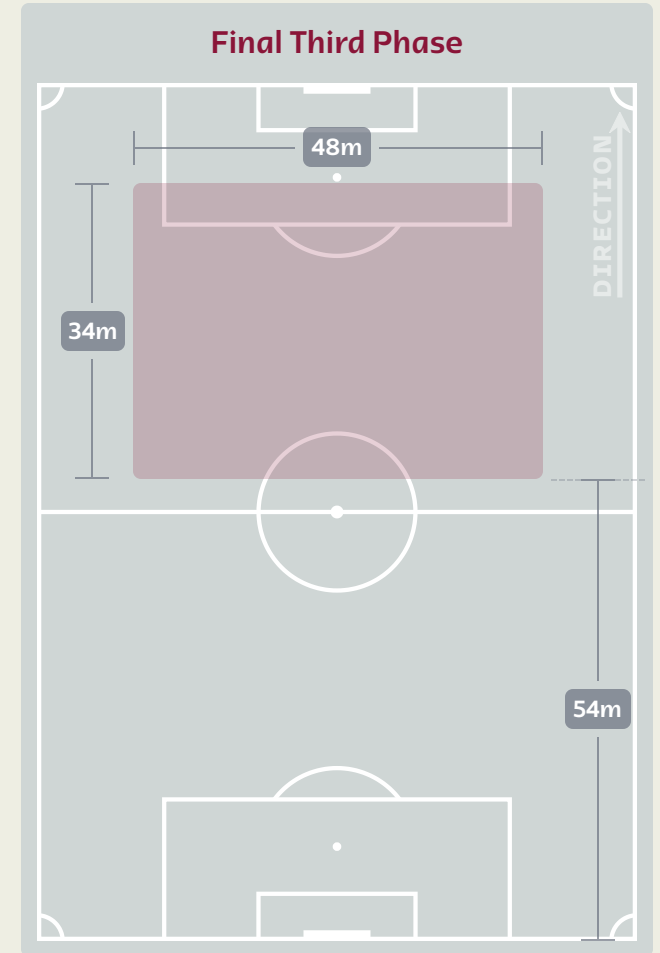
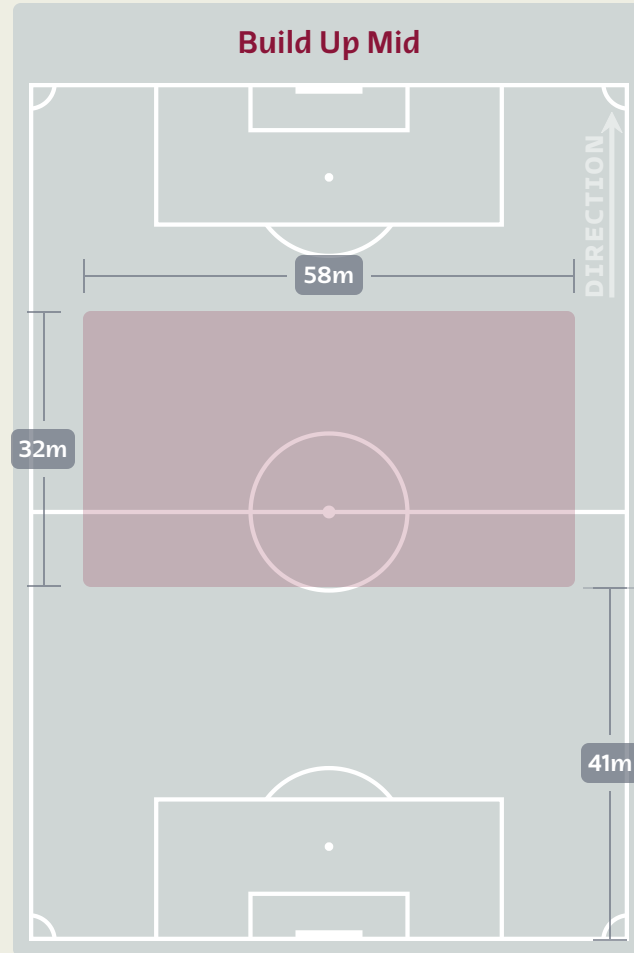
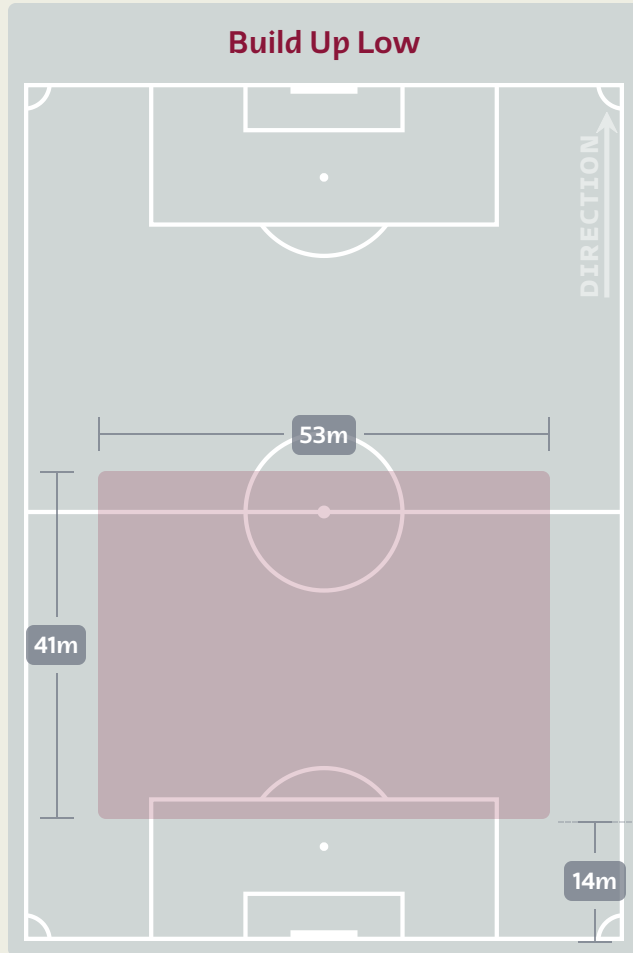
IN POSSESSION



Croatia v Brazil

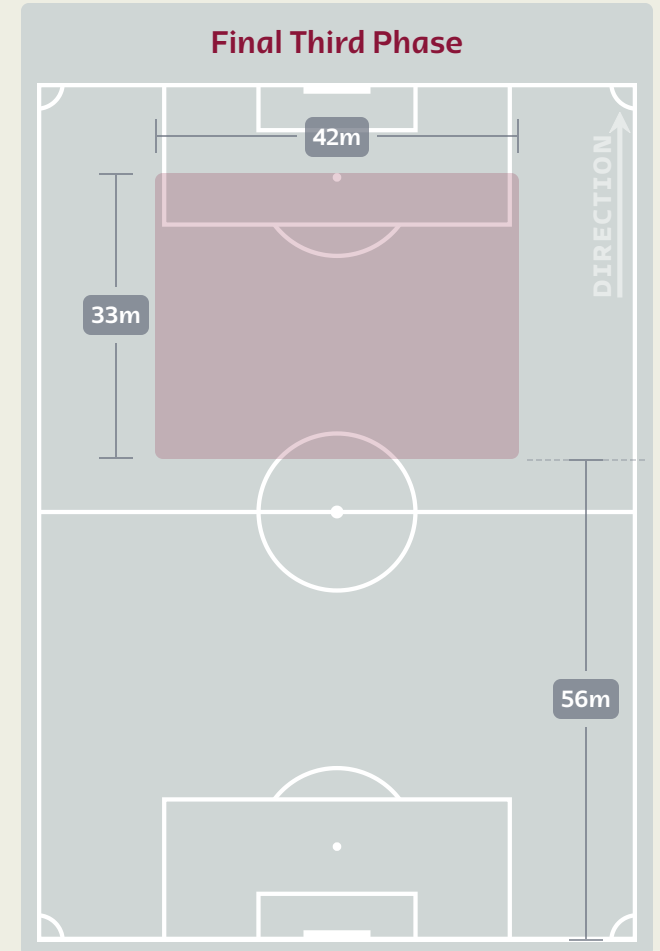
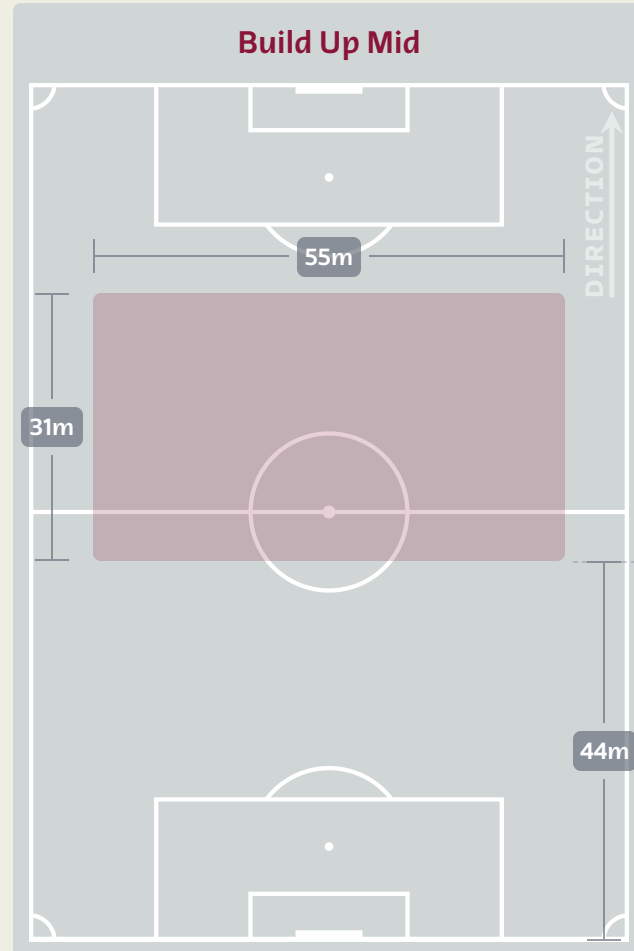
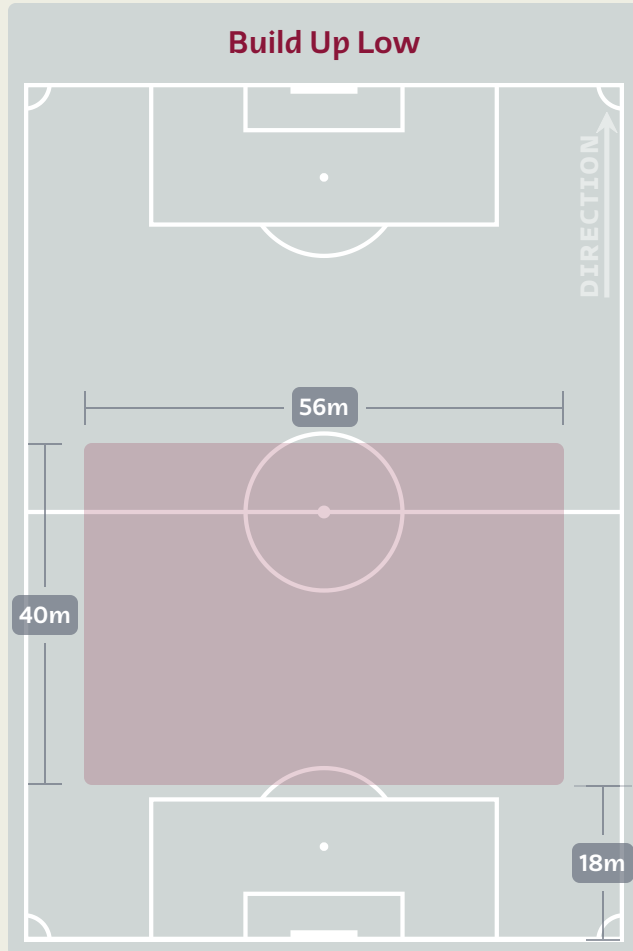


In Possession Line Height & Team Length



In Possession Line Height & Team Length

Brazil



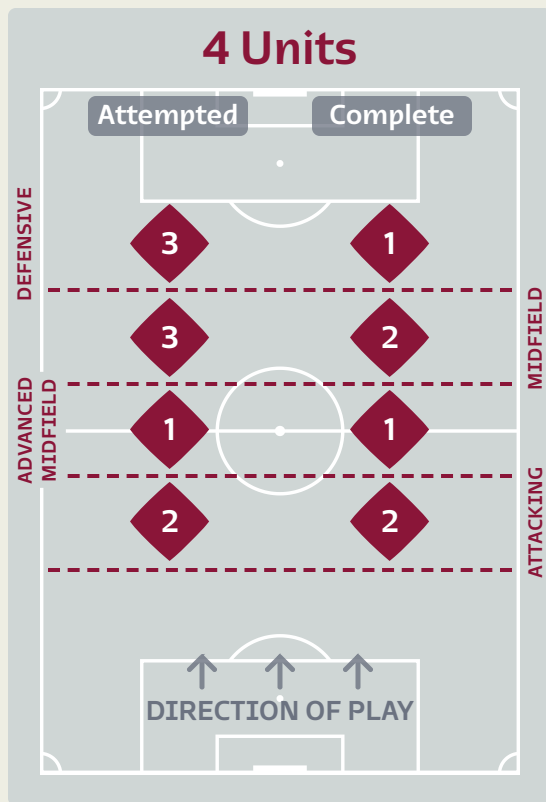

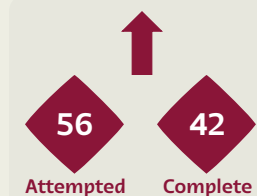
Line Breaks



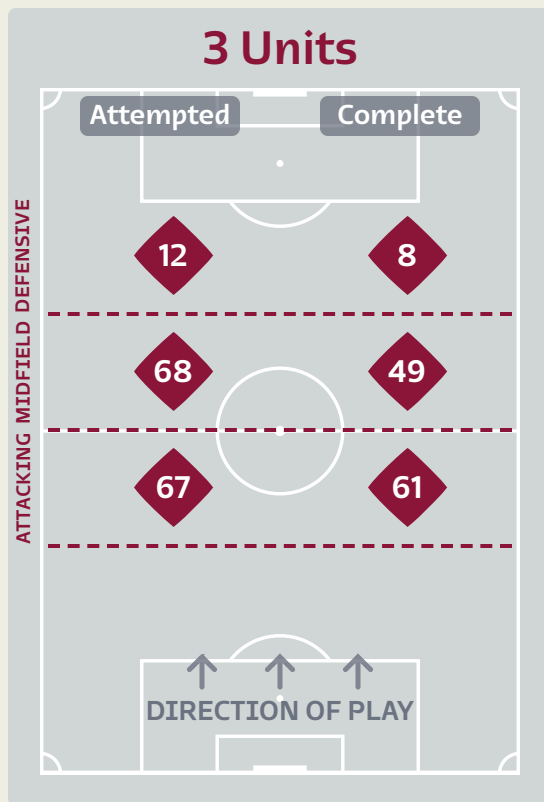
Croatia

Attempted Line Breaks

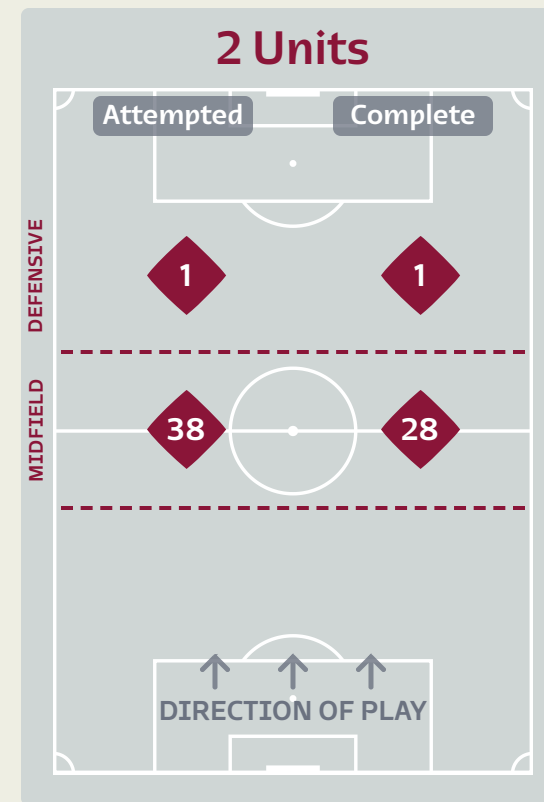
195



Attempted Line Breaks	9
Inside Shape	4
Outside Shape	5



Attempted Line Breaks	147
Inside Shape	68
Outside Shape	79



Attempted Line Breaks	39
Inside Shape	21
Outside Shape	18

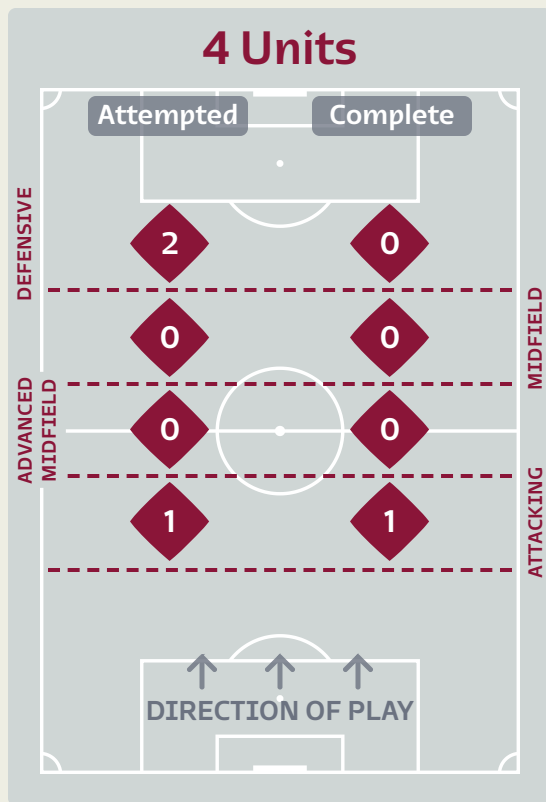
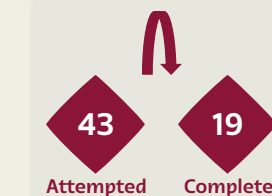
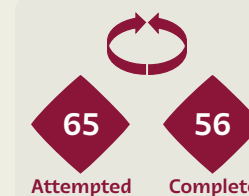
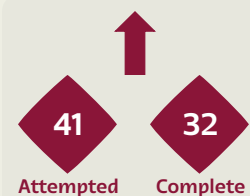
Line Breaks



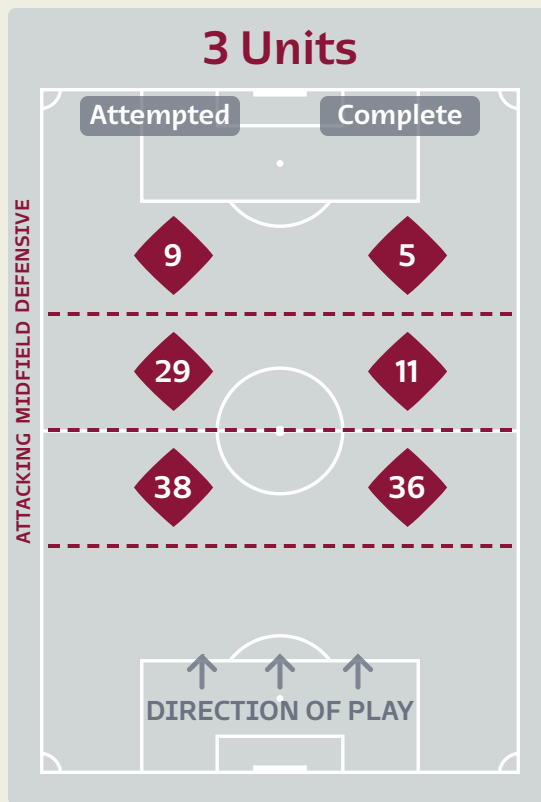
Brazil

Attempted Line Breaks

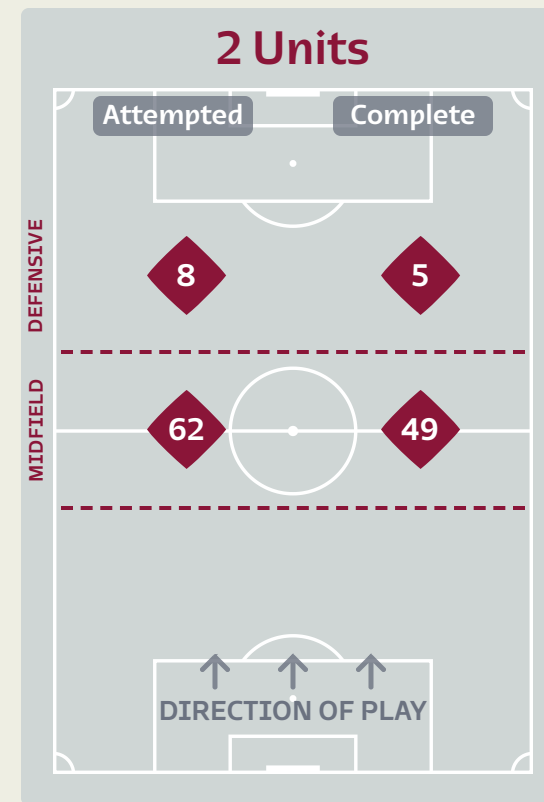
149



Attempted Line Breaks	3
Inside Shape	3
Outside Shape	0



Attempted Line Breaks	76
Inside Shape	40
Outside Shape	36



Attempted Line Breaks	70
Inside Shape	39
Outside Shape	31

Line Breaks



					4 Units				3 Units			2 Units		Direction			Distribution Type		
#	Player	Line Breaks Attempted	Line Breaks Completed	Line Break Completion %	Attacking Line	Attacking Midfield Line	Midfield Line	Defensive Line	Attacking Line	Midfield Line	Defensive Line	Midfield Line	Defensive Line	Through	Around	Over	Pass	Cross	Ball Progression
1	ALISSON	4	4	100%	1	0	0	0	1	1	0	1	0	1	1	2	4	0	0
2	DANILO	22	14	63%	0	0	0	0	5	7	1	9	0	6	7	9	22	0	0
3	THIAGO SILVA	13	12	92%	0	0	0	0	7	1	1	4	0	2	7	4	12	1	0
4	MARQUINHOS	5	5	100%	0	0	0	0	4	1	0	0	0	0	4	1	5	0	0
5	CASEMIRO	18	12	66%	0	0	0	0	6	3	0	9	0	6	4	8	18	0	0
7	LUCAS PAQUETA	13	9	69%	0	0	0	0	0	4	1	7	1	7	3	3	12	1	0
9	RICHARLISON	2	1	50%	0	0	0	0	0	1	0	0	1	2	0	0	2	0	0
10	NEYMAR	27	16	59%	0	0	0	0	2	3	2	15	5	7	14	6	22	1	4
11	RAPHINHA	3	3	100%	0	0	0	0	0	1	0	1	1	2	1	0	3	0	0
14	EDER MILITAO	26	21	80%	0	0	0	1	13	3	0	9	0	2	18	6	24	1	1
20	VINICIUS JUNIOR	2	2	100%	0	0	0	0	0	1	0	1	0	1	1	0	2	0	0
6	ALEX SANDRO	1	0	0%	0	0	0	0	0	0	0	1	0	0	0	1	1	0	0
8	FRED	0	0	0%	0	0	0	0	0	0	0	0	0	0	0	0	0	0	0
19	ANTONY	7	6	85%	0	0	0	0	0	1	2	4	0	4	3	0	7	0	0
21	RODRYGO	2	1	50%	0	0	0	1	0	0	0	1	0	1	0	1	2	0	0
25	PEDRO	4	1	25%	0	0	0	0	0	2	2	0	0	0	2	2	2	0	2

Passing Networks



#	Passes From ↓ to →	LIVAKOVIC Dominik	PERISIC Ivan	LOVREN Dejan	KOVACIC Mateo	KRAMARIC Andrej	MODRIC Luka	BROZOVIC Marcelo	PASALIC Mario	SOSA Borna	GVARDIOL Josko	JURANOVIC Josip	MAJER Lovro	VLASIC Nikola	PETKOVIC Bruno	BUDIMIR Ante	ORSIC Mislav
1	LIVAKOVIC Dominik	0	0	12	0	0	2	1	1	1	9	5	0	0	0	0	0
4	PERISIC Ivan	0	0	0	3	1	6	1	0	3	1	0	0	0	0	0	0
6	LOVREN Dejan	5	2	0	4	3	20	20	5	4	9	5	1	2	0	0	0
8	KOVACIC Mateo	1	4	6	0	3	14	13	3	6	7	4	0	0	0	0	0
9	KRAMARIC Andrej	1	4	1	3	0	3	5	1	1	1	1	0	0	0	0	0
10	MODRIC Luka	0	5	13	13	3	0	17	7	5	7	16	6	4	2	0	0
11	BROZOVIC Marcelo	0	3	11	23	6	23	0	3	2	11	6	4	1	0	0	0
15	PASALIC Mario	0	0	4	3	2	5	2	0	2	0	6	0	0	0	0	0
19	SOSA Borna	1	4	0	4	3	4	4	0	0	3	0	0	0	2	0	0
20	GVARDIOL Josko	5	2	13	8	0	8	10	1	6	0	4	0	1	1	0	0
22	JURANOVIC Josip	1	2	9	1	6	13	6	7	1	4	0	2	3	1	0	0
7	MAJER Lovro	0	1	3	0	0	1	2	0	0	0	2	0	0	0	0	0
13	VLASIC Nikola	0	0	0	0	0	3	1	0	0	0	2	1	0	0	0	1
16	PETKOVIC Bruno	0	0	0	1	0	0	4	0	0	0	0	0	0	0	0	0
17	BUDIMIR Ante	0	0	0	0	0	0	0	0	0	0	0	0	0	0	0	0
18	ORSIC Mislav	0	0	0	0	0	0	0	0	0	0	0	0	1	0	0	0

Top 5 Player to Player Passers		
Player	Passed To	% of Total Team Passes
BROZOVIC Marcelo	MODRIC Luka	3.7%
BROZOVIC Marcelo	KOVACIC Mateo	3.7%
LOVREN Dejan	MODRIC Luka	3.2%
LOVREN Dejan	BROZOVIC Marcelo	3.2%
MODRIC Luka	BROZOVIC Marcelo	2.8%


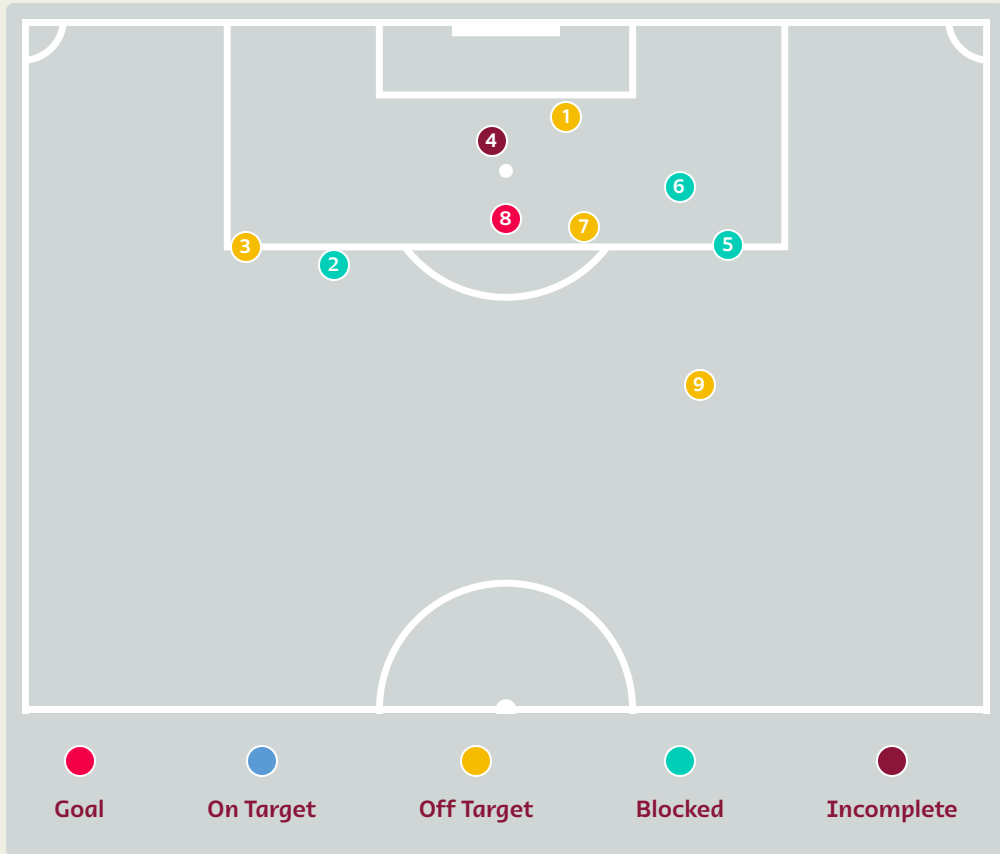
Passing Networks



#	Passes From ↓ to →	ALISSON	DANILO	THIAGO SILVA	MARQUINHOS	CASEMIRO	LUCAS PAQUETA	RICHARLISON	NEYMAR	RAPHINHA	EDER MILITAO	VINICIUS JUNIOR	ALEX SANDRO	FRED	ANTONY	RODRYGO	PEDRO
1	ALISSON	0	3	7	9	1	0	0	0	0	2	1	0	0	0	0	2
2	DANILO	2	0	18	21	8	3	0	11	0	6	5	0	0	1	5	0
3	THIAGO SILVA	4	8	0	18	7	6	0	10	5	17	1	0	0	7	3	0
4	MARQUINHOS	7	18	21	0	5	7	0	11	3	3	0	1	0	2	8	2
5	CASEMIRO	0	4	6	8	0	7	3	7	1	5	1	1	0	3	3	0
7	LUCAS PAQUETA	0	9	4	2	9	0	2	3	6	12	0	0	0	2	1	0
9	RICHARLISON	0	0	1	0	2	0	0	2	0	0	1	0	0	0	0	0
10	NEYMAR	0	10	3	7	7	4	2	0	1	0	3	0	1	2	6	1
11	RAPHINHA	0	3	2	0	0	3	2	2	0	5	0	0	0	0	0	0
14	EDER MILITAO	1	7	6	8	5	10	1	5	5	0	1	0	0	9	0	0
20	VINICIUS JUNIOR	0	2	2	0	1	0	0	1	0	0	0	0	0	0	0	0
6	ALEX SANDRO	0	0	1	1	0	0	0	1	0	0	0	0	0	0	1	0
8	FRED	0	0	0	0	2	0	0	0	0	0	0	0	0	0	0	0
19	ANTONY	1	2	2	1	2	3	2	3	0	6	0	0	0	0	1	1
21	RODRYGO	0	8	1	2	5	0	0	4	0	1	0	2	0	3	0	2
25	PEDRO	0	0	0	0	0	0	0	3	0	0	0	0	0	1	1	0

Top 5 Player to Player Passers		
Player	Passed To	% of Total Team Passes
DANILO	MARQUINHOS	3.5%
MARQUINHOS	THIAGO SILVA	3.5%
DANILO	THIAGO SILVA	3%
THIAGO SILVA	MARQUINHOS	3%
MARQUINHOS	DANILO	3%

Attempts at Goal



Key	Outcome	Shots
●	Goals	1
●	On Target	0
●	Off Target	4
●	Blocked	3
●	Incomplete	1

Attempts at Goal

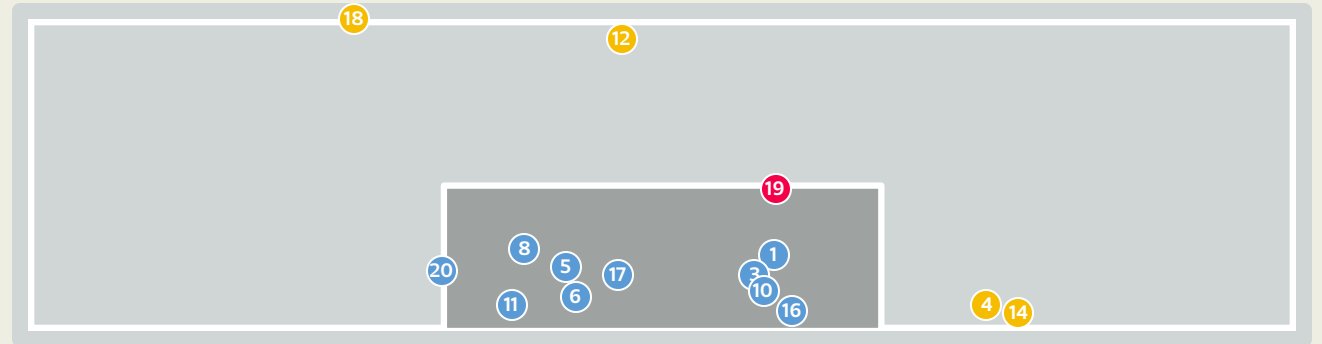
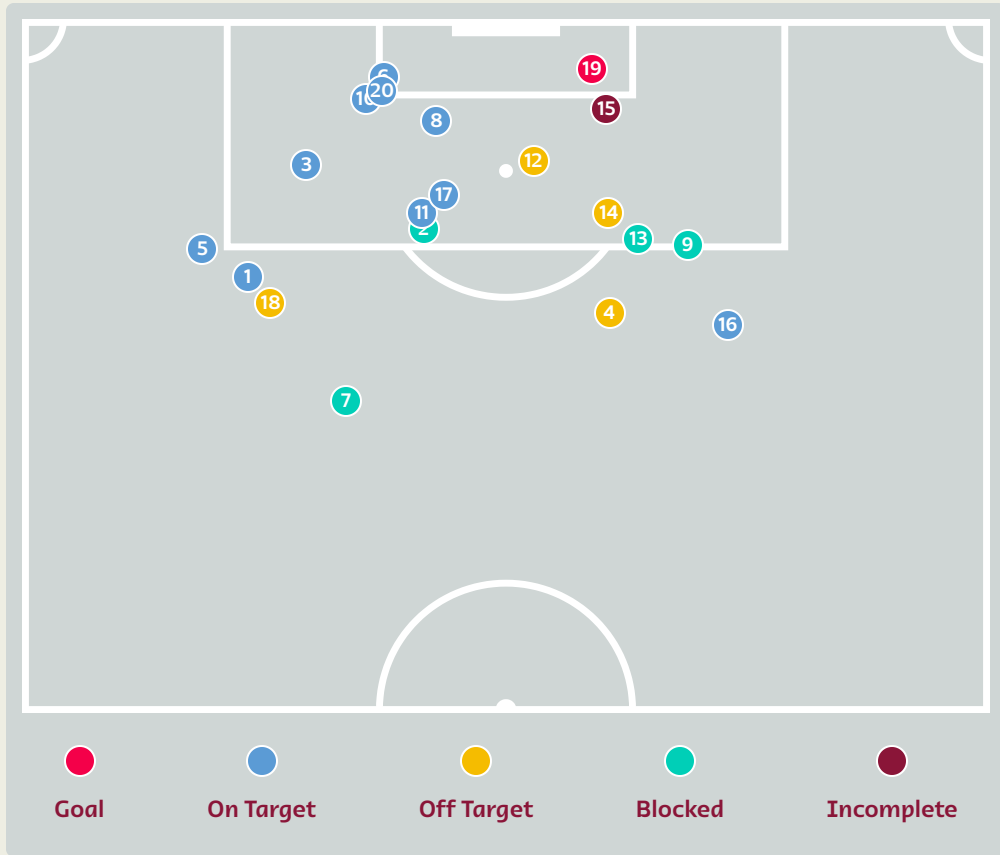
Croatia



Time	Player	Outcome	Body Part	Delivery Type
12	4 PERISIC Ivan	Off Target	Right Foot	Cross
18	9 KRAMARIC Andrej	Incomplete - Blocked	Right Foot	Pass
29	4 PERISIC Ivan	Off Target	Right Foot	Pass
50	4 PERISIC Ivan	Incomplete - Referee Event	Head	Corner
70	9 KRAMARIC Andrej	Incomplete - Blocked	Left Foot	Pass
84	13 VLASIC Nikola	Incomplete - Blocked	Right Foot	Loose Ball
102	11 BROZOVIC Marcelo	Off Target	Right Foot	Pass
116	16 PETKOVIC Bruno	On Target - Goal	Left Foot	Pass
119	7 MAJER Lovro	Off Target	Left Foot	Pass



Attempts at Goal



Key	Outcome	Shots
●	Goals	1
●	On Target	10
●	Off Target	4
●	Blocked	4
●	Incomplete	1

Brazil



Attempts at Goal

Time	Player	Outcome	Body Part	Delivery Type
4	20 VINICIUS JUNIOR	On Target - Saved	Right Foot	Other
19	20 VINICIUS JUNIOR	Incomplete - Blocked	Right Foot	Pass
20	10 NEYMAR	On Target - Saved	Right Foot	Ball Progression
22	5 CASEMIRO	Deflected Off Target - Defensive Event	Right Foot	Pass
41	10 NEYMAR	Deflected On Target - Saved	Right Foot	Freekick
54	10 NEYMAR	On Target - Saved	Left Foot	Pass
65	5 CASEMIRO	Incomplete - Blocked	Right Foot	Freekick
65	7 LUCAS PAQUETA	On Target - Saved	Left Foot	Loose Ball
66	14 EDER MILITAO	Incomplete - Blocked	Right Foot	Pass
75	10 NEYMAR	On Target - Saved	Left Foot	Pass
79	7 LUCAS PAQUETA	On Target - Saved	Left Foot	Pass
81	9 RICARLISON	Off Target	Head	Pass
85	14 EDER MILITAO	Incomplete - Blocked	Right Foot	Pass
85	14 EDER MILITAO	Deflected Off Target - Defensive Event	Left Foot	Loose Ball
91	25 PEDRO	Incomplete - Player On Ball Error	Head	Corner
93	19 ANTONY	On Target	Left Foot	Pass
100	25 PEDRO	On Target - Saved	Right Foot	Cross

Attempts at Goal

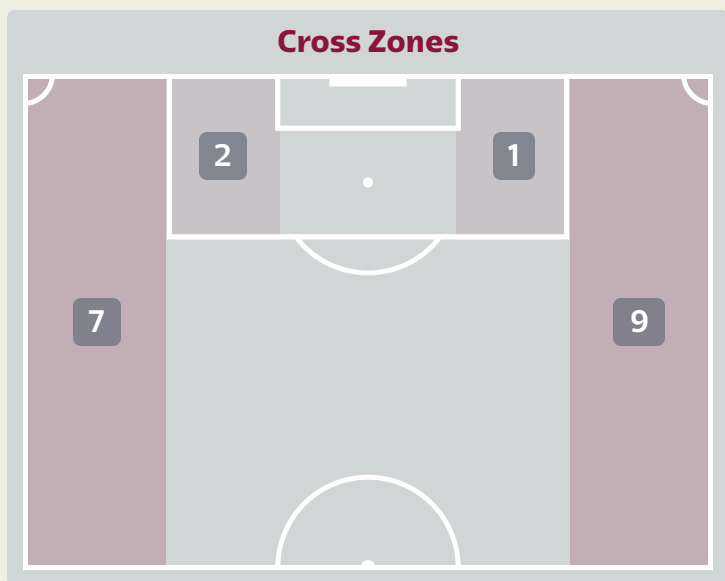
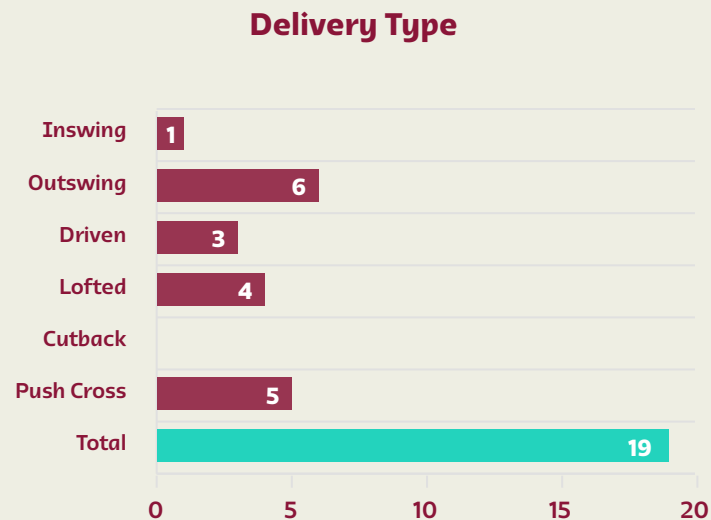
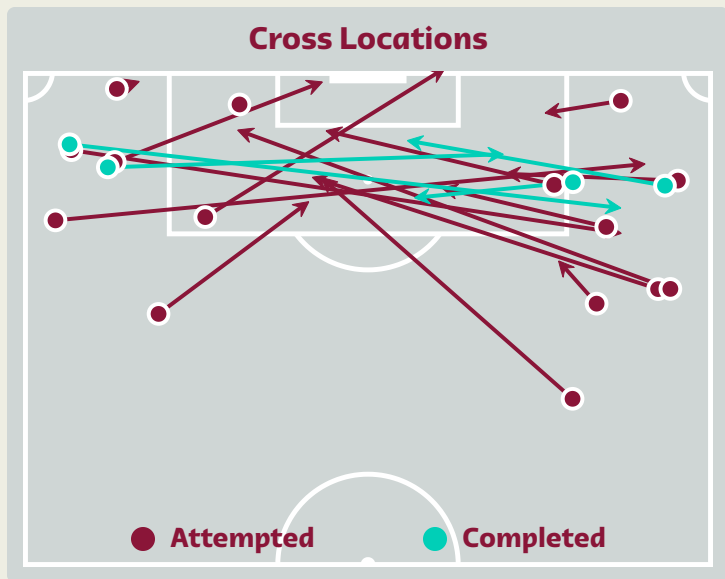
Brazil

Time	Player	Outcome	Body Part	Delivery Type
104	2 DANILO	Off Target	Right Foot	Pass
105	10 NEYMAR	On Target - Goal	Right Foot	Ball Progression
121	5 CASEMIRO	On Target - Saved	Left Foot	Other

Croatia



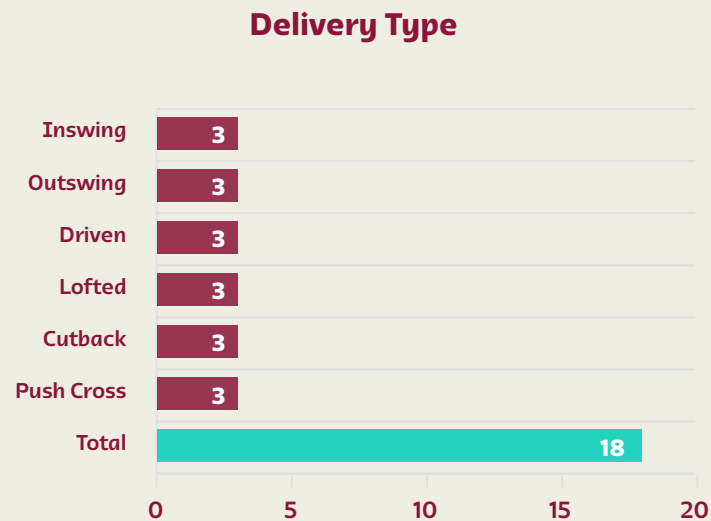
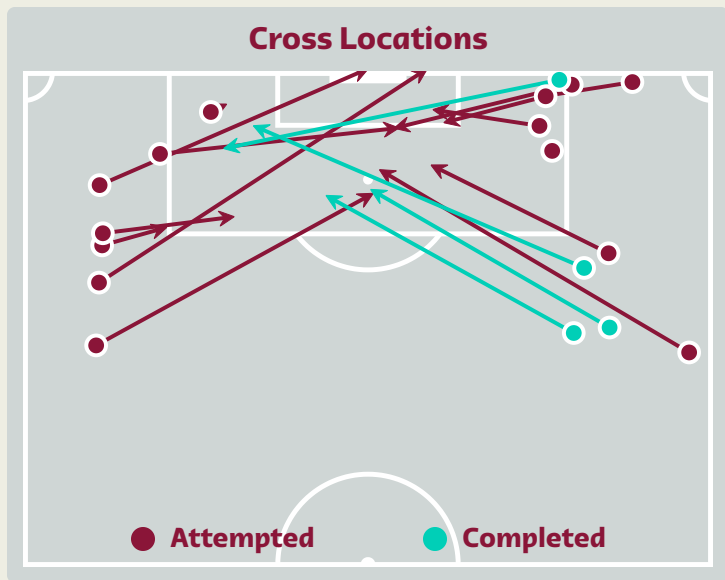
Crosses (Open Play)



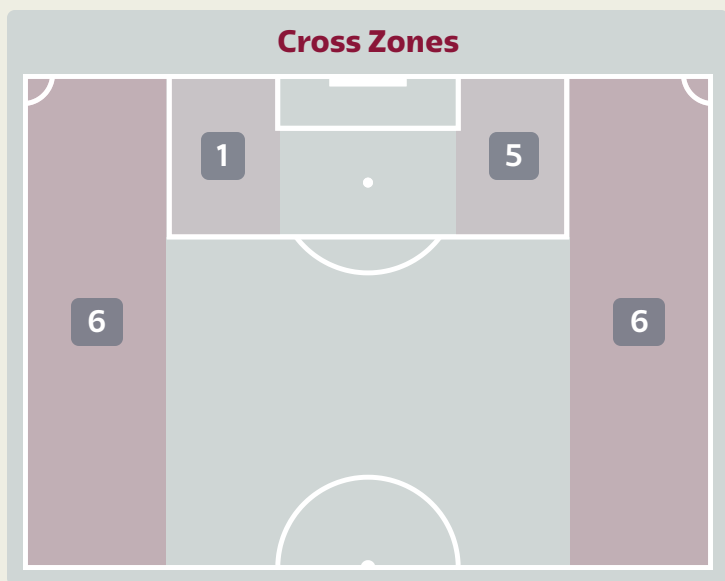
#	Player	Inswing	Outswing	Driven	Lofted	Cutback	Push Cross	Total Attempted
1	LIVAKOVIC Dominik	0	0	0	0	0	0	0
4	PERISIC Ivan	1	2	1	1	0	1	6
6	LOVREN Dejan	0	1	0	0	0	0	1
8	KOVACIC Mateo	0	0	0	0	0	1	1
9	KRAMARIC Andrej	0	0	0	0	0	0	0
10	MODRIC Luka	0	0	0	1	0	0	1
11	BROZOVIC Marcelo	0	1	0	0	0	0	1
15	PASALIC Mario	0	0	1	0	0	0	1
19	SOSA Borna	0	1	0	0	0	0	1
20	GVARDIOL Josko	0	0	0	0	0	0	0
22	JURANOVIC Josip	0	0	0	2	0	2	4
7	MAJER Lovro	0	1	0	0	0	1	2
13	VLASIC Nikola	0	0	1	0	0	0	1
16	PETKOVIC Bruno	0	0	0	0	0	0	0
17	BUDIMIR Ante	0	0	0	0	0	0	0
18	ORSIC Mislav	0	0	0	0	0	0	0



Crosses (Open Play)



#	Player	Inswing	Outswing	Driven	Lofted	Cutback	Push Cross	Total Attempted
1	ALISSON	0	0	0	0	0	0	0
2	DANILO	1	0	0	1	0	0	2
3	THIAGO SILVA	0	1	0	0	0	0	1
4	MARQUINHOS	0	0	0	0	0	0	0
5	CASEMIRO	0	0	0	0	2	0	2
7	LUCAS PAQUETA	0	0	0	1	0	0	1
9	RICHARLISON	0	0	0	0	0	2	2
10	NEYMAR	0	0	0	0	0	0	0
11	RAPHINHA	0	0	0	0	0	0	0
14	EDER MILITAO	0	1	0	0	1	1	3
20	VINICIUS JUNIOR	0	1	2	0	0	0	3
6	ALEX SANDRO	0	0	0	0	0	0	0
8	FRED	0	0	0	0	0	0	0
19	ANTONY	1	0	0	1	0	0	2
21	RODRYGO	1	0	1	0	0	0	2
25	PEDRO	0	0	0	0	0	0	0



Attempted

18

Completed

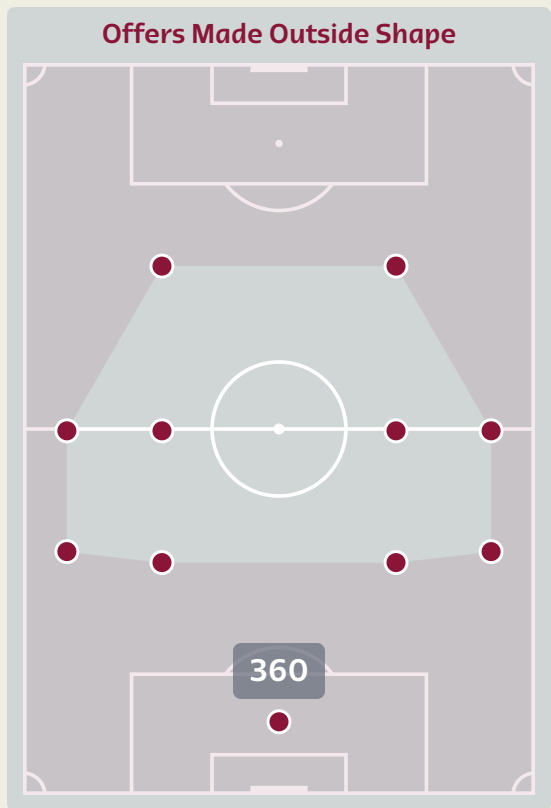
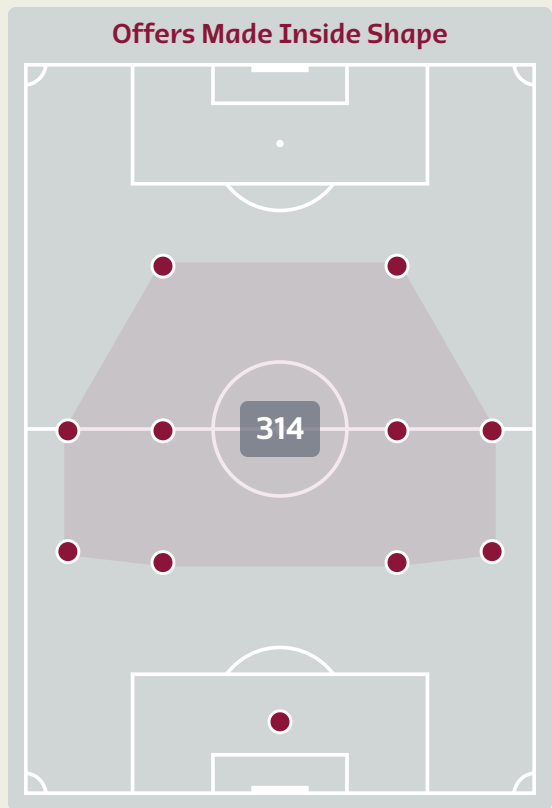
4

Most Crosses Attempted

3

EDER MILITAO
RIGHT BACK

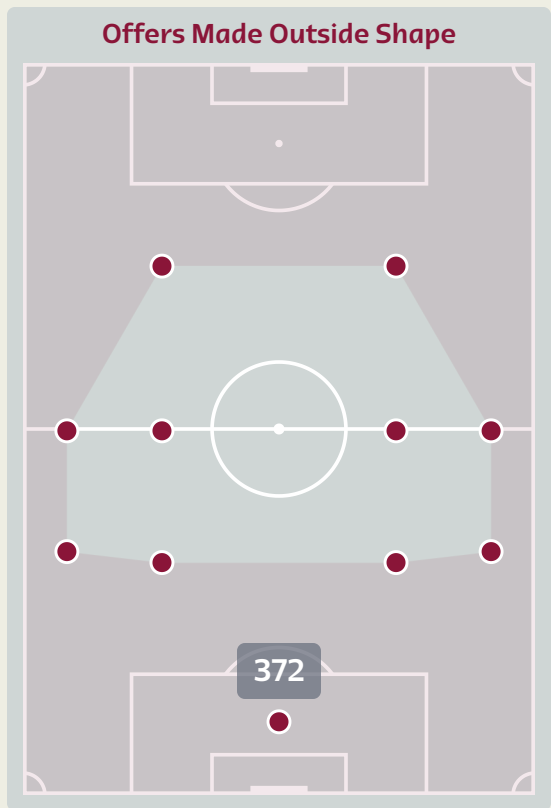
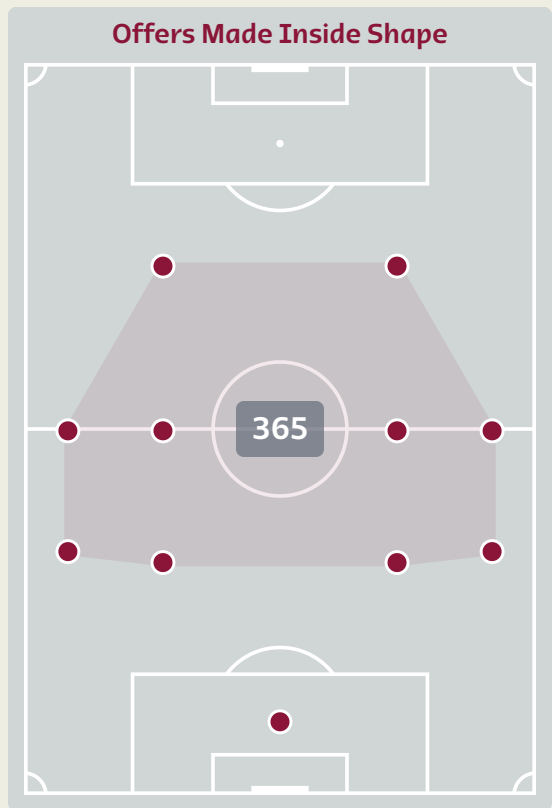
Offering to Receive



#	Player	Offers Made	Offers Received	% Made & Received
1	LIVAKOVIC Dominik	13	8	61.5%
4	PERISIC Ivan	62	19	30.6%
6	LOVREN Dejan	50	22	44%
8	KOVACIC Mateo	75	33	44%
9	KRAMARIC Andrej	54	11	20.4%
10	MODRIC Luka	70	40	57.1%
11	BROZOVIC Marcelo	110	44	40%
15	PASALIC Mario	33	14	42.4%
19	SOSA Borna	21	4	19%
20	GVARDIOL Josko	56	25	44.6%
22	JURANOVIC Josip	64	34	53.1%
7	MAJER Lovro	12	6	50%
13	VLASIC Nikola	24	7	29.2%
16	PETKOVIC Bruno	19	4	21.1%
17	BUDIMIR Ante	8	0	0%
18	ORSIC Mislav	3	1	33.3%



Offering to Receive



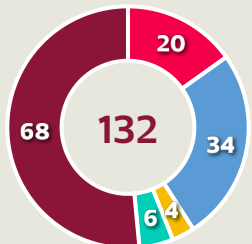
#	Player	Offers Made	Offers Received	% Made & Received
1	ALISSON	16	11	68.8%
2	DANILO	117	57	48.7%
3	THIAGO SILVA	19	9	47.4%
4	MARQUINHOS	61	25	41%
5	CASEMIRO	58	21	36.2%
7	LUCAS PAQUETA	112	31	27.7%
9	RICHARLISON	31	6	19.4%
10	NEYMAR	123	57	46.3%
11	RAPHINHA	40	15	37.5%
14	EDER MILITAO	19	11	57.9%
20	VINICIUS JUNIOR	49	11	22.4%
6	ALEX SANDRO	1	1	100%
8	FRED	5	0	0%
19	ANTONY	39	19	48.7%
21	RODRYGO	34	15	44.1%
25	PEDRO	13	2	15.4%



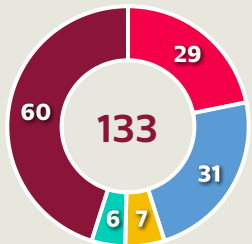
Movement to Receive

Movement Types by Phase

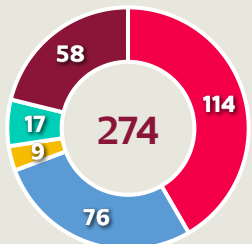
Final Third Phase



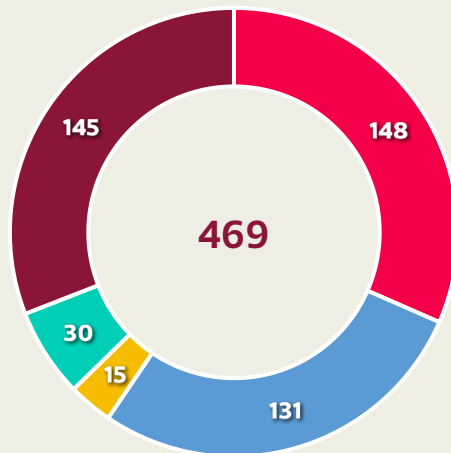
Progression Phase



Build Up Phase



All Movement Types

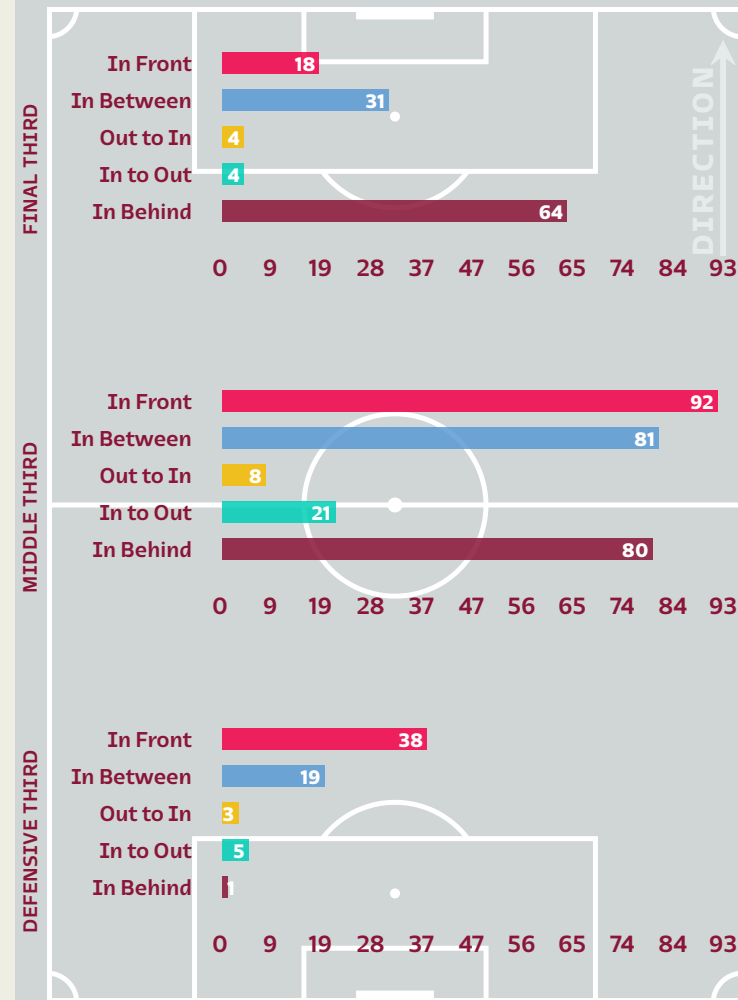


- In Front
- In Between
- Out to In
- In to Out
- In Behind

Top Ranked Players

Type	Player	Movements
In Front	11 BROZOVIC Marcelo	52
In Between	8 KOVACIC Mateo	27
Out to In	11 BROZOVIC Marcelo	4
In to Out	8 KOVACIC Mateo	6
In Behind	4 PERISIC Ivan	39

Movement Types Pitch Third

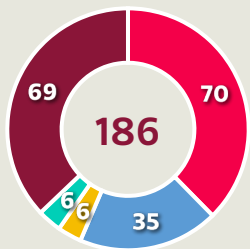




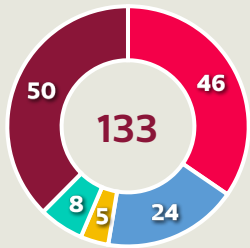
Movement to Receive

Movement Types by Phase

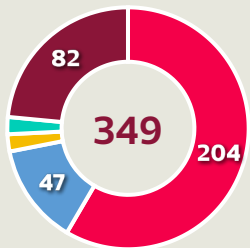
Final Third Phase



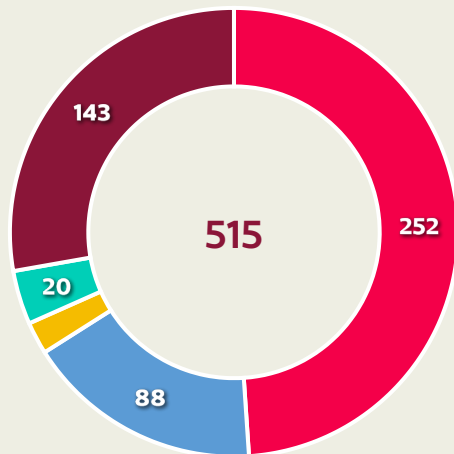
Progression Phase



Build Up Phase



All Movement Types

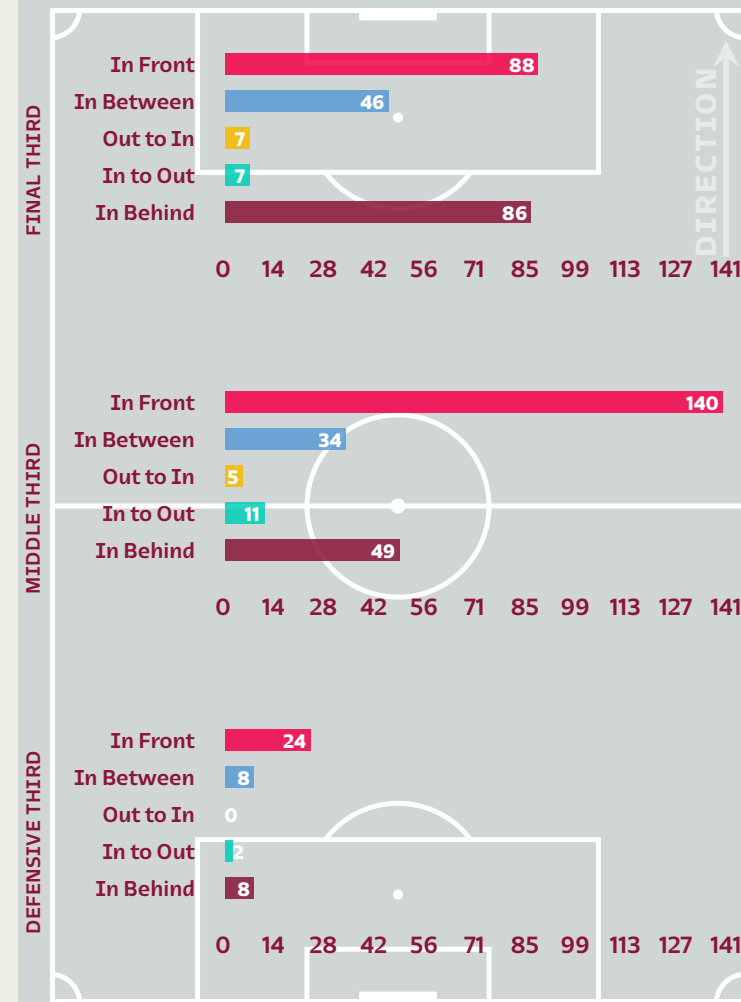


- In Front
- In Between
- Out to In
- In to Out
- In Behind

Top Ranked Players

Type	Player	Movements
In Front	2 DANILO	66
In Between	7 LUCAS PAQUETA	25
Out to In	10 NEYMAR	2
In to Out	10 NEYMAR	14
In Behind	7 LUCAS PAQUETA	29

Movement Types Pitch Third





FIFA WORLD CUP
Qatar 2022



OUT OF POSSESSION



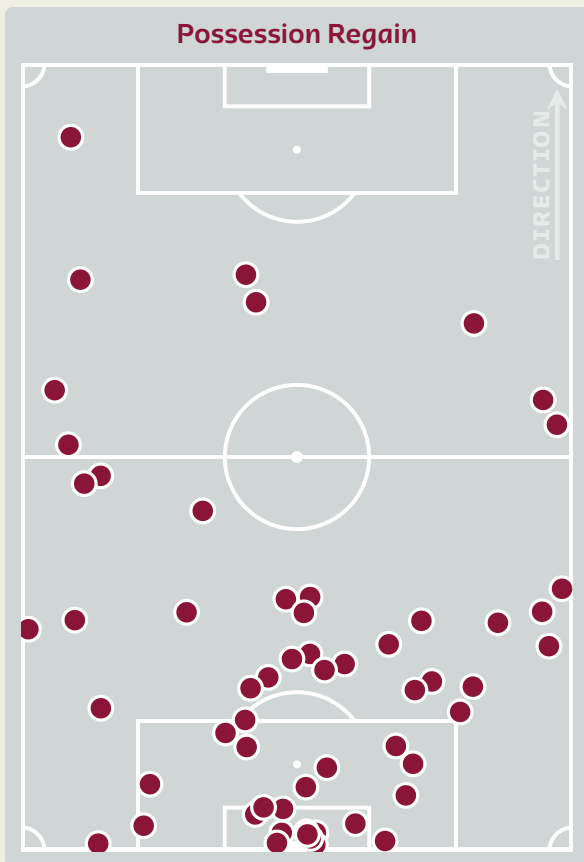
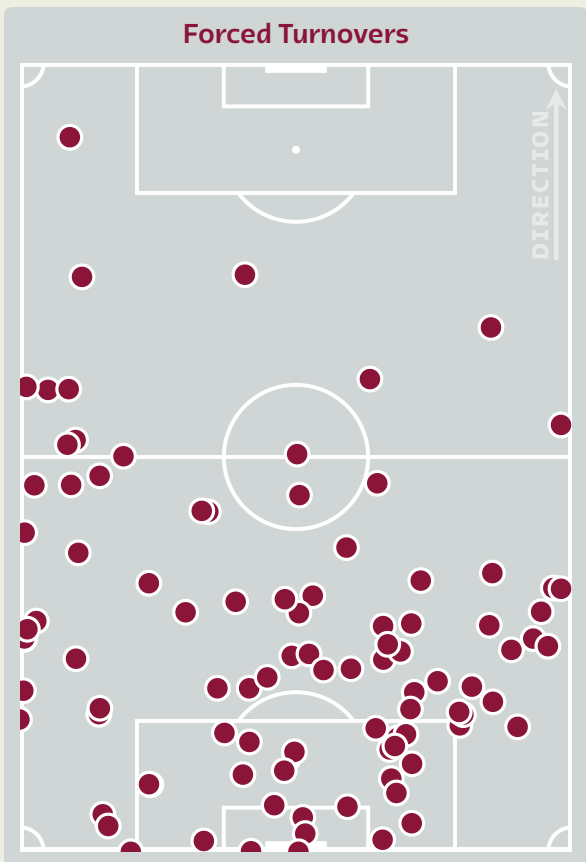
Croatia v Brazil



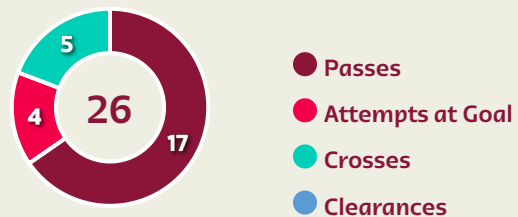
Croatia



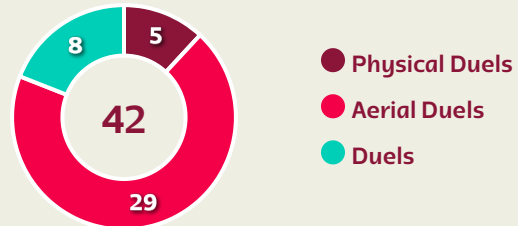
Defensive Actions



Blocks



Possession Contests



Most Possession Regains

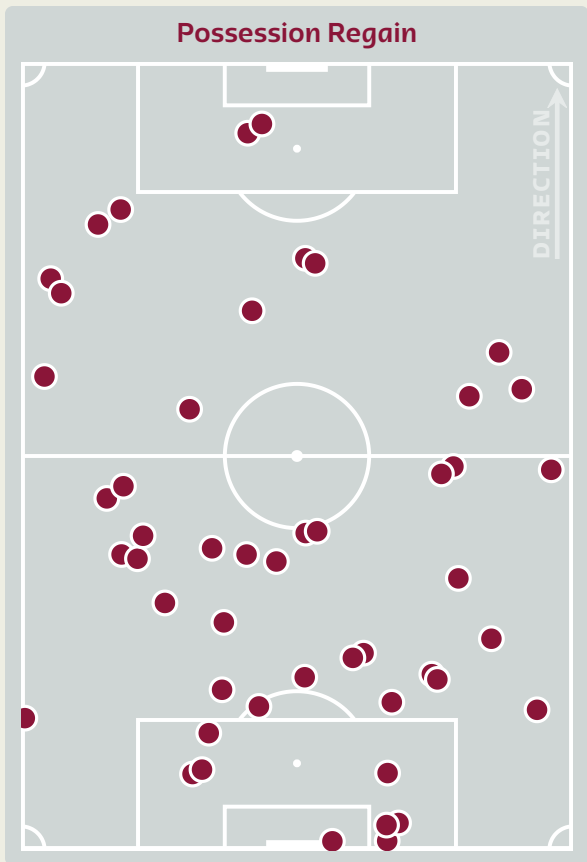
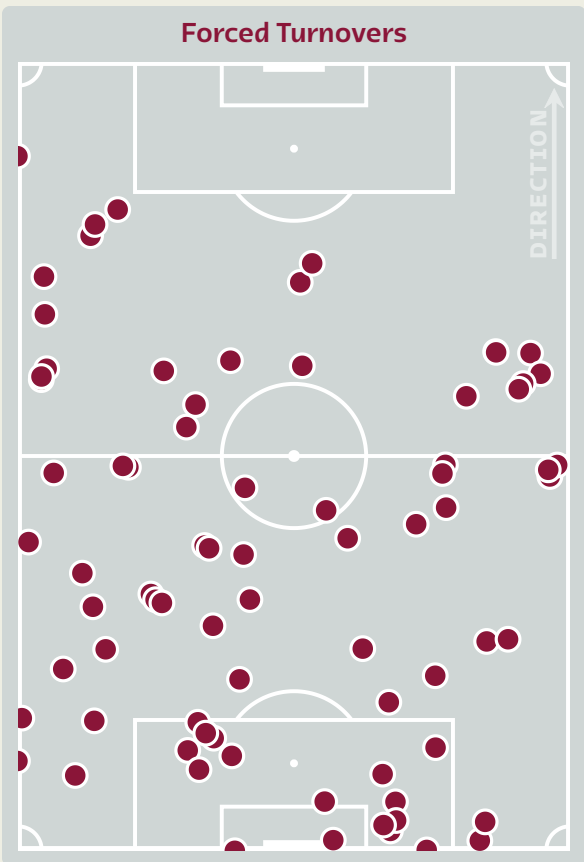
10

LIVAKOVIC Dominik
GOALKEEPER

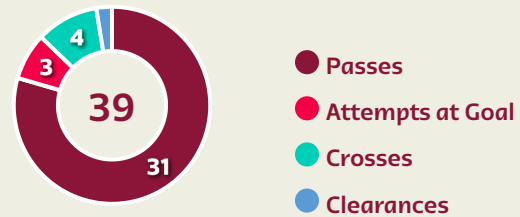
#	Player	Total Possession Regains
1	LIVAKOVIC Dominik	10
4	PERISIC Ivan	4
6	LOVREN Dejan	8
8	KOVACIC Mateo	4
9	KRAMARIC Andrej	1
10	MODRIC Luka	7
11	BROZOVIC Marcelo	10
15	PASALIC Mario	3
19	SOSA Borna	2
20	GVARDIOL Josko	5
22	JURANOVIC Josip	8
7	MAJER Lovro	0
13	VLASIC Nikola	0
16	PETKOVIC Bruno	1
17	BUDIMIR Ante	0
18	ORSIC Mislav	0



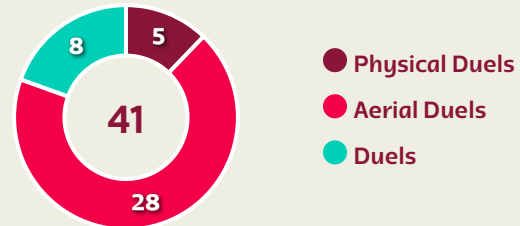
Defensive Actions



Blocks



Possession Contests

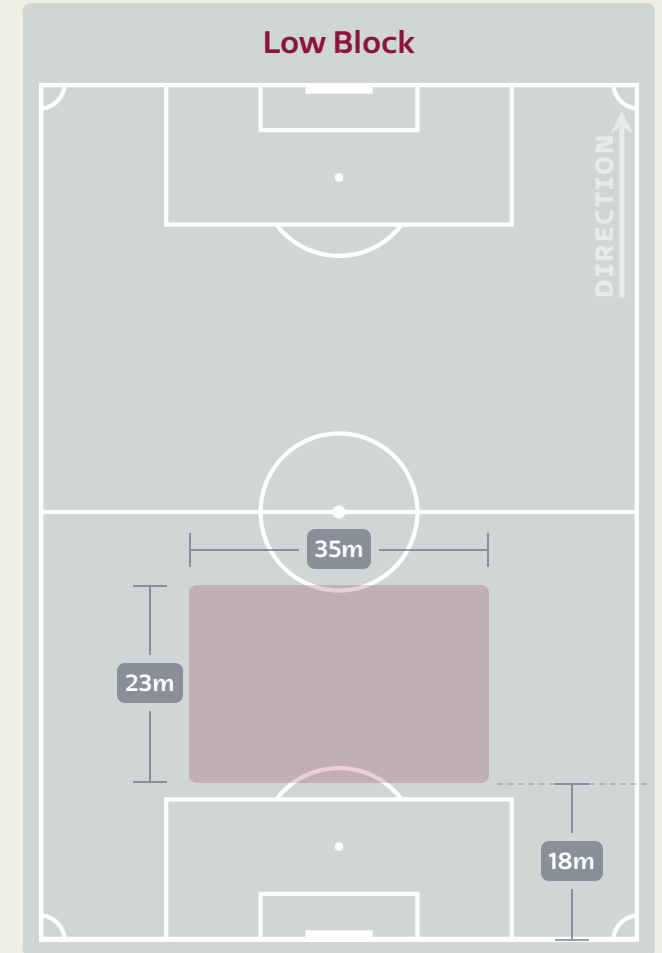
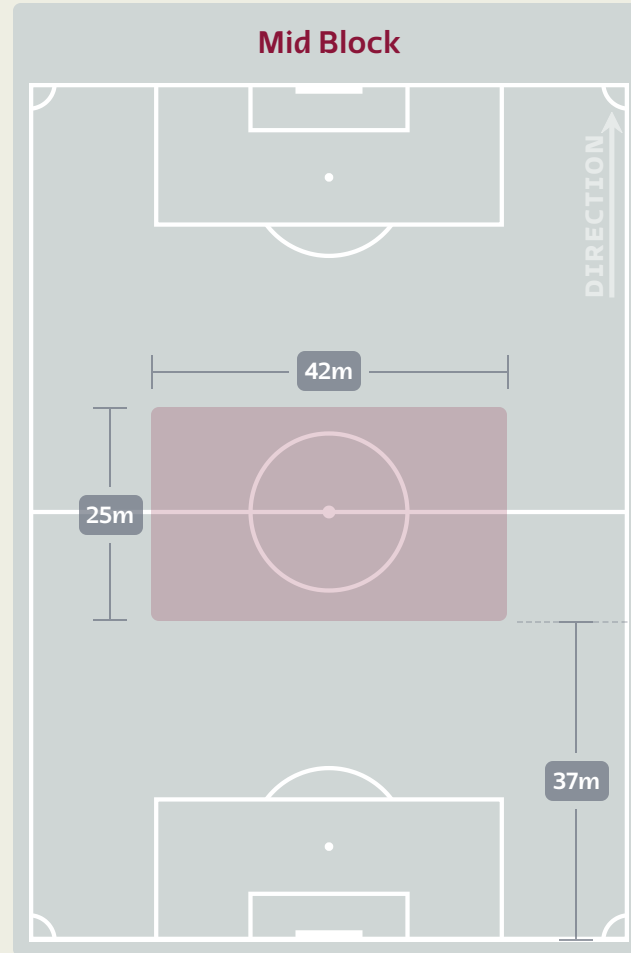
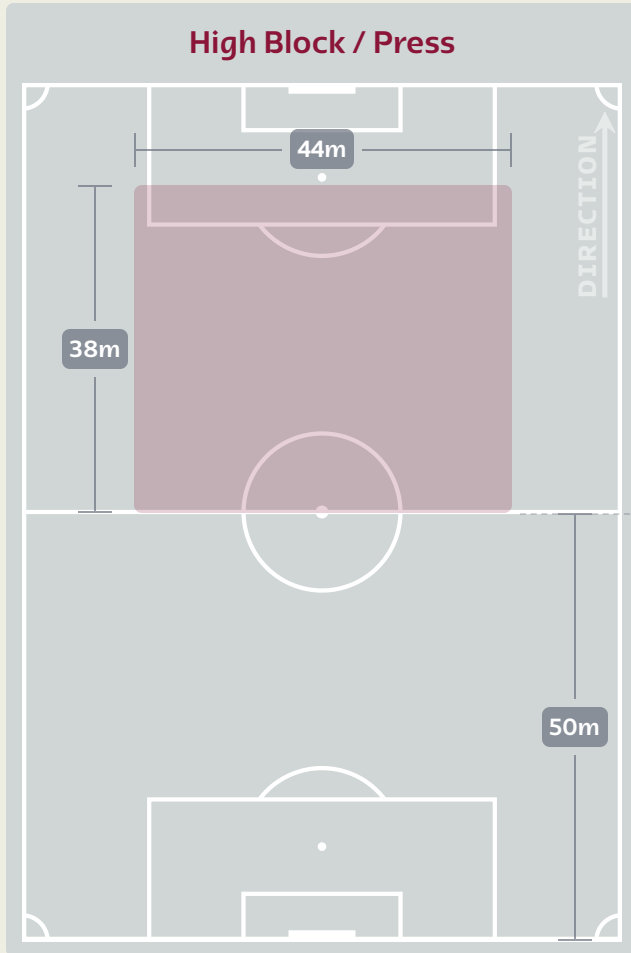


Most Possession Regains



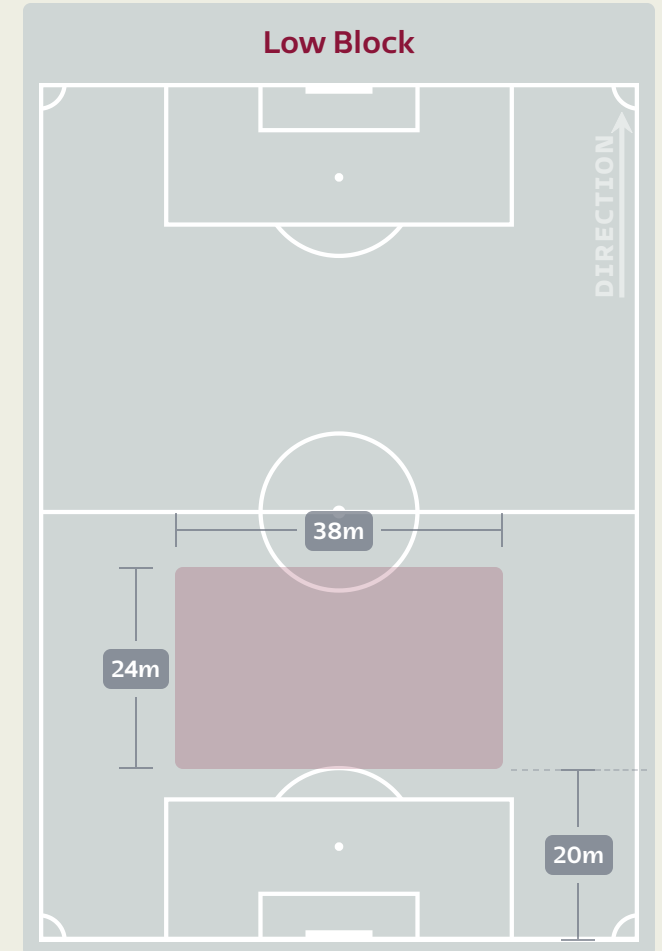
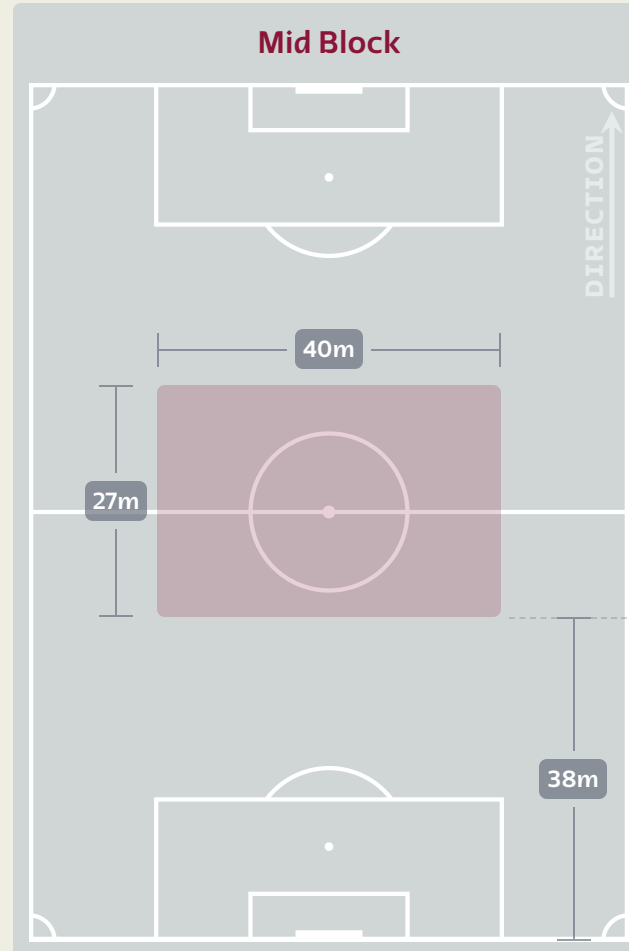
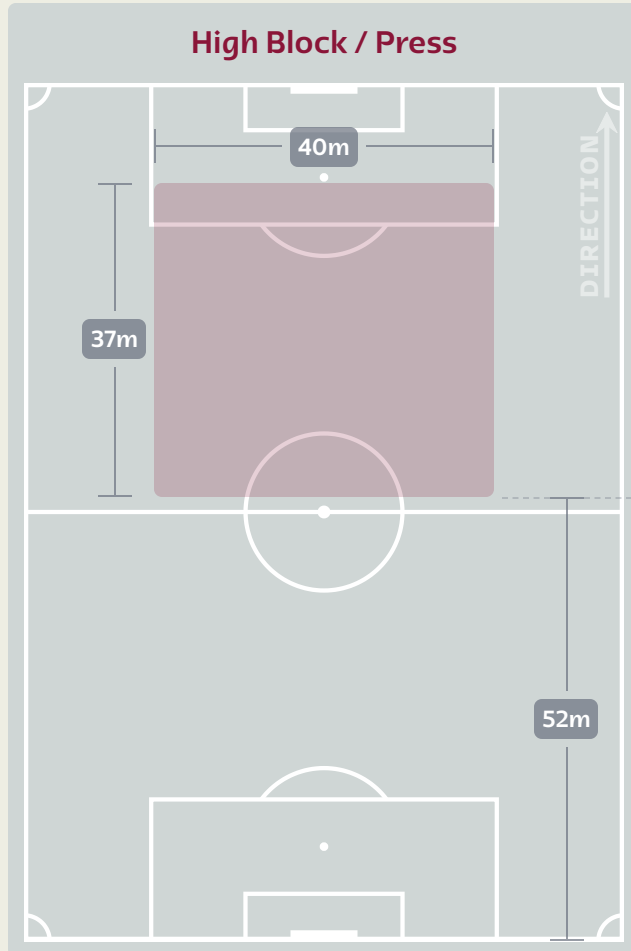
#	Player	Total Possession Regains
1	ALISSON	3
2	DANILO	7
3	THIAGO SILVA	13
4	MARQUINHOS	7
5	CASEMIRO	6
7	LUCAS PAQUETA	5
9	RICHARLISON	2
10	NEYMAR	1
11	RAPHINHA	1
14	EDER MILITAO	8
20	VINICIUS JUNIOR	1
6	ALEX SANDRO	1
8	FRED	1
19	ANTONY	0
21	RODRYGO	3
25	PEDRO	0

Defensive Line Height & Team Length



Defensive Line Height & Team Length

Brazil

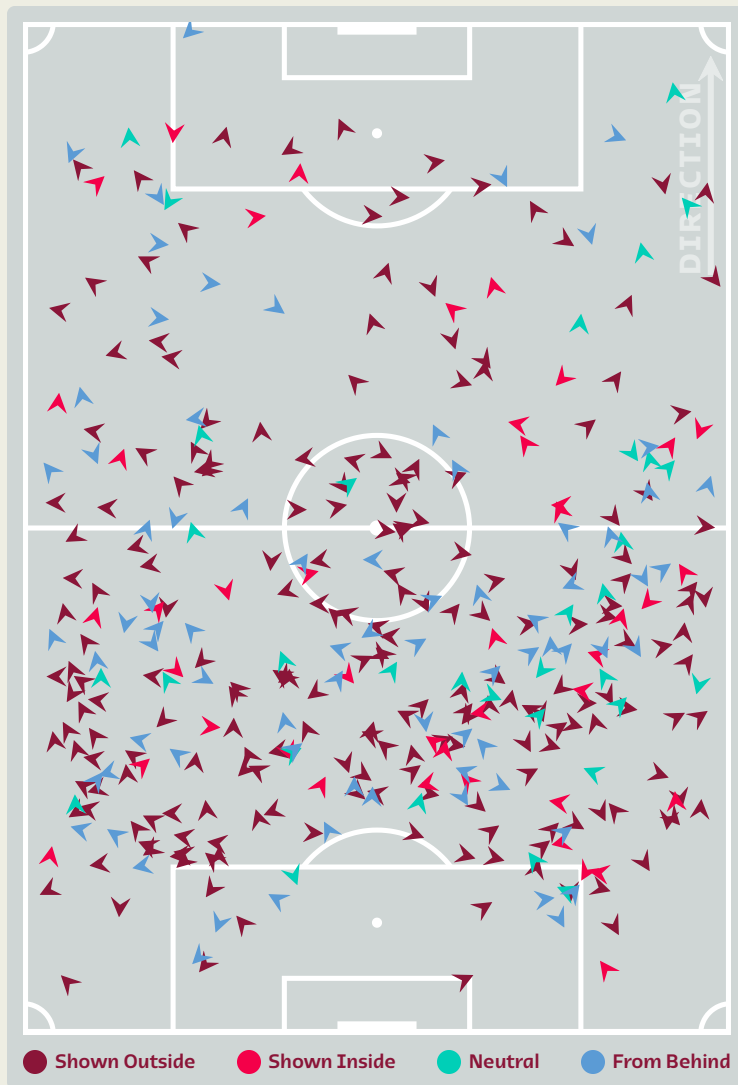


Defensive Pressure



Croatia

Brazil



365	Total Pressures	423
63	Direct Pressures	77
1.57s	Avg Pressure Duration	1.55s
95	Forced Turnovers	77
13.42s	Ball Recovery Time	14.98s
187	Pushing on into Pressing	170
399	Pushing on	379
43	Pressing Direction Inside	60
214	Pressing Direction Outside	239

Most Direct Pressures

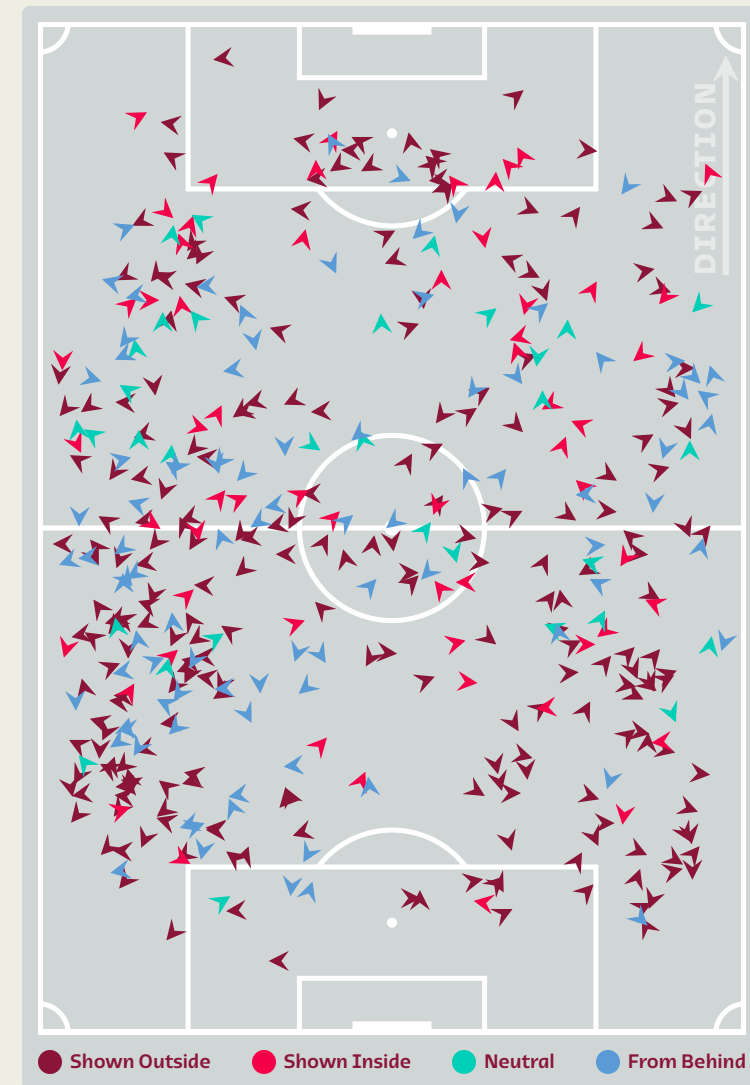
9

PERISIC Ivan
LEFT WINGER

Most Direct Pressures

11

CASEMIRO
DEFENSIVE MIDFIELD CENTRE





FIFA WORLD CUP
Qatar 2022



GOALKEEPING



Croatia v Brazil

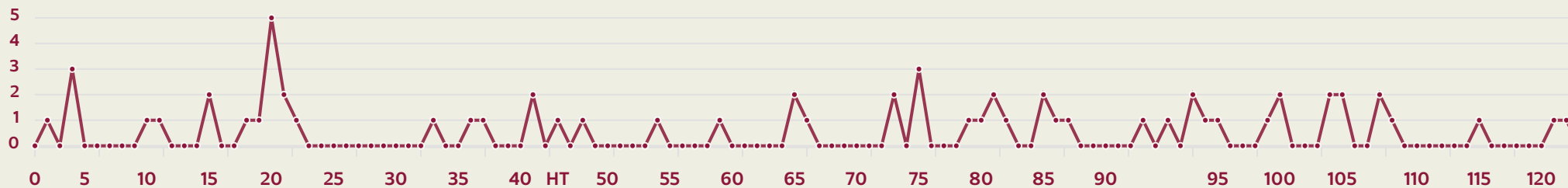


Goalkeeping Involvement



Croatia

Croatia GK Involvement Timeline



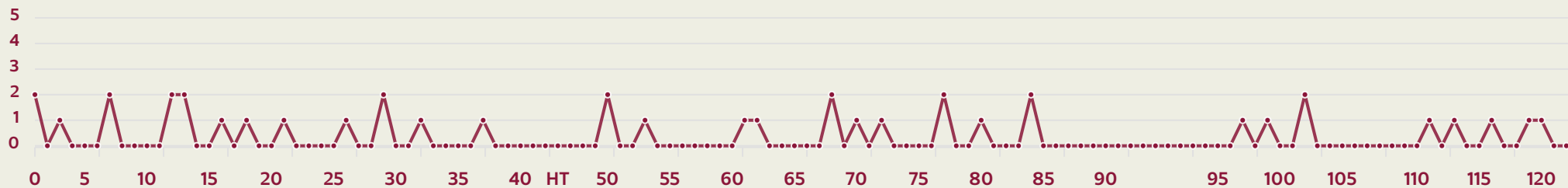
64

Total Involvements



Brazil

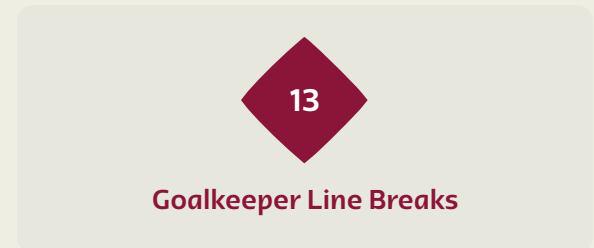
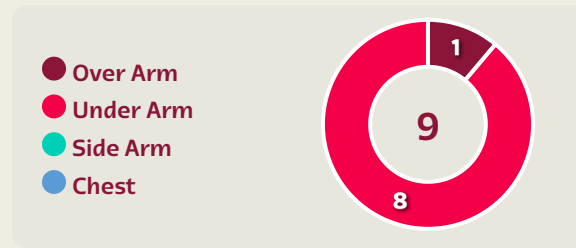
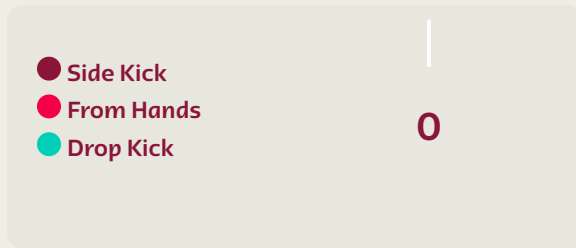
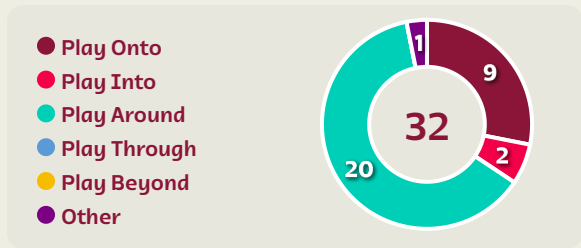
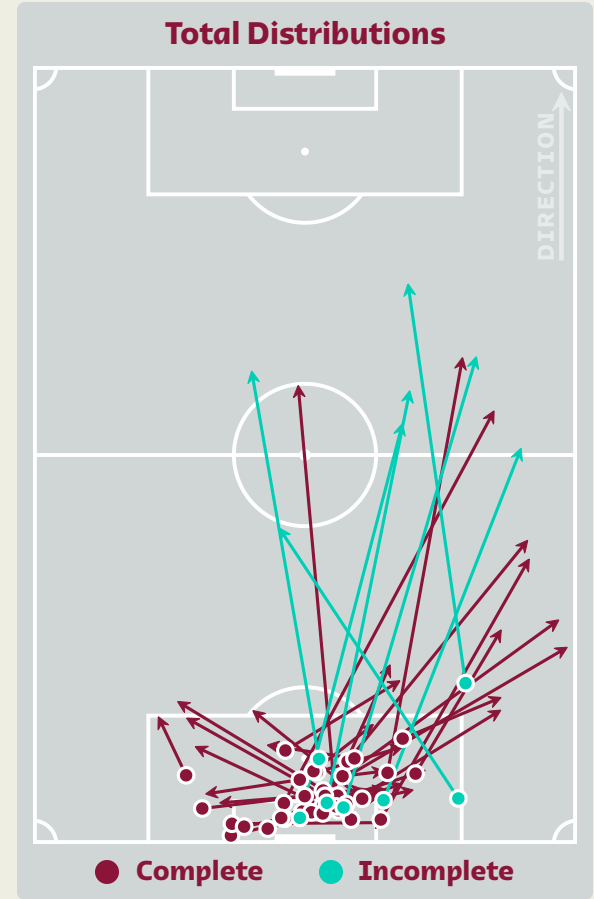
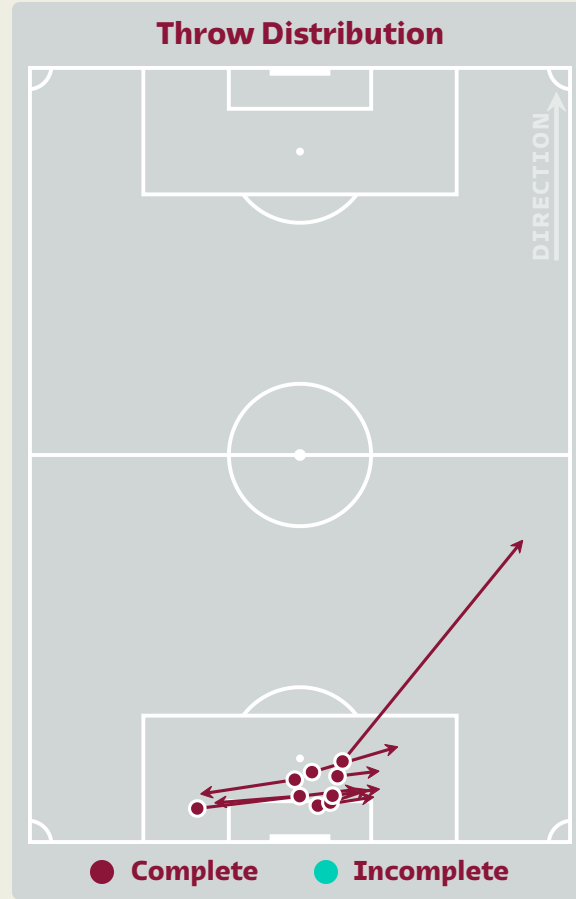
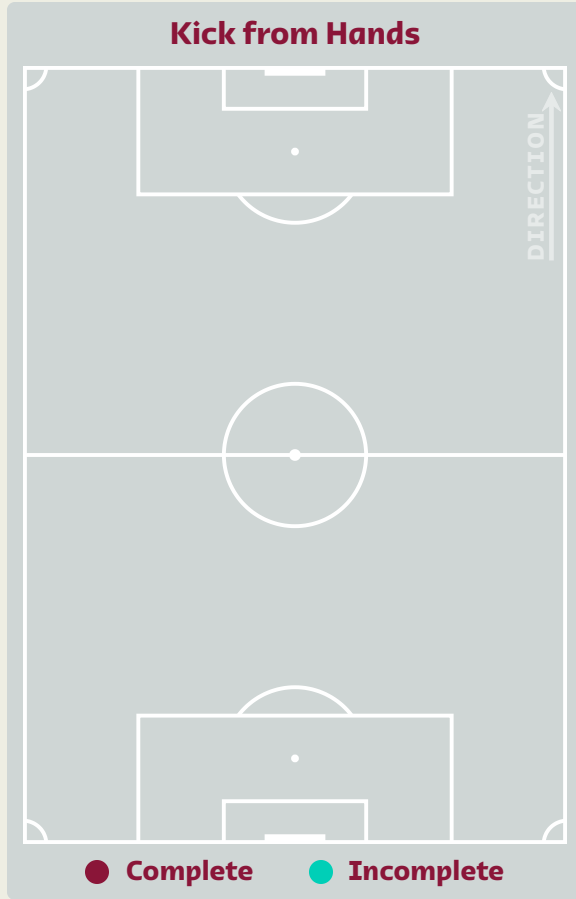
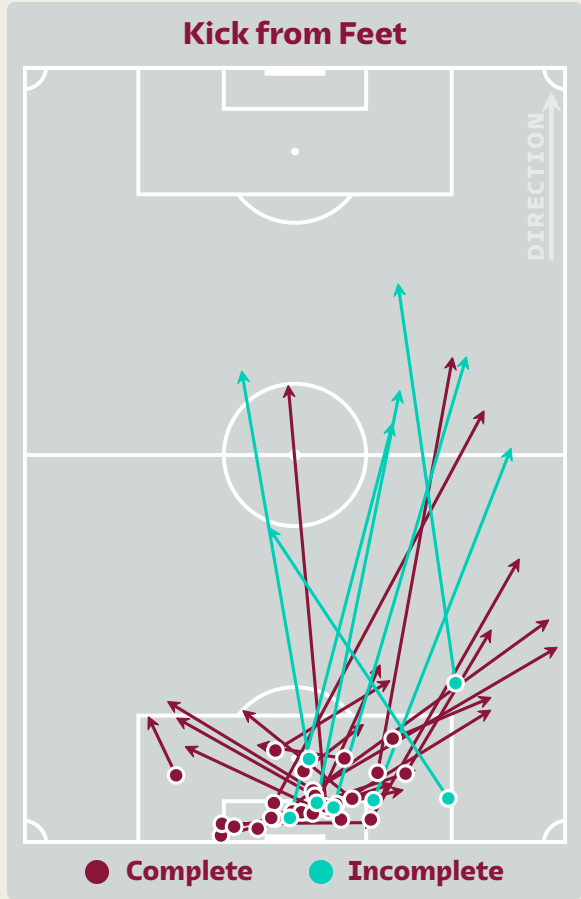
Brazil GK Involvement Timeline



40

Total Involvements

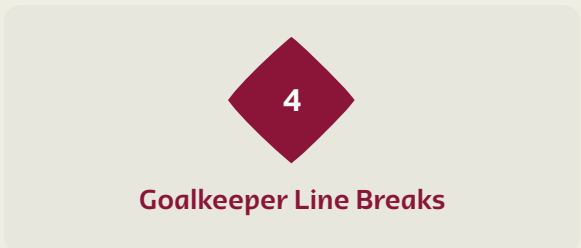
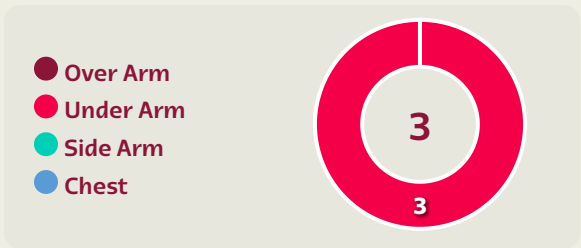
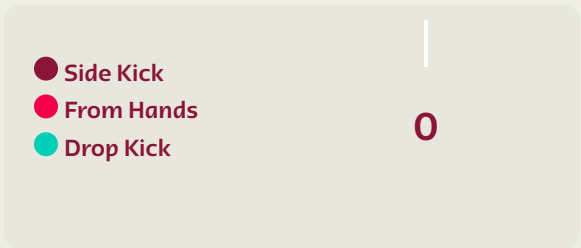
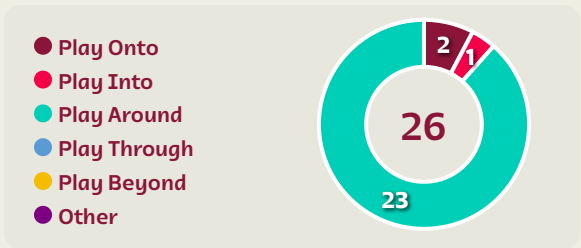
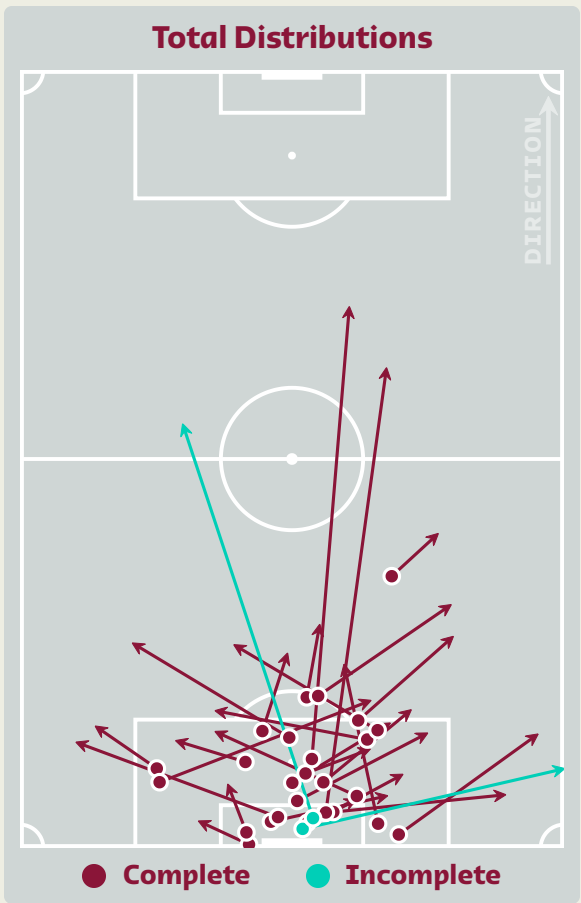
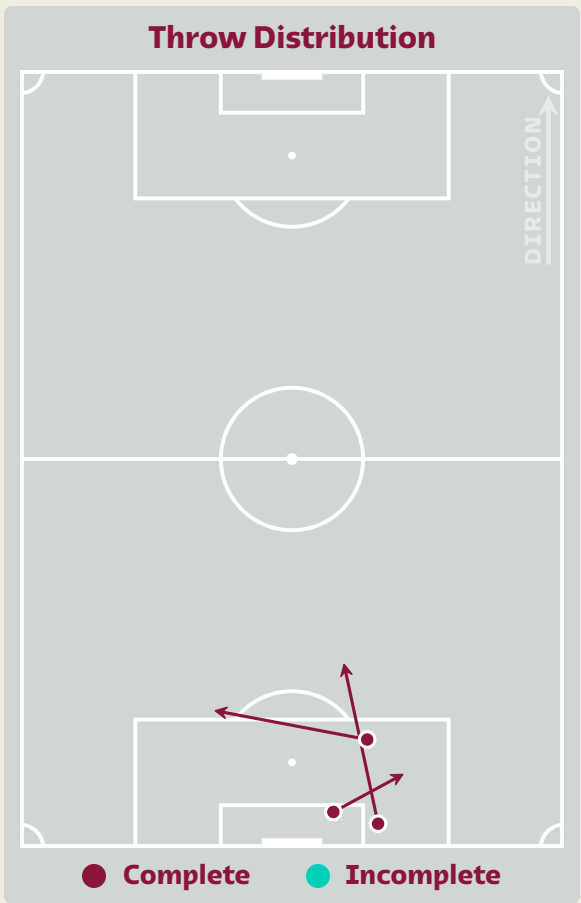
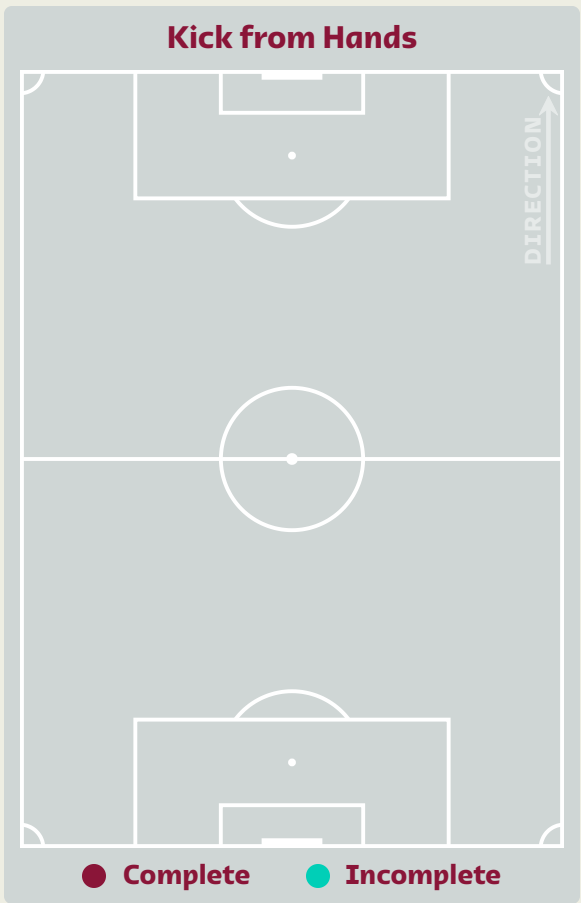
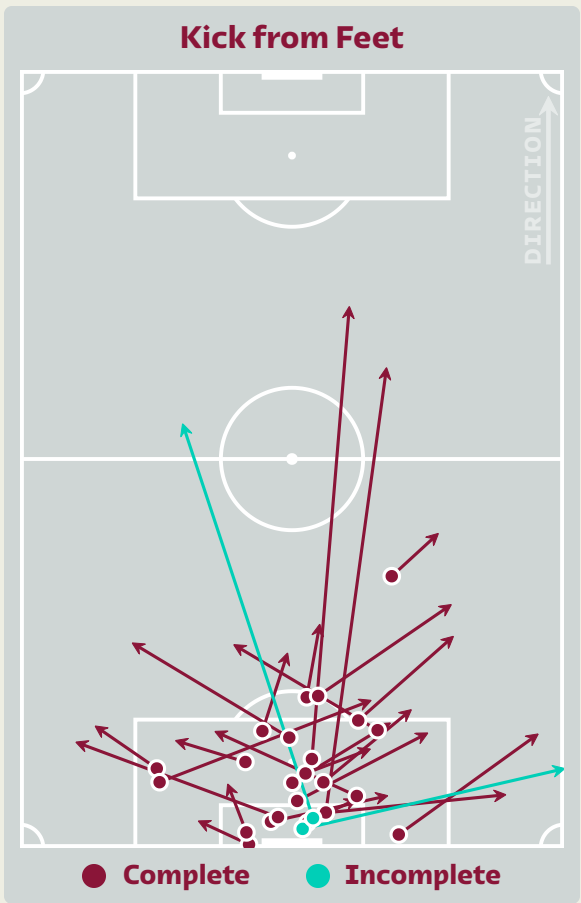
Goalkeeping Distribution



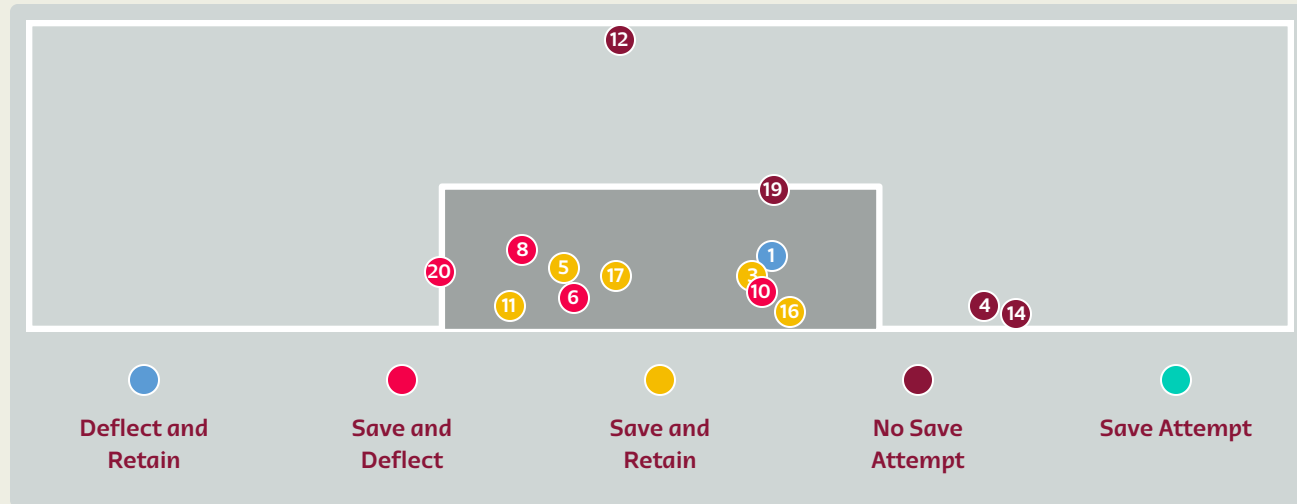
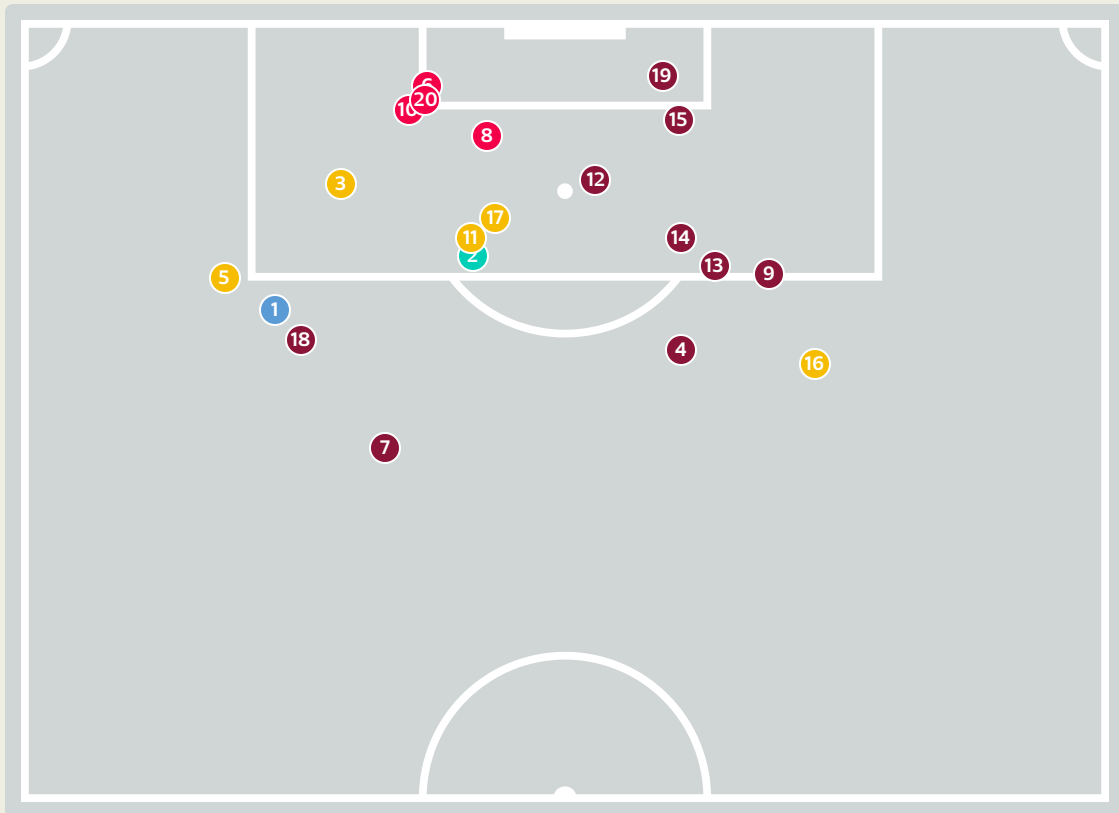
Brazil



Goalkeeping Distribution



Goal Prevention

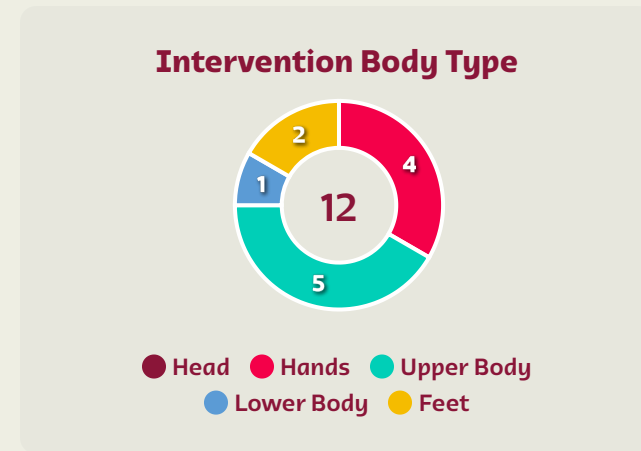
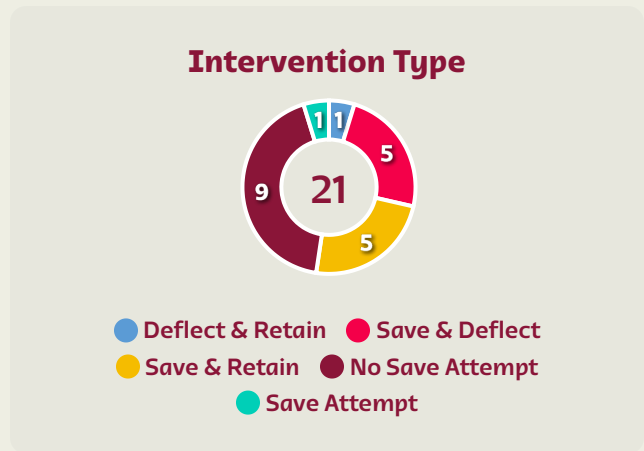


21

Total Attempts on Goal Faced

91

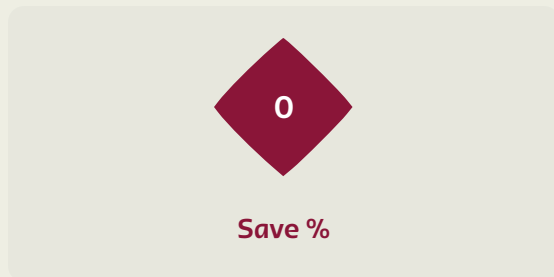
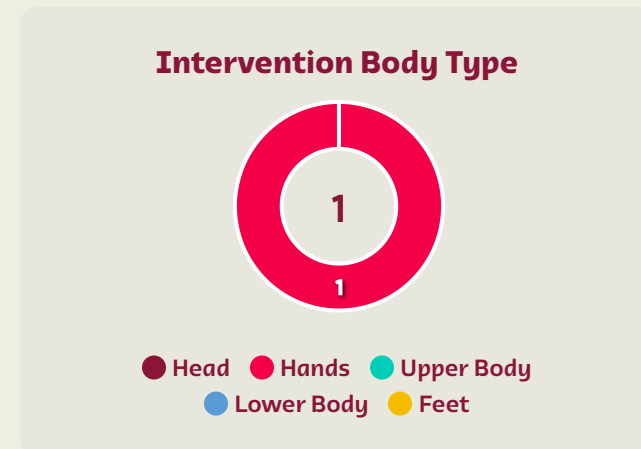
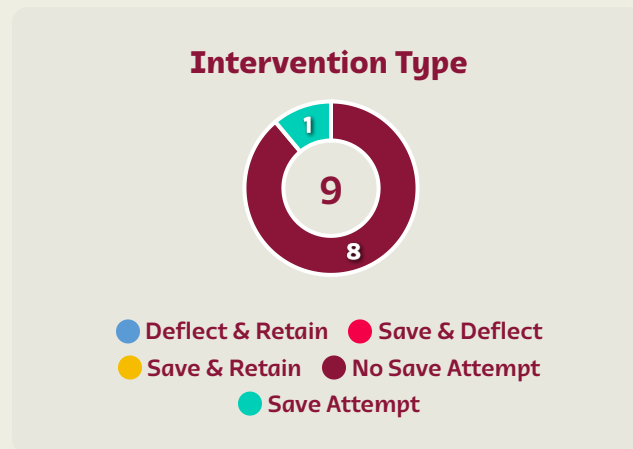
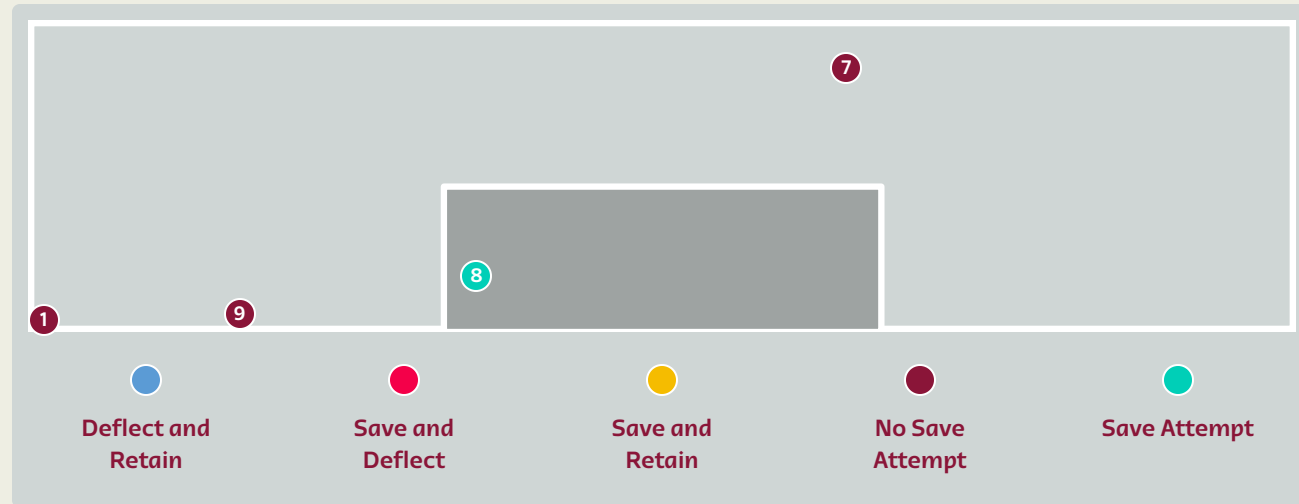
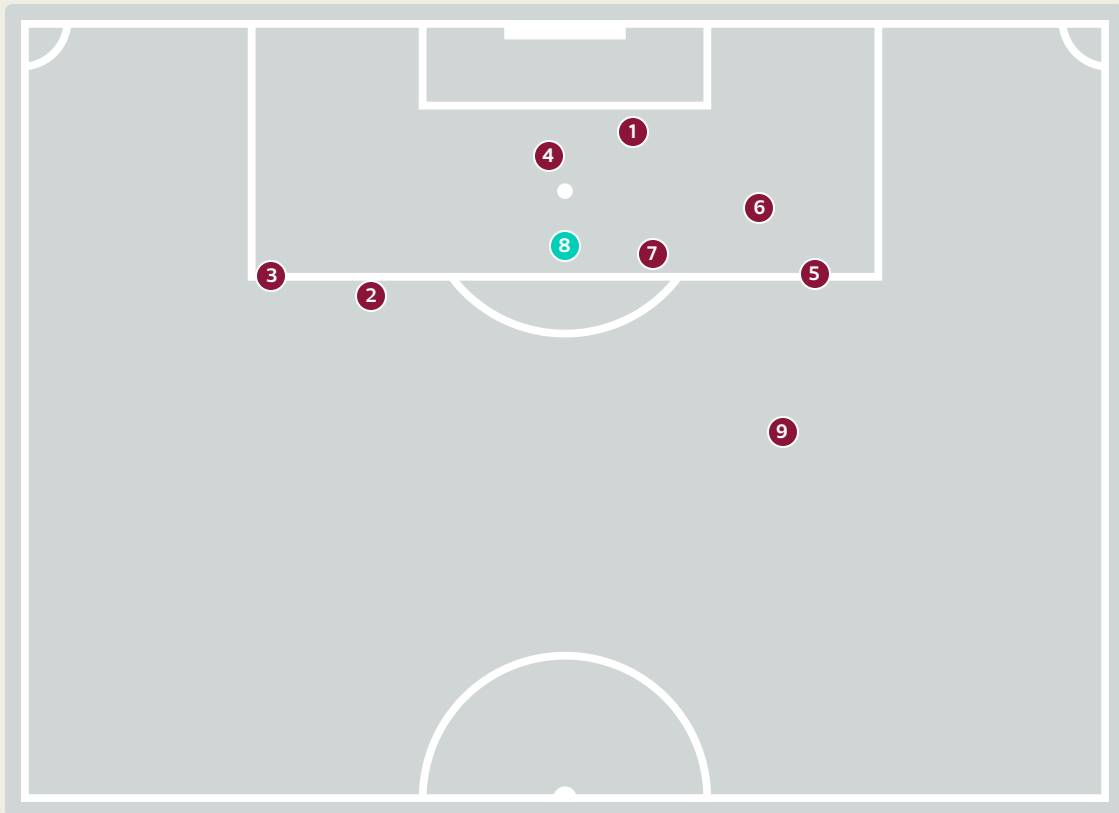
Save %



Total Attempts on Goal Faced	Total Goal Interventions	Save & Retain	Deflect & Retain	Save & Deflect	Save Attempt	No Save Attempt
21	10	5	0	5	1	9

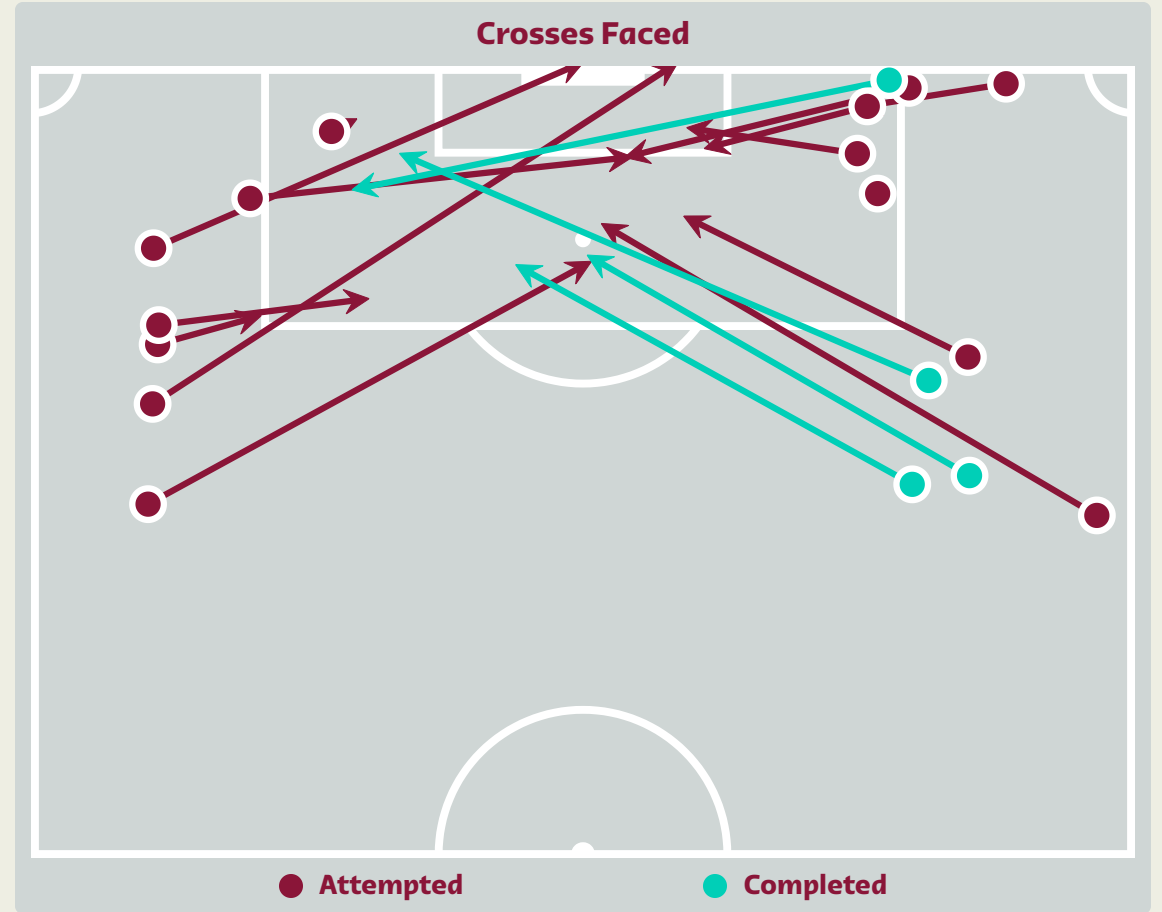
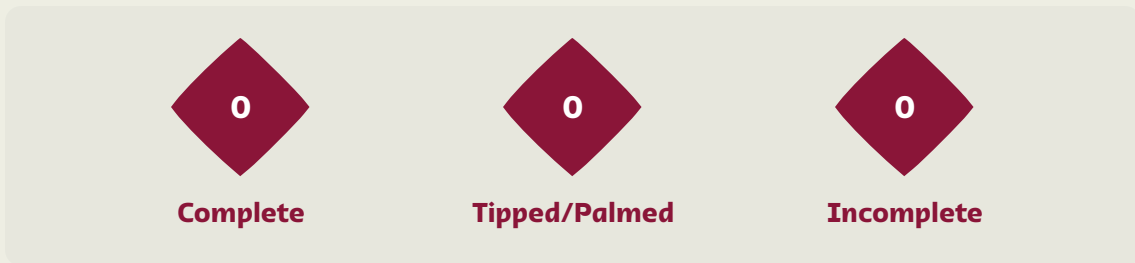
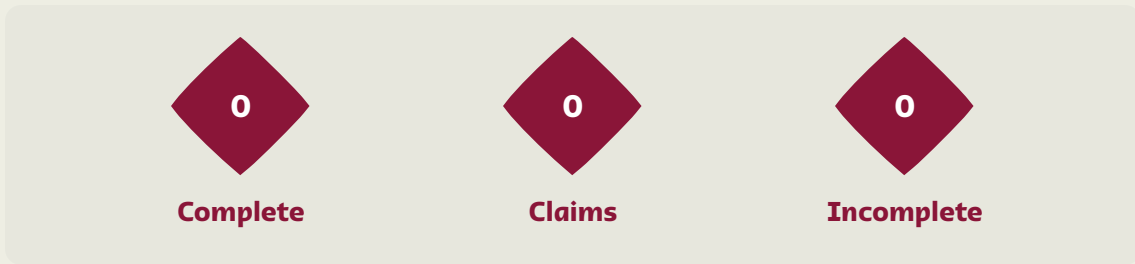
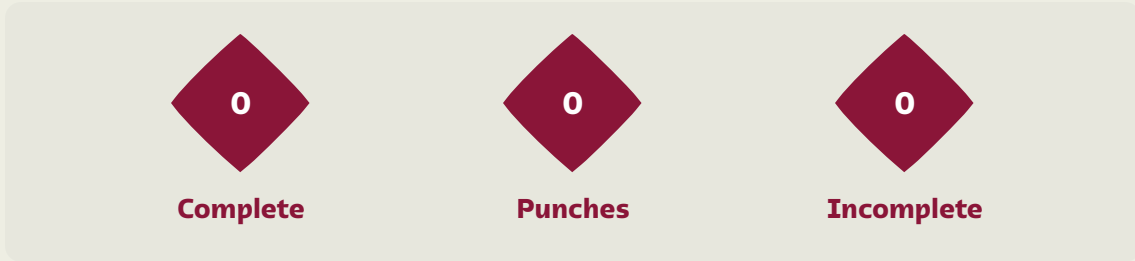
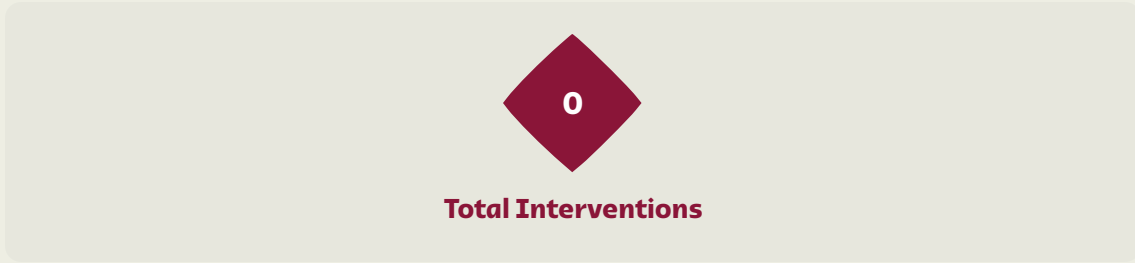


Goal Prevention



Total Attempts on Goal Faced	Total Goal Interventions	Save & Retain	Deflect & Retain	Save & Deflect	Save Attempt	No Save Attempt
9	0	0	0	0	1	8

Aerial Control

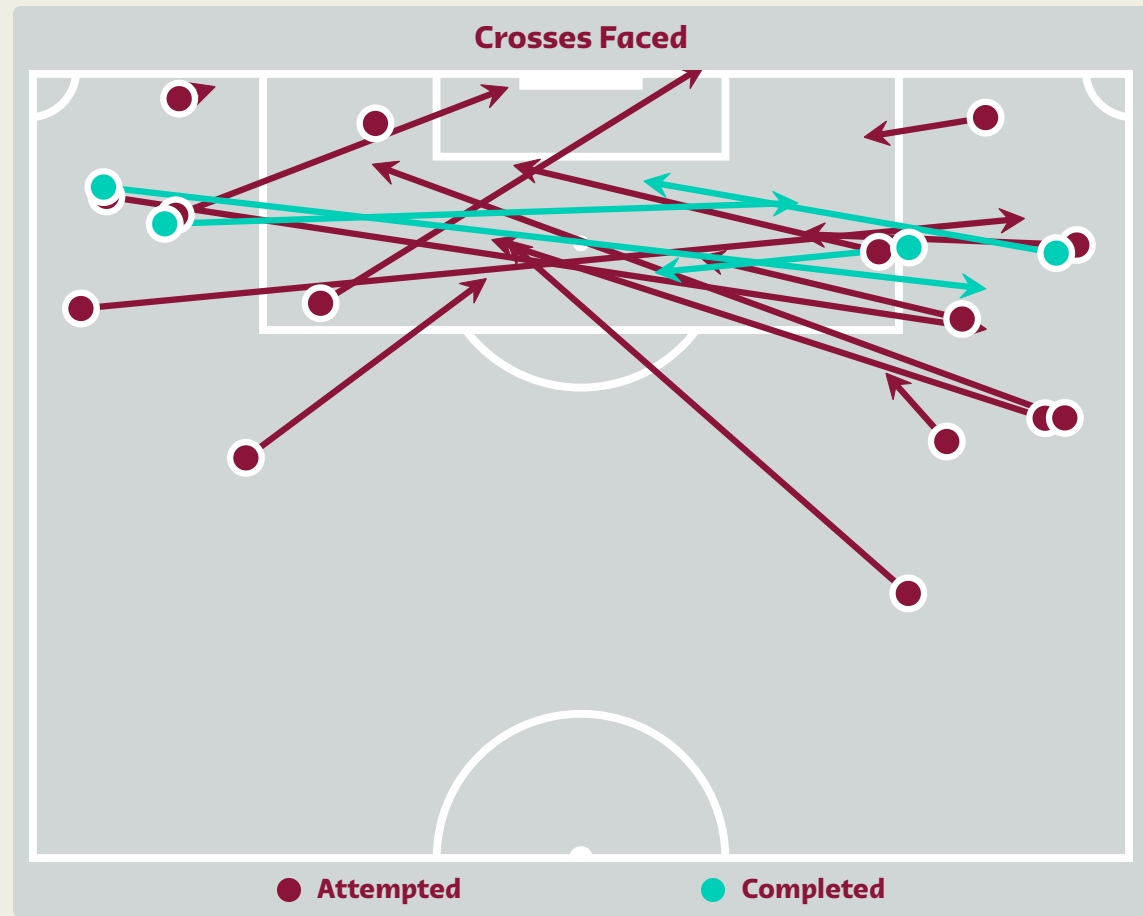

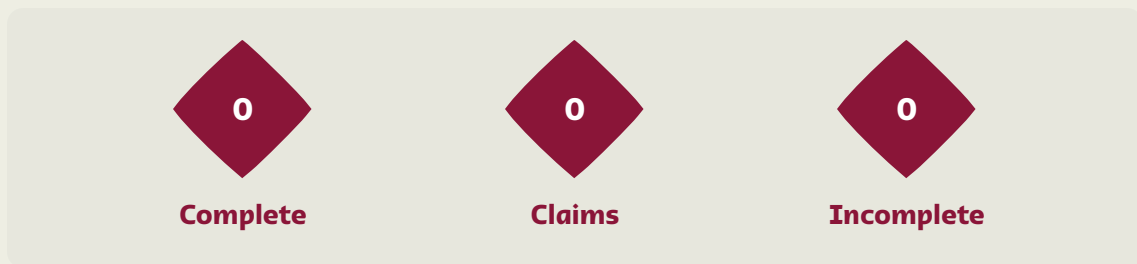


Delivery Types Faced

Total	In Swing	Out Swing	Driven	Lofted	Cutback	Push
25	7	5	3	4	3	3



Aerial Control



Delivery Types Faced

Total	In Swing	Out Swing	Driven	Lofted	Cutback	Push
22	2	8	3	4	0	5



FIFA WORLD CUP
Qatar 2022



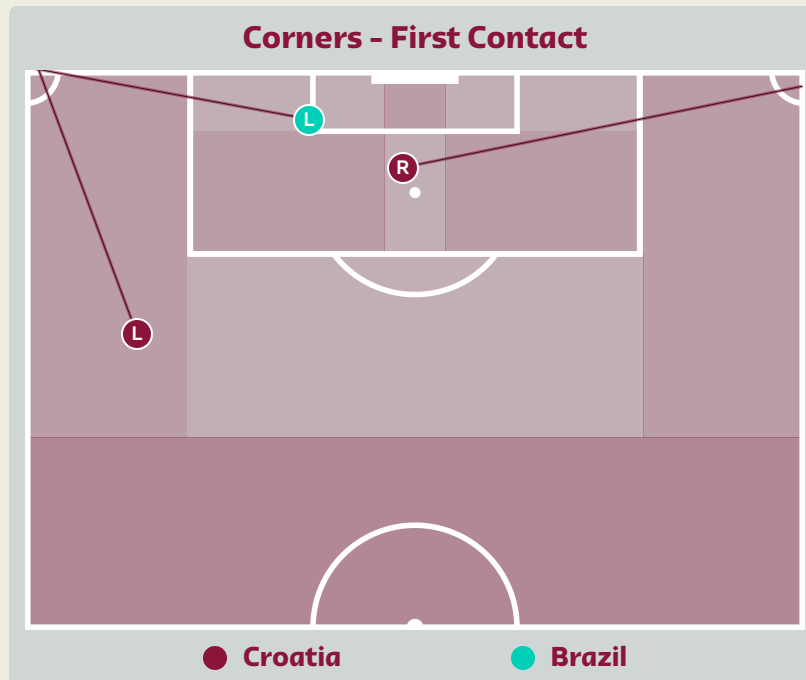
SET PLAYS



Croatia v Brazil



Set Plays - Corners



Delivery Type	From Left Side	From Right Side	Total
Direct to Area	1	1	2
Short	1	0	1
Edge of Penalty Area	0	0	0

Delivery Style	Total
Inswing	1
Outswing	1
Driven	0

Free Kicks	
Type	Total
Direct	24
Direct (on target)	0
Direct (off target)	0
Indirect	3



Top 5 Player First Contacts		
Player	Team	Total
PERISIC Ivan	Croatia	1
BROZOVIC Marcelo	Croatia	1
RICHARLISON	Brazil	1



Set Plays - Corners

56

Total Set Plays

25

Total Free Kicks

0

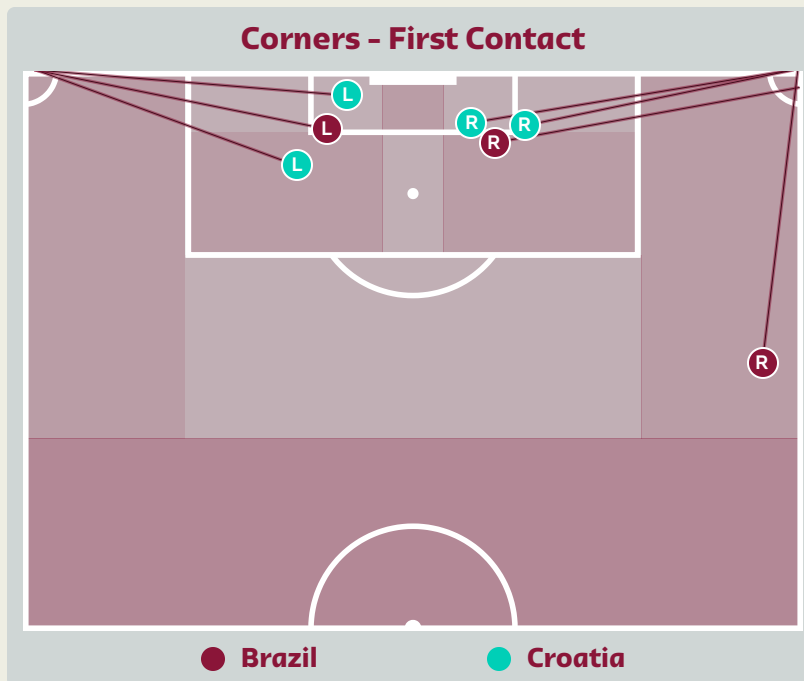
Total Penalties

7

Total Corners

24

Total Throw Ins



Delivery Type	From Left Side	From Right Side	Total
Direct to Area	3	3	6
Short	0	1	1
Edge of Penalty Area	0	0	0

Delivery Style	Total
Inswing	4
Outswing	1
Driven	0

Free Kicks	
Type	Total
Direct	22
Direct (on target)	1
Direct (off target)	1
Indirect	3

First Contacts on Brazil Crosses

3

By Brazil

4

By Croatia

Top 5 Player First Contacts		
Player	Team	Total
PERISIC Ivan	Croatia	2
BROZOVIC Marcelo	Croatia	2
FRED	Brazil	1
RODRYGO	Brazil	1
PEDRO	Brazil	1



FIFA WORLD CUP
Qatar 2022



INDIVIDUAL DATA IN POSSESSION



Croatia v Brazil



In Possession - Distributions

Croatia



#	Player	Passes Attempted	Passes Completed	Pass Completion %	Switches of Play	Crosses Attempted	Crosses Completed	Line Breaks Attempted	Line Breaks Completed	Line Break Completion %	Ball Progressions	Take Ons	Step Ins	Attempts at Goal	Goals
1	LIVAKOVIC Dominik	41	34	83%	0	0	0	13	7	53%	0	0	0	0	0
4	PERISIC Ivan	26	17	65%	3	6	1	5	3	60%	1	0	1	3	0
6	LOVREN Dejan	88	84	95%	4	1	0	27	24	88%	5	0	5	0	0
8	KOVACIC Mateo	73	66	90%	1	1	0	17	11	64%	2	0	2	0	0
9	KRAMARIC Andrej	28	22	79%	0	0	0	1	0	0%	0	0	0	2	0
10	MODRIC Luka	115	103	90%	3	4	1	46	39	84%	3	1	2	0	0
11	BROZOVIC Marcelo	107	97	91%	1	1	0	21	18	85%	0	0	0	1	0
15	PASALIC Mario	28	26	93%	0	1	1	8	7	87%	2	1	1	0	0
19	SOSA Borna	40	30	75%	0	1	0	17	11	64%	2	0	2	0	0
20	GVARDIOL Josko	67	63	94%	1	0	0	14	12	85%	2	0	2	0	0
22	JURANOVIC Josip	71	64	90%	1	4	1	20	17	85%	3	0	3	0	0
7	MAJER Lovro	14	12	86%	0	2	1	3	2	66%	0	0	0	1	0
13	VLASIC Nikola	9	8	89%	0	1	0	3	2	66%	2	0	2	1	0
16	PETKOVIC Bruno	7	5	71%	1	0	0	0	0	0%	1	1	0	1	1
17	BUDIMIR Ante	0	0	0%	0	0	0	0	0	0%	0	0	0	0	0
18	ORSIC Mislav	1	1	100%	0	0	0	0	0	0%	1	0	1	0	0

In Possession - Offers & Receptions



			Offer movement types						
#	Player	Total Offers	In Front	In Between	Out to In	In to Out	In Behind	No Movement	Offers Received
1	LIVAKOVIC Dominik	13	0	0	0	0	0	13	8
4	PERISIC Ivan	62	3	3	2	0	39	15	19
6	LOVREN Dejan	50	12	1	0	0	2	35	22
8	KOVACIC Mateo	75	30	27	2	6	1	9	33
9	KRAMARIC Andrej	54	0	26	0	3	18	7	11
10	MODRIC Luka	70	25	23	1	6	4	11	40
11	BROZOVIC Marcelo	110	52	27	4	6	1	20	44
15	PASALIC Mario	33	3	3	2	4	14	7	14
19	SOSA Borna	21	2	1	1	1	10	6	4
20	GVARDIOL Josko	56	6	1	0	1	1	47	25
22	JURANOVIC Josip	64	10	4	0	0	21	29	34
7	MAJER Lovro	12	5	0	1	0	2	4	6
13	VLASIC Nikola	24	0	6	1	3	13	1	7
16	PETKOVIC Bruno	19	0	9	1	0	9	0	4
17	BUDIMIR Ante	8	0	0	0	0	8	0	0
18	ORSIC Mislav	3	0	0	0	0	2	1	1

In Possession - Distributions



#	Player	Passes Attempted	Passes Completed	Pass Completion %	Switches of Play	Crosses Attempted	Crosses Completed	Line Breaks Attempted	Line Breaks Completed	Line Break Completion %	Ball Progressions	Take Ons	Step Ins	Attempts at Goal	Goals
1	ALISSON	29	27	93%	0	0	0	4	4	100%	0	0	0	0	0
2	DANILO	101	91	90%	1	2	0	22	14	63%	0	0	0	1	0
3	THIAGO SILVA	92	87	95%	0	1	1	13	12	92%	4	1	3	0	0
4	MARQUINHOS	97	96	99%	1	0	0	5	5	100%	3	0	3	0	0
5	CASEMIRO	63	50	79%	0	2	1	18	12	66%	0	0	0	3	0
7	LUCAS PAQUETA	59	55	93%	0	1	0	13	9	69%	0	0	0	2	0
9	RICHARLISON	9	6	67%	0	2	0	2	1	50%	3	2	1	1	0
10	NEYMAR	62	49	79%	1	4	2	27	16	59%	14	5	9	5	1
11	RAPHINHA	22	19	86%	1	1	0	3	3	100%	1	1	0	0	0
14	EDER MILITAO	77	71	92%	1	3	1	26	21	80%	1	0	1	3	0
20	VINICIUS JUNIOR	10	8	80%	0	3	0	2	2	100%	3	3	0	2	0
6	ALEX SANDRO	5	4	80%	0	0	0	1	0	0%	0	0	0	0	0
8	FRED	2	2	100%	0	0	0	0	0	0%	0	0	0	0	0
19	ANTONY	26	25	96%	0	3	1	7	6	85%	5	3	2	1	0
21	RODRYGO	35	30	86%	0	3	0	2	1	50%	5	4	1	0	0
25	PEDRO	6	5	83%	0	0	0	4	1	25%	2	1	1	2	0



In Possession - Offers & Receptions

			Offer movement types						
#	Player	Total Offers	In Front	In Between	Out to In	In to Out	In Behind	No Movement	Offers Received
1	ALISSON	16	0	0	0	0	0	16	11
2	DANILO	117	66	6	0	0	2	43	57
3	THIAGO SILVA	19	7	0	0	0	0	12	9
4	MARQUINHOS	61	8	0	0	0	1	52	25
5	CASEMIRO	58	38	11	0	0	3	6	21
7	LUCAS PAQUETA	112	45	25	1	0	29	12	31
9	RICHARLISON	31	0	9	0	3	18	1	6
10	NEYMAR	123	49	21	2	14	26	11	57
11	RAPHINHA	40	6	2	1	0	10	21	15
14	EDER MILITAO	19	8	3	1	0	4	3	11
20	VINICIUS JUNIOR	49	4	0	2	0	21	22	11
6	ALEX SANDRO	1	0	0	0	0	0	1	1
8	FRED	5	3	1	0	0	1	0	0
19	ANTONY	39	10	1	2	2	9	15	19
21	RODRYGO	34	8	4	2	1	12	7	15
25	PEDRO	13	0	5	1	0	7	0	2



FIFA WORLD CUP
Qatar 2022



INDIVIDUAL DATA OUT OF POSSESSION



Croatia v Brazil



Out of Possession

Croatia



#	Player	Tackles Made / Won	Blocks	Interceptions	Pressing Direct	Pressing Indirect	Duels Won - Aerial	Duels Won - Physical	Possession Contests won	Clearances	Loose Ball Receptions	Pushing On	Pushing On into Pressing	Possession Regains	Possession Interrupted
1	LIVAKOVIC Dominik	0 / 0	0	0	0	0	0	0	0	0	2	0	0	10	0
4	PERISIC Ivan	8 / 1	3	1	9	48	5	0	5	2	1	42	28	4	3
6	LOVREN Dejan	2 / 1	1	2	1	2	3	0	3	11	6	11	2	8	8
8	KOVACIC Mateo	5 / 2	5	1	8	39	0	0	1	0	7	83	30	4	5
9	KRAMARIC Andrej	0 / 0	1	0	0	33	0	0	0	0	3	20	14	1	0
10	MODRIC Luka	4 / 2	3	2	9	32	1	0	1	0	7	44	21	7	1
11	BROZOVIC Marcelo	5 / 1	7	2	7	26	1	0	4	2	12	26	9	10	5
15	PASALIC Mario	7 / 2	1	0	6	32	2	0	2	1	2	25	13	3	3
19	SOSA Borna	6 / 0	1	0	7	22	2	0	2	4	6	40	22	2	3
20	GVARDIOL Josko	3 / 0	4	1	6	2	0	1	1	8	11	25	3	5	8
22	JURANOVIC Josip	6 / 3	3	2	7	12	0	0	0	4	9	32	10	8	3
7	MAJER Lovro	1 / 0	0	0	1	1	0	0	0	1	1	5	2	0	1
13	VLASIC Nikola	2 / 0	0	0	2	32	0	1	1	0	4	29	25	0	0
16	PETKOVIC Bruno	2 / 1	0	0	0	13	1	0	1	0	1	8	3	1	0
17	BUDIMIR Ante	0 / 0	0	0	0	5	0	0	0	0	0	6	3	0	0
18	ORSIC Mislav	0 / 0	0	0	0	3	0	0	0	0	1	3	2	0	0

Out of Possession



#	Player	Tackles Made / Won	Blocks	Interceptions	Pressing Direct	Pressing Indirect	Duels Won - Aerial	Duels Won - Physical	Possession Contests won	Clearances	Loose Ball Receptions	Pushing On	Pushing On into Pressing	Possession Regains	Possession Interrupted
1	ALISSON	0 / 0	0	0	0	0	0	0	0	0	2	0	0	3	0
2	DANILO	6 / 0	3	3	6	22	2	1	3	8	7	41	11	7	6
3	THIAGO SILVA	2 / 0	4	4	3	6	2	0	3	3	5	15	3	13	3
4	MARQUINHOS	1 / 0	3	0	4	9	1	1	2	3	3	18	8	7	2
5	CASEMIRO	6 / 1	11	0	11	57	1	0	2	3	7	29	15	6	10
7	LUCAS PAQUETA	4 / 1	4	0	11	39	0	1	2	3	9	55	21	5	4
9	RICHARLISON	2 / 1	0	0	7	54	1	0	1	1	4	28	21	2	1
10	NEYMAR	2 / 0	1	0	2	34	1	0	1	0	5	46	21	1	1
11	RAPHINHA	2 / 0	2	0	2	15	0	0	1	0	4	25	12	1	1
14	EDER MILITAO	4 / 2	4	2	8	12	3	0	3	4	8	19	5	8	4
20	VINICIUS JUNIOR	2 / 1	1	0	5	31	0	0	0	0	4	35	20	1	1
6	ALEX SANDRO	0 / 0	0	0	2	3	1	0	1	1	0	1	0	1	1
8	FRED	1 / 0	2	0	2	5	0	0	0	1	2	5	2	1	2
19	ANTONY	4 / 0	2	0	5	15	0	0	0	1	6	20	10	0	4
21	RODRYGO	4 / 0	2	1	7	25	1	0	1	1	4	20	10	3	2
25	PEDRO	1 / 0	1	0	2	19	0	0	0	0	2	22	11	0	1



FIFA WORLD CUP
Qatar 2022



INDIVIDUAL DATA PHYSICAL



Croatia v Brazil



Physical Data

Croatia



#	Player	Total Distance (m)	Zone 1: 0-7 km/h (m)	Zone 2: 7-15 km/h (m)	Zone 3: 15-20 km/h (m)	Zone 4: 20-25 km/h (m)	Zone 5: 25+ km/h (m)	High Speed Runs (Zone 4)	Sprints (Zone 5)	Top Speed (km/h)
1	LIVAKOVIC Dominik	4988.5	4130.9	796.2	45.4	16.5	0	5	2	23.9
4	PERISIC Ivan	14795.9	5791.1	5245.1	2081.8	1179.2	497.1	186	87	32.3
6	LOVREN Dejan	12695.7	5217.9	5370.3	1340.7	575.1	191.7	114	45	30.3
8	KOVACIC Mateo	12207.3	4041.8	5916.9	1357.5	675.1	214.8	131	59	31.8
9	KRAMARIC Andrej	9359.2	2717.9	4449.4	1214.8	855.4	122.6	116	67	30.7
10	MODRIC Luka	13973.1	5068.0	6111.8	1887.8	634.4	271.1	171	56	30.0
11	BROZOVIC Marcelo	15686.3	3537.3	8028.3	3278.4	795.3	47.1	234	56	27.4
15	PASALIC Mario	8765.4	3093.3	3590.3	1126.3	716.1	239.3	109	52	31.6
19	SOSA Borna	11813.4	4589.5	5338.5	1170.7	550.5	163.0	126	41	30.0
20	GVARDIOL Josko	12947.5	5349.9	5449.6	1338.8	480.4	328.9	117	43	33.3
22	JURANOVIC Josip	12132.5	5634.3	4202.7	1122.3	685.5	487.7	103	56	33.1
7	MAJER Lovro	2312.8	843.9	792.3	463.7	151.9	61.1	39	10	29.5
13	VLASIC Nikola	6946.7	2359.8	2966.3	828.7	578.0	214.0	86	42	31.8
16	PETKOVIC Bruno	5961.2	2294.5	2537.1	826.8	251.0	51.9	74	21	30.1
17	BUDIMIR Ante	1524.9	555.4	620.5	181.2	79.8	88.1	20	9	28.1
18	ORSIC Mislav	1107.3	391.4	404.6	129.3	114.6	67.4	13	8	28.3

Physical Data



#	Player	Total Distance (m)	Zone 1: 0-7 km/h (m)	Zone 2: 7-15 km/h (m)	Zone 3: 15-20 km/h (m)	Zone 4: 20-25 km/h (m)	Zone 5: 25+ km/h (m)	High Speed Runs (Zone 4)	Sprints (Zone 5)	Top Speed (km/h)
1	ALISSON	6268.4	5224.1	940.3	92.8	11.3	0	12	1	23.7
2	DANILO	13240.9	5083.2	4991.8	1974.2	797.1	393.3	181	65	34.3
3	THIAGO SILVA	11112.5	5305.1	4092.7	1144.6	416.7	153.4	115	40	31.4
4	MARQUINHOS	12453.2	5100.8	5201.7	1454.5	488.2	208.0	144	47	31.5
5	CASEMIRO	14509.1	4764.8	7538.9	1675.8	451.2	78.3	139	32	28.4
7	LUCAS PAQUETA	12898.3	4686.0	5267.7	2044.4	792.0	107.1	176	58	31.1
9	RICHARLISON	10148.7	2952.3	4615.6	1665.4	712.4	204.0	137	47	32.1
10	NEYMAR	12938.0	5044.5	5567.2	1491.8	599.0	235.5	135	47	32.8
11	RAPHINHA	6291.4	2358.6	2074.9	1081.5	587.0	188.7	97	45	32.7
14	EDER MILITAO	11670.3	4871.2	4305.2	1486.8	647.7	359.4	131	54	31.9
20	VINICIUS JUNIOR	6865.7	2878.1	2087.2	1082.0	574.7	243.7	95	44	32.7
6	ALEX SANDRO	1810.8	576.8	883.2	224.9	71.5	54.3	22	6	30.2
8	FRED	1950.7	565.7	838.0	361.9	167.6	17.4	38	12	30.0
19	ANTONY	7731.8	2968.2	3203.3	936.3	283.0	340.2	87	35	32.7
21	RODRYGO	7655.4	2287.4	3471.0	1209.6	530.5	156.9	92	35	30.9
25	PEDRO	5044.6	2167.6	1666.2	764.3	324.9	121.6	70	22	30.2



FIFA WORLD CUP
Qatar 2022

