




FIFA WORLD CUP
Qatar 2022



Ghana 0 - 2 Uruguay

Group H – Match 45
02 December 2022
18:00 Kick Off
Al Janoub Stadium



POST MATCH SUMMARY REPORT

Match Summary - Teams



Ghana

0 — 2

Uruguay

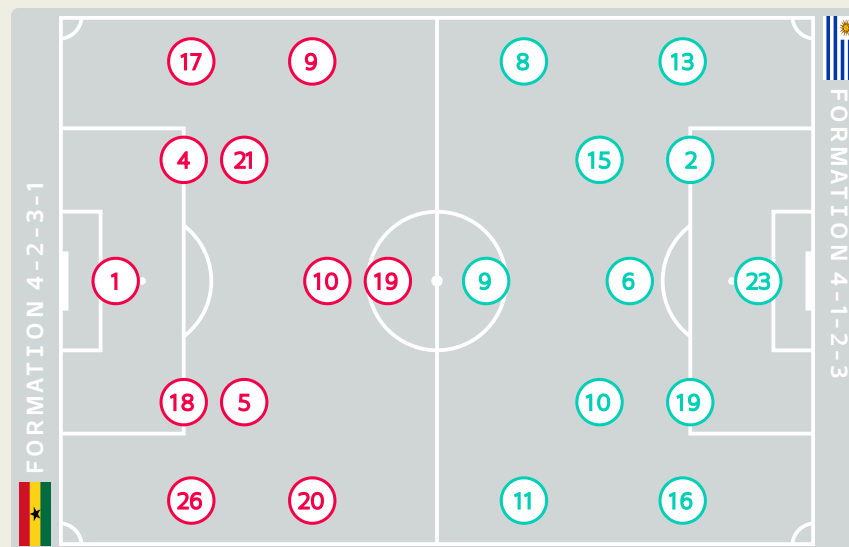


STARTING

1	GK	ZIGI Lawrence Ati	
4	DF	SALISU Mohammed	
5	MF	PARTEY Thomas	
9	FW	AYEW Jordan	↓ 46'
10	FW	AYEW Andre (C)	↓ 46'
17	DF	RAHMAN Baba	
18	DF	AMARTEY Daniel	
19	FW	WILLIAMS Inaki	↓ 72'
20	MF	KUDUS Mohammed	↓ 90+8'
21	MF	ABDUL SAMED Salis	↓ 72'
26	DF	SEIDU Alidu	90'

SUBSTITUTES

12	GK	DANLAD Ibrahim	
16	GK	NURUDEEN Abdul Manaf	
2	DF	LAMPTEY Tariq	
3	DF	ODOI Denis	
6	MF	OWUSU Elisha	
7	MF	ISSAHAKU Fatawu	↑ 90+8'
8	MF	KYEREH Daniel-Kofi	↑ 72'
11	MF	BUKARI Osman	↑ 46'
13	MF	AFRIYIE Daniel	
14	DF	MENSAH Gideon	
15	DF	AIDOO Joseph	
22	MF	SULEMANA Kamaldeen	↑ 46' 86'
23	DF	DJIKU Alexander	
24	MF	SOWAH Kamal	
25	FW	SEMENYO Antoine	↑ 72'



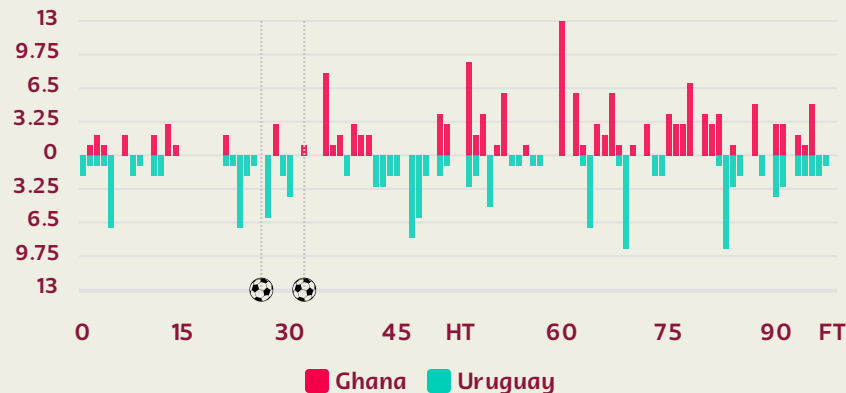
STARTING

		ROCHET Sergio	GK	23	
90'		GIMENEZ Jose Maria	DF	2	
↓ 34'		BENTANCUR Rodrigo	MF	6	
↓ 66'		PELLISTRI Facundo	FW	8	
↓ 66'	60'	(C) SUAREZ Luis	FW	9	
		DE ARRASCAETA Giorgian	MF	10	
↓ 80'	20'	NUNEZ Darwin	FW	11	
		VARELA Guillermo	DF	13	
		VALVERDE Federico	MF	15	
		OLIVERA Mathias	DF	16	
87'		COATES Sebastian	DF	19	

SUBSTITUTES

		MUSLERA Fernando	GK	1	
		SOSA Sebastian	GK	12	
		GODIN Diego	DF	3	
		ARAUJO Ronald	DF	4	
↑ 34'		VECINO Matias	MF	5	
↑ 66'		DE LA CRUZ Nicolas	MF	7	
		TORREIRA Lucas	MF	14	
		VINA Matias	DF	17	
↑ 80'		GOMEZ Maxi	FW	18	
		TORRES Facundo	FW	20	
90'	↑ 66'	CAVANI Edinson	FW	21	
		CACERES Martin	DF	22	
↑ 80'		CANOBBIO Agustin	MF	24	
		UGARTE Manuel	MF	25	
		RODRIGUEZ Jose Luis	DF	26	

Distribution in the Final Third



Match Summary - Key Statistics



Ghana



Uruguay



Possession

Total	46.2%	14.1%	39.7%	Total
0	Goals			2
9 (4)	Attempts at Goal (On Target)			12 (7)
460 (377)	Total Passes (Complete)			446 (361)
82 %	Pass Completion %			81 %
103	Completed Line Breaks			98
5	Defensive Line Breaks			14
93	Receptions in the Final Third			99
20	Crosses			15
34	Ball Progressions			20
248 (54)	Defensive Pressures Applied (Direct Pressures)			293 (73)
92	Forced Turnovers			84
81	Second Balls			81
111.7 km	Total Distance Covered			116.5 km
14.5 km	High Speed (Zone 4) Distance Covered			16.3 km



Ghana

Phases of Play

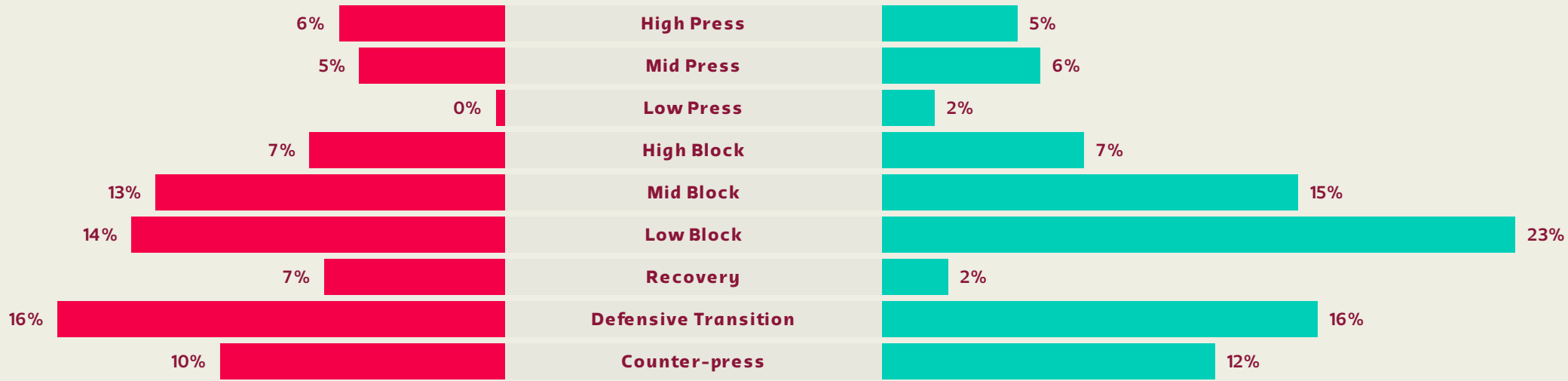
Uruguay



IN POSSESSION



OUT OF POSSESSION





FIFA WORLD CUP
Qatar 2022



IN POSSESSION

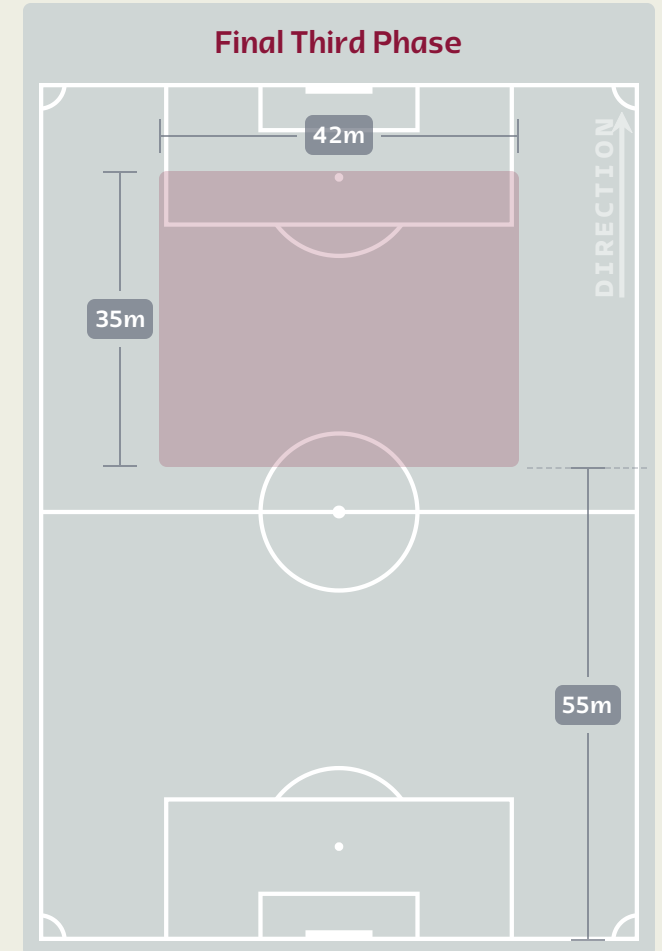
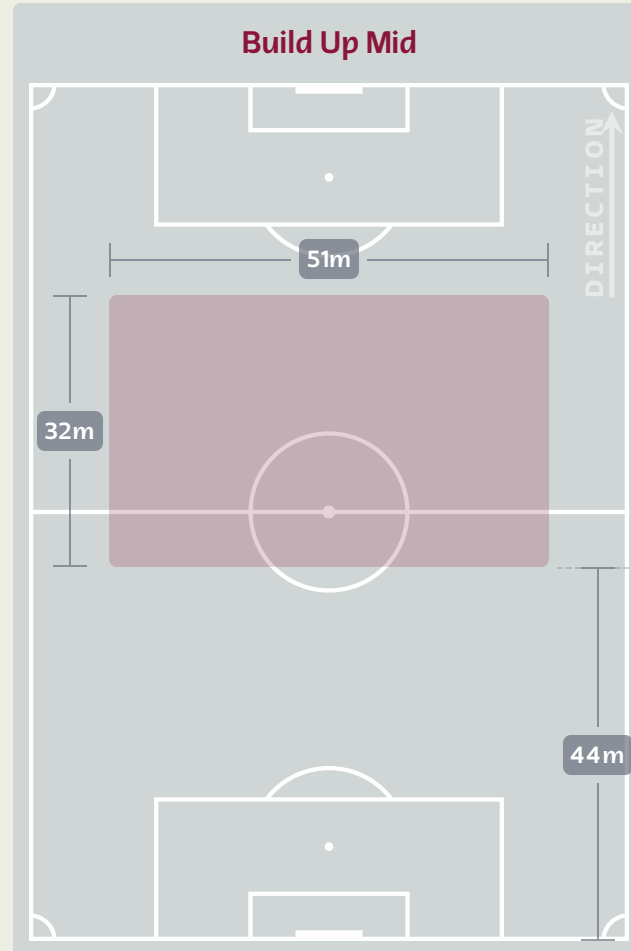
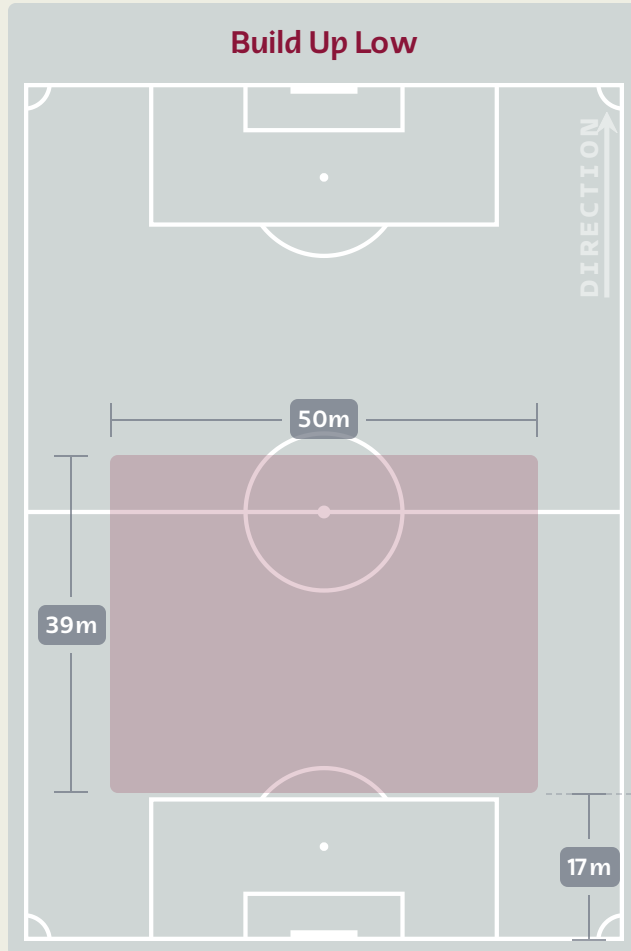


Ghana v Uruguay

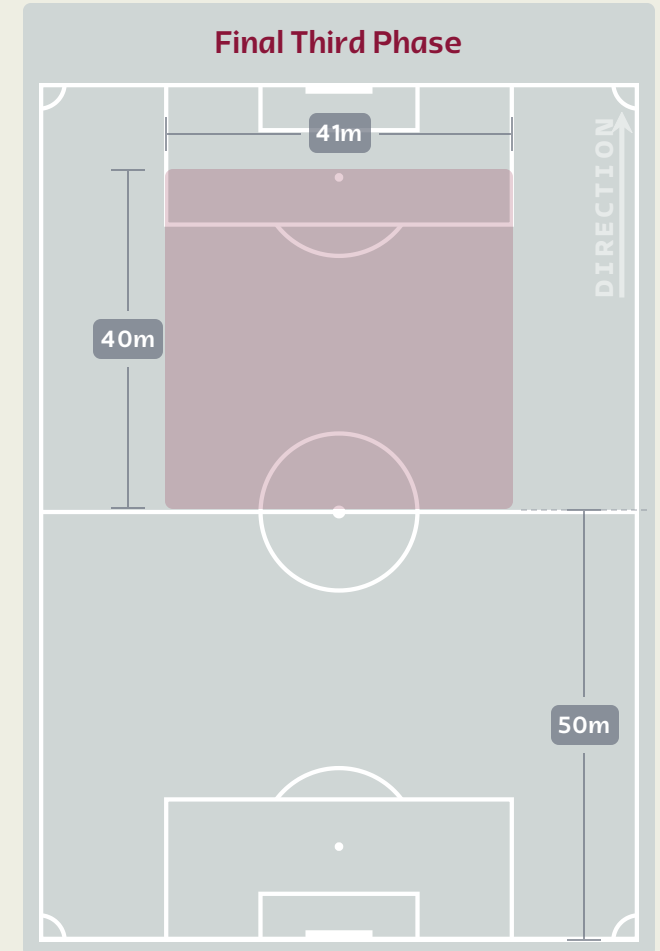
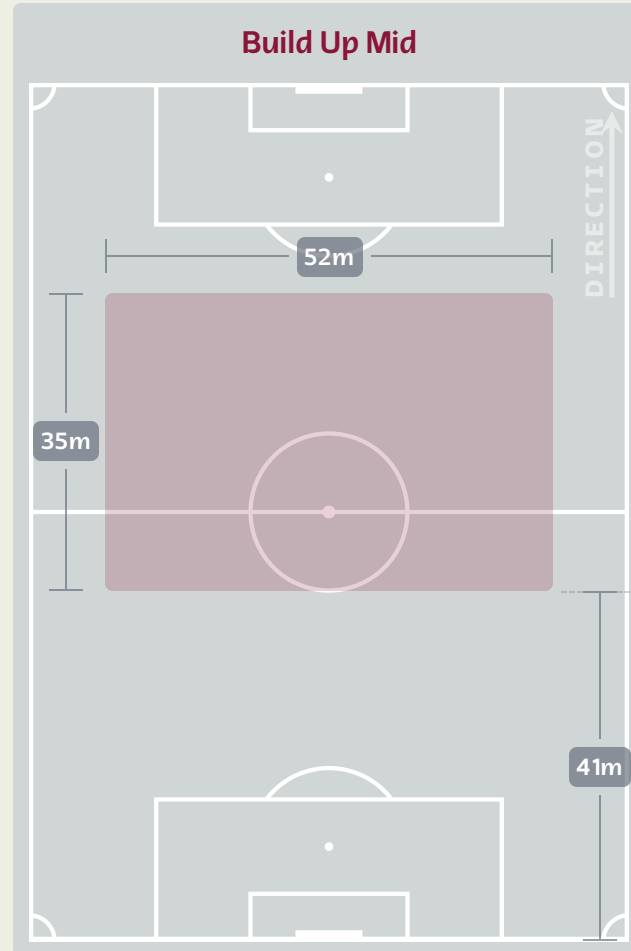
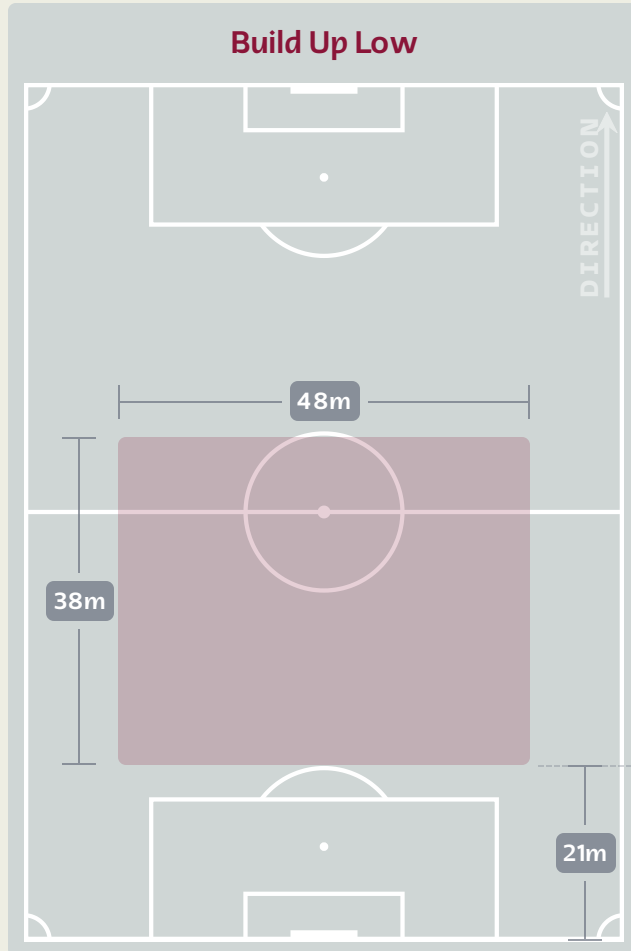


In Possession Line Height & Team Length

Ghana



In Possession Line Height & Team Length



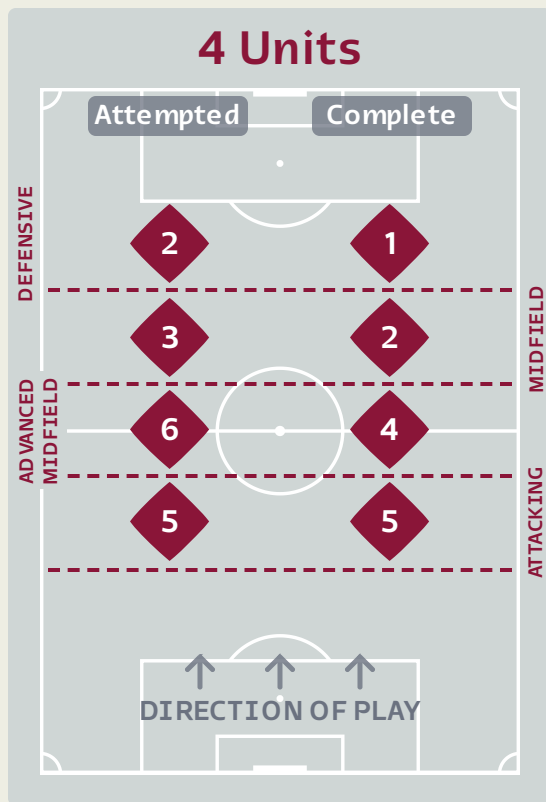
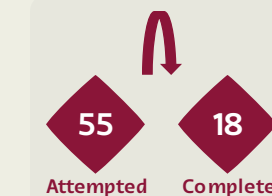
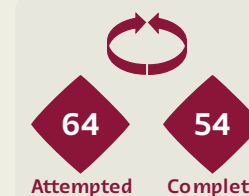
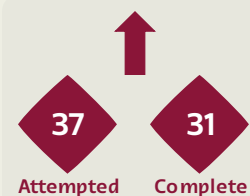
Line Breaks



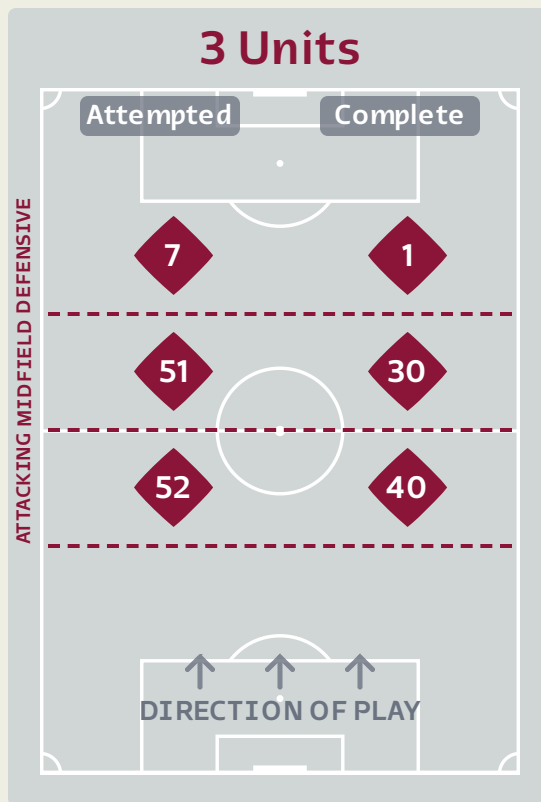
Ghana

Attempted Line Breaks

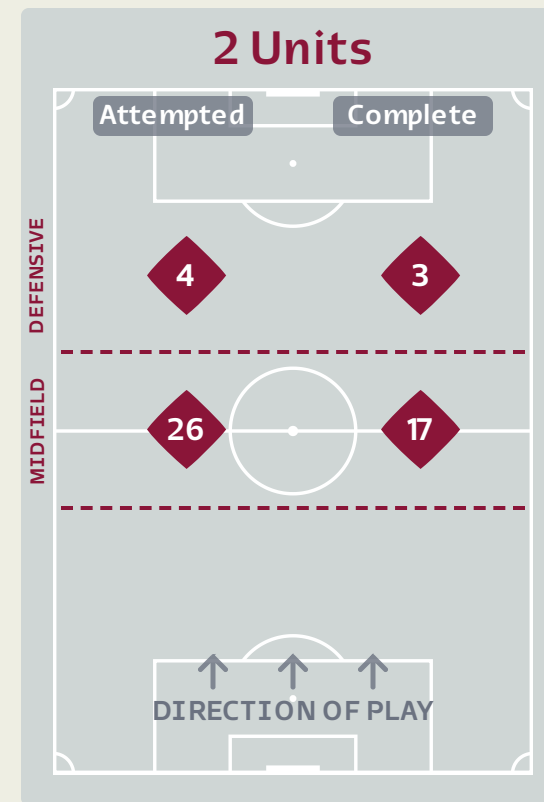
156



Attempted Line Breaks	16
Inside Shape	8
Outside Shape	8



Attempted Line Breaks	110
Inside Shape	76
Outside Shape	34



Attempted Line Breaks	30
Inside Shape	19
Outside Shape	11

Line Breaks

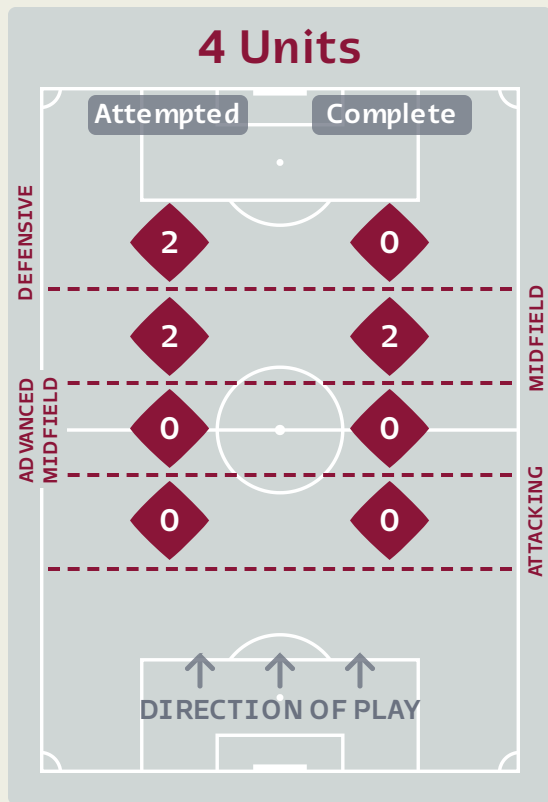


Attempted Line Breaks
140

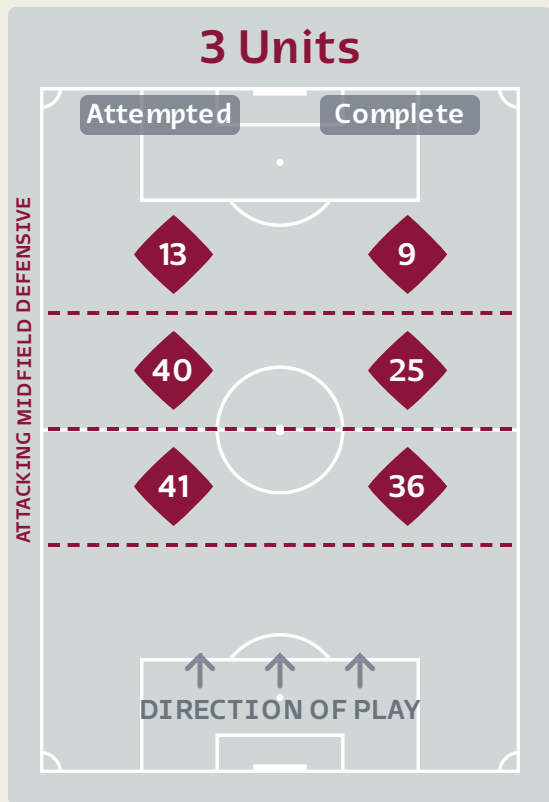
43 Attempted
32 Complete

48 Attempted
44 Complete

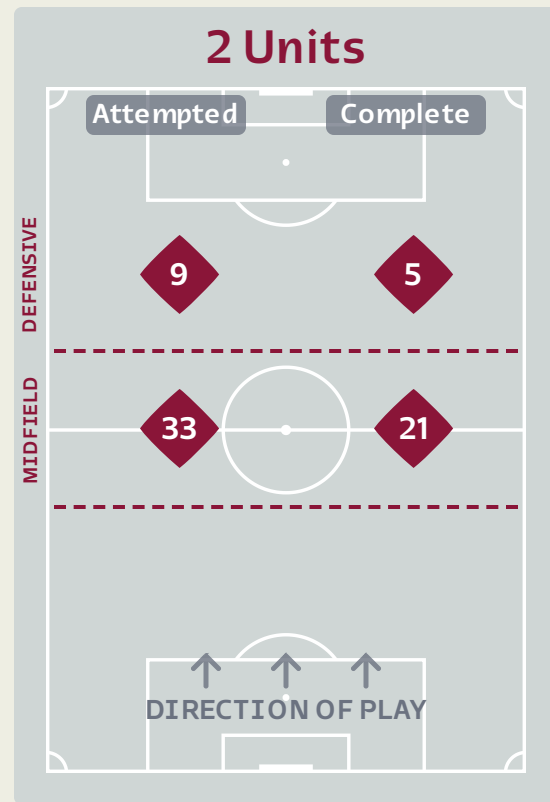
49 Attempted
22 Complete



Attempted Line Breaks	4
Inside Shape	2
Outside Shape	2



Attempted Line Breaks	94
Inside Shape	54
Outside Shape	40



Attempted Line Breaks	42
Inside Shape	23
Outside Shape	19

Line Breaks



					4 Units				3 Units			2 Units		Direction			Distribution Type		
#	Player	Line Breaks Attempted	Line Breaks Completed	Line Break Completion %	Attacking Line	Attacking Midfield Line	Midfield Line	Defensive Line	Attacking Line	Midfield Line	Defensive Line	Midfield Line	Defensive Line	Through	Around	Over	Pass	Cross	Ball Progression
23	ROCHET Sergio	13	5	38%	0	0	0	0	5	6	0	2	0	1	0	12	13	0	0
2	GIMENEZ Jose Maria	8	7	87%	0	0	0	0	6	0	0	1	1	2	4	2	8	0	0
6	BENTANCUR Rodrigo	7	7	100%	0	0	0	0	2	3	0	2	0	3	3	1	6	0	1
8	PELLISTRI Facundo	3	2	66%	0	0	0	0	0	1	2	0	0	1	1	1	2	0	1
9	SUAREZ Luis	5	4	80%	0	0	0	0	0	2	2	1	0	3	2	0	3	0	2
10	DE ARRASCAETA Giorgian	10	4	40%	0	0	0	2	0	4	2	2	0	2	2	6	9	1	0
11	NUNEZ Darwin	4	1	25%	0	0	1	0	0	0	2	0	1	2	1	1	1	1	2
13	VARELA Guillermo	18	8	44%	0	0	0	0	5	5	2	3	3	0	6	12	18	0	0
15	VALVERDE Federico	28	24	85%	0	0	1	0	6	7	3	9	2	8	14	6	27	1	0
16	OLIVERA Mathias	11	11	100%	0	0	0	0	5	2	0	3	1	7	2	2	11	0	0
19	COATES Sebastian	14	12	85%	0	0	0	0	8	2	0	4	0	5	6	3	14	0	0
5	VECINO Matias	13	9	69%	0	0	0	0	4	4	0	5	0	8	3	2	13	0	0
7	DE LA CRUZ Nicolas	3	3	100%	0	0	0	0	0	3	0	0	0	0	3	0	3	0	0
18	GOMEZ Maxi	0	0	0%	0	0	0	0	0	0	0	0	0	0	0	0	0	0	0
21	CAVANI Edinson	1	1	100%	0	0	0	0	0	1	0	0	0	1	0	0	1	0	0
24	CANOBBIO Agustin	2	0	0%	0	0	0	0	0	0	0	1	1	0	1	1	0	1	1

Passing Networks



#	Passes From ↓ to →	ZIGI Lawrence Ati	SALISU Mohammed	PARTEY Thomas	AYEW Jordan	AYEW Andre	RAHMAN Baba	AMARTEY Daniel	WILLIAMS Inaki	KUDUS Mohammed	ABDUL SAMED Salis	SEIDU Alidu	ISSAHAKU Fatawu	KYEREH Daniel-Kofi	BUKARI Osman	SULEMANA Kamaldeen	SEMENYO Antoine
1	ZIGI Lawrence Ati	0	1	1	0	0	3	2	0	2	7	1	1	0	0	0	0
4	SALISU Mohammed	2	0	9	0	0	4	5	0	3	7	4	0	1	0	6	0
5	PARTEY Thomas	0	9	0	3	4	10	2	11	9	5	0	1	4	0	1	0
9	AYEW Jordan	0	0	2	0	2	0	0	1	1	0	0	0	0	0	0	0
10	AYEW Andre	0	2	2	0	0	1	0	0	1	1	0	0	0	0	0	0
17	RAHMAN Baba	1	6	2	1	1	0	0	1	0	0	0	0	3	0	4	0
18	AMARTEY Daniel	2	8	7	0	0	3	0	2	4	7	10	0	1	0	2	0
19	WILLIAMS Inaki	0	0	1	1	0	0	1	0	2	1	0	0	0	2	1	0
20	KUDUS Mohammed	0	2	6	1	1	2	0	1	0	3	2	0	2	0	3	1
21	ABDUL SAMED Salis	0	6	10	2	0	5	8	0	7	0	6	0	0	0	1	0
26	SEIDU Alidu	2	1	8	0	0	0	9	3	4	2	0	0	0	2	0	0
7	ISSAHAKU Fatawu	0	0	0	0	0	0	0	0	0	0	0	0	0	0	0	0
8	KYEREH Daniel-Kofi	0	0	2	0	0	6	3	0	1	0	0	0	0	0	1	0
11	BUKARI Osman	0	1	1	0	0	2	2	1	2	0	0	0	0	0	0	0
22	SULEMANA Kamaldeen	0	1	2	0	0	1	0	0	2	1	0	0	2	0	0	0
25	SEMENYO Antoine	0	0	0	0	0	0	0	0	0	0	1	0	0	0	0	0

Top 5 Player to Player Passers		
Player	Passed To	% of Total Team Passes
PARTEY Thomas	KUDUS Mohammed	3.1%
PARTEY Thomas	AMARTEY Daniel	2.8%
AMARTEY Daniel	SEIDU Alidu	2.8%
ABDUL SAMED Salis	PARTEY Thomas	2.8%
SALISU Mohammed	PARTEY Thomas	2.6%

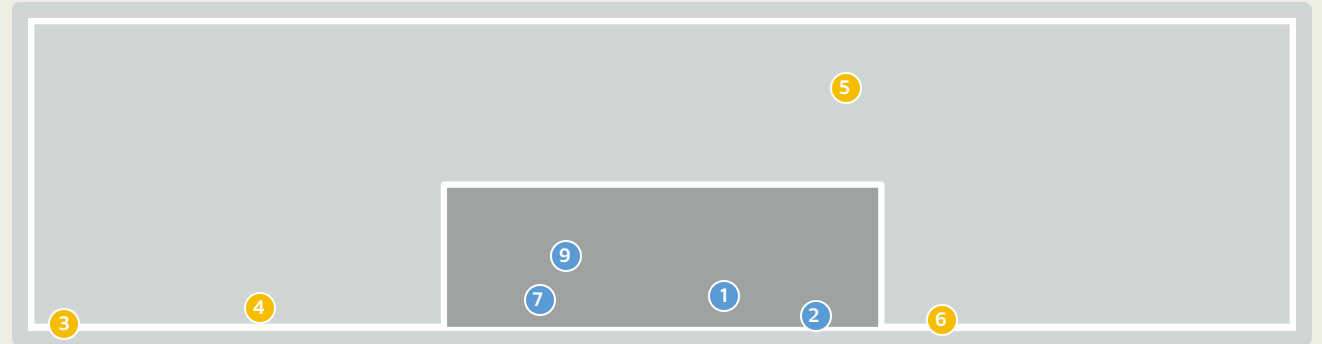
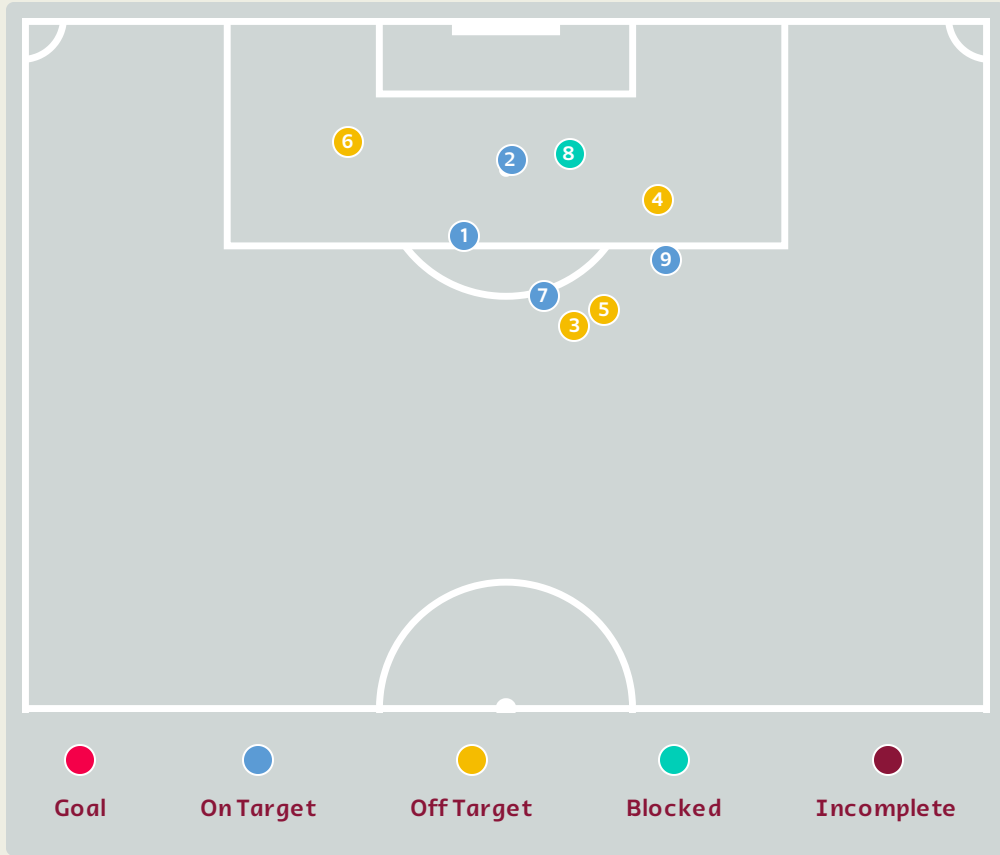
Passing Networks



#	Passes From ↓ to →	ROCHET Sergio	GIMENEZ Jose Maria	BENTANCUR Rodrigo	PELLISTRI Facundo	SUAREZ Luis	DE ARRASCAETA Giorgian	NUNEZ Darwin	VARELA Guillermo	VALVERDE Federico	OLIVERA Mathias	COATES Sebastian	VECINO Matias	DE LA CRUZ Nicolas	GOMEZ Maxi	CAVANI Edinson	CANOBBIO Agustin
23	ROCHET Sergio	0	2	0	0	0	0	0	2	4	2	5	1	1	0	1	2
2	GIMENEZ Jose Maria	5	0	1	3	0	0	0	6	8	2	7	4	2	0	0	1
6	BENTANCUR Rodrigo	0	1	0	1	1	4	2	1	2	3	0	0	0	0	0	0
8	PELLISTRI Facundo	0	1	0	0	0	2	1	3	1	0	0	1	0	0	0	0
9	SUAREZ Luis	0	1	0	0	0	4	1	0	1	2	0	2	0	0	0	0
10	DEARRASCAETA Giorgian	0	1	1	0	1	0	1	0	2	2	0	1	1	0	1	0
11	NUNEZ Darwin	0	0	0	0	2	0	0	0	3	2	0	1	0	0	0	0
13	VARELA Guillermo	0	4	2	2	1	0	2	0	7	0	0	4	1	0	0	0
15	VALVERDE Federico	2	5	3	2	1	4	2	10	0	5	16	5	1	0	1	1
16	OLIVERA Mathias	1	0	0	3	3	2	3	1	6	0	3	5	1	1	0	0
19	COATES Sebastian	1	6	2	0	2	5	2	0	9	5	0	5	0	0	0	0
5	VECINO Matias	0	5	0	2	1	1	1	10	8	4	1	0	4	0	1	0
7	DE LA CRUZ Nicolas	0	0	0	0	0	1	0	1	2	0	0	2	0	0	4	3
18	GOMEZ Maxi	0	0	0	0	0	0	0	0	1	0	0	0	0	0	0	0
21	CAVANI Edinson	0	0	0	0	0	2	0	0	1	2	1	1	0	0	0	0
24	CANOBBIO Agustin	0	0	0	0	0	0	0	1	0	0	0	1	1	0	1	0

Top 5 Player to Player Passers		
Player	Passed To	% of Total Team Passes
VALVERDE Federico	COATES Sebastian	4.7%
VALVERDE Federico	VARELA Guillermo	2.9%
VECINO Matias	VARELA Guillermo	2.9%
COATES Sebastian	VALVERDE Federico	2.7%
GIMENEZ Jose Maria	VALVERDE Federico	2.4%

Attempts at Goal



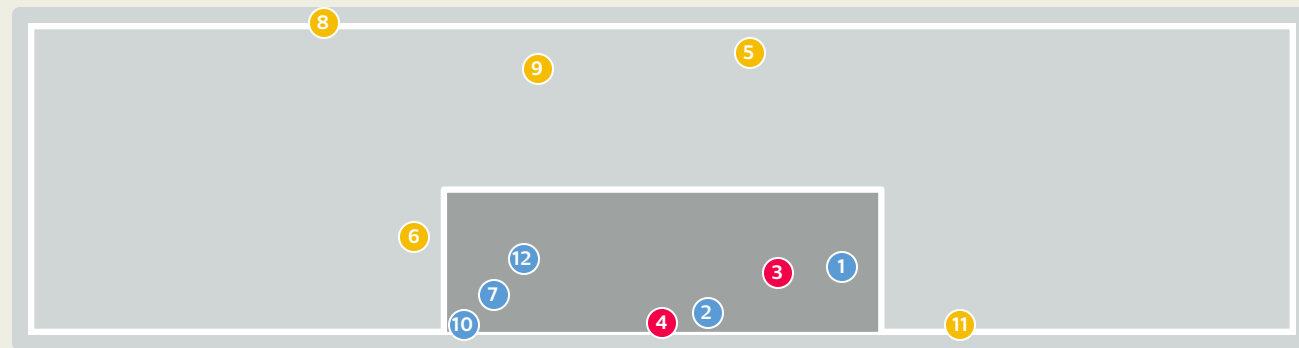
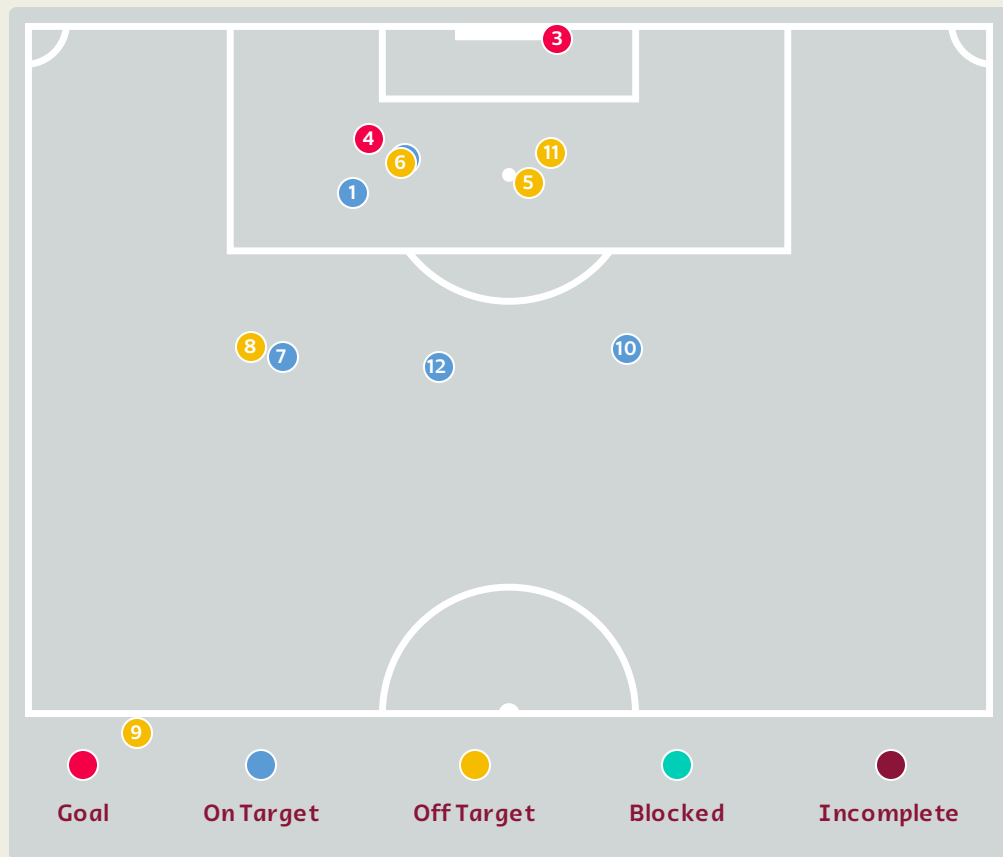
Key	Outcome	Shots
●	Goals	0
●	On Target	4
●	Off Target	4
●	Blocked	1
●	Incomplete	0

Attempts at Goal



Time	Player	Outcome	Body Part	Delivery Type
15	9 AYEW Jordan	On Target - Saved	Right Foot	Pass
20	10 AYEW Andre	On Target - Saved	Left Foot	Penalty
36	20 KUDUS Mohammed	Deflected Off Target - Defensive Event	Left Foot	Pass
45	11 BUKARI Osman	Off Target - Referee Event	Right Foot	Loose Ball
70	20 KUDUS Mohammed	Off Target	Right Foot	Ball Progression
78	25 SEMENYO Antoine	Off Target	Left Foot	Loose Ball
80	20 KUDUS Mohammed	On Target - Saved	Left Foot	Other
94	20 KUDUS Mohammed	Incomplete - Blocked	Left Foot	Cross
95	22 SULEMANA Kamaldeen	On Target - Saved	Right Foot	Pass

Attempts at Goal



Key	Outcome	Shots
●	Goals	2
●	On Target	5
●	Off Target	5
●	Blocked	0
●	Incomplete	0

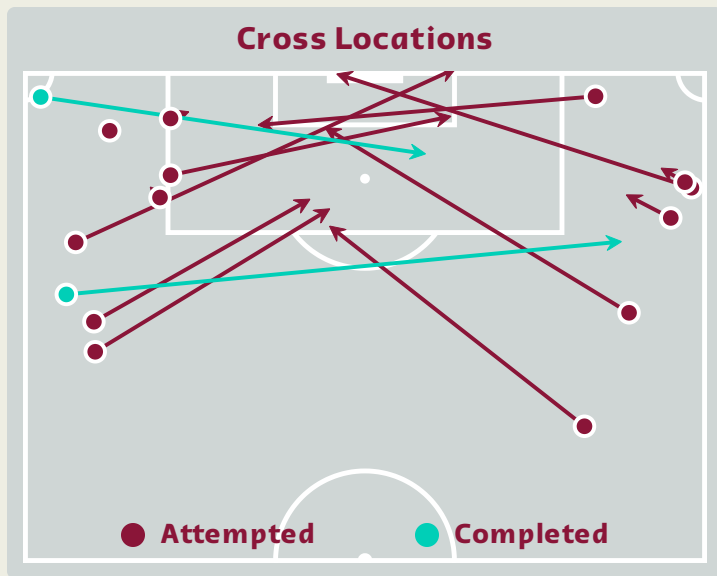
Attempts at Goal



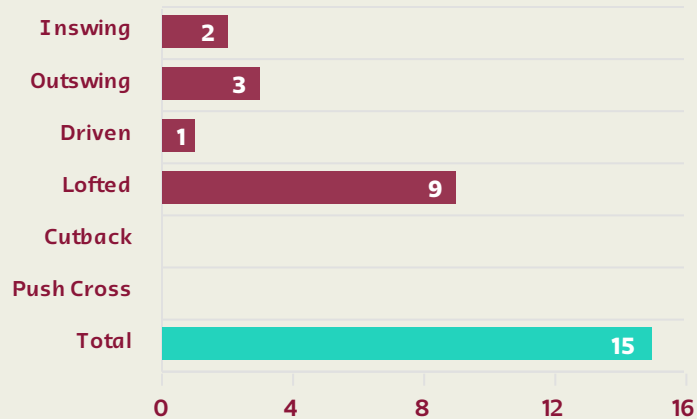
Time	Player	Outcome	Body Part	Delivery Type
22	11 NUNEZ Darwin	On Target - Defensive Event	Right Foot	Pass
25	9 SUAREZ Luis	On Target - Saved	Right Foot	Cross
25	10 DE ARRASCAETA Giorgian	On Target - Goal	Head	Other
31	10 DE ARRASCAETA Giorgian	On Target - Goal	Right Foot	Pass
49	2 GIMENEZ Jose Maria	Off Target	Head	Other
64	8 PELLISTRI Facundo	Off Target	Right Foot	Pass
69	15 VALVERDE Federico	On Target - Saved	Right Foot	Loose Ball
69	15 VALVERDE Federico	Off Target	Right Foot	Pass
76	15 VALVERDE Federico	Off Target	Right Foot	Pass
94	18 GOMEZ Maxi	On Target - Saved	Right Foot	Pass
96	19 COATES Sebastian	Off Target	Right Foot	Cross
99	7 DE LA CRUZ Nicolas	On Target - Saved	Right Foot	Freekick



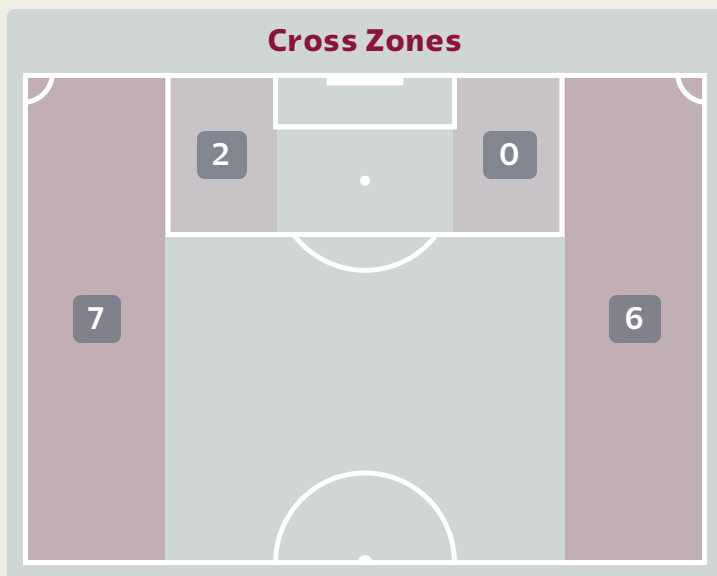
Crosses (Open Play)



Delivery Type



#	Player	Inswing	Outswing	Driven	Lofted	Cutback	Push Cross	Total Attempted
1	ZIGI Lawrence Ati	0	0	0	0	0	0	0
4	SALISU Mohammed	0	0	0	0	0	0	0
5	PARTEY Thomas	0	0	0	0	0	0	0
9	AYEW Jordan	0	0	0	0	0	0	0
10	AYEW Andre	0	0	0	0	0	0	0
17	RAHMAN Baba	0	0	0	4	0	0	4
18	AMARTEY Daniel	0	0	0	0	0	0	0
19	WILLIAMS Inaki	0	0	0	0	0	0	0
20	KUDUS Mohammed	0	0	0	1	0	0	1
21	ABDUL SAMED Salis	1	0	0	0	0	0	1
26	SEIDU Alidu	0	2	0	2	0	0	4
7	ISSAHAKU Fatawu	0	0	0	0	0	0	0
8	KYEREH Daniel-Kofi	0	0	0	0	0	0	0
11	BUKARI Osman	0	0	0	1	0	0	1
22	SULEMANA Kamaldeen	1	1	1	1	0	0	4
25	SEMENYO Antoine	0	0	0	0	0	0	0



Attempted

15

Completed

2

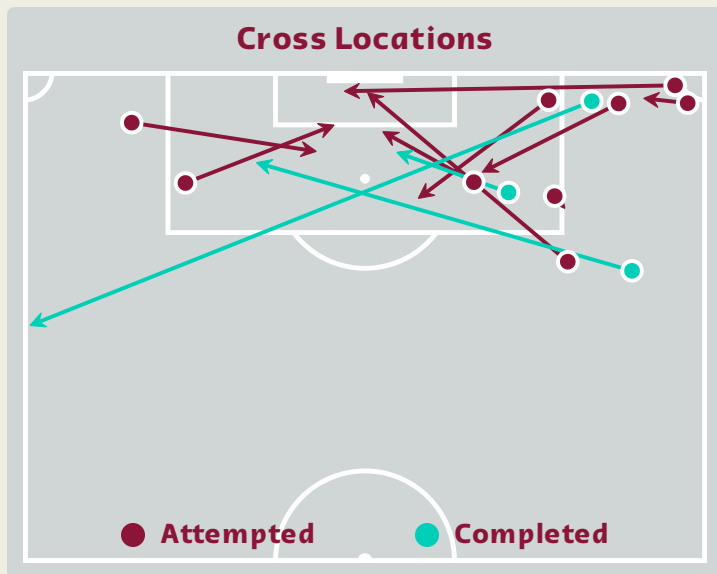
Most Crosses Attempted

4

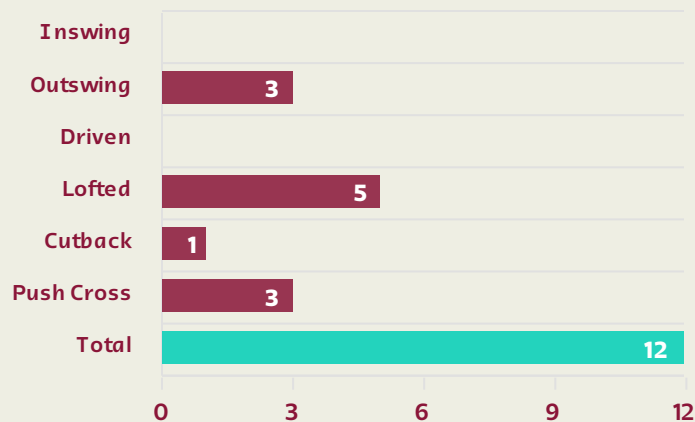
RAHMAN Baba
LEFT BACK



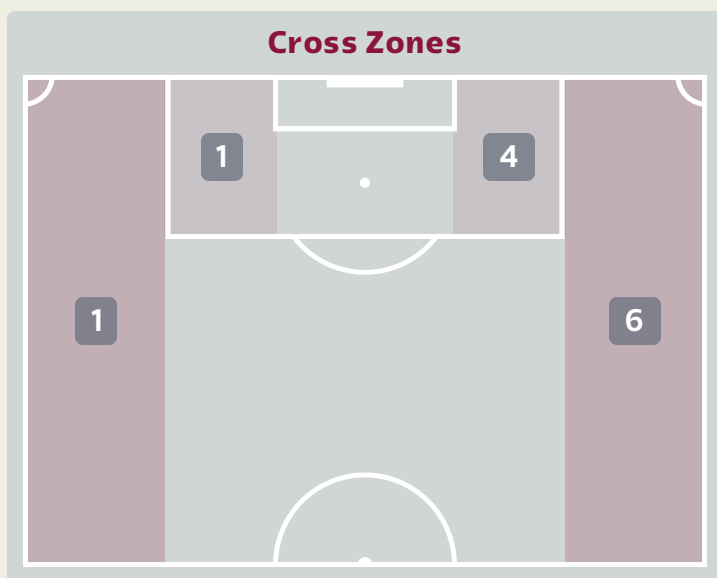
Crosses (Open Play)



Delivery Type



#	Player	Inswing	Outswing	Driven	Lofted	Cutback	Push Cross	Total Attempts
23	ROCHET Sergio	0	0	0	0	0	0	0
2	GIMENEZ Jose Maria	0	0	0	0	0	0	0
6	BENTANCUR Rodrigo	0	0	0	0	0	0	0
8	PELLISTRI Facundo	0	0	0	0	1	1	2
9	SUAREZ Luis	0	0	0	0	0	1	1
10	DE ARRASCAETA Giorgian	0	0	0	2	0	0	2
11	NUNEZ Darwin	0	2	0	0	0	0	2
13	VARELA Guillermo	0	1	0	0	0	0	1
15	VALVERDE Federico	0	0	0	0	0	0	0
16	OLIVERA Mathias	0	0	0	1	0	0	1
19	COATES Sebastian	0	0	0	0	0	0	0
5	VECINO Matias	0	0	0	0	0	0	0
7	DE LA CRUZ Nicolas	0	0	0	1	0	0	1
18	GOMEZ Maxi	0	0	0	0	0	0	0
21	CAVANI Edinson	0	0	0	0	0	1	1
24	CANOBBIO Agustin	0	0	0	1	0	0	1



Attempted

12

Completed

3

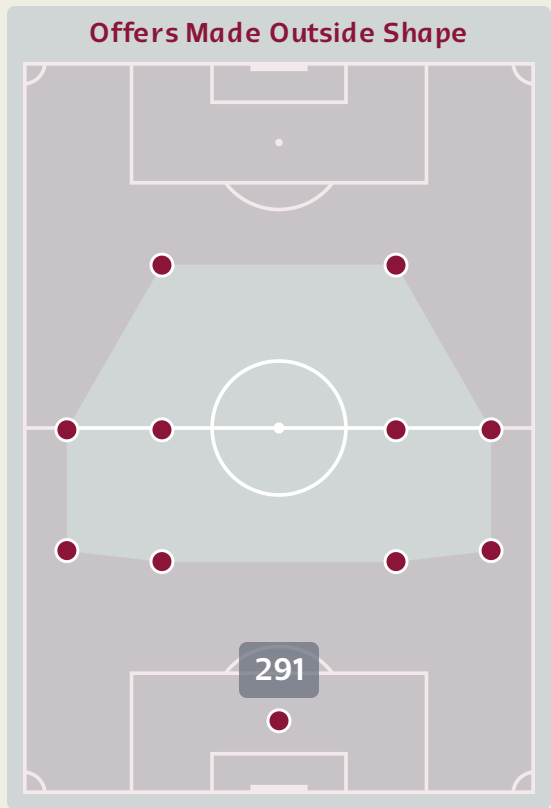
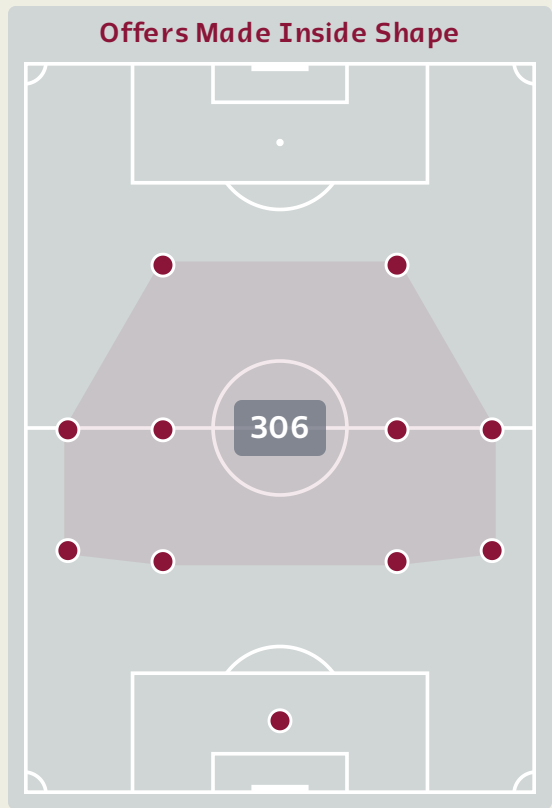
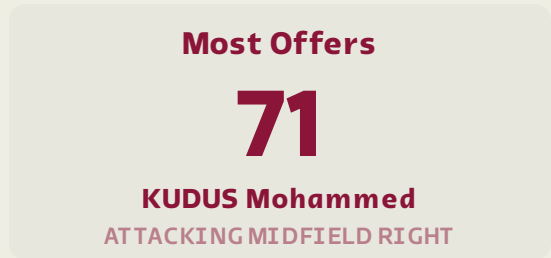
Most Crosses Attempted

2

NUNEZ Darwin
LEFT WINGER



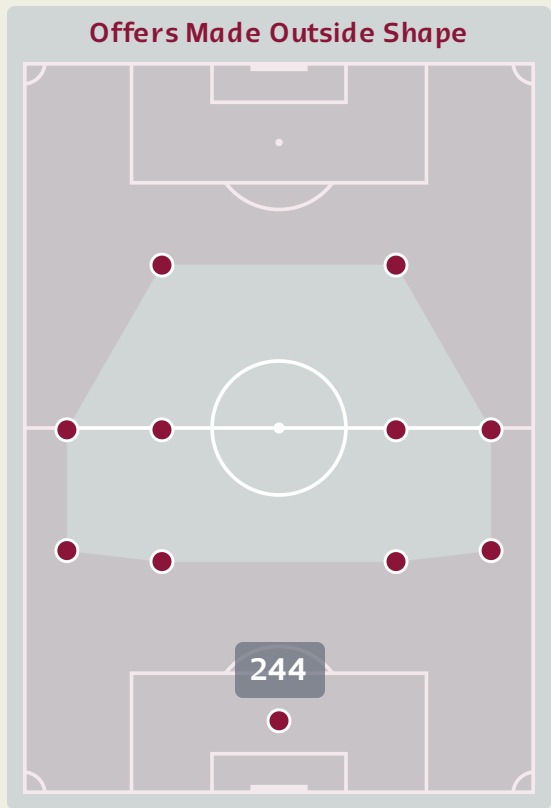
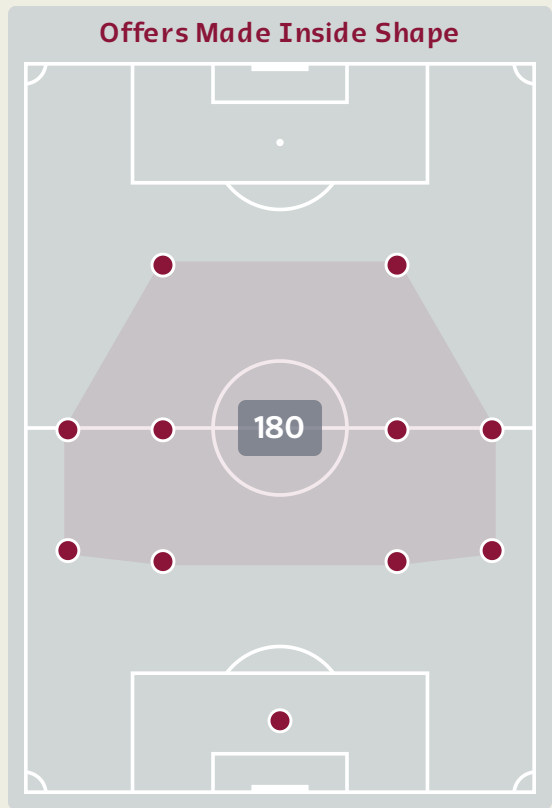
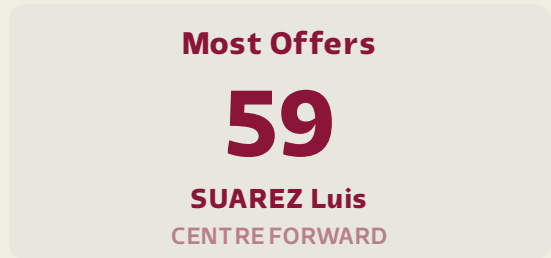
Offering to Receive



#	Player	Offers Made	Offers Received	% Made & Received
1	ZIGI Lawrence Ati	13	4	30.8%
4	SALISU Mohammed	30	11	36.7%
5	PARTEY Thomas	48	27	56.2%
9	AYEW Jordan	26	3	11.5%
10	AYEW Andre	29	6	20.7%
17	RAHMAN Baba	52	16	30.8%
18	AMARTEY Daniel	33	19	57.6%
19	WILLIAMS Inaki	37	6	16.2%
20	KUDUS Mohammed	71	20	28.2%
21	ABDUL SAMED Salis	61	24	39.3%
26	SEIDU Alidu	48	20	41.7%
7	ISSAHAKU Fatawu	2	1	50%
8	KYEREH Daniel-Kofi	32	10	31.2%
11	BUKARI Osman	43	4	9.3%
22	SULEMANA Kamaldeen	55	14	25.5%
25	SEMENYO Antoine	17	1	5.9%



Offering to Receive



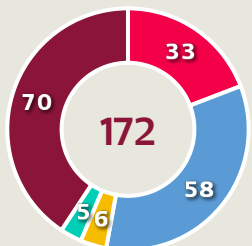
#	Player	Offers Made	Offers Received	% Made & Received
23	ROCHET Sergio	9	4	44.4%
2	GIMENEZ Jose Maria	11	5	45.5%
6	BENTANCUR Rodrigo	15	4	26.7%
8	PELLISTRI Facundo	31	7	22.6%
9	SUAREZ Luis	59	7	11.9%
10	DEARRASCAETA Giorgian	33	8	24.2%
11	NUNEZ Darwin	34	9	26.5%
13	VARELA Guillermo	31	16	51.6%
15	VALVERDE Federico	51	25	49%
16	OLIVERA Mathias	46	18	39.1%
19	COATES Sebastian	22	8	36.4%
5	VECINO Matias	43	17	39.5%
7	DE LA CRUZ Nicolas	8	1	12.5%
18	GOMEZ Maxi	4	1	25%
21	CAVANI Edinson	20	8	40%
24	CANOBBIO Agustin	7	1	14.3%



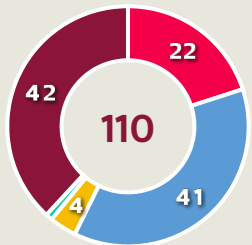
Movement to Receive

Movement Types by Phase

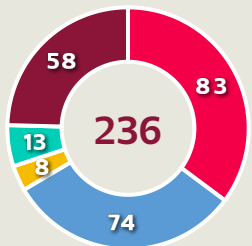
Final Third Phase



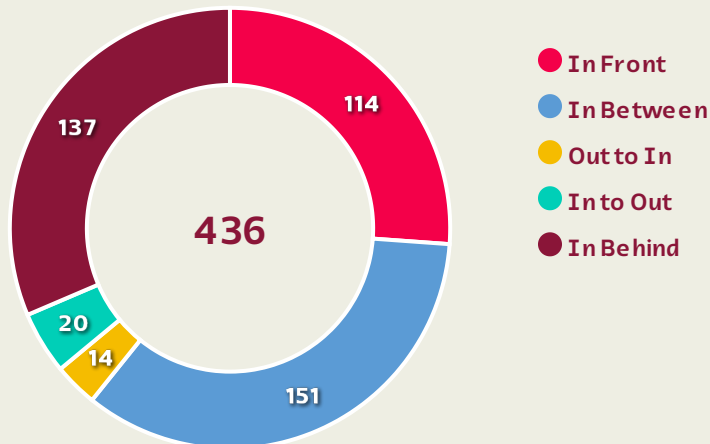
Progression Phase



Build Up Phase



All Movement Types

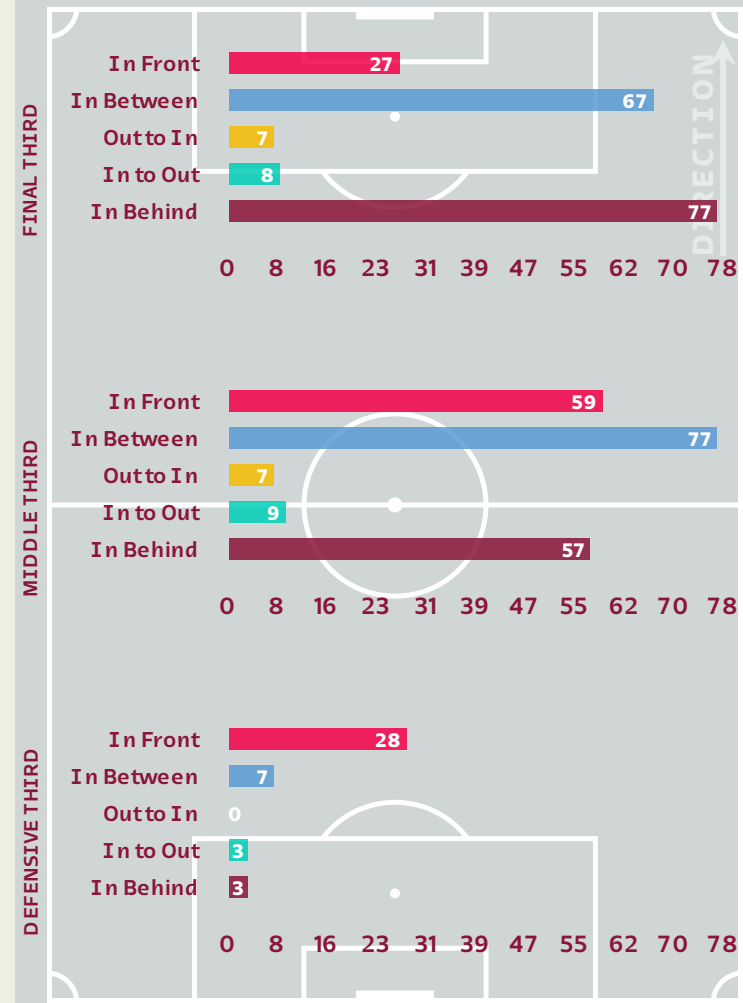


- In Front
- In Between
- Out to In
- In to Out
- In Behind

Top Ranked Players

Type	Player	Movements
In Front	21 ABDUL SAMED Salis	37
In Between	20 KUDUS Mohammed	46
Out to In	22 SULEMANA Kamaldeen	6
In to Out	20 KUDUS Mohammed	4
In Behind	11 BUKARI Osman	32

Movement Types Pitch Third

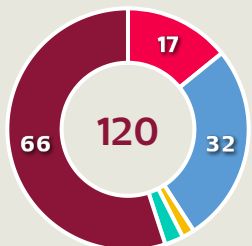




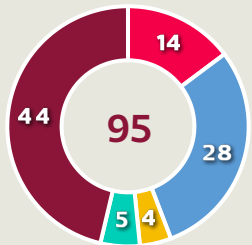
Movement to Receive

Movement Types by Phase

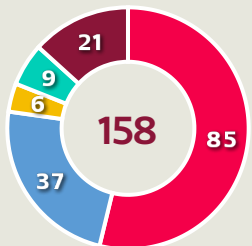
Final Third Phase



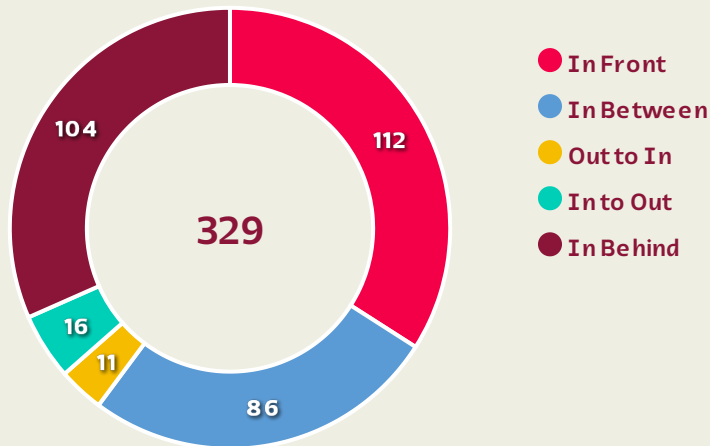
Progression Phase



Build Up Phase



All Movement Types

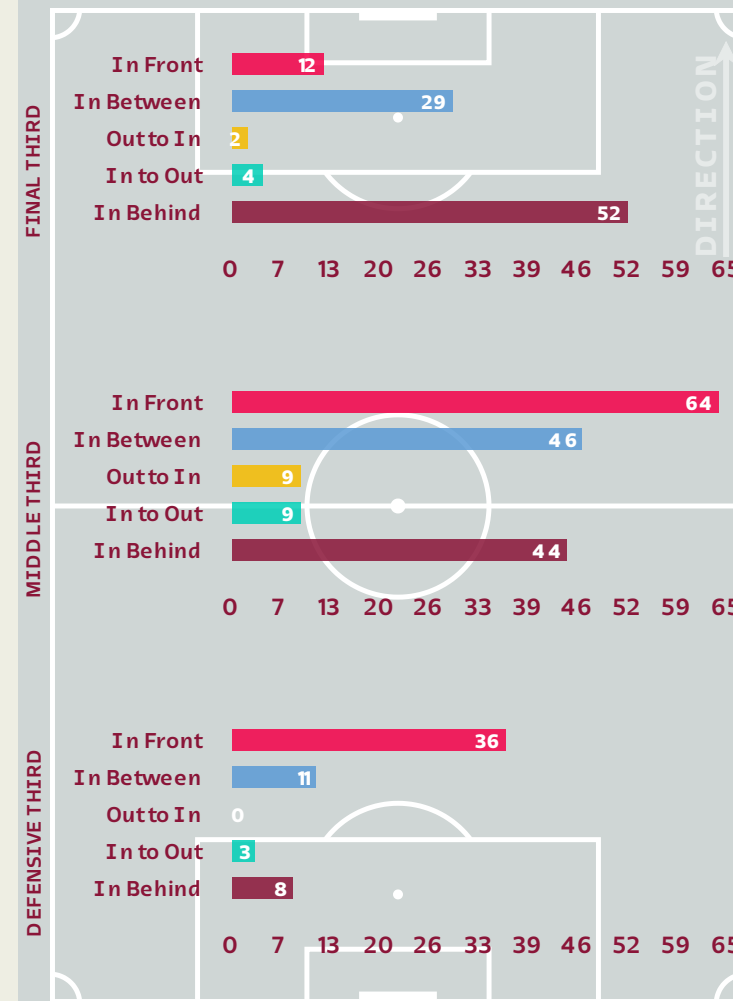


- In Front
- In Between
- Out to In
- In to Out
- In Behind

Top Ranked Players

Type	Player	Movements
In Front	15 VALVERDE Federico	30
In Between	9 SUAREZ Luis	22
Out to In	9 SUAREZ Luis	4
In to Out	10 DEARRASCAETA Giorgian	6
In Behind	11 NUNEZ Darwin	24

Movement Types Pitch Third





FIFA WORLD CUP
Qatar 2022



OUT OF POSSESSION



Ghana v Uruguay



Ghana



Defensive Actions

92

Forced Turnovers

48

Possession Regained

8

Interceptions


38

Tackles

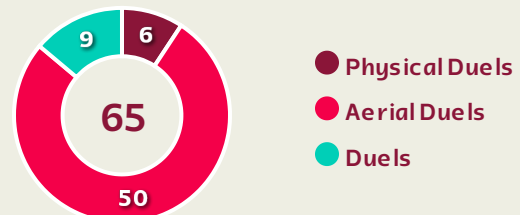
4.32

Possession Actions / Defensive Action

Blocks



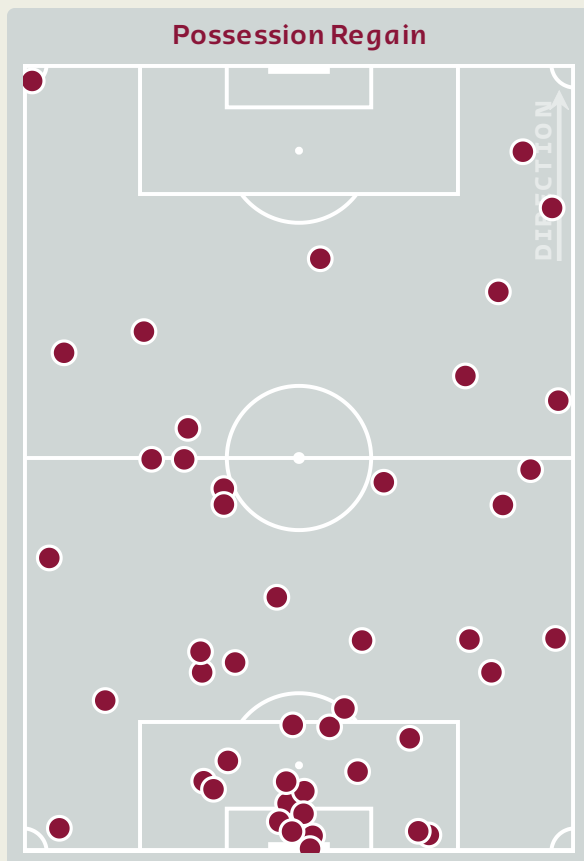
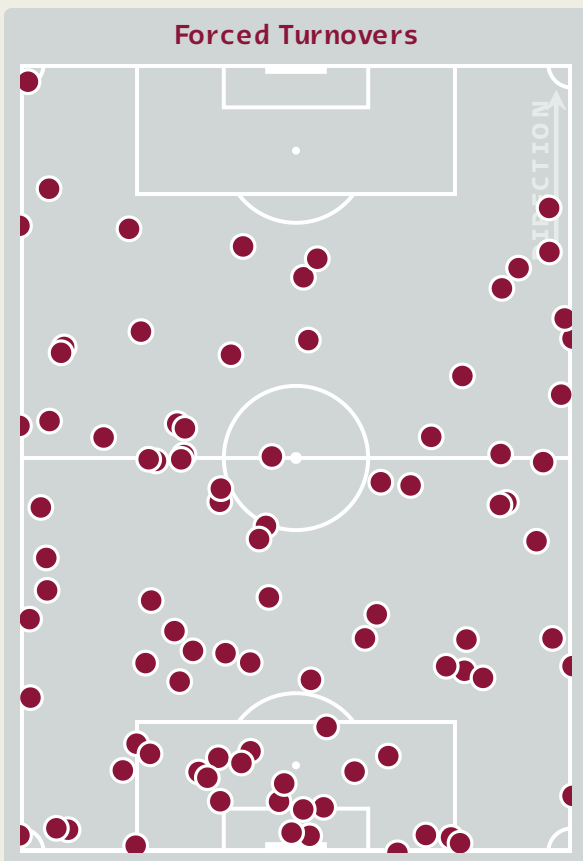
Possession Contests



Most Possession Regains

8

AMARTEY Daniel
RIGHT CENTRE BACK



#	Player	Total Possession Regains
1	ZIGI Lawrence Ati	7
4	SALISU Mohammed	5
5	PARTEY Thomas	4
9	AYEW Jordan	0
10	AYEW Andre	2
17	RAHMAN Baba	5
18	AMARTEY Daniel	8
19	WILLIAMS Inaki	0
20	KUDUS Mohammed	3
21	ABDUL SAMED Salis	6
26	SEIDU Alidu	6
7	ISSAHAKU Fatawu	0
8	KYEREH Daniel-Kofi	1
11	BUKARI Osman	1
22	SULEMANA Kamaldeen	0
25	SEMENYO Antoine	0



Defensive Actions

84

Forced Turnovers

57

Possession Regained

8

Interceptions

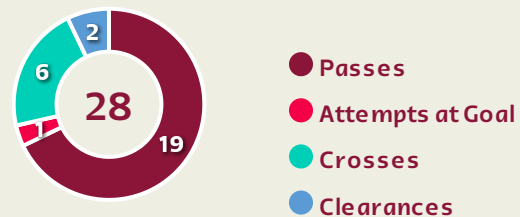
63

Tackles

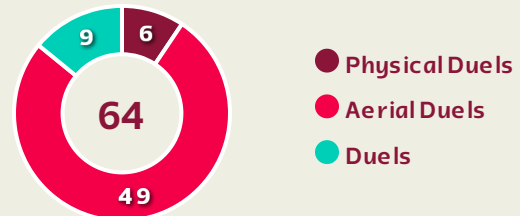
2.8

Possession Actions / Defensive Action

Blocks



Possession Contests

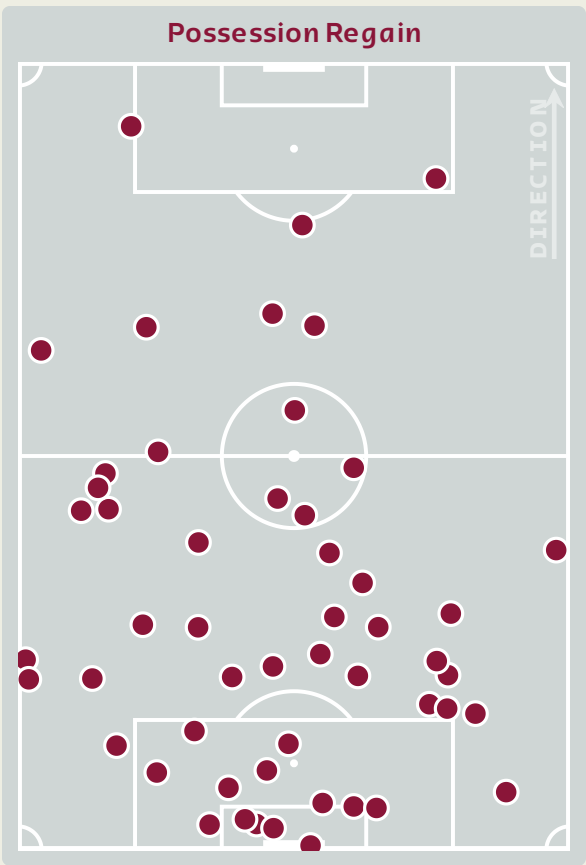
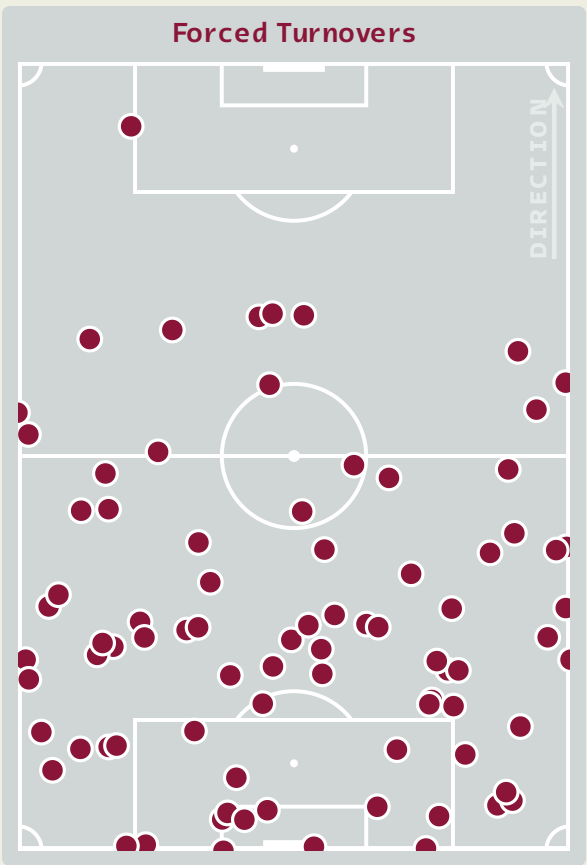


Most Possession Regains

10

ROCHET Sergio

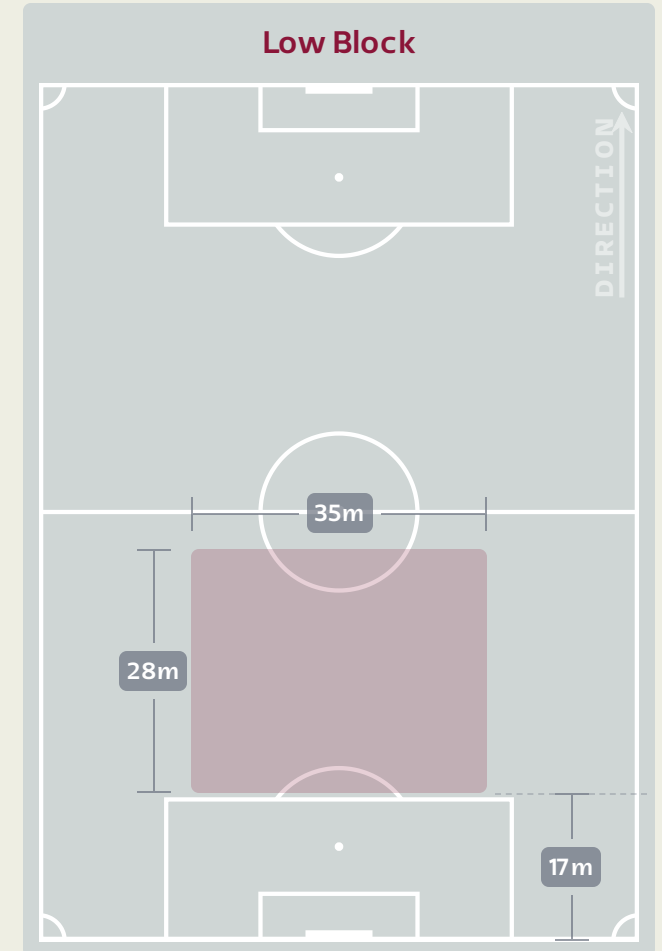
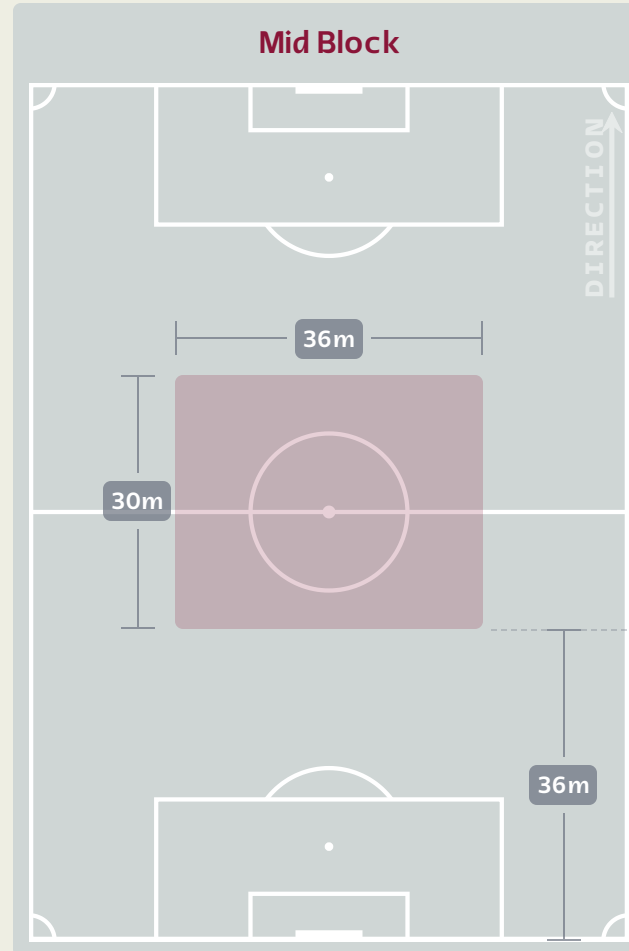
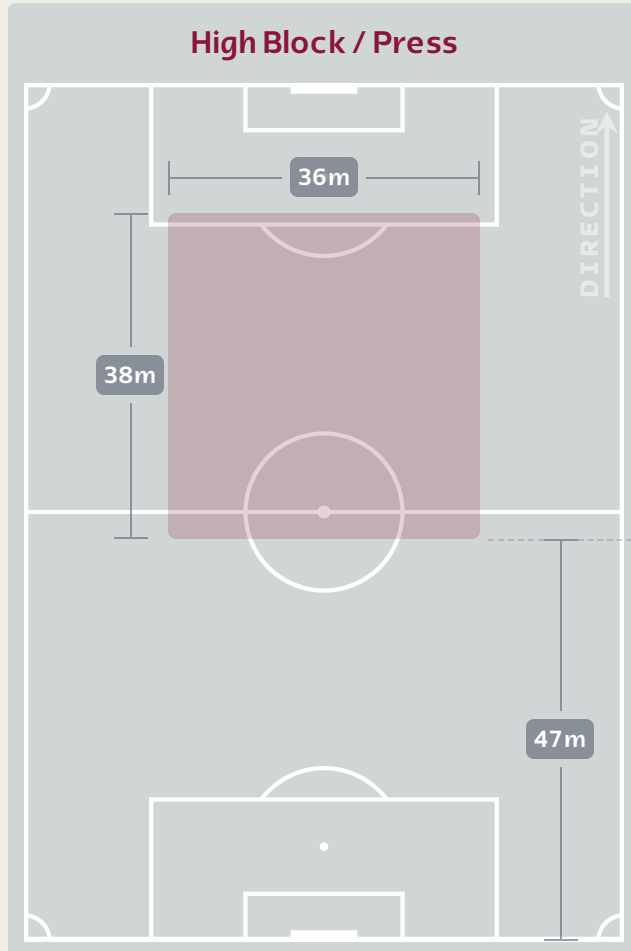
GOALKEEPER



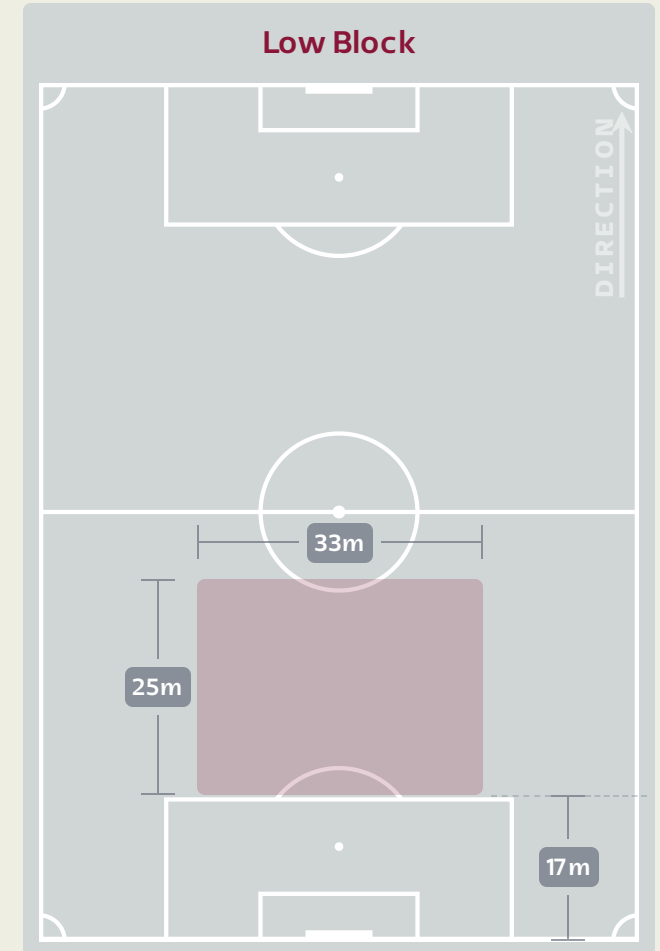
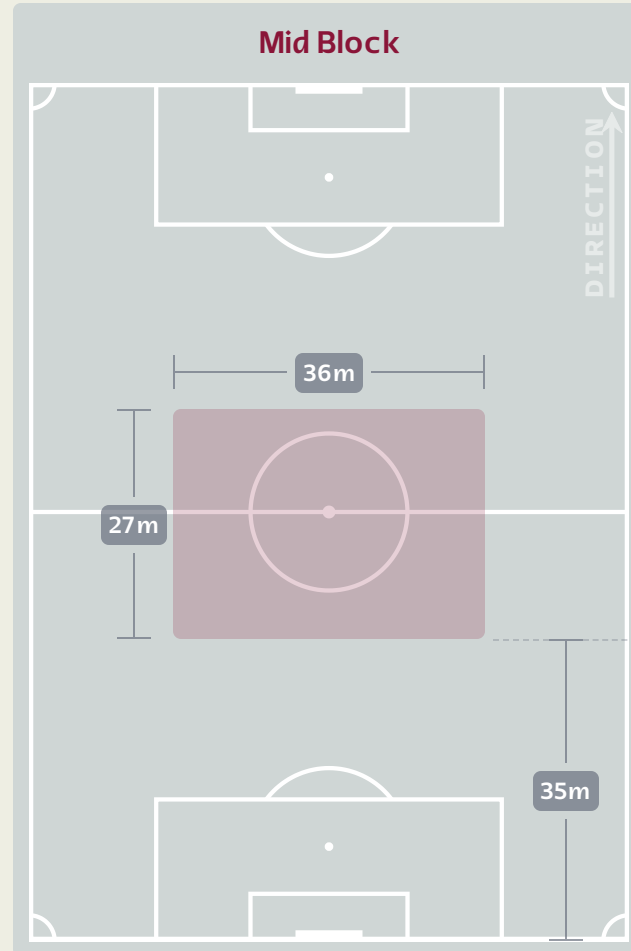
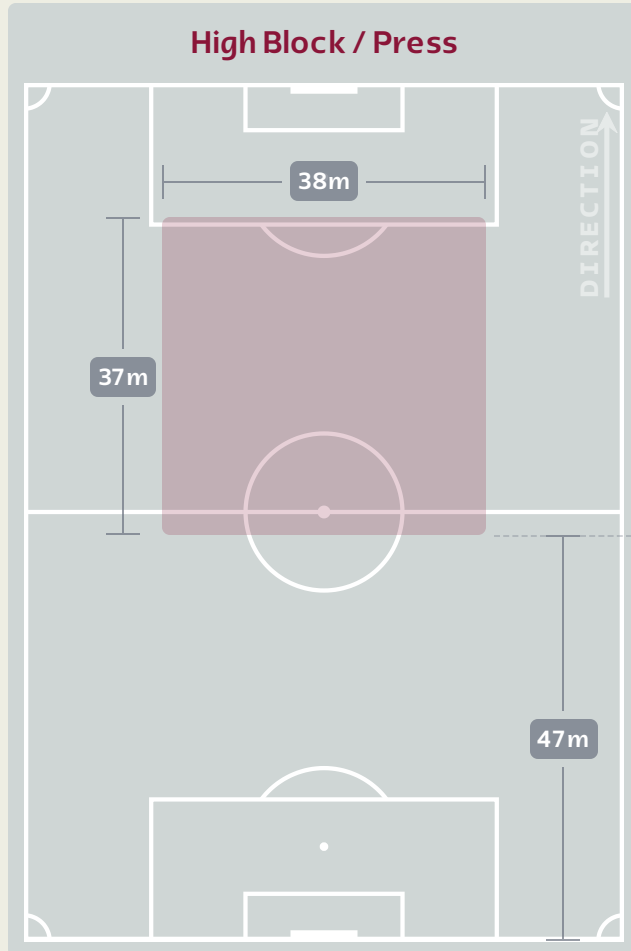
#	Player	Total Possession Regains
23	ROCHET Sergio	10
2	GIMENEZ Jose Maria	7
6	BENTANCUR Rodrigo	5
8	PELLISTRI Facundo	0
9	SUAREZ Luis	0
10	DE ARRASCAETA Giorgian	5
11	NUNEZ Darwin	2
13	VARELA Guillermo	4
15	VALVERDE Federico	5
16	OLIVERA Mathias	4
19	COATES Sebastian	8
5	VECINO Matias	2
7	DE LA CRUZ Nicolas	0
18	GOMEZ Maxi	1
21	CAVANI Edinson	1
24	CANOBBIO Agustin	3

Defensive Line Height & Team Length

Ghana



Defensive Line Height & Team Length




Defensive Pressure



Ghana



Uruguay



248	Total Pressures	293
54	Direct Pressures	73
1.3s	Avg Pressure Duration	1.42s
92	Forced Turnovers	84
7.8s	Ball Recovery Time	9.75s
130	Pushing on into Pressing	126
326	Pushing on	303
34	Pressing Direction Inside	37
143	Pressing Direction Outside	179

Most Direct Pressures

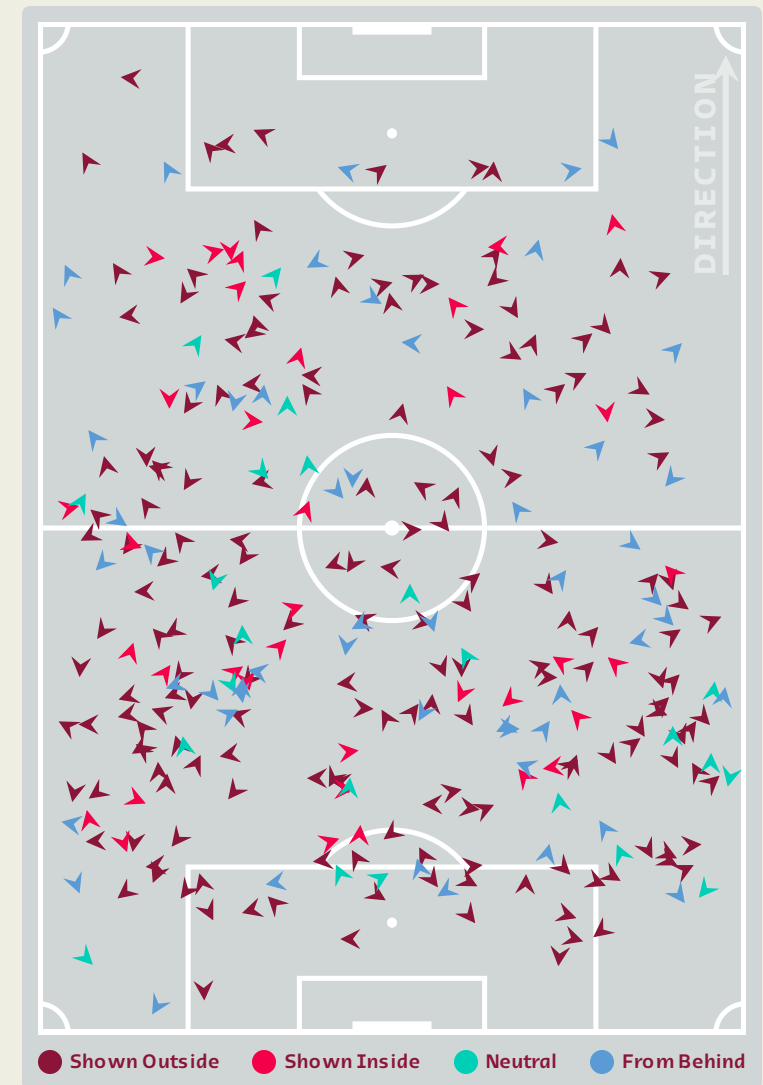
12

SEIDU Alidu
RIGHT BACK

Most Direct Pressures

10

DE ARRASCAETA Giorgian
LEFT CENTRE MIDFIELD





FIFA WORLD CUP
Qatar 2022



GOALKEEPING



Ghana v Uruguay

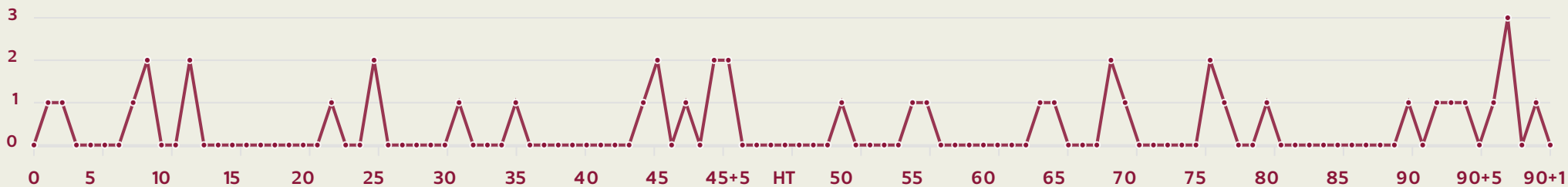


Goalkeeping Involvement



Ghana

Ghana GK Involvement Timeline



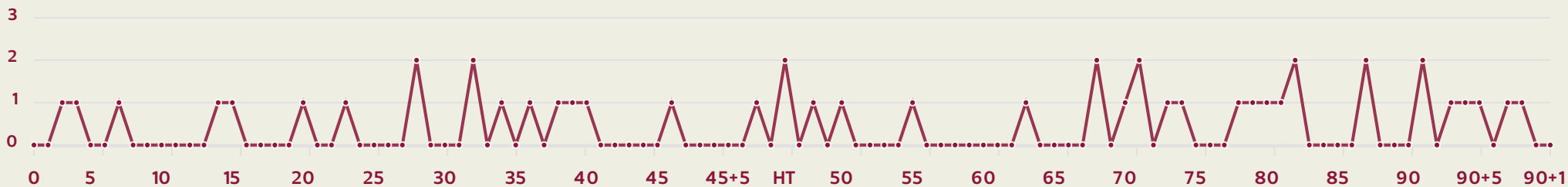
42

Total Involvements



Uruguay

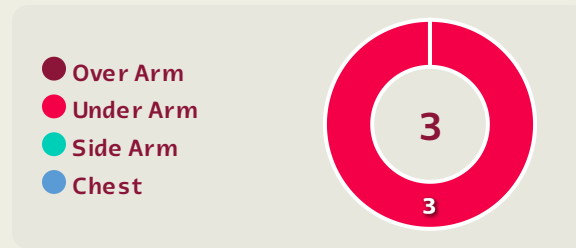
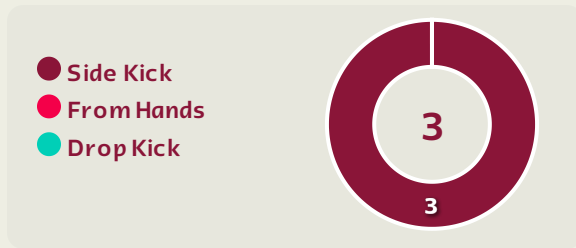
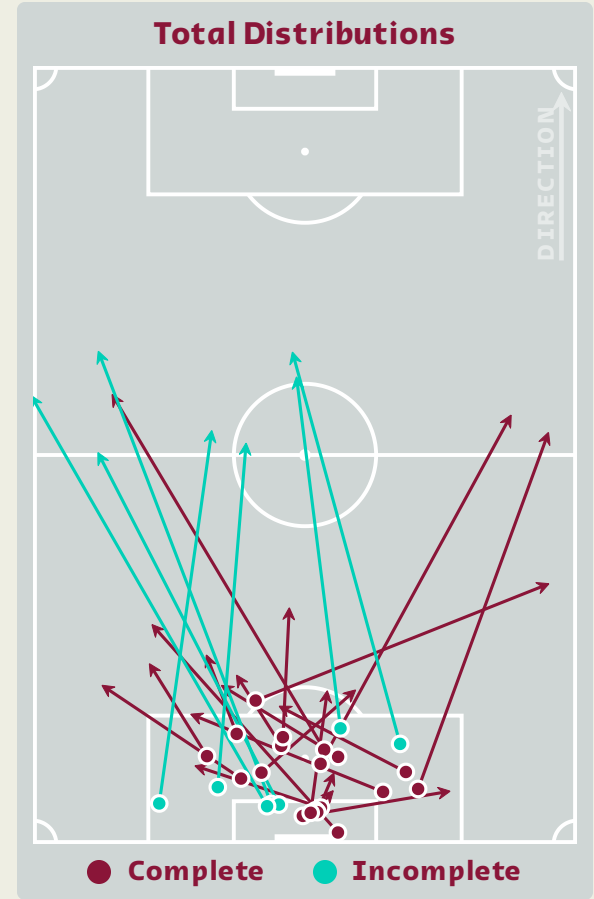
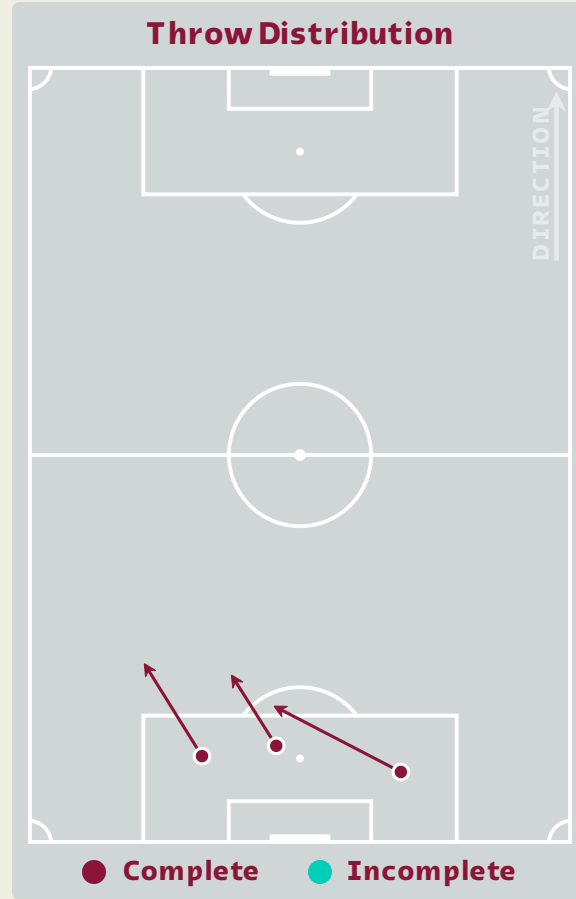
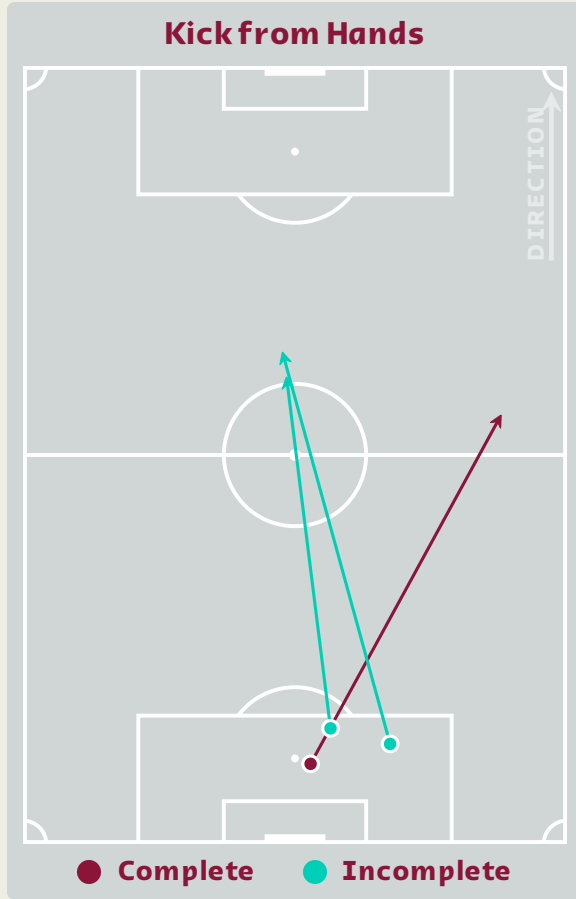
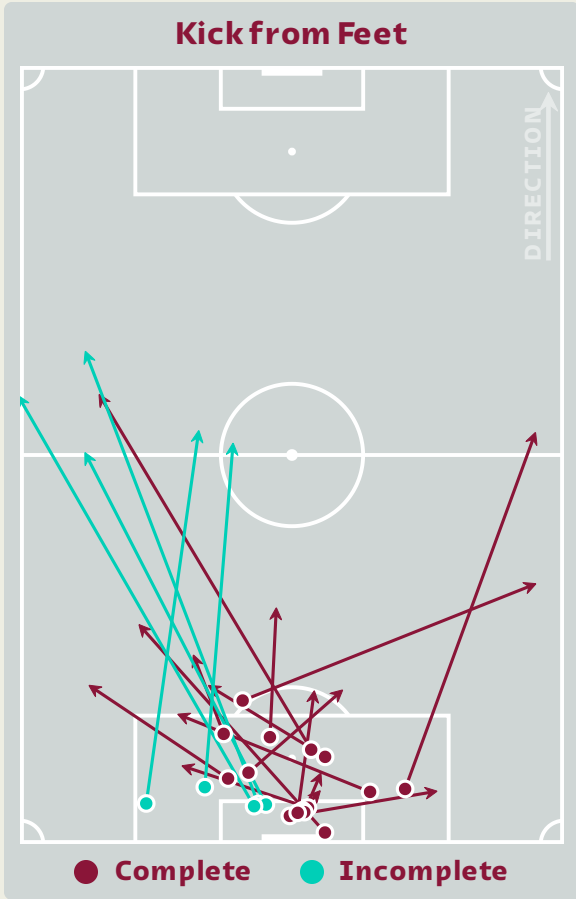
Uruguay GK Involvement Timeline



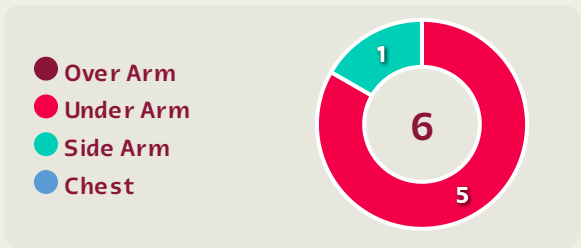
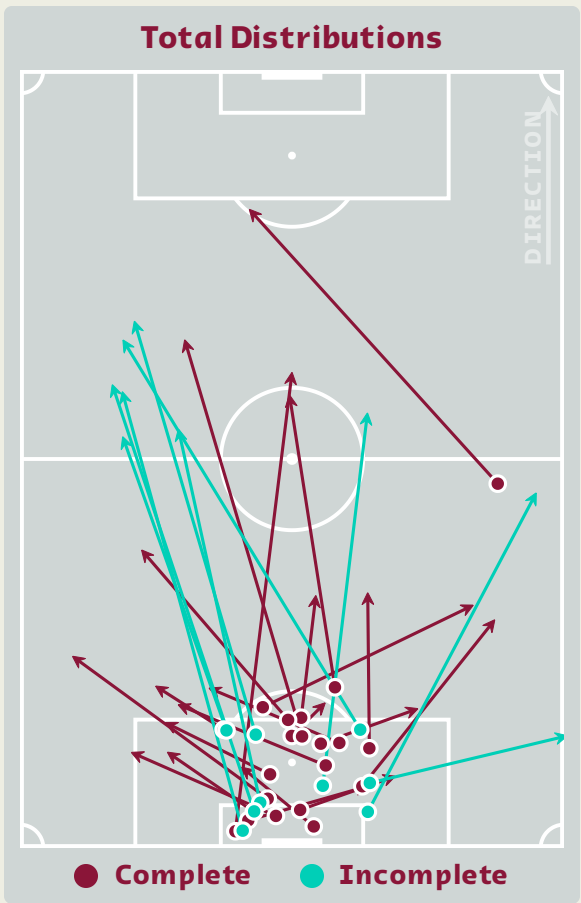
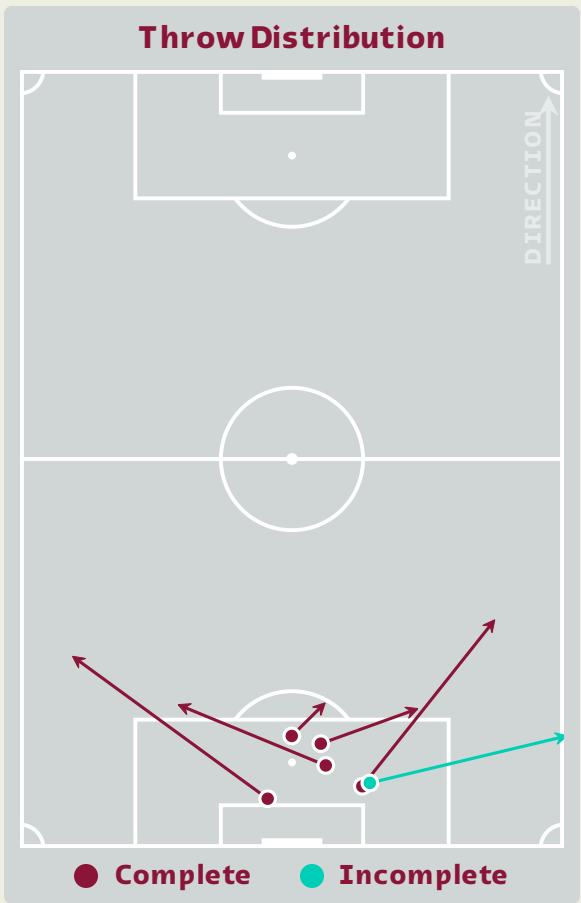
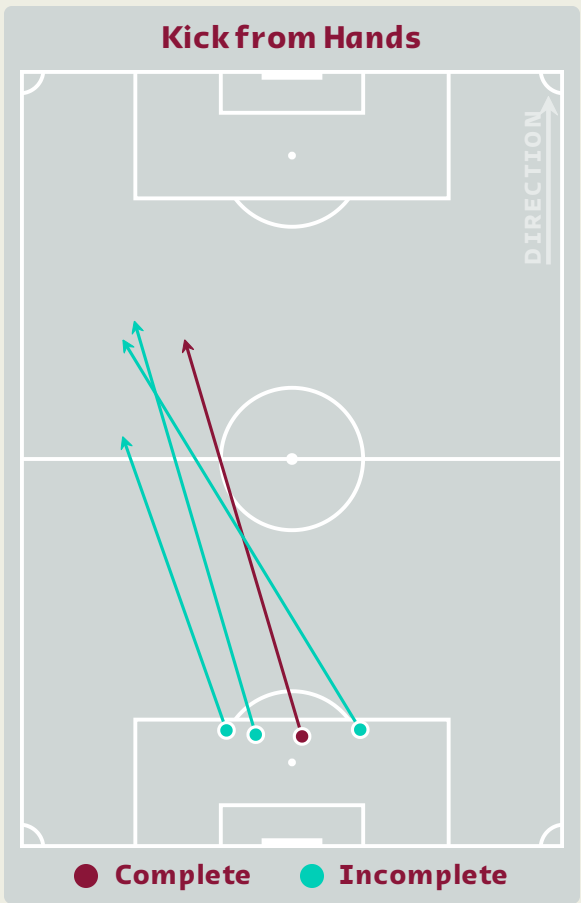
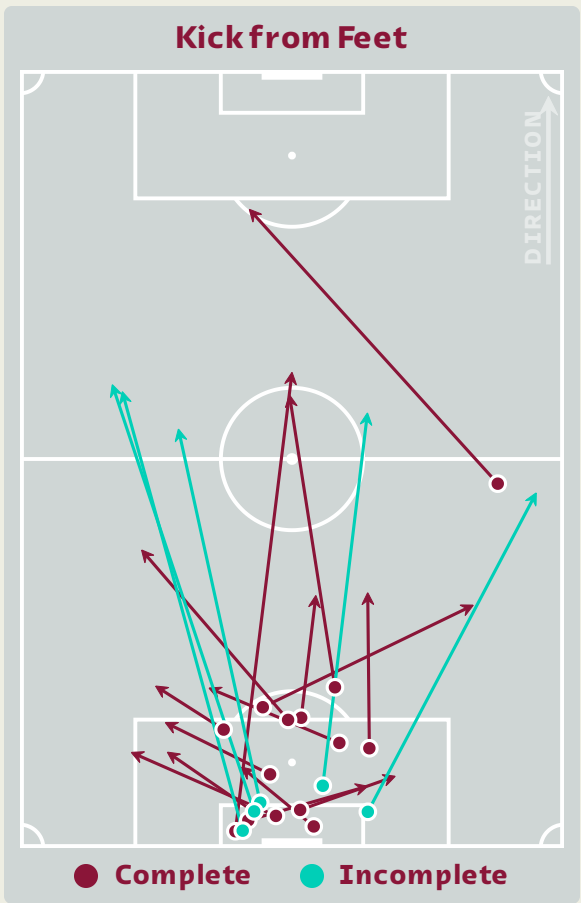
47

Total Involvements

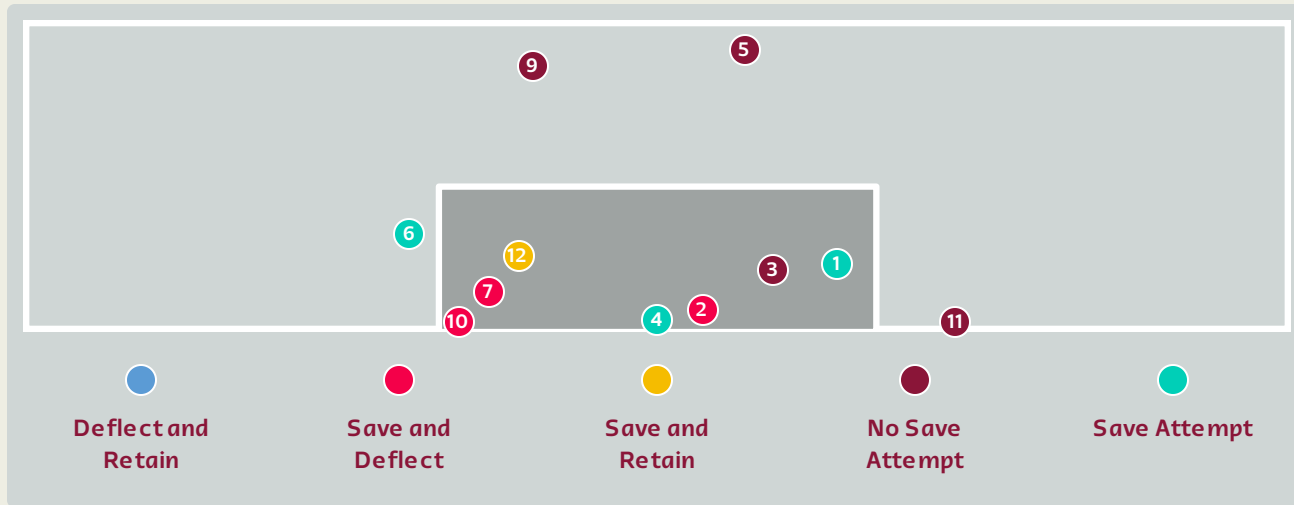
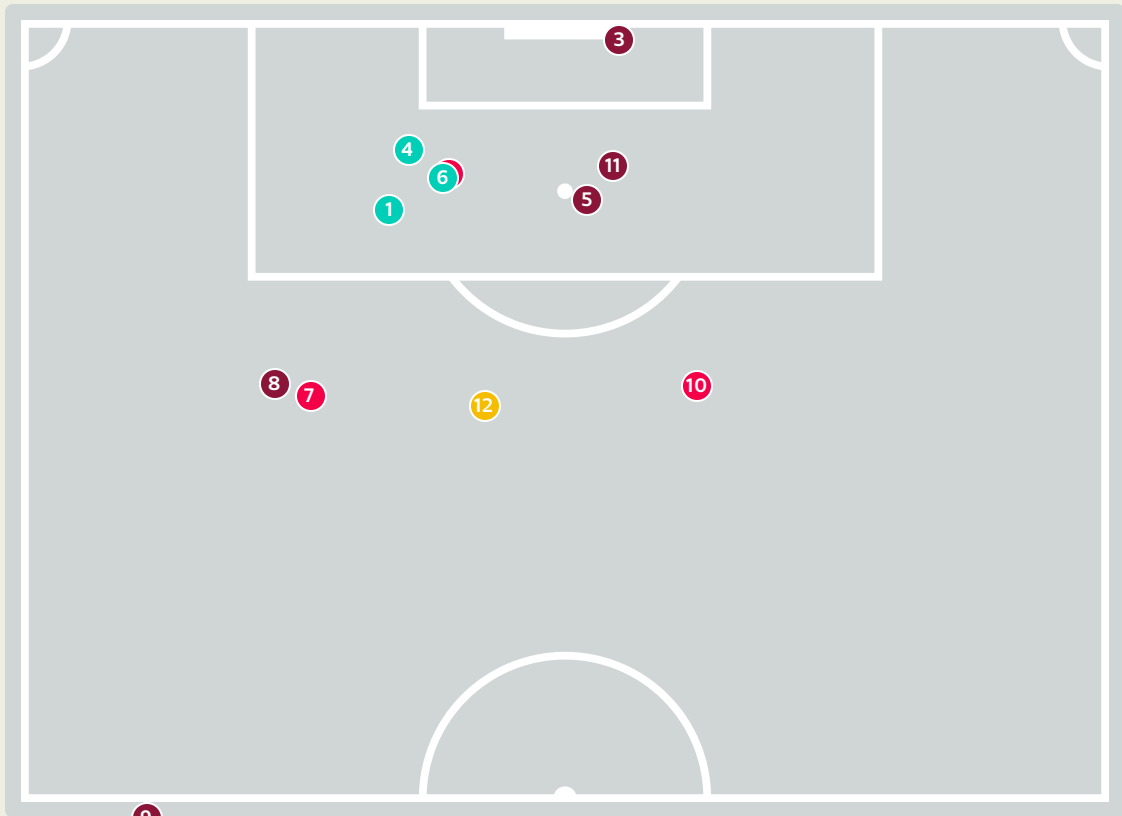
Goalkeeping Distribution



Goalkeeping Distribution

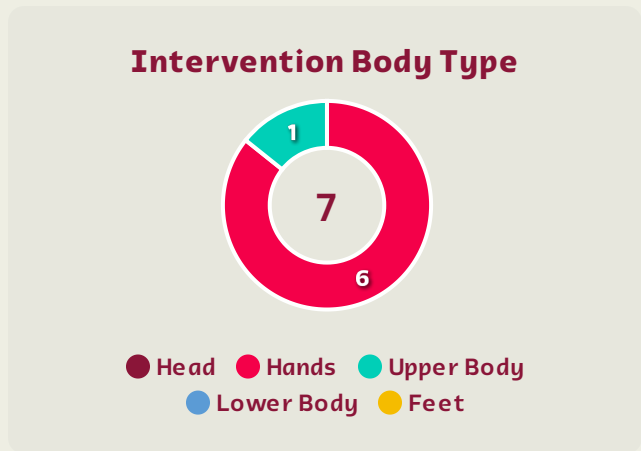
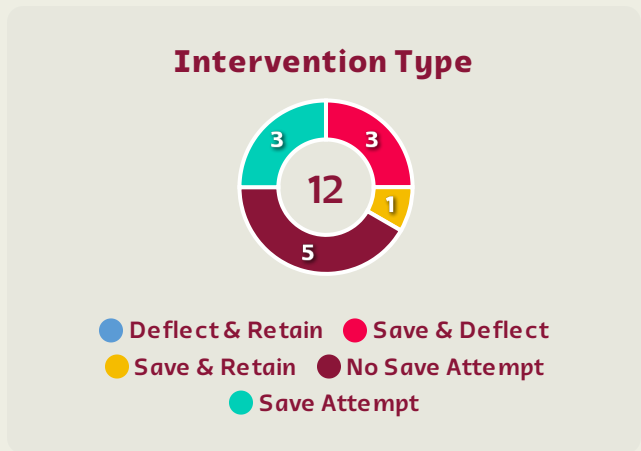


Goal Prevention



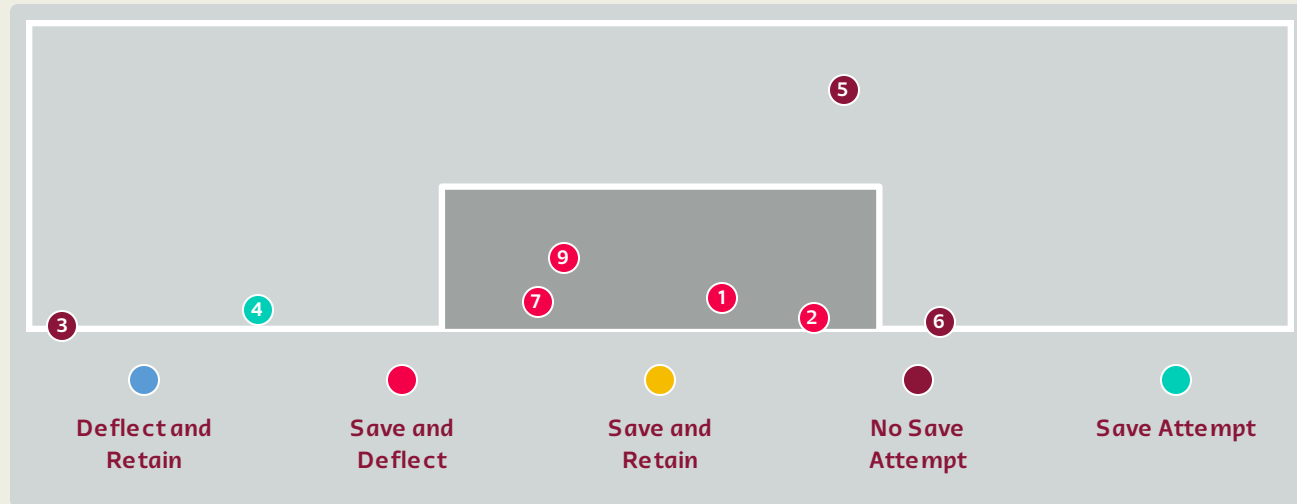
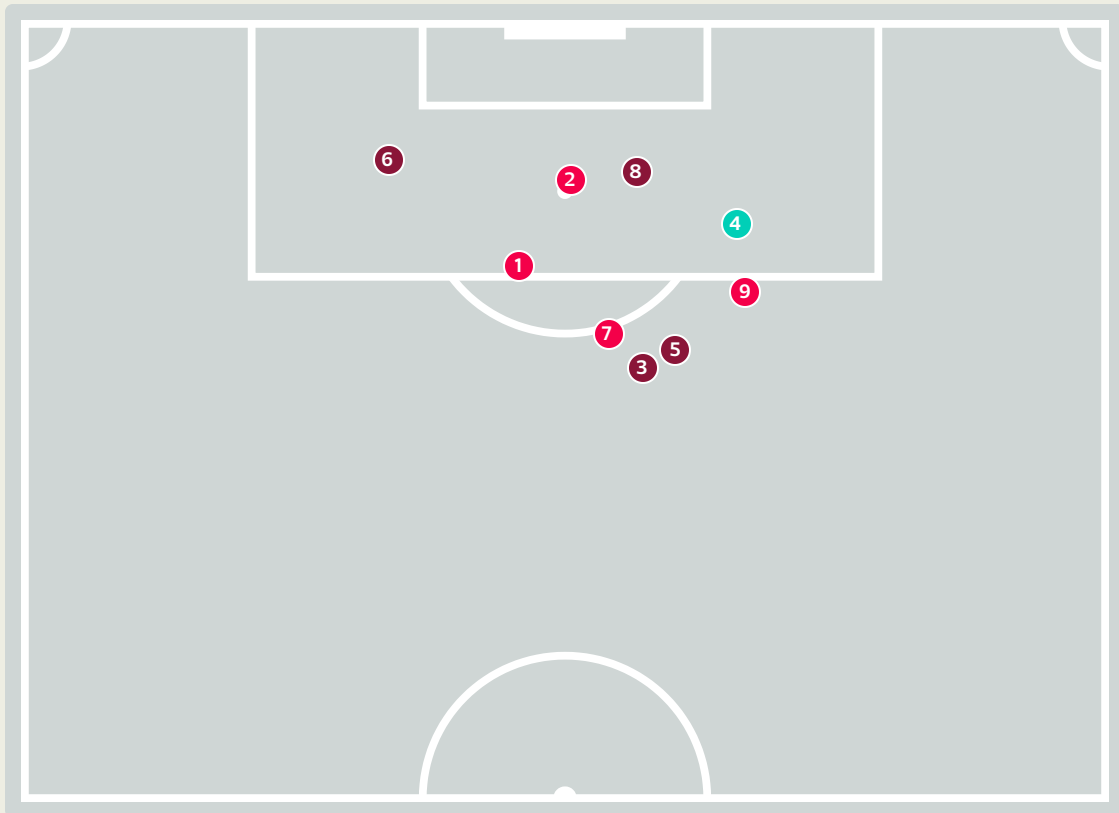
12
Total Attempts on Goal Faced

57
Save %



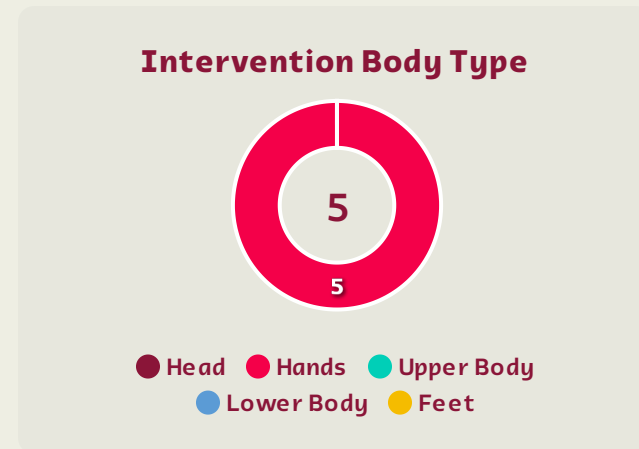
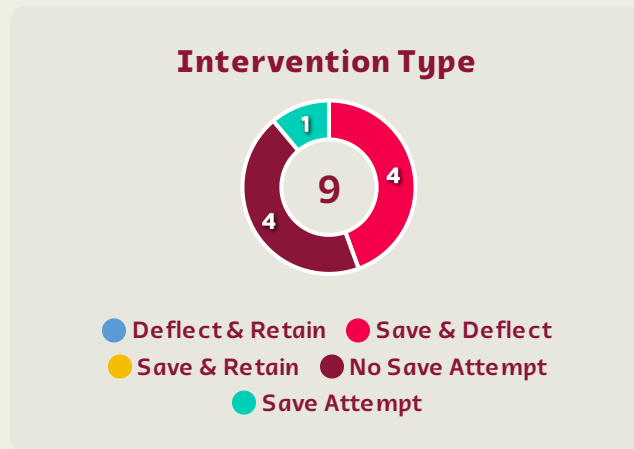
Total Attempts on Goal Faced	Total Goal Interventions	Save & Retain	Deflect & Retain	Save & Deflect	Save Attempt	No Save Attempt
12	4	1	0	3	3	5

Goal Prevention



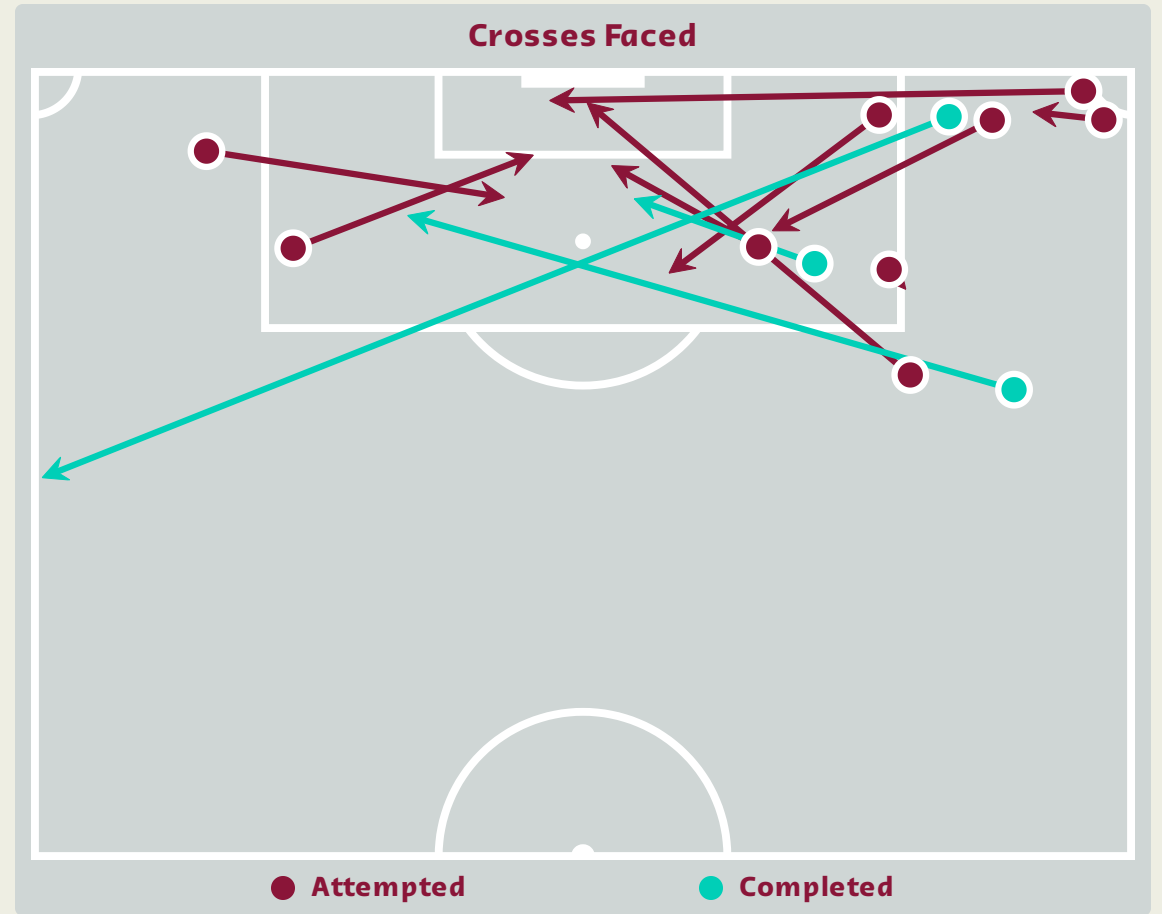
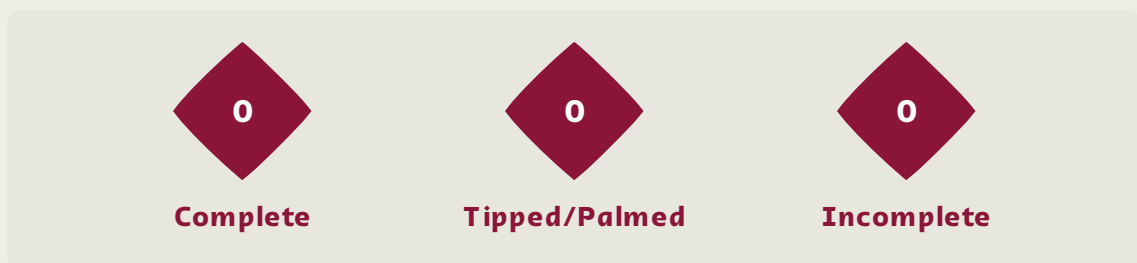
9
Total Attempts on Goal Faced

100
Save %



Total Attempts on Goal Faced	Total Goal Interventions	Save & Retain	Deflect & Retain	Save & Deflect	Save Attempt	No Save Attempt
9	4	0	0	4	1	4

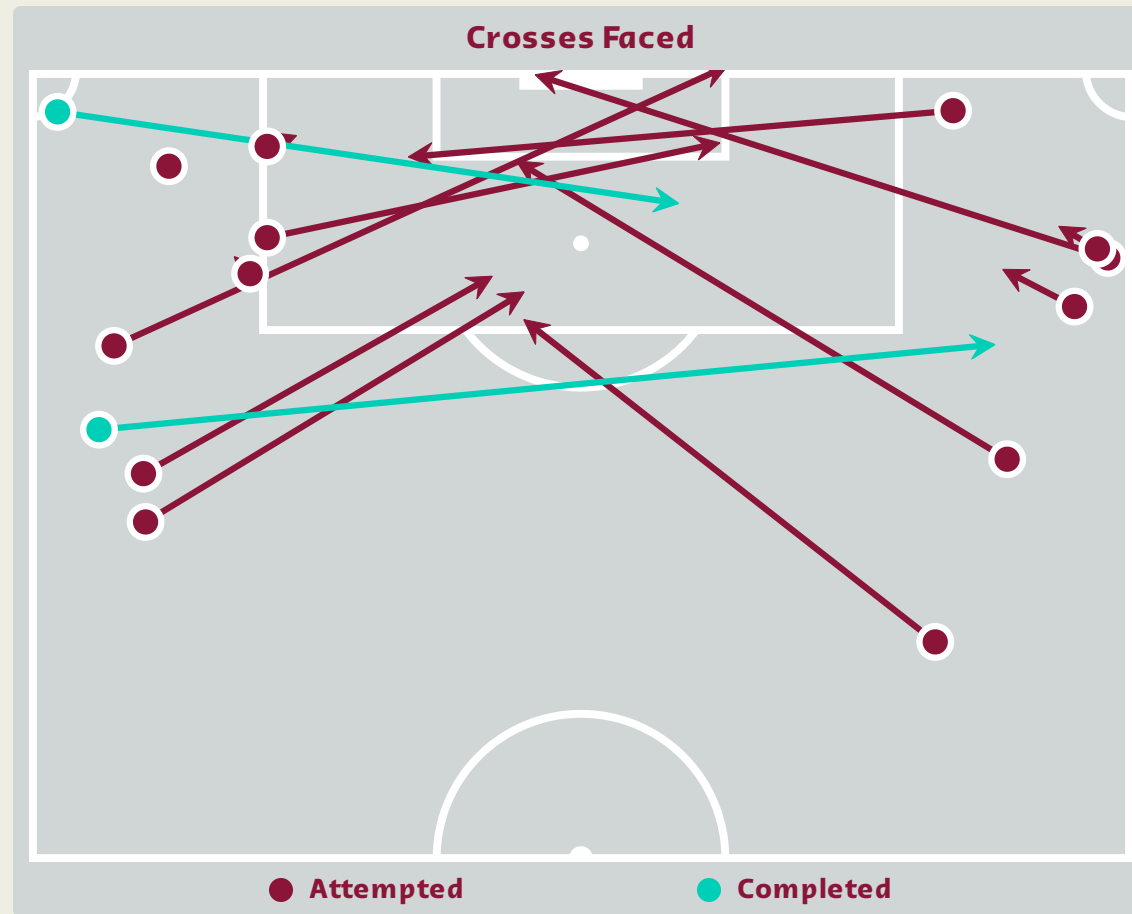
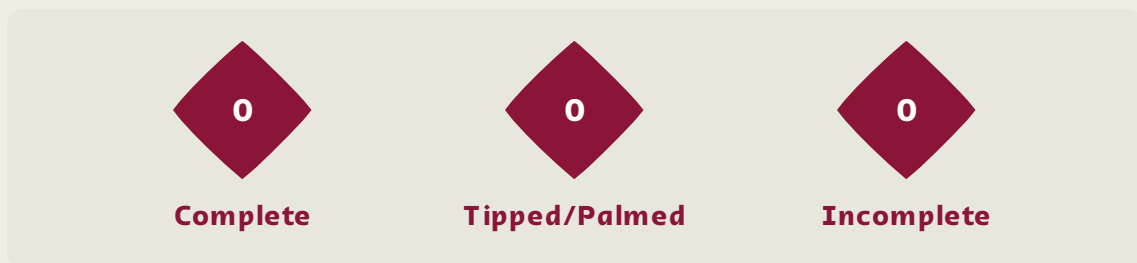
Aerial Control



Delivery Types Faced

Total	In Swing	Out Swing	Driven	Lofted	Cutback	Push
15	1	5	0	5	1	3

Aerial Control



Delivery Types Faced

Total	In Swing	Out Swing	Driven	Lofted	Cutback	Push
20	4	3	1	12	0	0



FIFA WORLD CUP
Qatar 2022



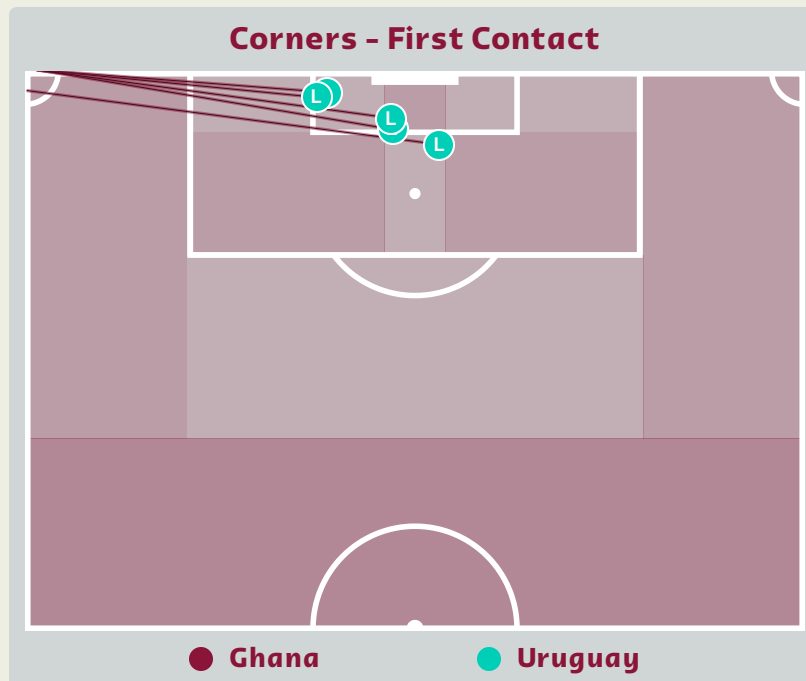
SET PLAYS



Ghana v Uruguay



Set Plays - Corners



Delivery Type	From Left Side	From Right Side	Total
Direct to Area	5	0	5
Short	0	0	0
Edge of Penalty Area	0	0	0

Delivery Style	Total
Inswing	2
Outswing	0
Driven	0

Free Kicks	
Type	Total
Direct	10
Direct (on target)	0
Direct (off target)	0
Indirect	2



Top 5 Player First Contacts		
Player	Team	Total
GIMENEZ Jose Maria	Uruguay	2
SUAREZ Luis	Uruguay	2
OLIVERA Mathias	Uruguay	1

Set Plays - Corners



46

Total Set Plays

20

Total Free Kicks

0

Total Penalties

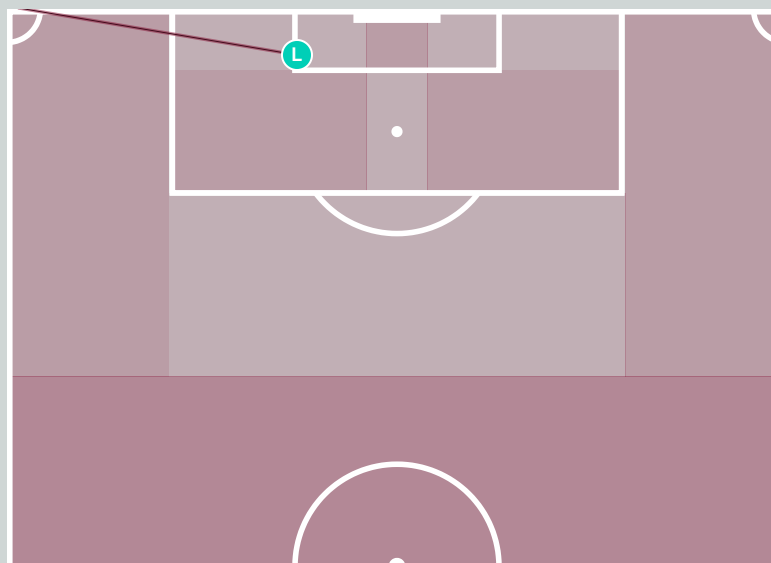
2

Total Corners

24

Total Throw Ins

Corners - First Contact



● Uruguay

● Ghana

Delivery Type	From Left Side	From Right Side	Total
Direct to Area	1	0	1
Short	1	0	1
Edge of Penalty Area	0	0	0

Delivery Style	Total
Inswing	1
Outswing	0
Driven	0

Free Kicks

Type	Total
Direct	17
Direct (on target)	1
Direct (off target)	0
Indirect	3

First Contacts on Uruguay Crosses

0

By Uruguay

1

By Ghana

Top 5 Player First Contacts

Player	Team	Total
SALISU Mohammed	Ghana	1



FIFA WORLD CUP
Qatar 2022



INDIVIDUAL DATA IN POSSESSION



Ghana v Uruguay



In Possession - Distributions



#	Player	Passes Attempted	Passes Completed	Pass Completion %	Switches of Play	Crosses Attempted	Crosses Completed	Line Breaks Attempted	Line Breaks Completed	Line Break Completion %	Ball Progressions	Take Ons	Step Ins	Attempts at Goal	Goals
1	ZIGI Lawrence Ati	26	19	73%	0	0	0	11	6	54%	0	0	0	0	0
4	SALISU Mohammed	57	44	77%	0	0	0	24	13	54%	1	0	1	0	0
5	PARTEY Thomas	75	63	84%	1	0	0	29	20	68%	3	2	1	0	0
9	AYEW Jordan	8	6	75%	0	2	0	2	2	100%	0	0	0	1	0
10	AYEW Andre	12	8	67%	0	0	0	1	0	0%	1	1	0	1	0
17	RAHMAN Baba	50	36	72%	0	5	2	15	8	53%	3	2	1	0	0
18	AMARTEY Daniel	49	46	94%	1	0	0	19	17	89%	0	0	0	0	0
19	WILLIAMS Inaki	14	9	64%	0	0	0	3	1	33%	3	3	0	0	0
20	KUDUS Mohammed	32	26	81%	1	1	0	5	4	80%	10	6	3	4	0
21	ABDUL SAMED Salis	52	48	92%	0	1	0	14	11	78%	3	1	2	0	0
26	SEIDU Alidu	44	39	89%	0	4	0	21	12	57%	3	1	2	0	0
7	ISSAHAKU Fatawu	1	1	100%	0	0	0	1	1	100%	0	0	0	0	0
8	KYEREH Daniel-Kofi	16	13	81%	0	2	0	6	4	66%	1	0	1	0	0
11	BUKARI Osman	12	9	75%	0	1	0	1	1	100%	1	1	0	1	0
22	SULEMANA Kamaldeen	11	9	82%	0	4	0	4	3	75%	5	1	4	1	0
25	SEMENYO Antoine	1	1	100%	0	0	0	0	0	0%	0	0	0	1	0

In Possession - Offers & Receptions



			Offer movement types						
#	Player	Total Offers	In Front	In Between	Out to In	In to Out	In Behind	No Movement	Offers Received
1	ZIGI Lawrence Ati	13	0	0	0	0	0	13	4
4	SALISU Mohammed	30	5	0	0	0	3	22	11
5	PARTEY Thomas	48	23	18	0	2	0	5	27
9	AYEW Jordan	26	3	8	2	2	7	4	3
10	AYEW Andre	29	1	12	0	1	11	4	6
17	RAHMAN Baba	52	10	2	1	1	16	22	16
18	AMARTEY Daniel	33	7	0	0	0	0	26	19
19	WILLIAMS Inaki	37	1	16	0	0	17	3	6
20	KUDUS Mohammed	71	4	46	4	4	11	2	20
21	ABDUL SAMED Salis	61	37	10	0	3	0	11	24
26	SEIDU Alidu	48	14	0	0	0	10	24	20
7	ISSAHAKU Fatawu	2	0	0	0	0	1	1	1
8	KYEREH Daniel-Kofi	32	6	16	1	3	3	3	10
11	BUKARI Osman	43	0	3	0	2	32	6	4
22	SULEMANA Kamaldeen	55	2	16	6	2	15	14	14
25	SEMENYO Antoine	17	1	4	0	0	11	1	1

In Possession - Distributions



#	Player	Passes Attempted	Passes Completed	Pass Completion %	Switches of Play	Crosses Attempted	Crosses Completed	Line Breaks Attempted	Line Breaks Completed	Line Break Completion %	Ball Progressions	Take Ons	Step Ins	Attempts at Goal	Goals
23	ROCHET Sergio	30	21	70%	0	0	0	13	5	38%	0	0	0	0	0
2	GIMENEZ Jose Maria	42	40	95%	2	0	0	8	7	87%	0	0	0	1	0
6	BENTANCUR Rodrigo	17	16	94%	0	0	0	7	7	100%	2	0	2	0	0
8	PELLISTRI Facundo	12	9	75%	0	2	0	3	2	66%	2	2	0	1	0
9	SUAREZ Luis	15	13	87%	1	1	0	5	4	80%	5	3	1	1	0
10	DEARRASCAETA Giorgian	21	11	52%	0	4	0	10	4	40%	0	0	0	2	2
11	NUNEZ Darwin	14	9	64%	2	2	2	4	1	25%	3	0	3	1	0
13	VARELA Guillermo	55	37	67%	0	1	0	18	8	44%	0	0	0	0	0
15	VALVERDE Federico	73	63	86%	1	1	1	28	24	85%	3	0	3	3	0
16	OLIVERA Mathias	46	40	87%	0	1	0	11	11	100%	2	1	1	0	0
19	COATES Sebastian	42	37	88%	0	0	0	14	12	85%	1	0	1	1	0
5	VECINO Matias	48	39	81%	1	0	0	13	9	69%	0	0	0	0	0
7	DE LA CRUZ Nicolas	14	13	93%	0	1	0	3	3	100%	1	1	0	1	0
18	GOMEZ Maxi	1	1	100%	0	0	0	0	0	0%	0	0	0	1	0
21	CAVANI Edinson	11	8	73%	0	1	1	1	1	100%	0	0	0	0	0
24	CANOBBIO Agustin	5	4	80%	0	1	0	2	0	0%	1	1	0	0	0

In Possession - Offers & Receptions



			Offer movement types						
#	Player	Total Offers	In Front	In Between	Out to In	In to Out	In Behind	No Movement	Offers Received
23	ROCHET Sergio	9	0	0	0	0	0	9	4
2	GIMENEZ Jose Maria	11	3	0	0	0	1	7	5
6	BENTANCUR Rodrigo	15	7	3	1	0	1	3	4
8	PELLISTRI Facundo	31	3	8	1	1	13	5	7
9	SUAREZ Luis	59	4	22	4	3	19	7	7
10	DEARRASCAETA Giorgian	33	2	9	4	6	8	4	8
11	NUNEZ Darwin	34	2	6	0	2	24	0	9
13	VARELA Guillermo	31	8	0	0	0	7	16	16
15	VALVERDE Federico	51	30	10	0	1	0	10	25
16	OLIVERA Mathias	46	18	8	0	0	5	15	18
19	COATES Sebastian	22	8	0	0	0	2	12	8
5	VECINO Matias	43	25	11	0	2	2	3	17
7	DE LA CRUZ Nicolas	8	2	2	1	0	3	0	1
18	GOMEZ Maxi	4	0	1	0	0	3	0	1
21	CAVANI Edinson	20	0	3	0	1	13	3	8
24	CANOBBIO Agustin	7	0	3	0	0	3	1	1



FIFA WORLD CUP
Qatar 2022



INDIVIDUAL DATA OUT OF POSSESSION



Ghana v Uruguay



Out of Possession

Ghana



#	Player	Tackles Made / Won	Blocks	Interceptions	Pressing Direct	Pressing Indirect	Duels Won - Aerial	Duels Won - Physical	Possession Contests won	Clearances	Loose Ball Receptions	Pushing On	Pushing On into Pressing	Possession Regains	Possession Interrupted
1	ZIGI Lawrence Ati	0 / 0	0	0	0	0	0	0	0	0	3	0	0	7	0
4	SALISU Mohammed	2 / 1	1	3	2	6	3	0	3	11	6	16	3	5	10
5	PARTEY Thomas	3 / 0	6	1	3	15	2	0	3	3	20	10	0	4	8
9	AYEW Jordan	2 / 0	0	0	4	26	0	1	1	0	3	23	15	0	0
10	AYEW Andre	3 / 2	0	0	2	19	1	0	1	0	1	27	14	2	1
17	RAHMAN Baba	4 / 2	4	0	4	11	4	0	4	1	5	24	6	5	1
18	AMARTEY Daniel	3 / 2	1	1	3	4	4	0	4	5	6	14	1	8	2
19	WILLIAMS Inaki	3 / 0	0	0	4	28	0	0	0	0	4	54	22	0	2
20	KUDUS Mohammed	5 / 2	0	0	7	37	1	0	2	0	6	58	31	3	0
21	ABDUL SAMED Salis	1 / 1	6	2	7	10	0	0	0	2	4	26	5	6	4
26	SEIDU Alidu	10 / 2	5	1	12	10	2	1	3	3	7	29	14	6	5
7	ISSAHAKU Fatawu	0 / 0	0	0	0	0	0	0	0	0	0	0	0	0	0
8	KYEREH Daniel-Kofi	1 / 1	0	0	2	4	0	0	1	0	1	6	1	1	0
11	BUKARI Osman	0 / 0	1	0	1	13	0	1	1	2	3	14	10	1	0
22	SULEMANA Kamaldeen	0 / 0	0	0	0	6	1	0	1	0	1	16	5	0	0
25	SEMENYO Antoine	1 / 0	0	0	3	5	2	0	2	0	1	9	3	0	0

Out of Possession



#	Player	Tackles Made / Won	Blocks	Interceptions	Pressing Direct	Pressing Indirect	Duels Won - Aerial	Duels Won - Physical	Possession Contests won	Clearances	Loose Ball Receptions	Pushing On	Pushing On into Pressing	Possession Regains	Possession Interrupted
23	ROCHET Sergio	0 / 0	0	0	0	0	0	0	0	0	5	0	0	10	0
2	GIMENEZ Jose Maria	1 / 0	7	3	2	5	8	0	9	8	2	11	1	7	9
6	BENTANCUR Rodrigo	5 / 2	2	1	3	10	3	0	3	2	6	19	3	5	4
8	PELLISTRI Facundo	2 / 0	2	0	5	16	0	0	0	1	2	17	8	0	1
9	SUAREZ Luis	2 / 0	0	0	4	10	2	0	2	2	1	30	9	0	1
10	DEARRASCAETA Giorgian	12 / 5	1	0	10	29	0	0	0	0	5	30	16	5	2
11	NUNEZ Darwin	7 / 1	2	0	7	34	1	2	3	2	2	26	18	2	2
13	VARELA Guillermo	7 / 1	4	1	7	9	3	0	3	5	5	22	6	4	5
15	VALVERDE Federico	4 / 0	6	1	5	32	1	1	2	3	11	46	22	5	3
16	OLIVERA Mathias	8 / 2	2	0	10	21	2	0	3	8	9	29	12	4	9
19	COATES Sebastian	3 / 1	0	1	2	4	6	0	7	4	5	6	3	8	2
5	VECINO Matias	8 / 1	2	0	10	17	0	0	1	5	9	40	16	2	6
7	DE LA CRUZ Nicolas	1 / 0	0	0	4	10	0	0	1	0	3	6	3	0	0
18	GOMEZ Maxi	0 / 0	0	0	1	4	2	0	3	0	0	6	2	1	0
21	CAVANI Edinson	0 / 0	0	1	0	13	0	0	0	0	0	11	4	1	0
24	CANOBBIO Agustin	3 / 1	1	0	3	6	0	0	0	1	1	4	3	3	1



FIFA WORLD CUP
Qatar 2022



INDIVIDUAL DATA PHYSICAL



Ghana v Uruguay



Physical Data

Ghana



#	Player	Total Distance (m)	Zone 1: 0-7 km/h (m)	Zone 2: 7-15 km/h (m)	Zone 3: 15-20 km/h (m)	Zone 4: 20-25 km/h (m)	Zone 5: 25+ km/h (m)	High Speed Runs (Zone 4)	Sprints (Zone 5)	Top Speed (km/h)
1	ZIGI Lawrence Ati	4256.1	3172.9	975.1	77.0	31.5	0	12	4	23.0
4	SALISU Mohammed	9954.8	4833.0	3257.2	1107.0	497.7	259.8	94	36	31.1
5	PARTEY Thomas	10877.1	3803.7	4840.3	1581.5	552.6	97.9	130	38	29.0
9	AYEW Jordan	5359.2	1968.5	2061.7	809.2	307.1	212.8	72	24	33.3
10	AYEW Andre	5680.1	1827.3	2608.9	840.7	335.7	67.6	75	27	28.6
17	RAHMAN Baba	10464.3	3585.1	4115.6	1605.2	858.1	300.3	128	63	34.1
18	AMARTEY Daniel	9832.5	3994.0	4212.3	962.6	418.9	244.8	89	32	33.2
19	WILLIAMS Inaki	7347.1	2819.8	2783.1	1048.4	561.3	135.2	92	45	30.2
20	KUDUS Mohammed	10051.5	3841.7	4090.0	1197.1	629.2	293.5	111	59	32.4
21	ABDUL SAMED Salis	8969.0	2473.7	4494.4	1358.8	535.5	107.6	126	38	30.3
26	SEIDU Alidu	10187.2	4042.3	3982.2	1153.2	633.6	375.9	111	56	34.2
7	ISSAHAKU Fatawu	348.0	56.7	143.2	43.7	104.4	0	6	5	24.9
8	KYEREH Daniel-Kofi	3839.3	679.6	1748.8	874.2	443.4	93.7	70	30	27.0
11	BUKARI Osman	5938.9	1926.6	2491.9	775.6	526.8	218.6	71	40	31.9
22	SULEMANA Kamaldeen	5516.0	2169.4	2096.6	718.2	336.5	195.8	67	36	35.7
25	SEMENYO Antoine	3073.7	1076.4	1180.9	355.6	244.1	216.7	37	22	31.9

Physical Data



#	Player	Total Distance (m)	Zone 1: 0-7 km/h (m)	Zone 2: 7-15 km/h (m)	Zone 3: 15-20 km/h (m)	Zone 4: 20-25 km/h (m)	Zone 5: 25+ km/h (m)	High Speed Runs (Zone 4)	Sprints (Zone 5)	Top Speed (km/h)
23	ROCHET Sergio	5061.8	4204.3	742.1	108.8	6.6	0	12	1	21.6
2	GIMENEZ Jose Maria	10189.5	4018.7	4422.2	1345.0	335.2	68.3	110	29	28.7
6	BENTANCUR Rodrigo	3466.6	1327.7	1297.2	575.8	159.1	106.8	45	13	29.8
8	PELLISTRI Facundo	7206.4	2884.7	2626.7	845.3	536.9	313.5	80	40	34.8
9	SUAREZ Luis	7207.0	2943.3	2690.4	867.7	510.3	194.6	83	34	29.2
10	DE ARRASCAETA Giorgian	9535.4	3554.8	4051.6	1143.3	626.5	159.2	102	47	30.8
11	NUNEZ Darwin	9386.5	3634.5	3319.1	1255.9	657.1	519.1	108	56	34.7
13	VARELA Guillermo	10672.0	4156.7	4474.8	1107.8	720.4	212.4	100	52	32.2
15	VALVERDE Federico	11175.4	3273.3	5020.0	1848.4	814.7	220.2	150	61	31.2
16	OLIVERA Mathias	11449.9	4069.3	4647.5	1765.6	628.6	337.8	151	56	31.9
19	COATES Sebastian	8770.0	3996.5	3467.7	962.1	283.3	60.5	81	24	27.9
5	VECINO Matias	9294.2	2402.6	4226.1	2120.0	478.7	66.9	151	30	28.1
7	DE LA CRUZ Nicolas	3966.2	1080.4	1775.7	647.3	371.2	91.2	52	27	29.2
18	GOMEZ Maxi	2453.1	793.3	1089.9	408.7	126.3	34.8	28	8	28.8
21	CAVANI Edinson	4018.5	1205.9	1525.0	845.1	334.7	107.7	59	21	31.2
24	CANOBBIO Agustin	2639.9	606.7	933.5	460.7	466.2	172.9	45	23	30.9



FIFA WORLD CUP
Qatar 2022

